



**BELGARD**<sup>®</sup>  
**PAVES THE WAY**<sup>™</sup>


IDEA BOOK  
**ARTFORMS**<sup>™</sup>  
Modular Panel System

# TABLE OF CONTENTS

Click on the application of your choice to see the detail page 



# TABLE OF CONTENTS

Click on the application of your choice to see the detail page 



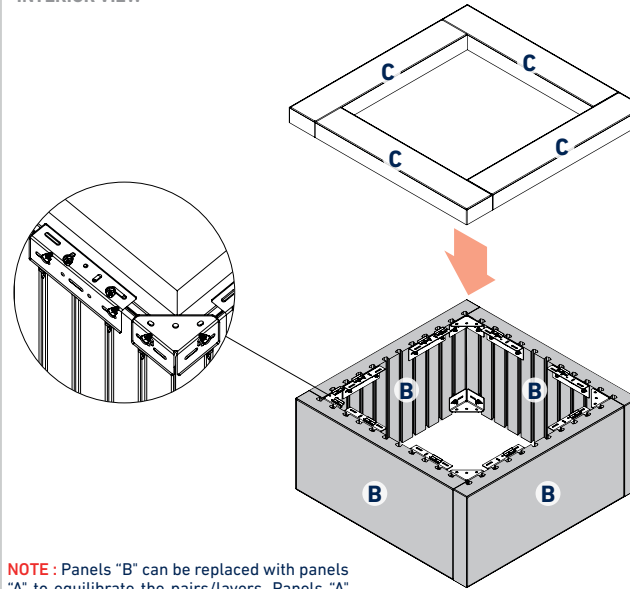
**SCAN HERE**

TO SEE SOME  
ARTFORMS™ BUILDS  
IN BELGARD ROOMS

# 1 | Square Planter

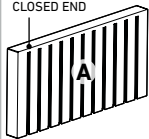

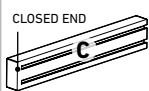
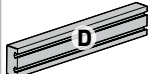


INTERIOR VIEW



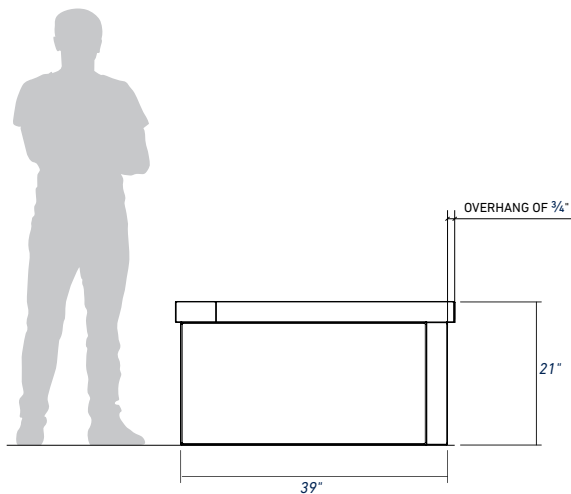
**NOTE :** Panels "B" can be replaced with panels "A" to equilibrate the pairs/layers. Panels "A" can't be replaced by the panels "B".

## REQUIRED PANELS

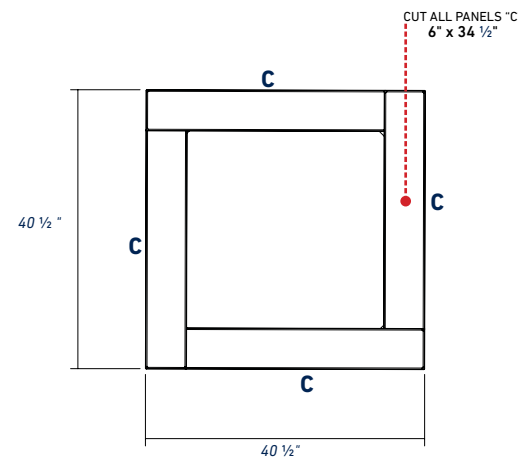
	18" x 36" PANEL	<b>0x</b>
	18" x 36" PANEL	<b>4x</b>
	6" x 36" PANEL	<b>4x</b>
	6" x 36" PANEL	<b>0x</b>

**IMPORTANT:** 18 x 36" panels are sold in pair/layer or in full pallet only. 6 x 36" panels are sold per unit or in layer or in full pallet.

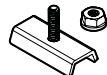
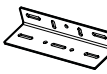



FRONT VIEW



TOP VIEW



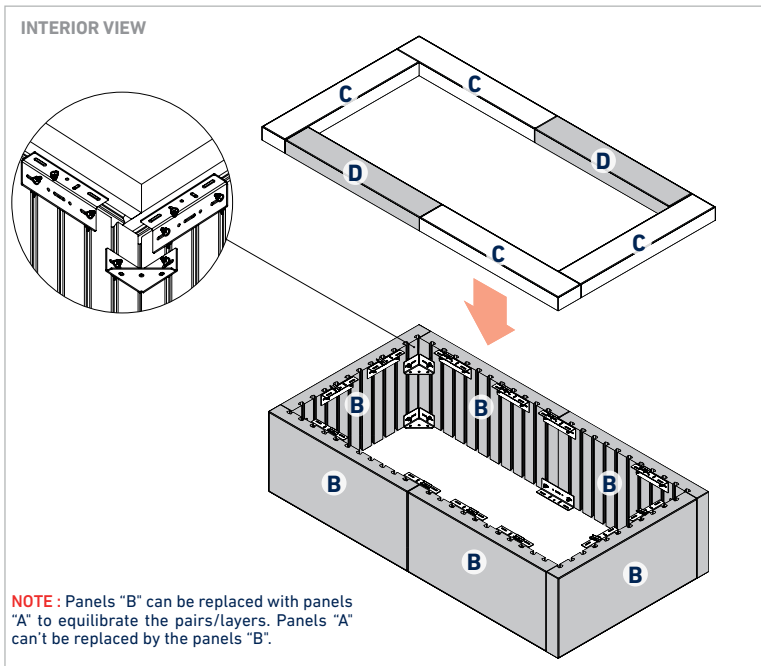
## REQUIRED HARDWARE

	<b>ANCHOR SLIDE AND NUT</b> <b>NOTE:</b> Sold only per box (50 units/box)	<b>40x</b>
	<b>JOINING PLATE</b> <b>NOTE:</b> Can be sold per box or per unit (10 units/box)	<b>8x</b>
	<b>OUTER CORNER</b> <b>NOTE:</b> Can be sold per box or per unit (10 units/box)	<b>8x</b>
	<b>INNER CORNER</b> <b>NOTE:</b> Can be sold per box or per unit (10 units/box)	<b>0x</b>
	<b>STRETCHER</b> <b>NOTE:</b> Can be sold per box or per unit (10 units/box)	<b>0x</b>

**IMPORTANT:** Refer to page 23 of the ARTFORMS INSTALLATION GUIDE about the installation of geotextile in planter box. Contact experts/engineers to validate the base preparation, the drainage, the plants & roots growth/management.

**TOTAL WEIGHT (PANELS & HARDWARE)** **804 Lbs**

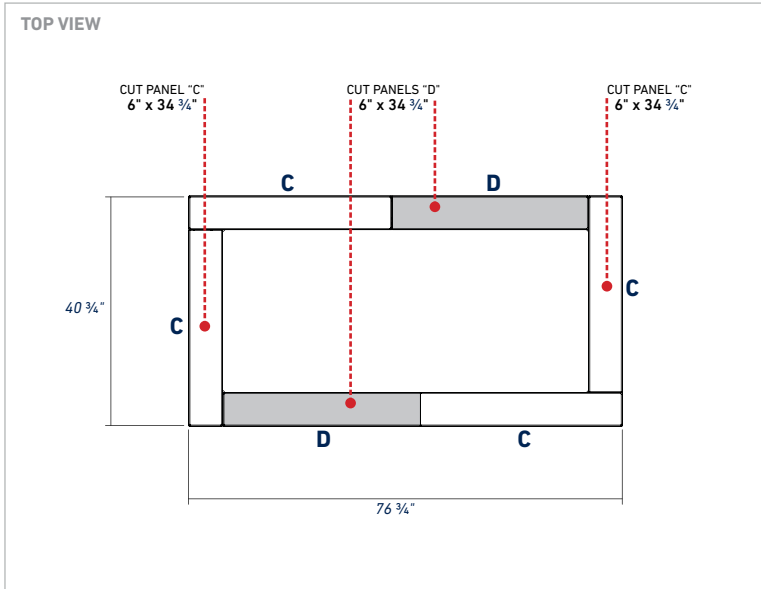
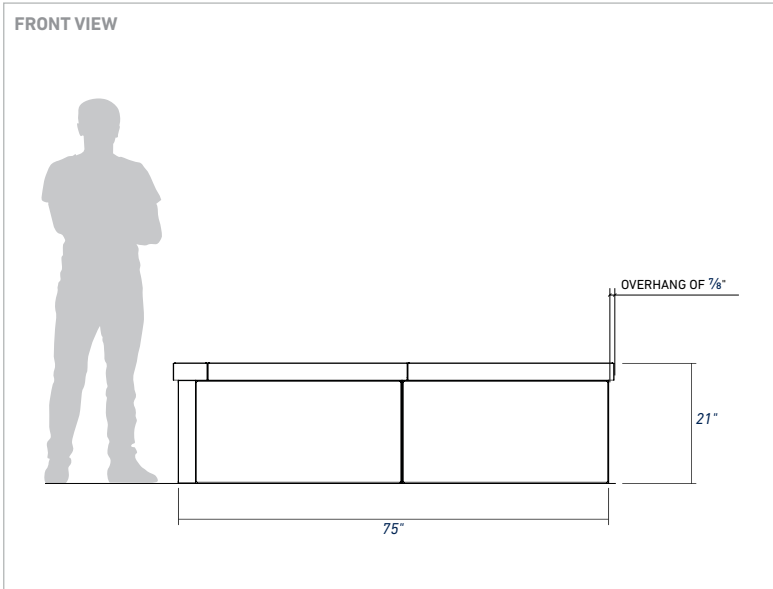
# 2 | Rectangular Planter



**REQUIRED PANELS**

	18" x 36" PANEL	<b>0x</b>
	18" x 36" PANEL	<b>6x</b>
	6" x 36" PANEL	<b>4x</b>
	6" x 36" PANEL	<b>2x</b>

**IMPORTANT:** 18 x 36" panels are sold in pair/layer or in full pallet only. 6 x 36" panels are sold per unit or in layer or in full pallet.



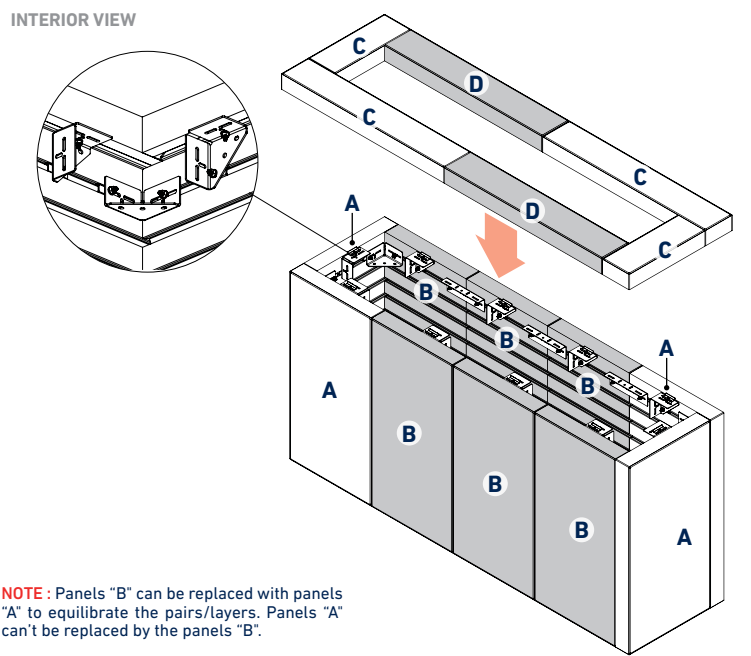
**REQUIRED HARDWARE**

	<b>ANCHOR SLIDE AND NUT</b> <b>NOTE:</b> Sold only per box (50 units/box)	<b>56x</b>
	<b>JOINING PLATE</b> <b>NOTE:</b> Can be sold per box or per unit (10 units/box)	<b>14x</b>
	<b>OUTER CORNER</b> <b>NOTE:</b> Can be sold per box or per unit (10 units/box)	<b>8x</b>
	<b>INNER CORNER</b> <b>NOTE:</b> Can be sold per box or per unit (10 units/box)	<b>0x</b>
	<b>STRETCHER</b> <b>NOTE:</b> Can be sold per box or per unit (10 units/box)	<b>0x</b>

**IMPORTANT:** Refer to page 23 of the ARTFORMS INSTALLATION GUIDE about the installation of geotextile in planter box. Contact experts/engineers to validate the base preparation, the drainage, the plants & roots growth/management.

**TOTAL WEIGHT (PANELS & HARDWARE) 1209 Lbs**

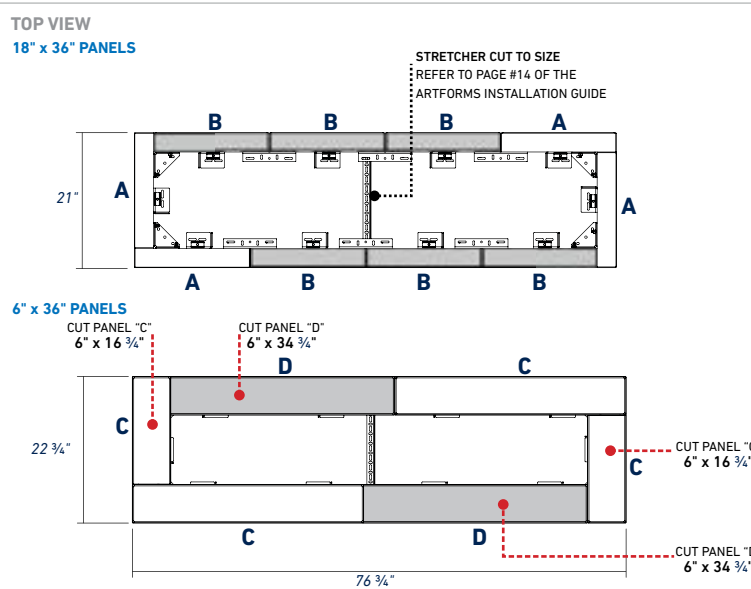
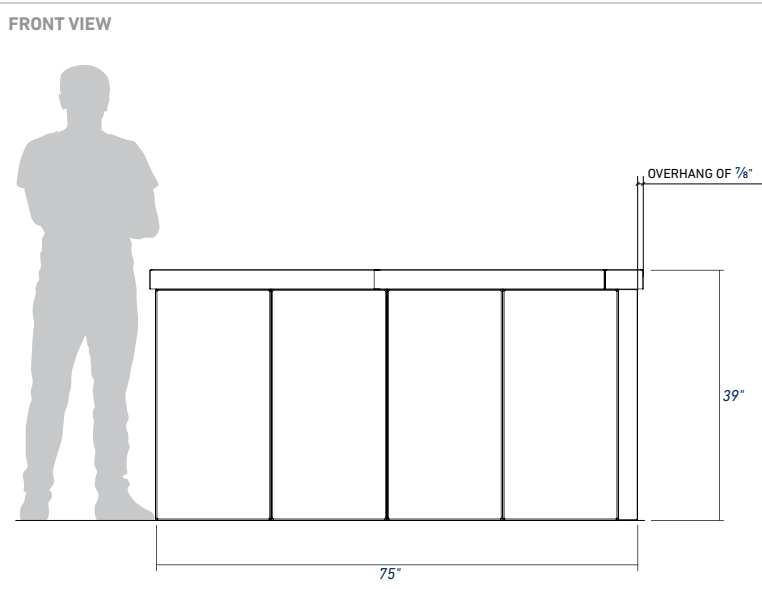
# 3 | Vertical Planter



**REQUIRED PANELS**

- 18" x 36" PANEL **4x**
- 18" x 36" PANEL **6x**
- 6" x 36" PANEL **4x**
- 6" x 36" PANEL **2x**

**IMPORTANT:** 18 x 36" panels are sold in pair/layer or in full pallet only. 6 x 36" panels are sold per unit or in layer or in full pallet.



**REQUIRED HARDWARE**

- ANCHOR SLIDE AND NUT** **62x**  
**NOTE:** Sold only per box (50 units/box)
- JOINING PLATE** **12x**  
**NOTE:** Can be sold per box or per unit (10 units/box)
- OUTER CORNER** **18x**  
**NOTE:** Can be sold per box or per unit (10 units/box)
- INNER CORNER** **0x**  
**NOTE:** Can be sold per box or per unit (10 units/box)
- STRETCHER** **1x**  
**NOTE:** Can be sold per box or per unit (10 units/box)

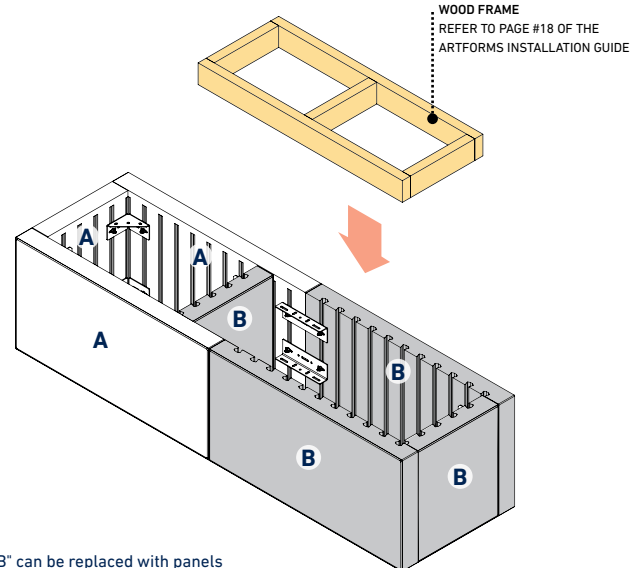
**IMPORTANT:** Refer to page 23 of the ARTFORMS INSTALLATION GUIDE about the installation of geotextile in planter box. Contact experts/engineers to validate the base preparation, the drainage, the plants & roots growth/management.

**TOTAL WEIGHT (PANELS & HARDWARE)** **1765 Lbs**

# 4 | Bench & Planter



INTERIOR VIEW



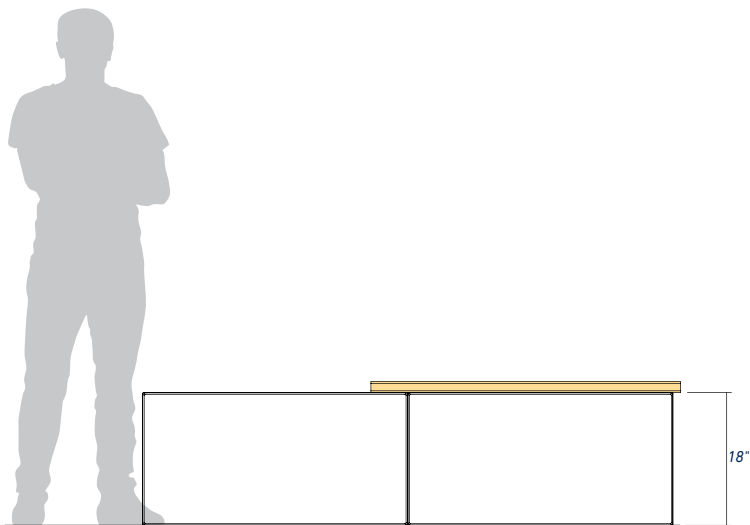
**NOTE :** Panels "B" can be replaced with panels "A" to equilibrate the pairs/layers. Panels "A" can't be replaced by the panels "B".

**REQUIRED PANELS**

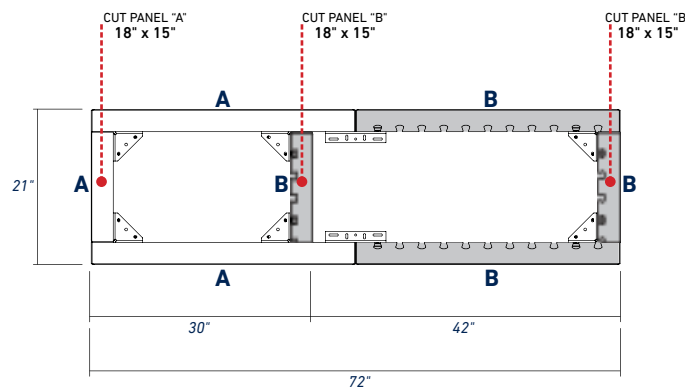
- 18" x 36" PANEL **3x**
- 18" x 36" PANEL **3x**
- 6" x 36" PANEL **0x**
- 6" x 36" PANEL **0x**

**IMPORTANT:** 18 x 36" panels are sold in pair/layer or in full pallet only. 6 x 36" panels are sold per unit or in layer or in full pallet.

FRONT VIEW



TOP VIEW



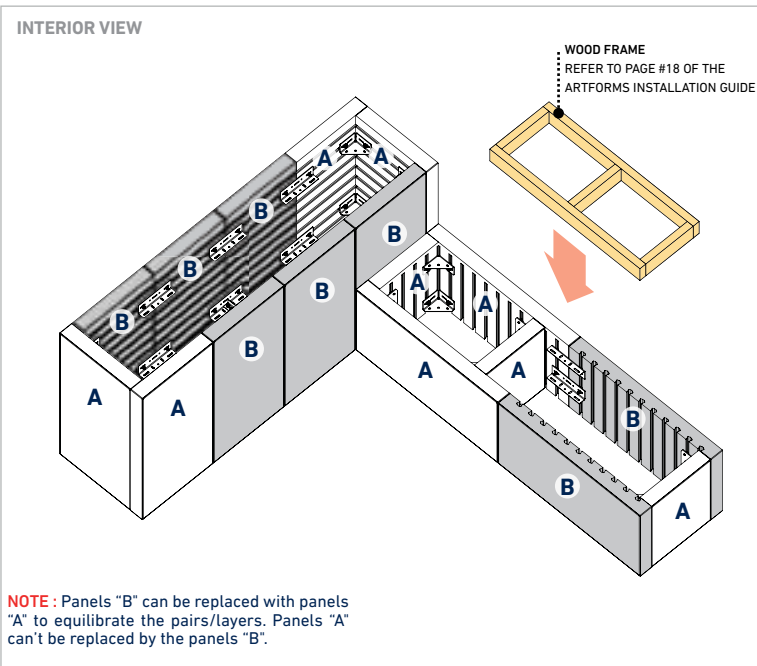
**REQUIRED HARDWARE**

- ANCHOR SLIDE AND NUT **32x**  
**NOTE:** Sold only per box (50 units/box)
- JOINING PLATE **4x**  
**NOTE:** Can be sold per box or per unit (10 units/box)
- OUTER CORNER **12x**  
**NOTE:** Can be sold per box or per unit (10 units/box)
- INNER CORNER **0x**  
**NOTE:** Can be sold per box or per unit (10 units/box)
- STRETCHER **0x**  
**NOTE:** Can be sold per box or per unit (10 units/box)

**IMPORTANT:** Refer to page 23 of the ARTFORMS INSTALLATION GUIDE about the installation of geotextile in planter box. Contact experts/engineers to validate the base preparation, the drainage, the plants & roots growth/management.

**TOTAL WEIGHT (PANELS & HARDWARE) 801 Lbs**

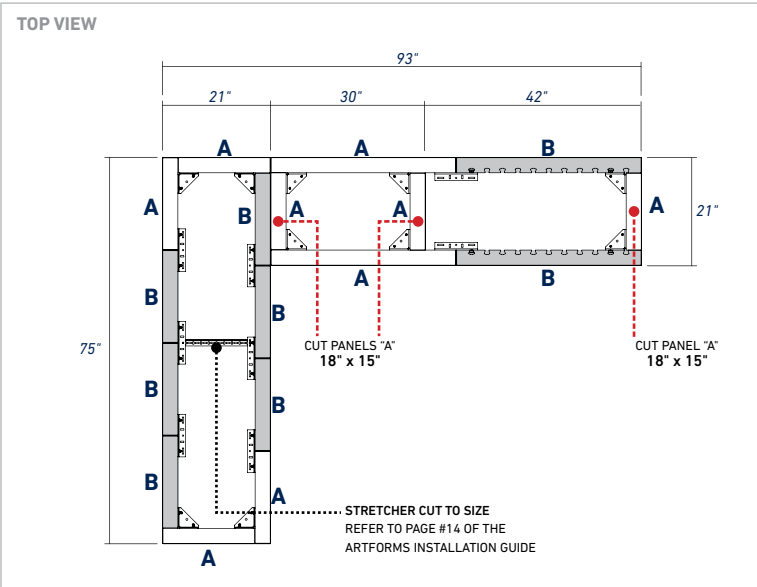
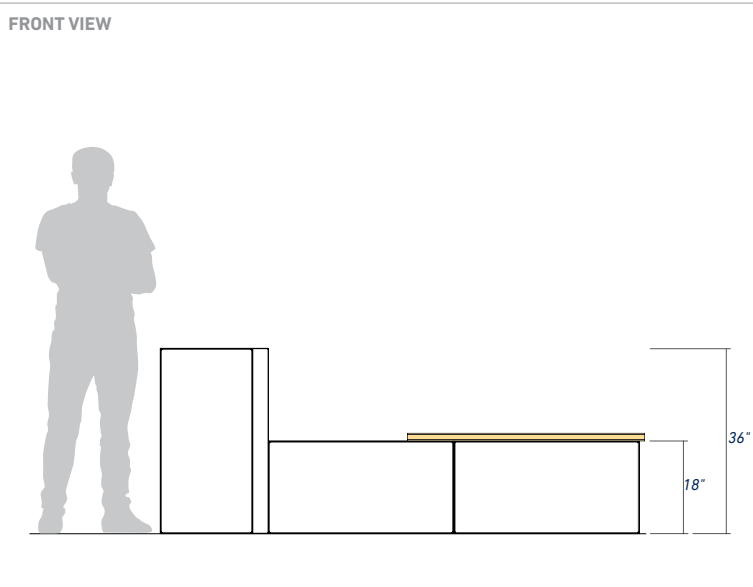
# 5 | Corner Bench & Planter



**REQUIRED PANELS**

	18" x 36" PANEL	<b>8x</b>
	18" x 36" PANEL	<b>8x</b>
	6" x 36" PANEL	<b>0x</b>
	6" x 36" PANEL	<b>0x</b>

**IMPORTANT:** 18 x 36" panels are sold in pair/layer or in full pallet only. 6 x 36" panels are sold per unit or in layer or in full pallet.



**REQUIRED HARDWARE**

	<b>ANCHOR SLIDE AND NUT</b> <b>NOTE:</b> Sold only per box (50 units/box)	<b>74x</b>
	<b>JOINING PLATE</b> <b>NOTE:</b> Can be sold per box or per unit (10 units/box)	<b>16x</b>
	<b>OUTER CORNER</b> <b>NOTE:</b> Can be sold per box or per unit (10 units/box)	<b>20x</b>
	<b>INNER CORNER</b> <b>NOTE:</b> Can be sold per box or per unit (10 units/box)	<b>0x</b>
	<b>STRETCHER</b> <b>NOTE:</b> Can be sold per box or per unit (10 units/box)	<b>1x</b>

**IMPORTANT:** Refer to page 23 of the ARTFORMS INSTALLATION GUIDE about the installation of geotextile in planter box. Contact experts/engineers to validate the base preparation, the drainage, the plants & roots growth/management.

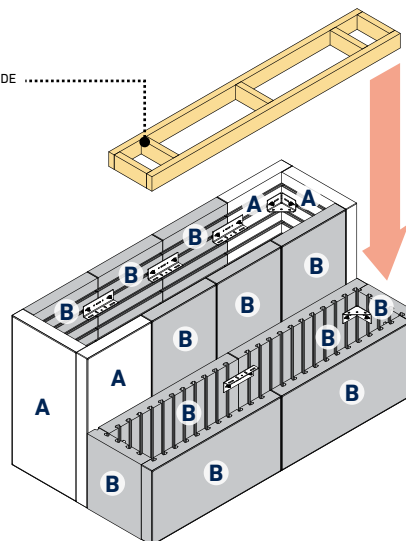
**TOTAL WEIGHT (PANELS & HARDWARE)** **2316 Lbs**

# 6 | Bench & Vertical Planter



### INTERIOR VIEW

**WOOD FRAME**  
REFER TO PAGE #18 OF THE  
ARTFORMS INSTALLATION GUIDE



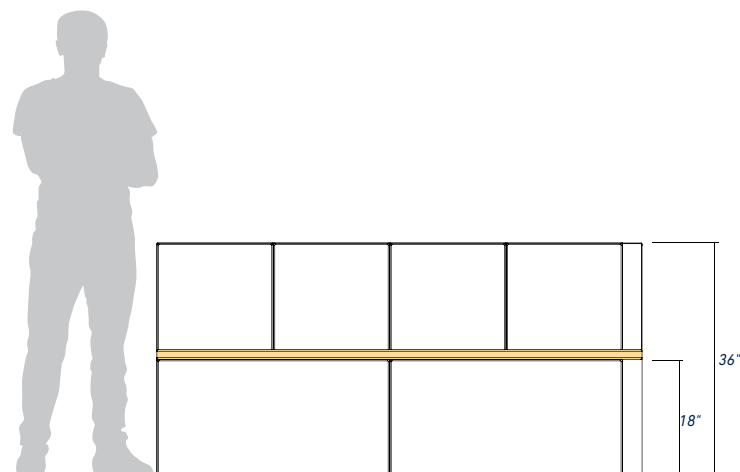
**NOTE :** Panels "B" can be replaced with panels "A" to equilibrate the pairs/layers. Panels "A" can't be replaced by the panels "B".

### REQUIRED PANELS

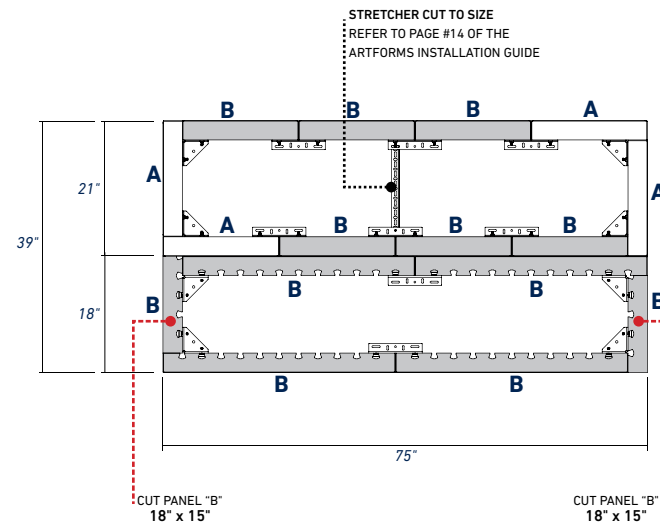
- CLOSED END**  
18" x 36" PANEL **4x**
- CLOSED END**  
18" x 36" PANEL **11x**
- CLOSED END**  
6" x 36" PANEL **0x**
- CLOSED END**  
6" x 36" PANEL **0x**

**IMPORTANT:** 18 x 36" panels are sold in pair/layer or in full pallet only. 6 x 36" panels are sold per unit or in layer or in full pallet.

### FRONT VIEW



### TOP VIEW



### REQUIRED HARDWARE

- ANCHOR SLIDE AND NUT** **66x**  
**NOTE:** Sold only per box (50 units/box)
- JOINING PLATE** **16x**  
**NOTE:** Can be sold per box or per unit (10 units/box)
- OUTER CORNER** **16x**  
**NOTE:** Can be sold per box or per unit (10 units/box)
- INNER CORNER** **0x**  
**NOTE:** Can be sold per box or per unit (10 units/box)
- STRETCHER** **1x**  
**NOTE:** Can be sold per box or per unit (10 units/box)

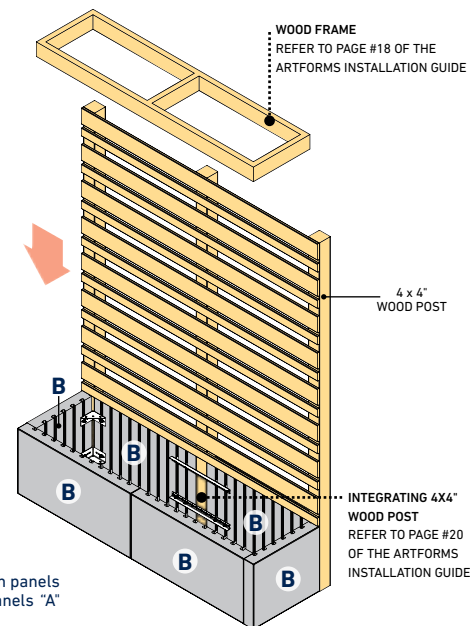
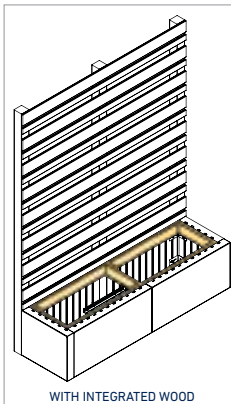
**IMPORTANT:** Refer to page 23 of the ARTFORMS INSTALLATION GUIDE about the installation of geotextile in planter box. Contact experts/engineers to validate the base preparation, the drainage, the plants & roots growth/management.

**TOTAL WEIGHT (PANELS & HARDWARE)** **2248 Lbs**

# 7 | Privacy Wall with Bench



### INTERIOR VIEW



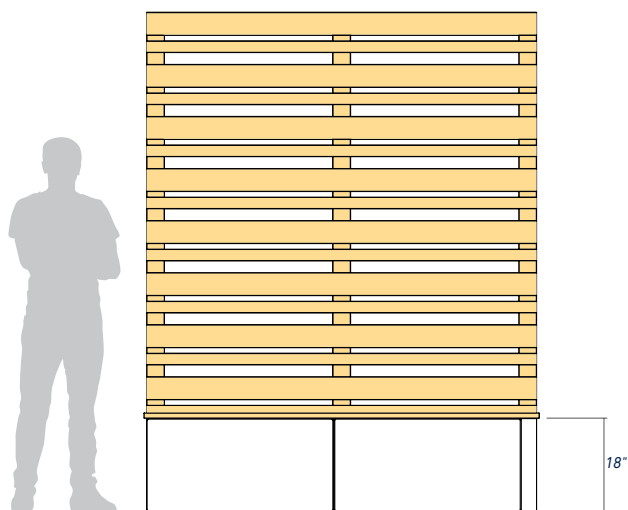
**NOTE:** Panels "B" can be replaced with panels "A" to equilibrate the pairs/layers. Panels "A" can't be replaced by the panels "B".

### REQUIRED PANELS

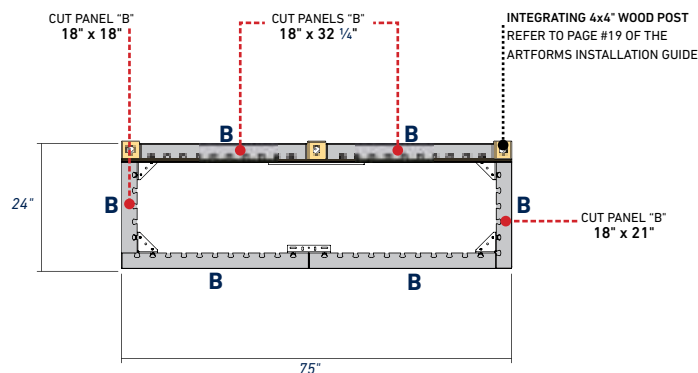
- CLOSED END**  
 18" x 36" PANEL **0x**
- 18" x 36" PANEL **6x**
- CLOSED END**  
 6" x 36" PANEL **0x**
- 6" x 36" PANEL **0x**

**IMPORTANT:** 18 x 36" panels are sold in pair/layer or in full pallet only. 6 x 36" panels are sold per unit or in layer or in full pallet.

### FRONT VIEW



### TOP VIEW

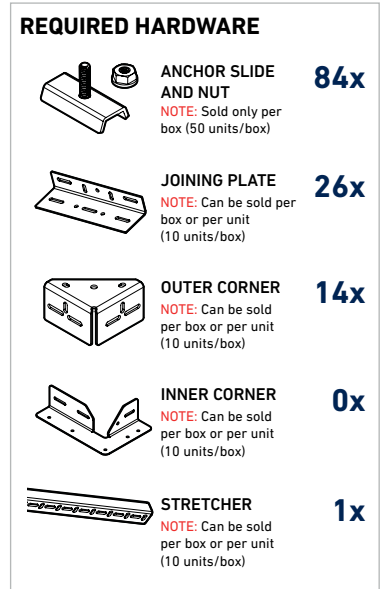
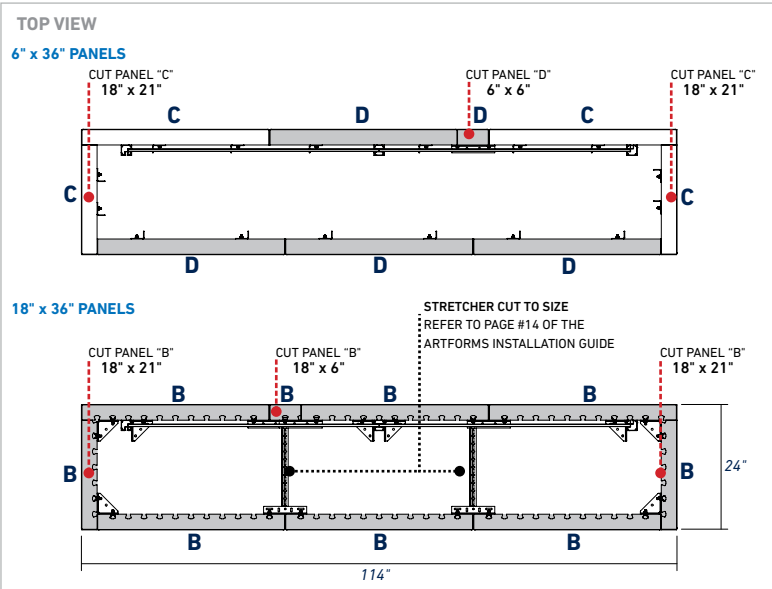
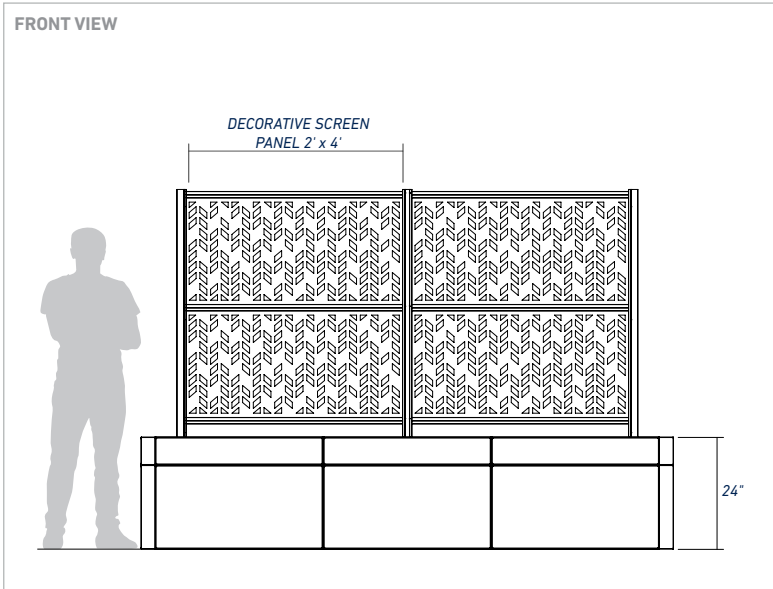
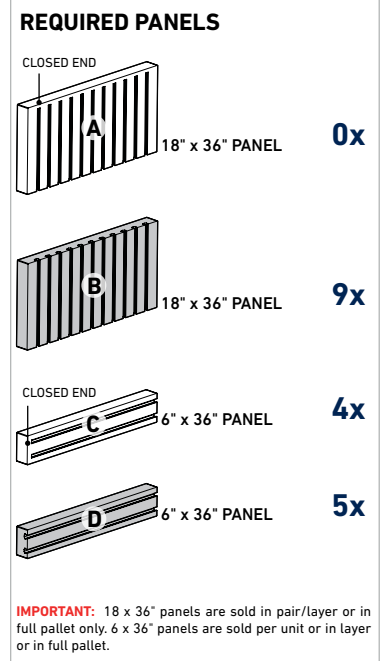
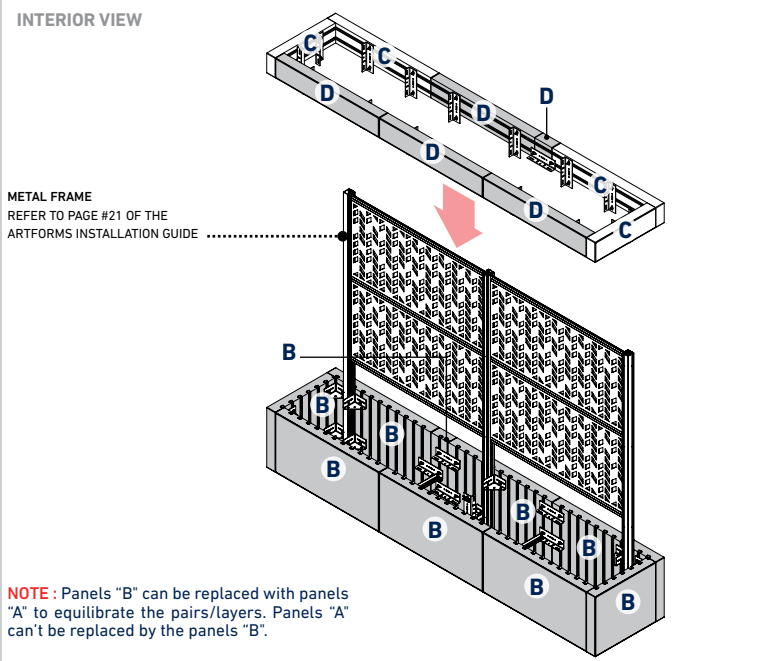



### REQUIRED HARDWARE

- ANCHOR SLIDE AND NUT** **28x**  
**NOTE:** Sold only per box (50 units/box)
- JOINING PLATE** **2x**  
**NOTE:** Can be sold per box or per unit (10 units/box)
- OUTER CORNER** **8x**  
**NOTE:** Can be sold per box or per unit (10 units/box)
- INNER CORNER** **0x**  
**NOTE:** Can be sold per box or per unit (10 units/box)
- STRETCHER** **1x**  
**NOTE:** Can be sold per box or per unit (10 units/box)

**TOTAL WEIGHT** **739 Lbs**  
(PANELS & HARDWARE)

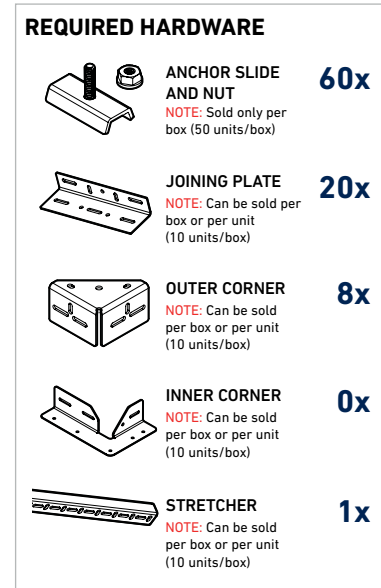
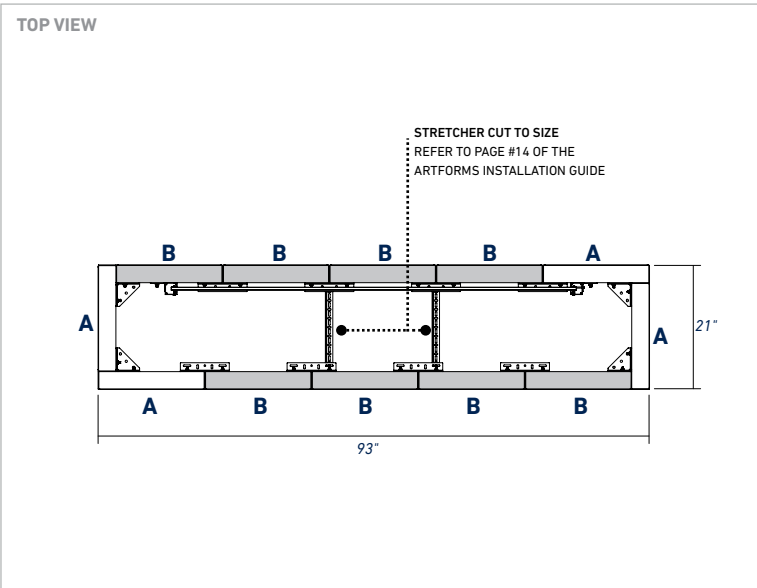
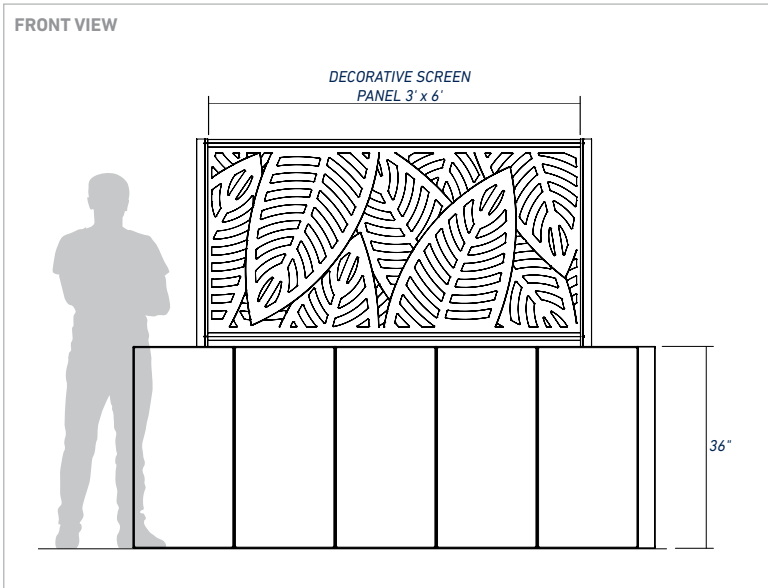
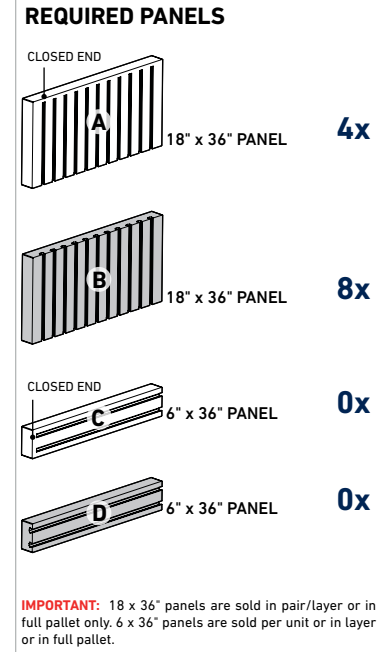
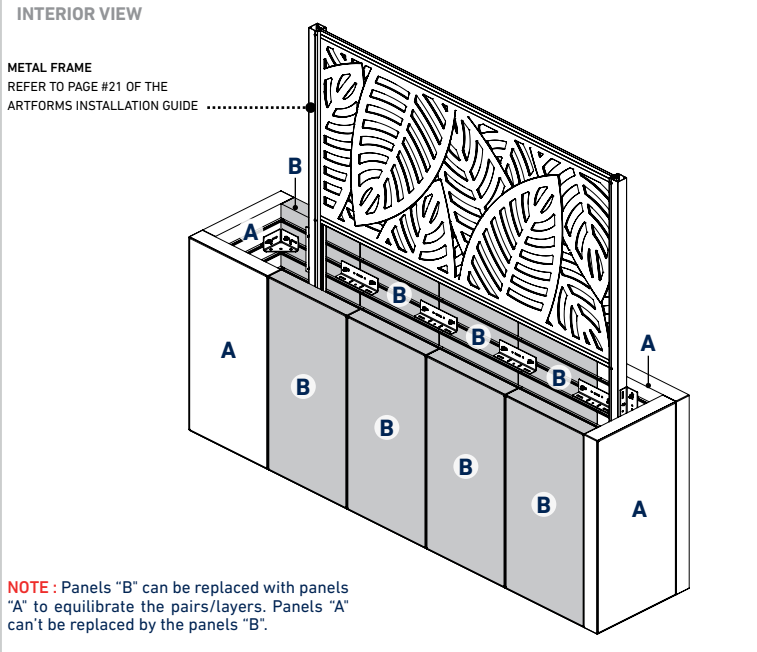
# 8 | Privacy Panel & Planter



**IMPORTANT:** Refer to page 23 of the ARTFORMS INSTALLATION GUIDE about the installation of geotextile in planter box. Contact experts/engineers to validate the base preparation, the drainage, the plants & roots growth/management.

**TOTAL WEIGHT (PANELS & HARDWARE)** **1500 Lbs**

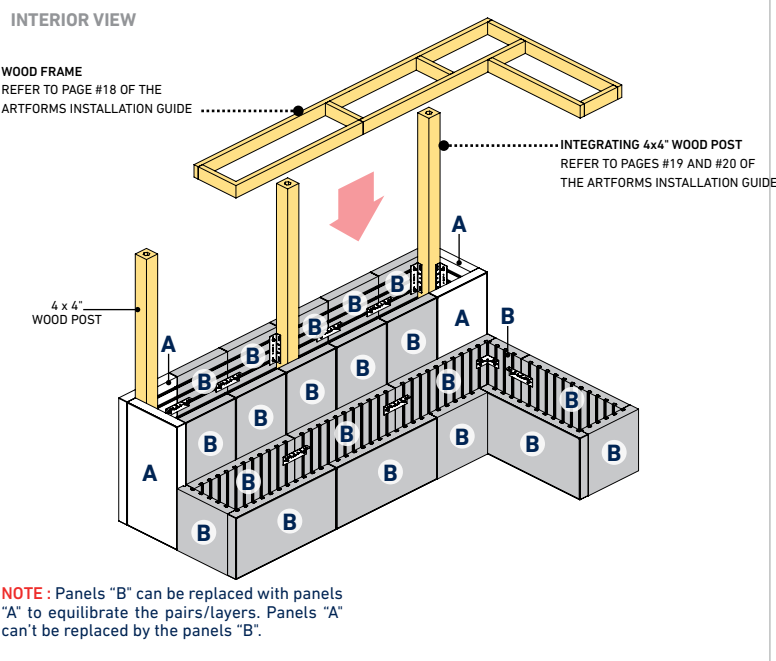
# 9 | Privacy Panel & Vertical Planter



**IMPORTANT:** Refer to page 23 of the ARTFORMS INSTALLATION GUIDE about the installation of geotextile in planter box. Contact experts/engineers to validate the base preparation, the drainage, the plants & roots growth/management.

**TOTAL WEIGHT (PANELS & HARDWARE) 1823 Lbs**

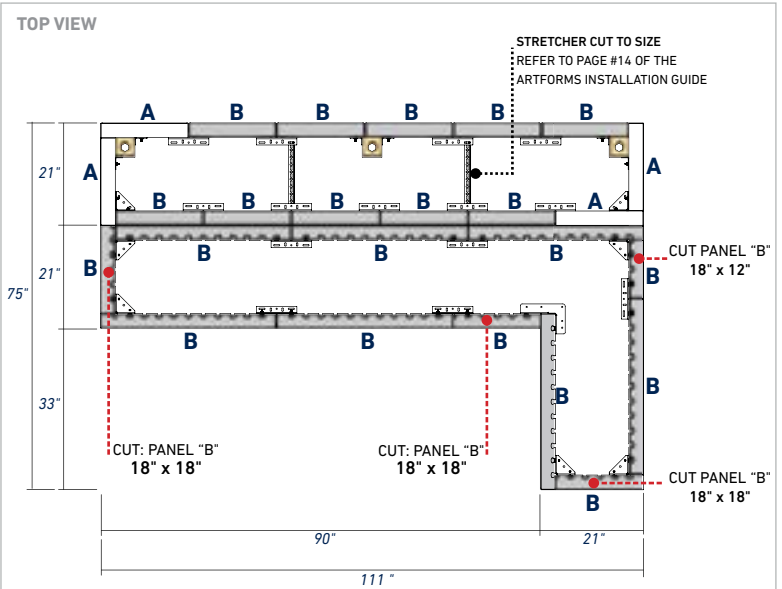
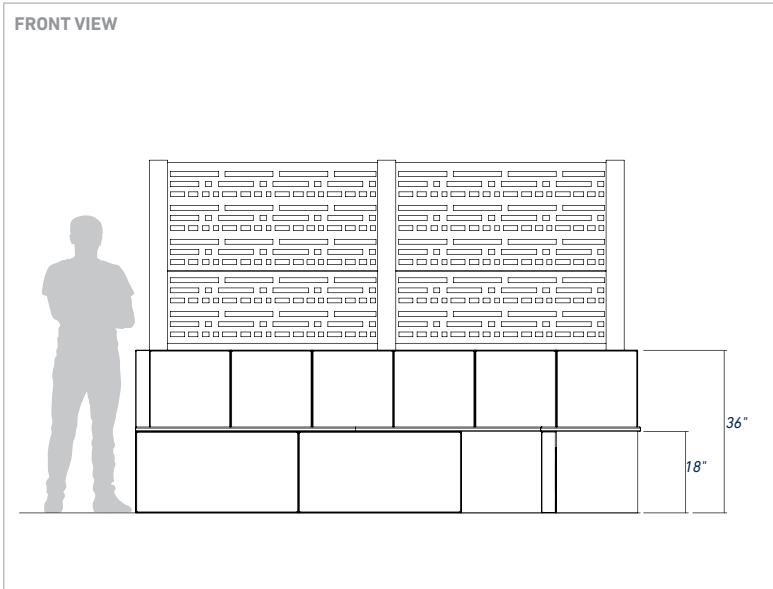
# 10 | L-Shape Bench with Vertical Planter



**REQUIRED PANELS**

CLOSED END		18" x 36" PANEL	<b>4x</b>
		18" x 36" PANEL	<b>20x</b>
CLOSED END		6" x 36" PANEL	<b>0x</b>
		6" x 36" PANEL	<b>0x</b>

**IMPORTANT:** 18 x 36" panels are sold in pair/layer or in full pallet only. 6 x 36" panels are sold per unit or in layer or in full pallet.



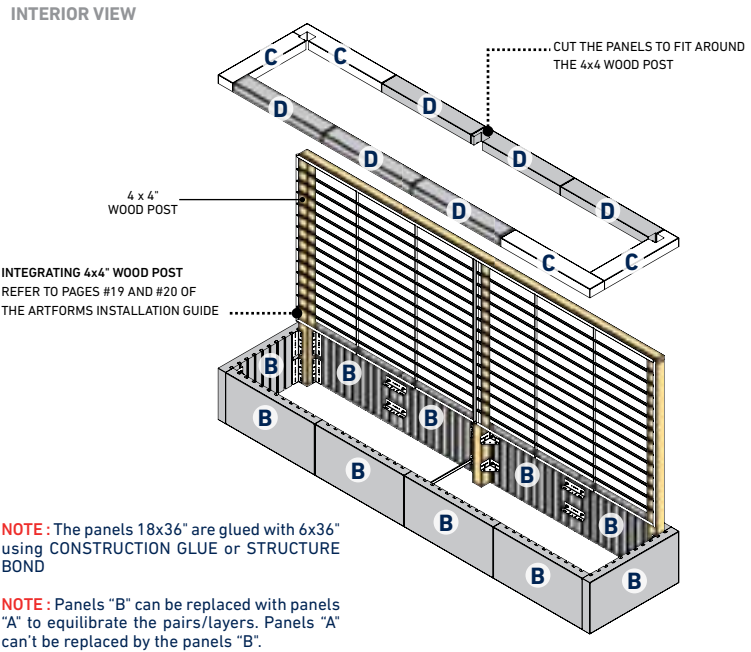
**REQUIRED HARDWARE**

	<b>ANCHOR SLIDE AND NUT</b> <b>116x</b> <i>NOTE:</i> Sold only per box (50 units/box)
	<b>JOINING PLATE</b> <b>40x</b> <i>NOTE:</i> Can be sold per box or per unit (10 units/box)
	<b>OUTER CORNER</b> <b>14x</b> <i>NOTE:</i> Can be sold per box or per unit (10 units/box)
	<b>INNER CORNER</b> <b>2x</b> <i>NOTE:</i> Can be sold per box or per unit (10 units/box)
	<b>STRETCHER</b> <b>1x</b> <i>NOTE:</i> Can be sold per box or per unit (10 units/box)

**IMPORTANT:** Refer to page 23 of the ARTFORMS INSTALLATION GUIDE about the installation of geotextile in planter box. Contact experts/engineers to validate the base preparation, the drainage, the plants & roots growth/management.

**TOTAL WEIGHT (PANELS & HARDWARE)** **3615 Lbs**

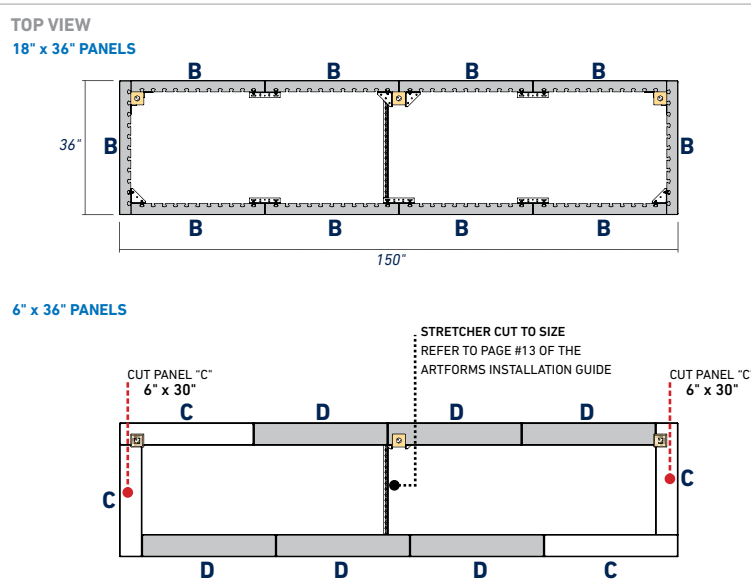
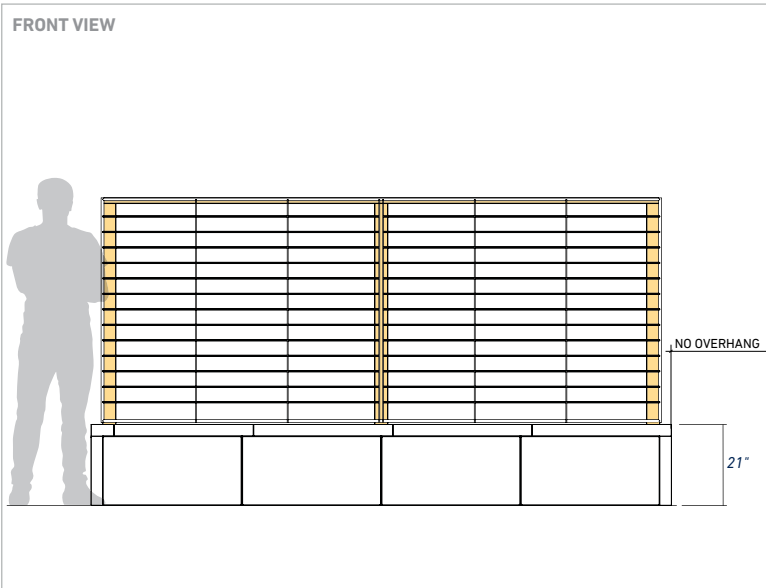
# 11 | Raised Garden



**REQUIRED PANELS**

	18" x 36" PANEL	<b>4x</b>
	18" x 36" PANEL	<b>10x</b>
	6" x 36" PANEL	<b>4x</b>
	6" x 36" PANEL	<b>6x</b>

**IMPORTANT:** 18 x 36" panels are sold in pair/layer or in full pallet only. 6 x 36" panels are sold per unit or in layer or in full pallet.



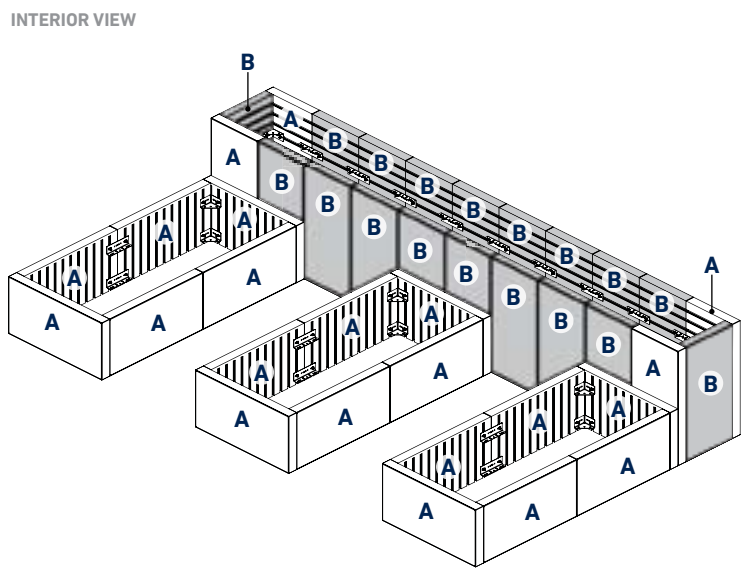
**REQUIRED HARDWARE**

	<b>ANCHOR SLIDE AND NUT</b>	<b>54x</b>
	<b>NOTE:</b> Sold only per box (50 units/box)	
	<b>JOINING PLATE</b>	<b>18x</b>
	<b>NOTE:</b> Can be sold per box or per unit (10 units/box)	
	<b>OUTER CORNER</b>	<b>8x</b>
	<b>NOTE:</b> Can be sold per box or per unit (10 units/box)	
	<b>INNER CORNER</b>	<b>0x</b>
	<b>NOTE:</b> Can be sold per box or per unit (10 units/box)	
	<b>STRETCHER</b>	<b>1x</b>
	<b>NOTE:</b> Can be sold per box or per unit (10 units/box)	

**IMPORTANT:** Refer to page 23 of the ARTFORMS INSTALLATION GUIDE about the installation of geotextile in planter box. Contact experts/engineers to validate the base preparation, the drainage, the plants & roots growth/management.

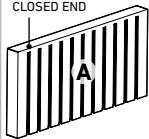

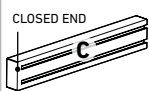
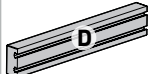
**TOTAL WEIGHT (PANELS & HARDWARE) 1986 Lbs**

# 12 | Multilevel Raised Garden



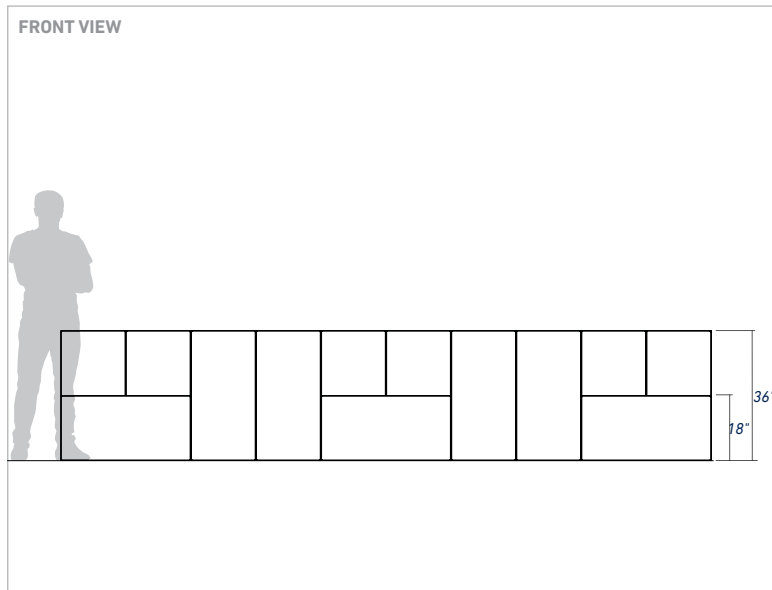
**NOTE :** Panels "B" can be replaced with panels "A" to equilibrate the pairs/layers. Panels "A" can't be replaced by the panels "B".

**REQUIRED PANELS**

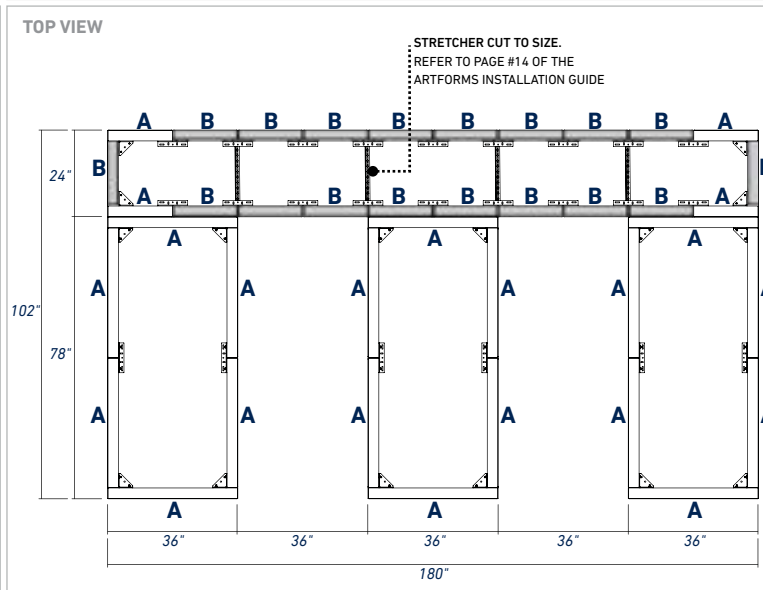
-  **18" x 36" PANEL** **22x**
-  **18" x 36" PANEL** **18x**
-  **6" x 36" PANEL** **0x**
-  **6" x 36" PANEL** **0x**

**IMPORTANT:** 18 x 36" panels are sold in pair/layer or in full pallet only. 6 x 36" panels are sold per unit or in layer or in full pallet.

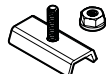
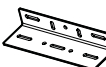



**FRONT VIEW**



**TOP VIEW**



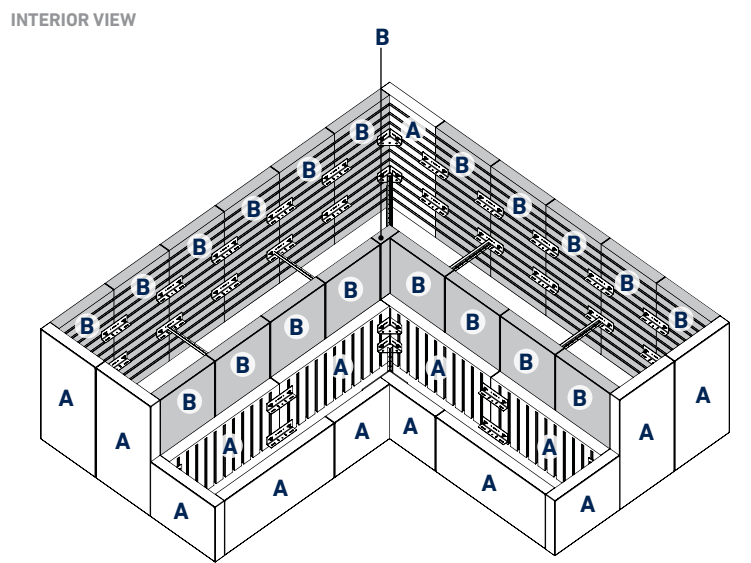
**REQUIRED HARDWARE**

-  **ANCHOR SLIDE AND NUT** **168x**  
**NOTE:** Sold only per box (50 units/box)
-  **JOINING PLATE** **48x**  
**NOTE:** Can be sold per box or per unit (10 units/box)
-  **OUTER CORNER** **32x**  
**NOTE:** Can be sold per box or per unit (10 units/box)
-  **INNER CORNER** **0x**  
**NOTE:** Can be sold per box or per unit (10 units/box)
-  **STRETCHER** **2x**  
**NOTE:** Can be sold per box or per unit (10 units/box)

**IMPORTANT:** Refer to page 23 of the ARTFORMS INSTALLATION GUIDE about the installation of geotextile in planter box. Contact experts/engineers to validate the base preparation, the drainage, the plants & roots growth/management.

**TOTAL WEIGHT (PANELS & HARDWARE)** **6057 Lbs**

# 13 | Corner Multilevel Raised Garden

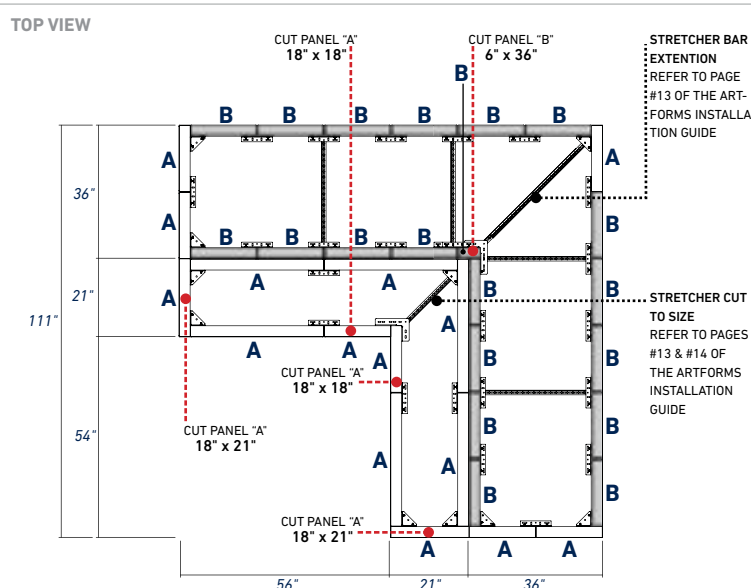
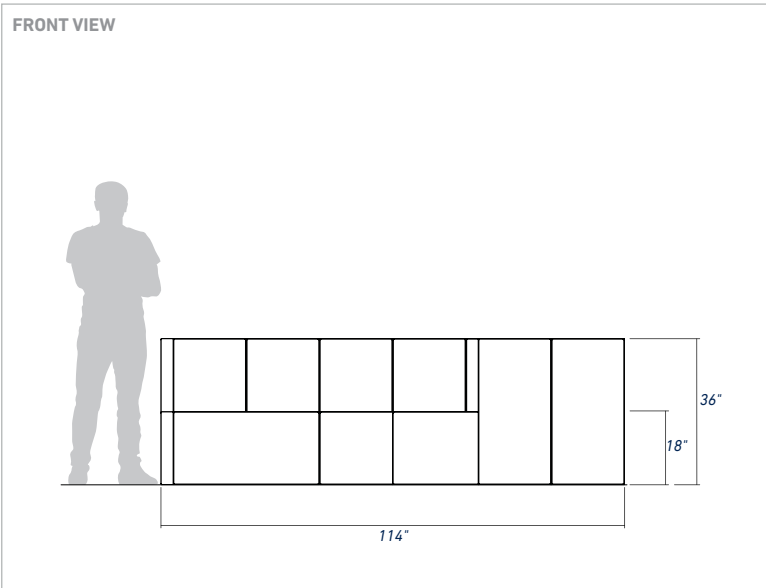


**NOTE :** Panels "B" can be replaced with panels "A" to equilibrate the pairs/layers. Panels "A" can't be replaced by the panels "B".

**REQUIRED PANELS**

- 18" x 36" PANEL **15x**
- 18" x 36" PANEL **20x**
- 6" x 36" PANEL **0x**
- 6" x 36" PANEL **0x**

**IMPORTANT:** 18 x 36" panels are sold in pair/layer or in full pallet only. 6 x 36" panels are sold per unit or in layer or in full pallet.



**REQUIRED HARDWARE**

- ANCHOR SLIDE AND NUT **153x**  
**NOTE:** Sold only per box (50 units/box)
- JOINING PLATE **46x**  
**NOTE:** Can be sold per box or per unit (10 units/box)
- OUTER CORNER **20x**  
**NOTE:** Can be sold per box or per unit (10 units/box)
- INNER CORNER **4x**  
**NOTE:** Can be sold per box or per unit (10 units/box)
- STRETCHER **7x**  
**NOTE:** Can be sold per box or per unit (10 units/box)

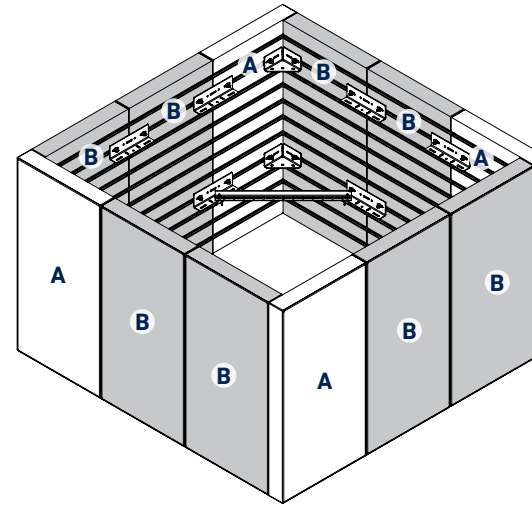
**IMPORTANT:** Refer to page 23 of the ARTFORMS INSTALLATION GUIDE about the installation of geotextile in planter box. Contact experts/engineers to validate the base preparation, the drainage, the plants & roots growth/management.

**TOTAL WEIGHT (PANELS & HARDWARE)** **4938 Lbs**

# 14 | Vertical Tree Box

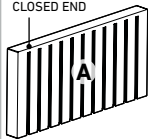

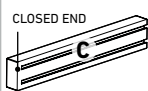
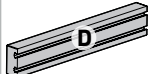


INTERIOR VIEW




**NOTE :** Panels "B" can be replaced with panels "A" to equilibrate the pairs/layers. Panels "A" can't be replaced by the panels "B".

**REQUIRED PANELS**

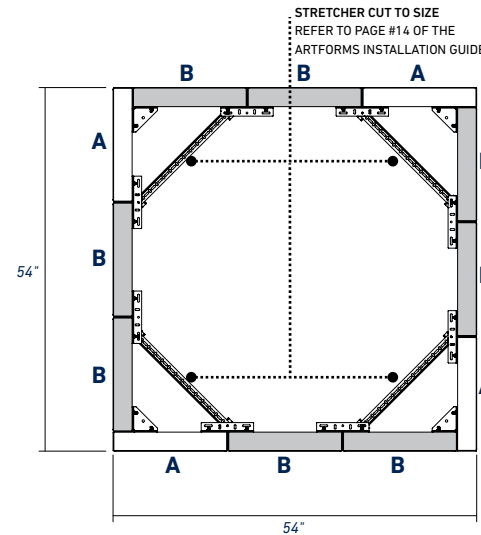
-  **18" x 36" PANEL** **4x**
-  **18" x 36" PANEL** **8x**
-  **6" x 36" PANEL** **0x**
-  **6" x 36" PANEL** **0x**

**IMPORTANT:** 18 x 36" panels are sold in pair/layer or in full pallet only. 6 x 36" panels are sold per unit or in layer or in full pallet.

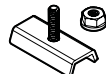
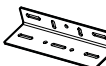



FRONT VIEW



TOP VIEW



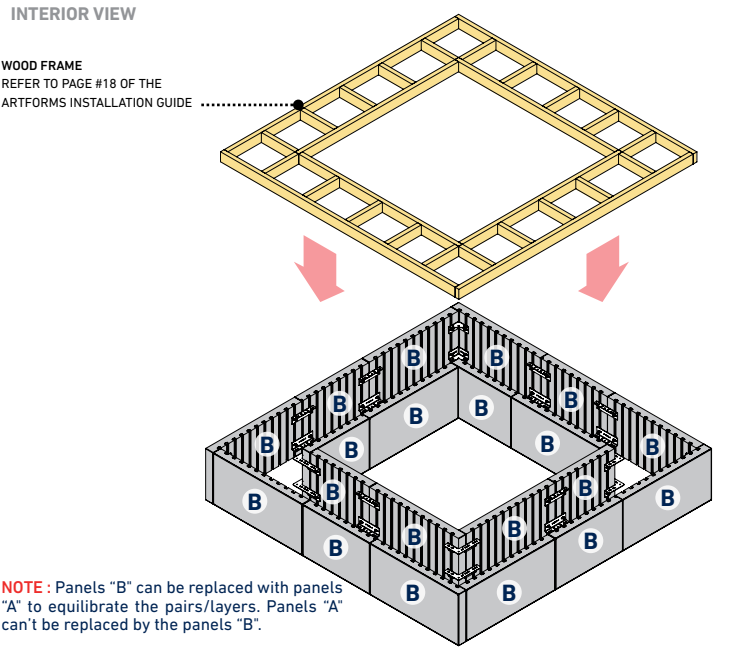
**REQUIRED HARDWARE**

-  **ANCHOR SLIDE AND NUT** **56x**  
**NOTE:** Sold only per box (50 units/box)
-  **JOINING PLATE** **16x**  
**NOTE:** Can be sold per box or per unit (10 units/box)
-  **OUTER CORNER** **8x**  
**NOTE:** Can be sold per box or per unit (10 units/box)
-  **INNER CORNER** **0x**  
**NOTE:** Can be sold per box or per unit (10 units/box)
-  **STRETCHER** **4x**  
**NOTE:** Can be sold per box or per unit (10 units/box)

**IMPORTANT:** Refer to page 23 of the ARTFORMS INSTALLATION GUIDE about the installation of geotextile in planter box. Contact experts/engineers to validate the base preparation, the drainage, the plants & roots growth/management.

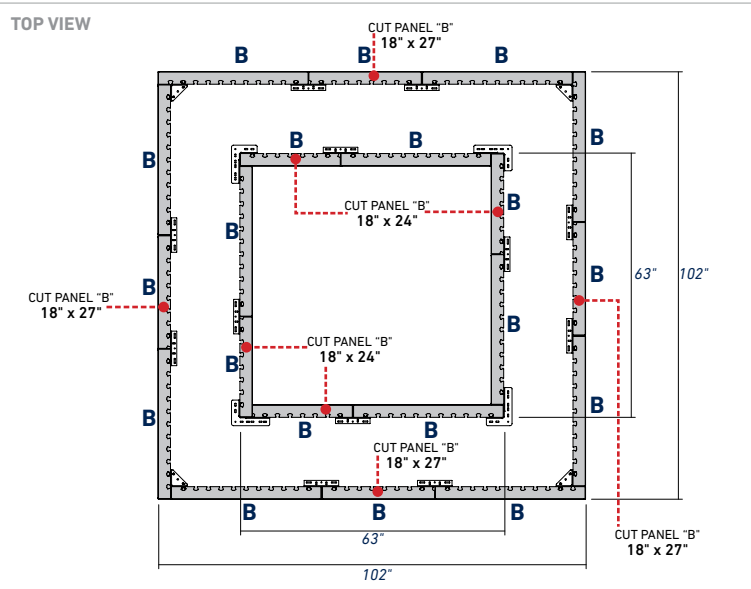
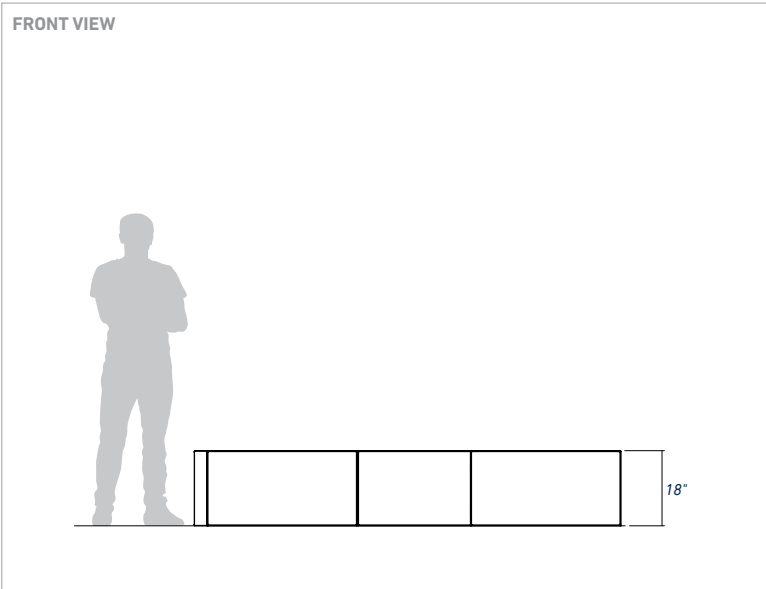
**TOTAL WEIGHT (PANELS & HARDWARE)** **1822 Lbs**

# 15 | Tree Box & Bench



- REQUIRED PANELS**
- 18" x 36" PANEL** **0x**
  - 18" x 36" PANEL** **20x**
  - 6" x 36" PANEL** **0x**
  - 6" x 36" PANEL** **0x**

**IMPORTANT:** 18 x 36" panels are sold in pair/layer or in full pallet only. 6 x 36" panels are sold per unit or in layer or in full pallet.

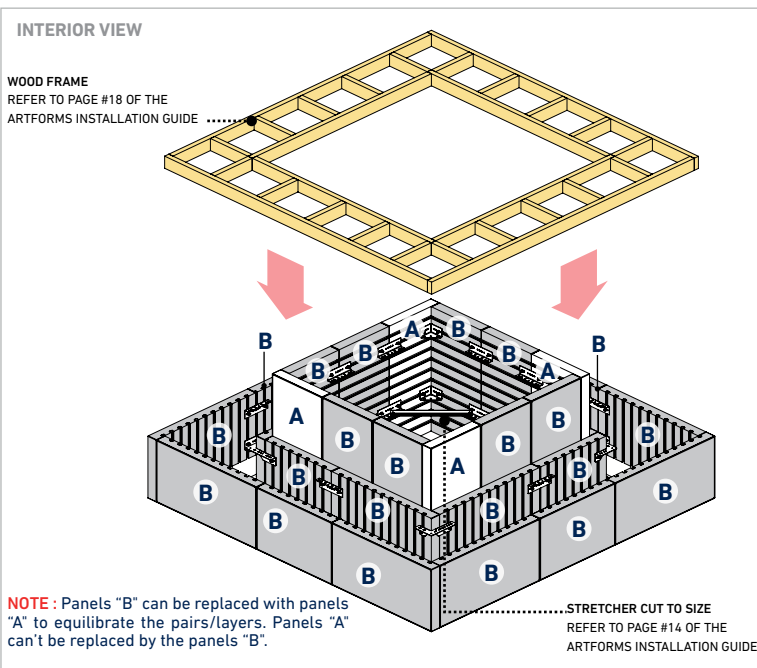


- REQUIRED HARDWARE**
- ANCHOR SLIDE AND NUT** **80x**  
**NOTE:** Sold only per box (50 units/box)
  - JOINING PLATE** **24x**  
**NOTE:** Can be sold per box or per unit (10 units/box)
  - OUTER CORNER** **8x**  
**NOTE:** Can be sold per box or per unit (10 units/box)
  - INNER CORNER** **8x**  
**NOTE:** Can be sold per box or per unit (10 units/box)
  - STRETCHER** **0x**  
**NOTE:** Can be sold per box or per unit (10 units/box)

**IMPORTANT:** Refer to page 23 of the ARTFORMS INSTALLATION GUIDE about the installation of geotextile in planter box. Contact experts/engineers to validate the base preparation, the drainage, the plants & roots growth/management.

**TOTAL WEIGHT (PANELS & HARDWARE)** **2677 Lbs**

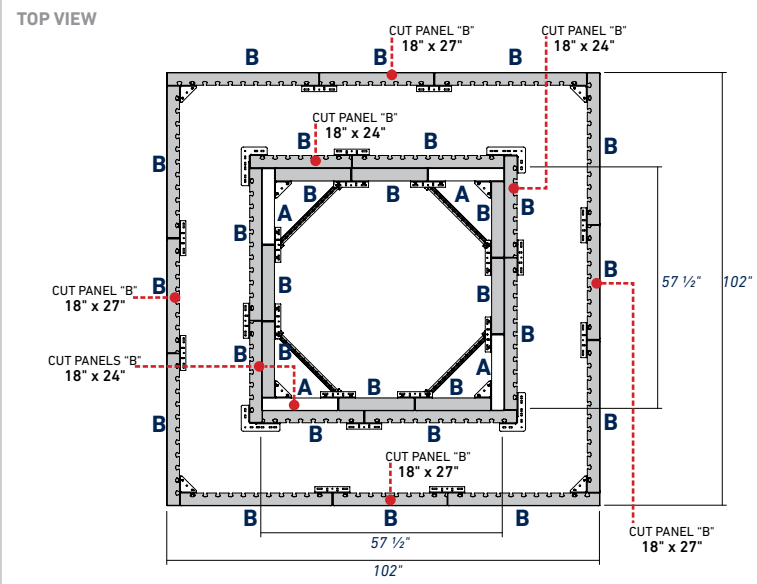
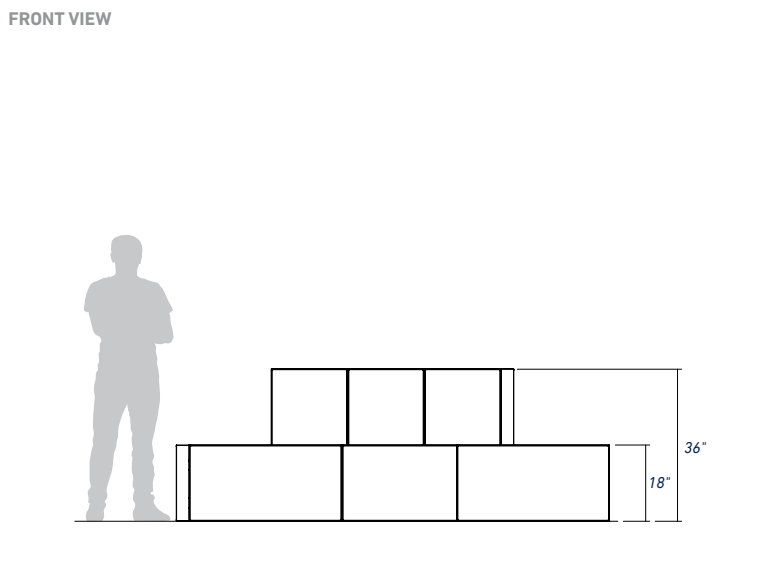
# 16 | Multilevel Tree Box & Bench



**REQUIRED PANELS**

	18" x 36" PANEL	<b>4x</b>
	18" x 36" PANEL	<b>28x</b>
	6" x 36" PANEL	<b>0x</b>
	6" x 36" PANEL	<b>0x</b>

**IMPORTANT:** 18 x 36" panels are sold in pair/layer or in full pallet only. 6 x 36" panels are sold per unit or in layer or in full pallet.



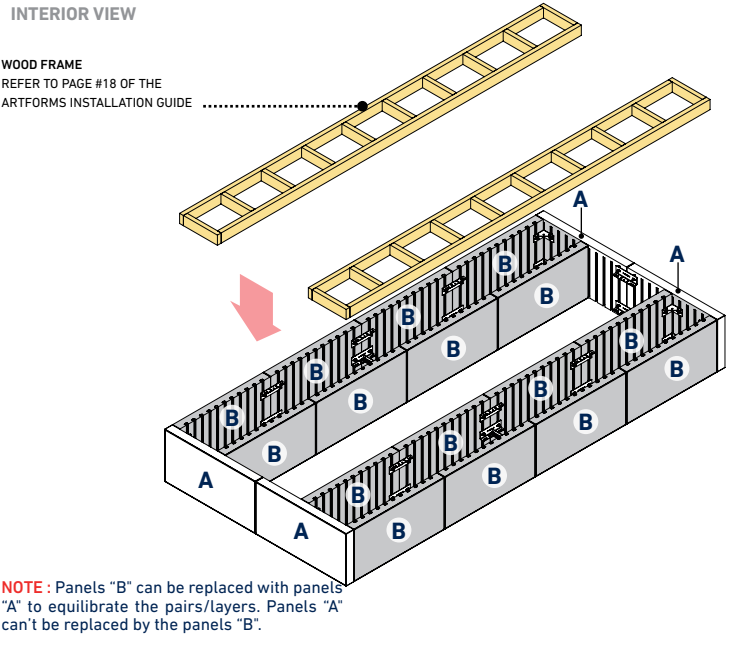
**REQUIRED HARDWARE**

	<b>ANCHOR SLIDE AND NUT</b>	<b>136x</b>
	<b>NOTE:</b> Sold only per box (50 units/box)	
	<b>JOINING PLATE</b>	<b>40x</b>
	<b>NOTE:</b> Can be sold per box or per unit (10 units/box)	
	<b>OUTER CORNER</b>	<b>16x</b>
	<b>NOTE:</b> Can be sold per box or per unit (10 units/box)	
	<b>INNER CORNER</b>	<b>8x</b>
	<b>NOTE:</b> Can be sold per box or per unit (10 units/box)	
	<b>STRETCHER</b>	<b>4x</b>
	<b>NOTE:</b> Can be sold per box or per unit (10 units/box)	

**IMPORTANT:** Refer to page 23 of the ARTFORMS INSTALLATION GUIDE about the installation of geotextile in planter box. Contact experts/engineers to validate the base preparation, the drainage, the plants & roots growth/management.

**TOTAL WEIGHT (PANELS & HARDWARE)** **4499 Lbs**

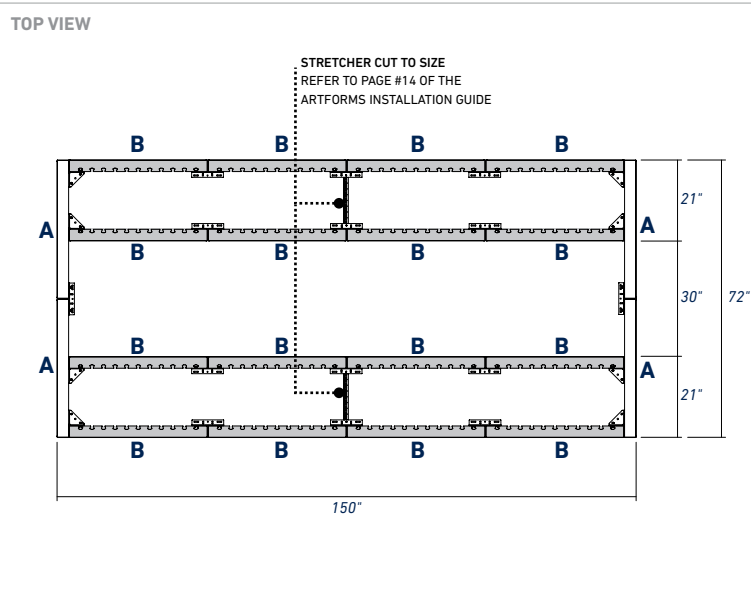
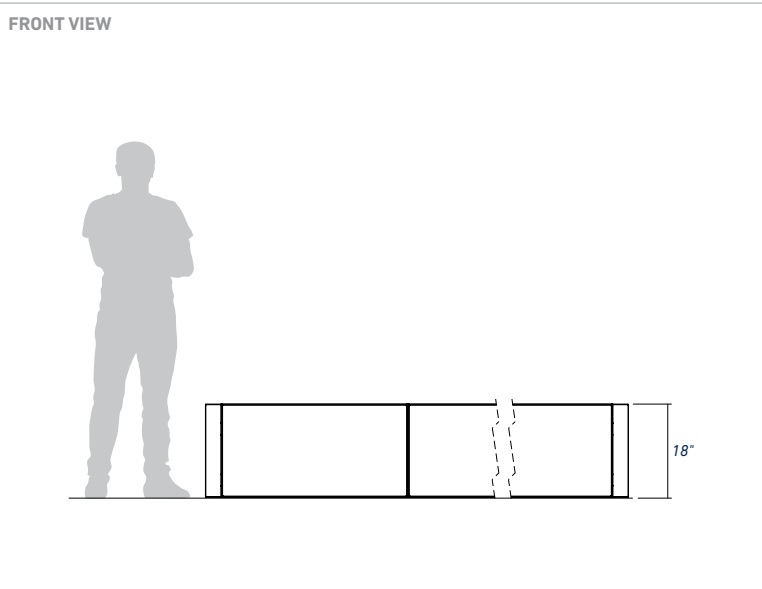
# 17 | Large Planter & Side Benches



**REQUIRED PANELS**

	18" x 36" PANEL	<b>4x</b>
	18" x 36" PANEL	<b>16x</b>
	6" x 36" PANEL	<b>0x</b>
	6" x 36" PANEL	<b>0x</b>

**IMPORTANT:** 18 x 36" panels are sold in pair/layer or in full pallet only. 6 x 36" panels are sold per unit or in layer or in full pallet.



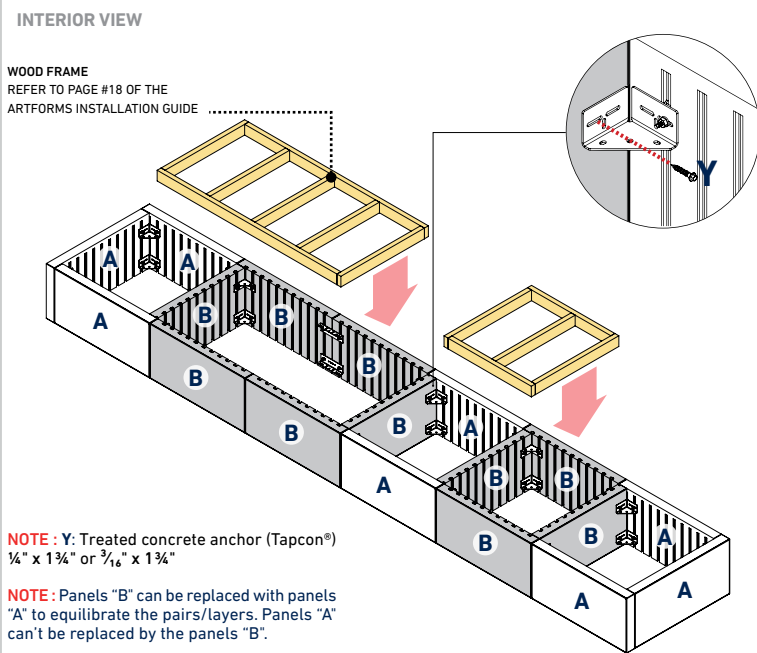
**REQUIRED HARDWARE**

	<b>ANCHOR SLIDE AND NUT</b> <b>NOTE:</b> Sold only per box (50 units/box)	<b>90x</b>
	<b>JOINING PLATE</b> <b>NOTE:</b> Can be sold per box or per unit (10 units/box)	<b>28x</b>
	<b>OUTER CORNER</b> <b>NOTE:</b> Can be sold per box or per unit (10 units/box)	<b>16x</b>
	<b>INNER CORNER</b> <b>NOTE:</b> Can be sold per box or per unit (10 units/box)	<b>0x</b>
	<b>STRETCHER</b> <b>NOTE:</b> Can be sold per box or per unit (10 units/box)	<b>1x</b>

**IMPORTANT:** Refer to page 23 of the ARTFORMS INSTALLATION GUIDE about the installation of geotextile in planter box. Contact experts/engineers to validate the base preparation, the drainage, the plants & roots growth/management.

**TOTAL WEIGHT (PANELS & HARDWARE)** **3031 Lbs**

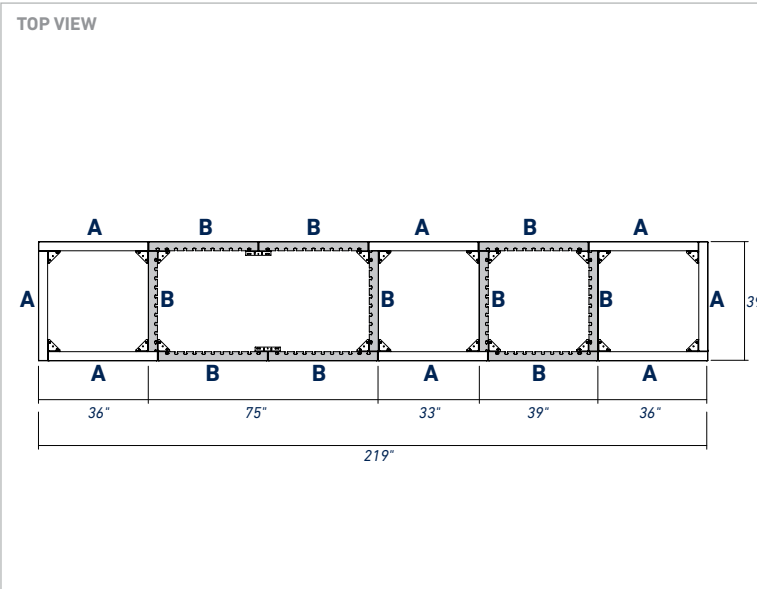
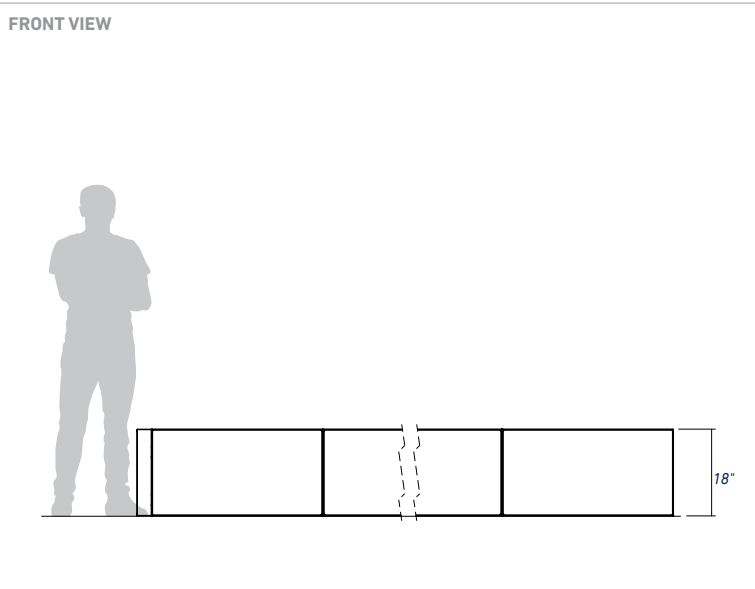
# 18 | Large Bench & Planter



**REQUIRED PANELS**

	18" x 36" PANEL	<b>8x</b>
	18" x 36" PANEL	<b>10x</b>
	6" x 36" PANEL	<b>0x</b>
	6" x 36" PANEL	<b>0x</b>

**IMPORTANT:** 18 x 36" panels are sold in pair/layer or in full pallet only. 6 x 36" panels are sold per unit or in layer or in full pallet.



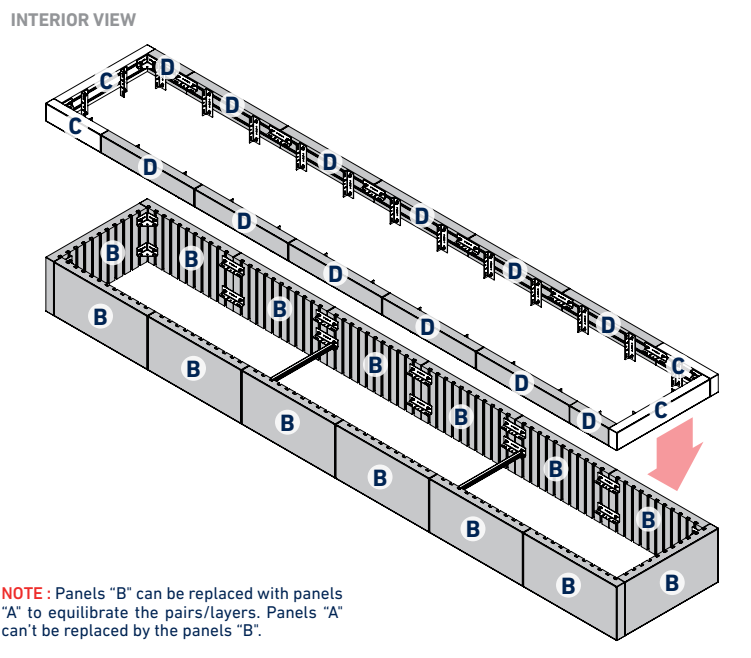
**REQUIRED HARDWARE**

	<b>ANCHOR SLIDE AND NUT</b> <b>NOTE:</b> Sold only per box (50 units/box)	<b>88x</b>
	<b>JOINING PLATE</b> <b>NOTE:</b> Can be sold per box or per unit (10 units/box)	<b>4x</b>
	<b>OUTER CORNER</b> <b>NOTE:</b> Can be sold per box or per unit (10 units/box)	<b>40x</b>
	<b>INNER CORNER</b> <b>NOTE:</b> Can be sold per box or per unit (10 units/box)	<b>0x</b>
	<b>STRETCHER</b> <b>NOTE:</b> Can be sold per box or per unit (10 units/box)	<b>0x</b>

**IMPORTANT:** Refer to page 23 of the ARTFORMS INSTALLATION GUIDE about the installation of geotextile in planter box. Contact experts/engineers to validate the base preparation, the drainage, the plants & roots growth/management.

**TOTAL WEIGHT (PANELS & HARDWARE)** **2681 Lbs**

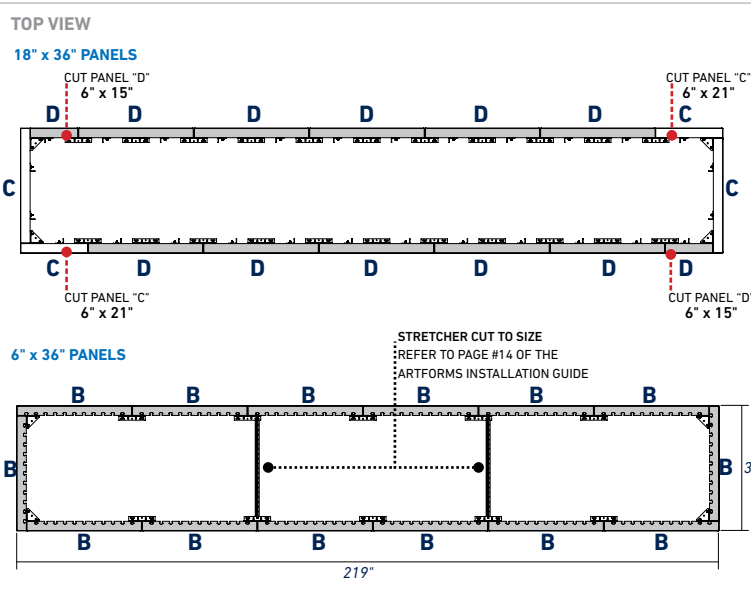
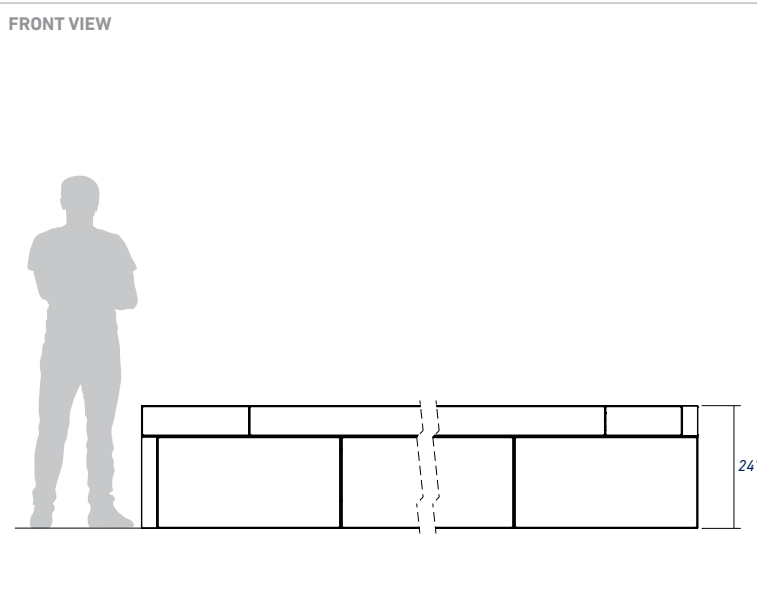
# 20 | Large Planter



**REQUIRED PANELS**

	18" x 36" PANEL	<b>0x</b>
	18" x 36" PANEL	<b>14x</b>
	6" x 36" PANEL	<b>4x</b>
	6" x 36" PANEL	<b>11x</b>

**IMPORTANT:** 18 x 36" panels are sold in pair/layer or in full pallet only. 6 x 36" panels are sold per unit or in layer or in full pallet.



**REQUIRED HARDWARE**

	<b>ANCHOR SLIDE AND NUT</b>	<b>148x</b>
	<b>NOTE:</b> Sold only per box (50 units/box)	
	<b>JOINING PLATE</b>	<b>60x</b>
	<b>NOTE:</b> Can be sold per box or per unit (10 units/box)	
	<b>OUTER CORNER</b>	<b>12x</b>
	<b>NOTE:</b> Can be sold per box or per unit (10 units/box)	
	<b>INNER CORNER</b>	<b>0x</b>
	<b>NOTE:</b> Can be sold per box or per unit (10 units/box)	
	<b>STRETCHER</b>	<b>2x</b>
	<b>NOTE:</b> Can be sold per box or per unit (10 units/box)	

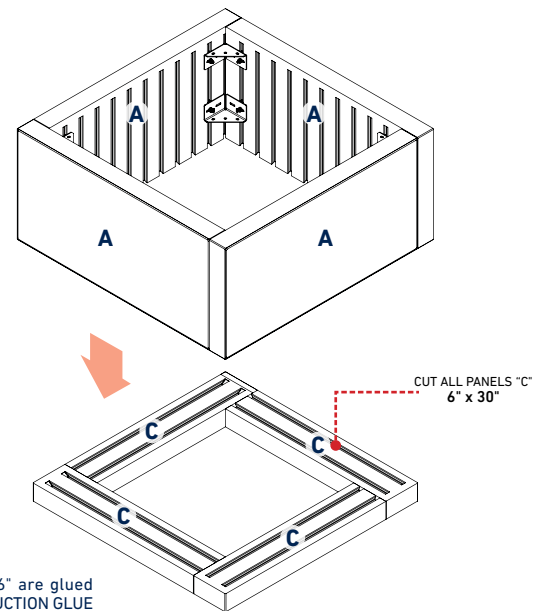
**IMPORTANT:** Refer to page 23 of the ARTFORMS INSTALLATION GUIDE about the installation of geotextile in planter box. Contact experts/engineers to validate the base preparation, the drainage, the plants & roots growth/management.

**TOTAL WEIGHT (PANELS & HARDWARE)** **2866 Lbs**

# 20 | Recessed Wood Fire Pit



INTERIOR VIEW



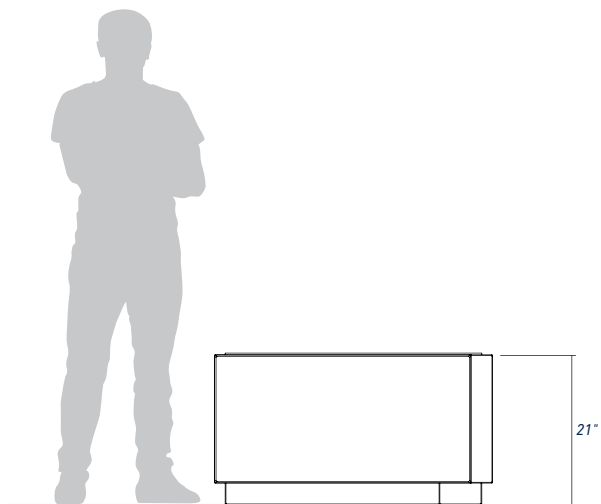
**NOTE :** The panels 18x36" are glued with 6x36" using CONSTRUCTION GLUE or STRUCTURE BOND

**REQUIRED PANELS**

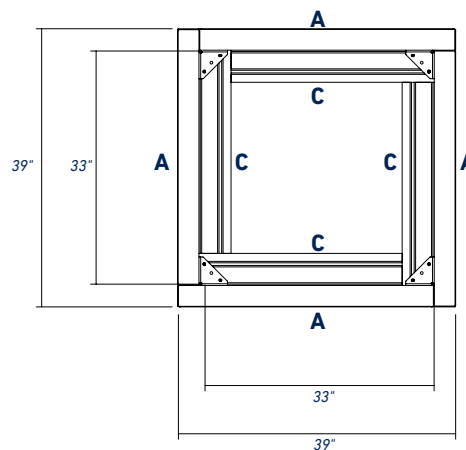
- 4x**
- 0x**
- 4x**
- 0x**

**IMPORTANT:** 18 x 36" panels are sold in pair/layer or in full pallet only. 6 x 36" panels are sold per unit or in layer or in full pallet.

FRONT VIEW



TOP VIEW



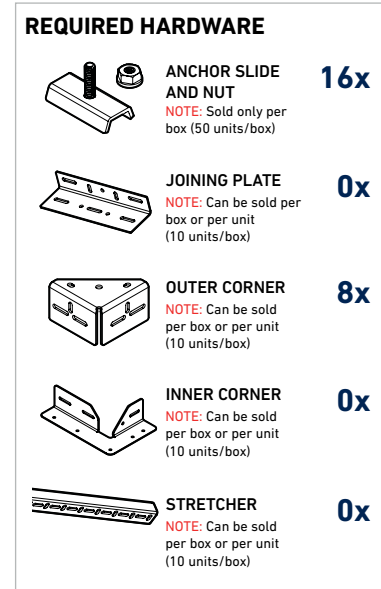
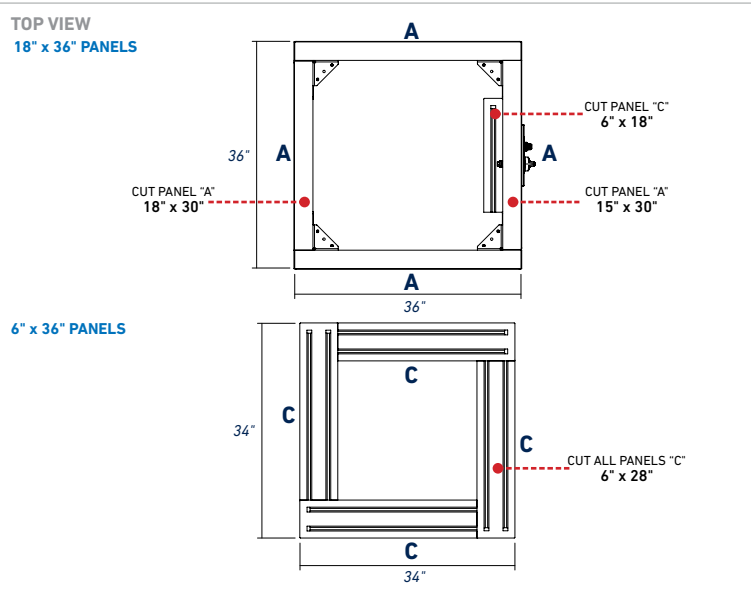
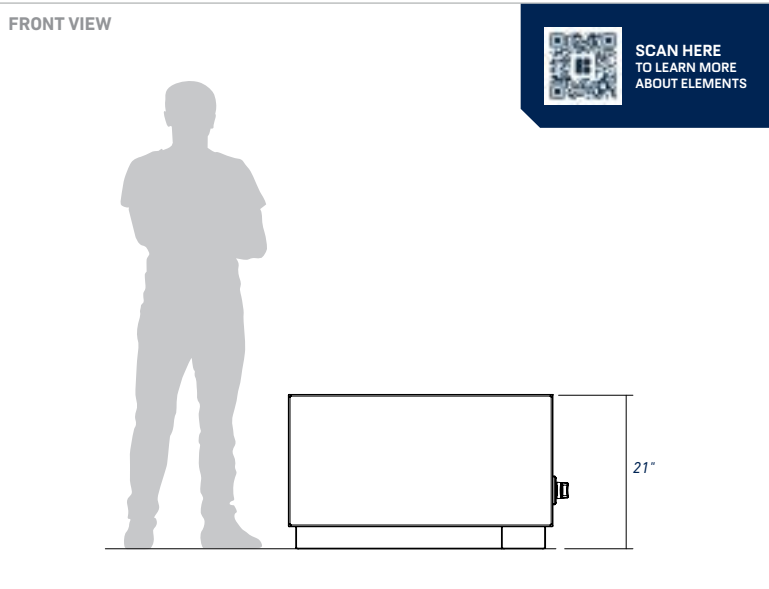
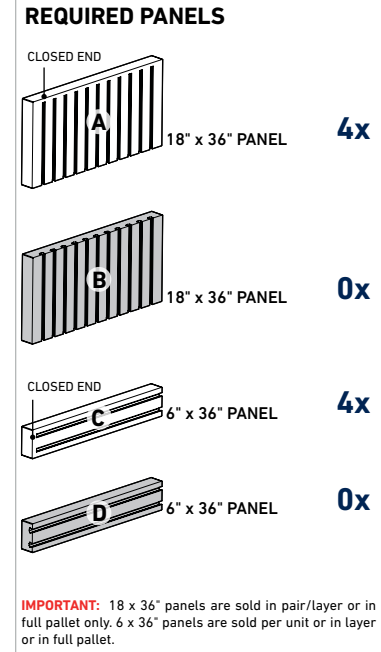
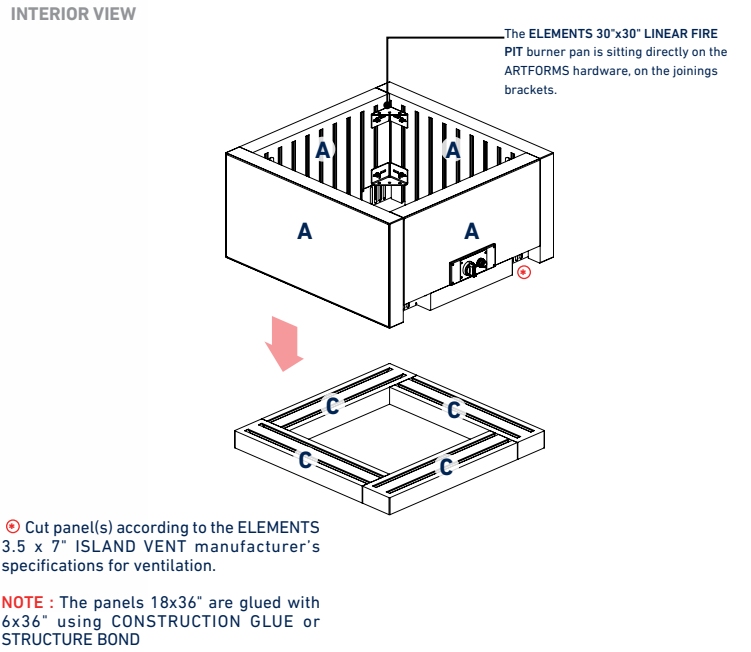
**REQUIRED HARDWARE**

- 16x**  
**NOTE:** Sold only per box (50 units/box)
- 0x**  
**NOTE:** Can be sold per box or per unit (10 units/box)
- 8x**  
**NOTE:** Can be sold per box or per unit (10 units/box)
- 0x**  
**NOTE:** Can be sold per box or per unit (10 units/box)
- 0x**  
**NOTE:** Can be sold per box or per unit (10 units/box)

**IMPORTANT:** It is recommended to follow the burner manufacturer's specifications for ventilation. Belgard is not responsible for the conformity of connections, clearances and ventilation. Metal liner plate and accessories are not included.

**TOTAL WEIGHT (PANELS & HARDWARE) 772 Lbs**

# 21 | Recessed Gas Fire Pit



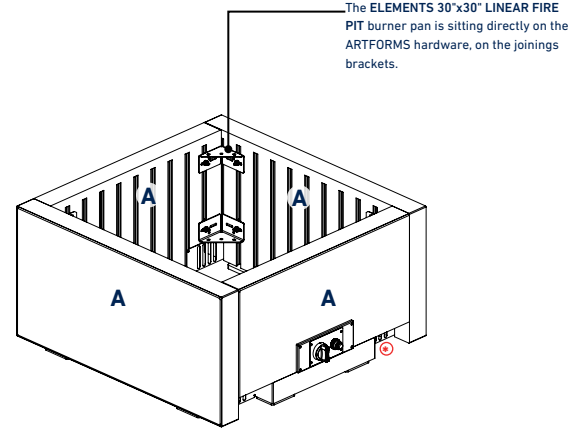
**IMPORTANT:** It is recommended to follow the burner manufacturer's specifications for ventilation. Belgard is not responsible for the conformity of connections, clearances and ventilation. Burner pan and accessories are not included. PROPOSED MODEL: Linzel SQUARE Burner 30" PLATE KIT

**TOTAL WEIGHT (PANELS & HARDWARE)** **683 Lbs**

# 22 | Gas Fire Pit



### INTERIOR VIEW



- Ⓢ Cut panel(s) according to the ELEMENTS 3.5 x 7" ISLAND VENT manufacturer's specifications for ventilation.
- Ⓢ Add 1/2" thick PLASTIC SHIMS for ventilation

### REQUIRED PANELS

- CLOSED END**  
**18" x 36" PANEL**     **4x**
- CLOSED END**  
**18" x 36" PANEL**     **0x**
- CLOSED END**  
**6" x 36" PANEL**     **0x**
- CLOSED END**  
**6" x 36" PANEL**     **0x**

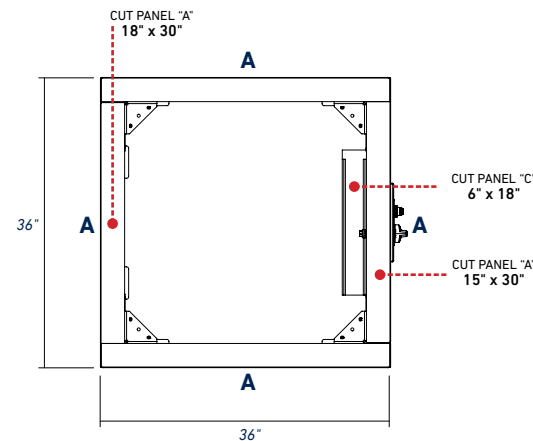
**IMPORTANT:** 18 x 36" panels are sold in pair/layer or in full pallet only. 6 x 36" panels are sold per unit or in layer or in full pallet.

### FRONT VIEW



SCAN HERE TO LEARN MORE ABOUT ELEMENTS

### TOP VIEW



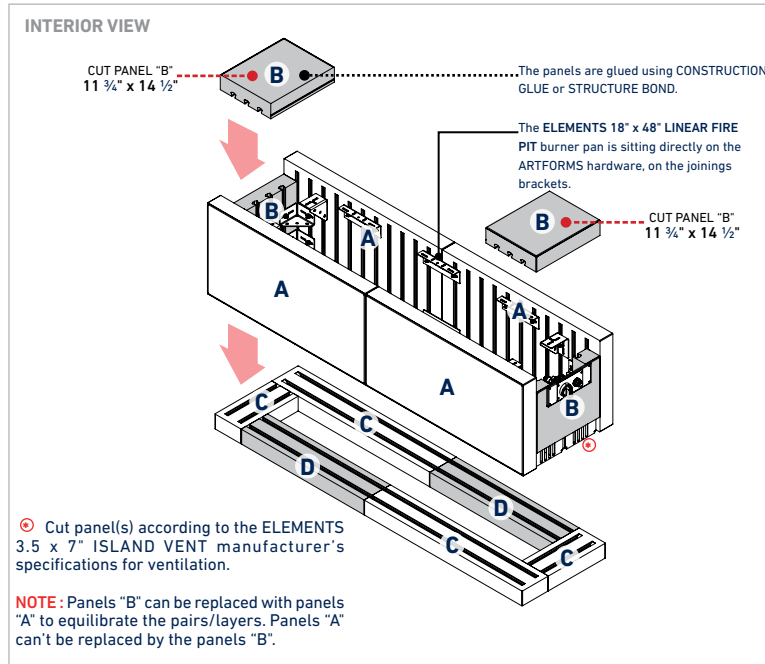
### REQUIRED HARDWARE

- ANCHOR SLIDE AND NUT**     **16x**  
NOTE: Sold only per box (50 units/box)
- JOINING PLATE**     **0x**  
NOTE: Can be sold per box or per unit (10 units/box)
- OUTER CORNER**     **8x**  
NOTE: Can be sold per box or per unit (10 units/box)
- INNER CORNER**     **0x**  
NOTE: Can be sold per box or per unit (10 units/box)
- STRETCHER**     **0x**  
NOTE: Can be sold per box or per unit (10 units/box)

**IMPORTANT:** It is recommended to follow the firekit manufacturer's specifications for ventilation. Belgard is not responsible for the conformity of connections, clearances and ventilation. Burner pan and accessories are not included. PROPOSED MODEL: Linzel SQUARE Burner 30" PLATE KIT

**TOTAL WEIGHT (PANELS & HARDWARE)**     **535 Lbs**

# 23 | Recessed Rectangular Gas Fire Pit



**REQUIRED PANELS**

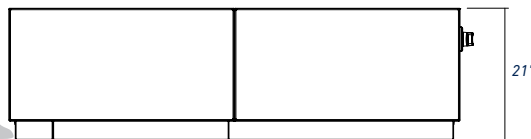
- CLOSED END  
 18" x 36" PANEL **4x**
- 18" x 36" PANEL **3x**
- CLOSED END  
 6" x 36" PANEL **4x**
- 6" x 36" PANEL **2x**

**IMPORTANT:** 18 x 36" panels are sold in pair/layer or in full pallet only. 6 x 36" panels are sold per unit or in layer or in full pallet.

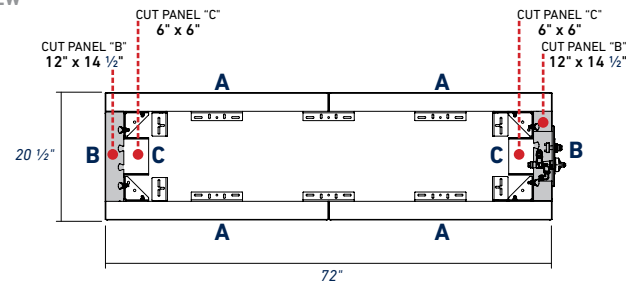
**FRONT VIEW**



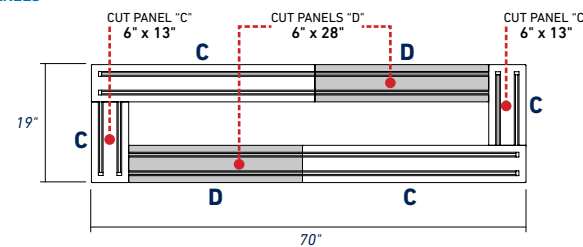
SCAN HERE TO LEARN MORE ABOUT ELEMENTS



**TOP VIEW**



**BOTTOM PANELS**



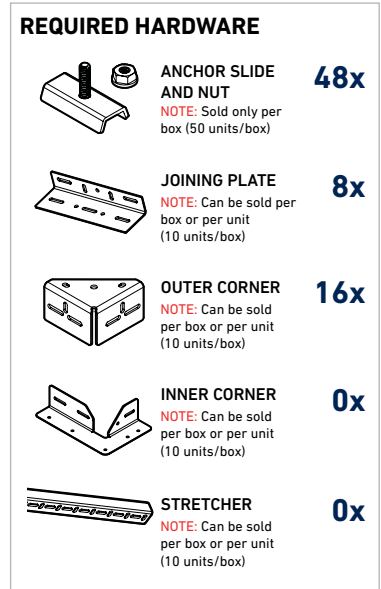
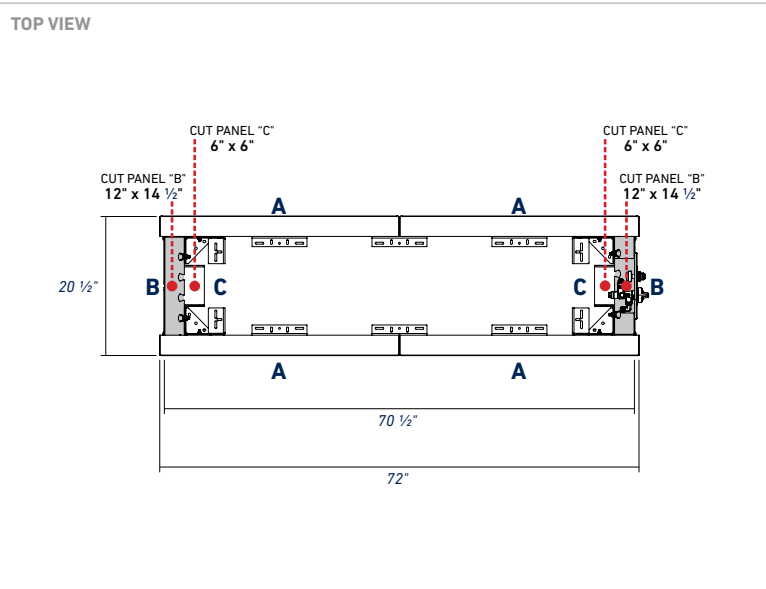
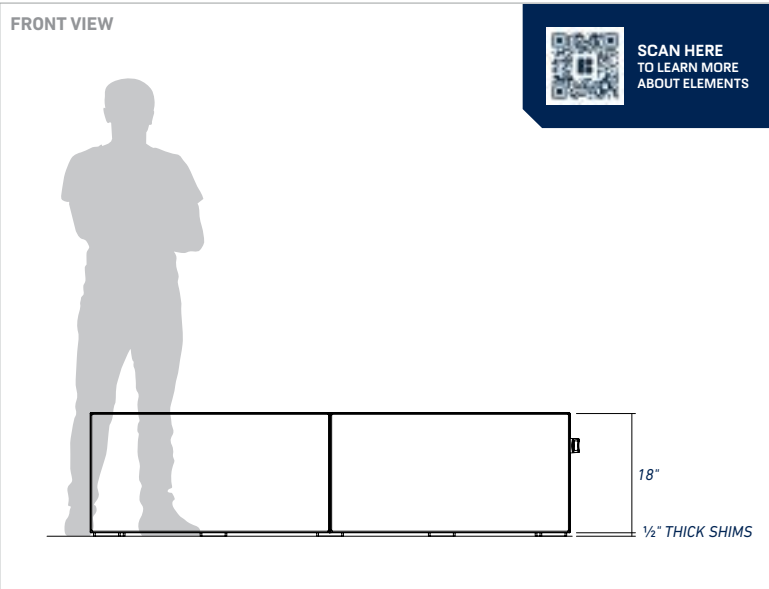
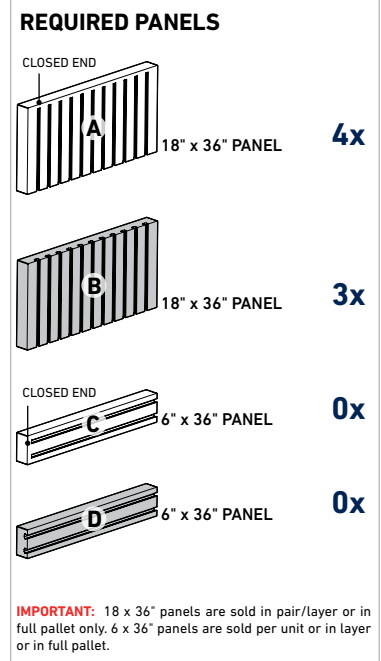
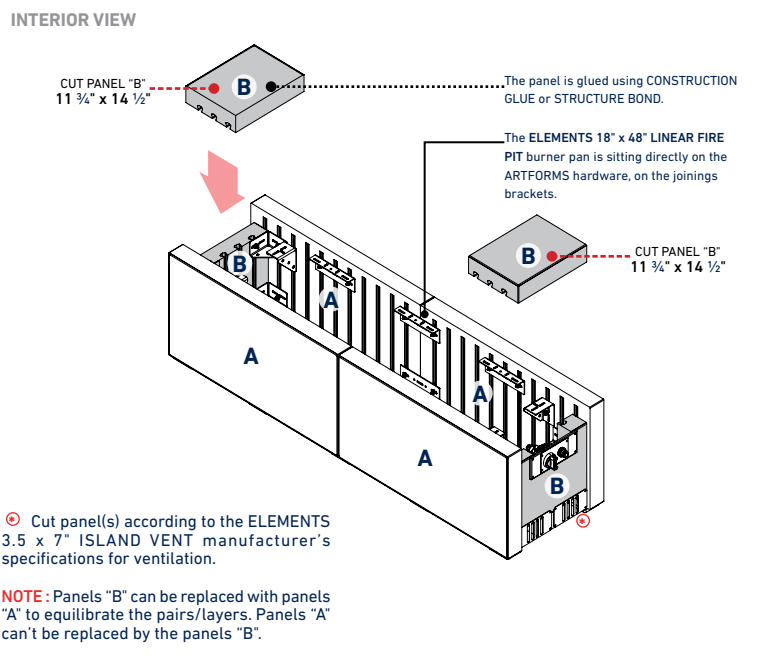
**REQUIRED HARDWARE**

- ANCHOR SLIDE AND NUT** **48x**  
**NOTE:** Sold only per box (50 units/box)
- JOINING PLATE** **8x**  
**NOTE:** Can be sold per box or per unit (10 units/box)
- OUTER CORNER** **16x**  
**NOTE:** Can be sold per box or per unit (10 units/box)
- INNER CORNER** **0x**  
**NOTE:** Can be sold per box or per unit (10 units/box)
- STRETCHER** **0x**  
**NOTE:** Can be sold per box or per unit (10 units/box)

**IMPORTANT:** It is recommended to follow the firekit manufacturer's specifications for ventilation. Belgard is not responsible for the conformity of connections, clearances and ventilation. Burner pan and accessories are not included. PROPOSED MODEL : Linzel H-STYLE Burner 46" x 17" PLATE KIT

**TOTAL WEIGHT (PANELS & HARDWARE)** **1266 Lbs**

# 24 | Rectangular Gas Fire Pit



**IMPORTANT:** It is recommended to follow the firekit manufacturer's specifications for ventilation. Belgard is not responsible for the conformity of connections, clearances and ventilation. Burner plate and accessories are not included. PROPOSED MODEL : Linzel H-STYLE Burner 46" x 15" PLATE KIT

**TOTAL WEIGHT (PANELS & HARDWARE)** **766 Lbs**

# 25 | High Top Gas Fire Pit

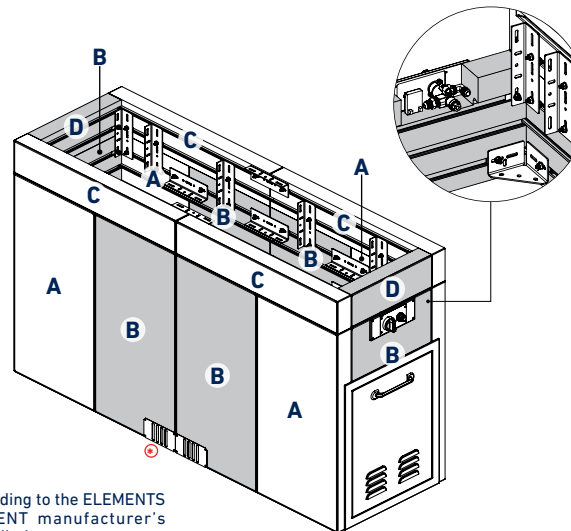
Gas Option



Propane Option



### INTERIOR VIEW



Ⓢ Cut panel(s) according to the ELEMENTS 3.5 x 7" ISLAND VENT manufacturer's specifications for ventilation.

**NOTE:** Panels "B" can be replaced with panels "A" to equilibrate the pairs/layers. Panels "A" can't be replaced by the panels "B".

### REQUIRED PANELS

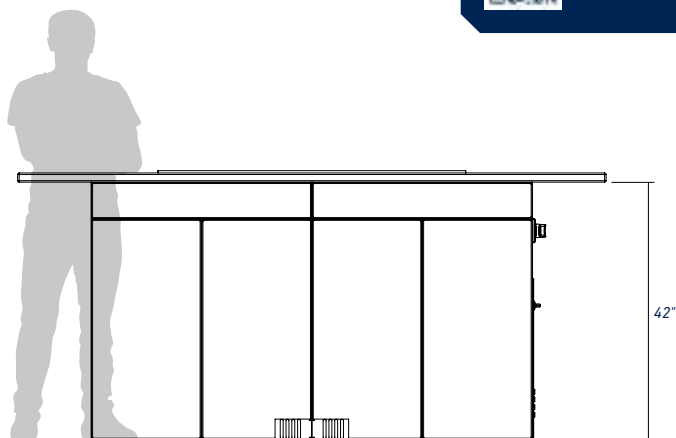
- 18" x 36" PANEL **4x**
- 18" x 36" PANEL **6x**
- 6" x 36" PANEL **4x**
- 6" x 36" PANEL **2x**

**IMPORTANT:** 18 x 36" panels are sold in pair/layer or in full pallet only. 6 x 36" panels are sold per unit or in layer or in full pallet.

### FRONT VIEW

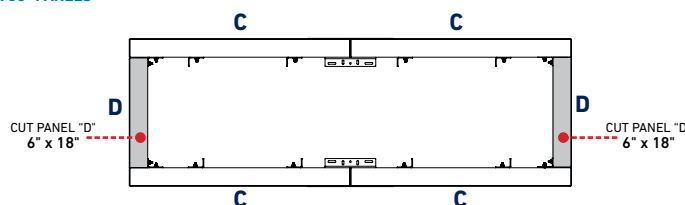


SCAN HERE TO LEARN MORE ABOUT ELEMENTS

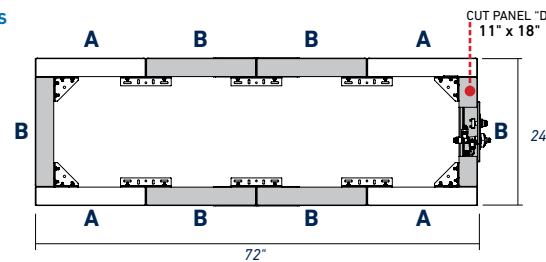


### TOP VIEW

#### 6" x 36" PANELS



#### 18" x 36" PANELS



### REQUIRED HARDWARE

- ANCHOR SLIDE AND NUT **68x**  
**NOTE:** Sold only per box (50 units/box)
- JOINING PLATE **26x**  
**NOTE:** Can be sold per box or per unit (10 units/box)
- OUTER CORNER **4x**  
**NOTE:** Can be sold per box or per unit (10 units/box)
- INNER CORNER **0x**  
**NOTE:** Can be sold per box or per unit (10 units/box)
- STRETCHER **0x**  
**NOTE:** Can be sold per box or per unit (10 units/box)

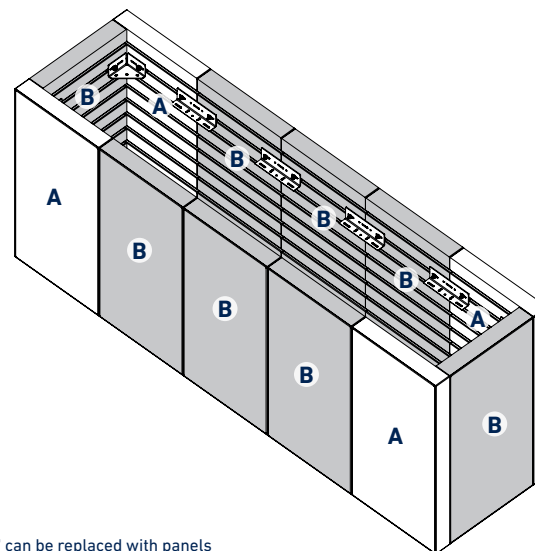
**IMPORTANT:** It is recommended to follow the FIREKIT manufacturer's specifications for ventilation and clearances. Belgard is not responsible for the conformity of connections, clearances and ventilation. Burner pan, countertop and accessories are not included.

**TOTAL WEIGHT (PANELS & HARDWARE) 1707 Lbs**

# 26 | Counter Island



INTERIOR VIEW



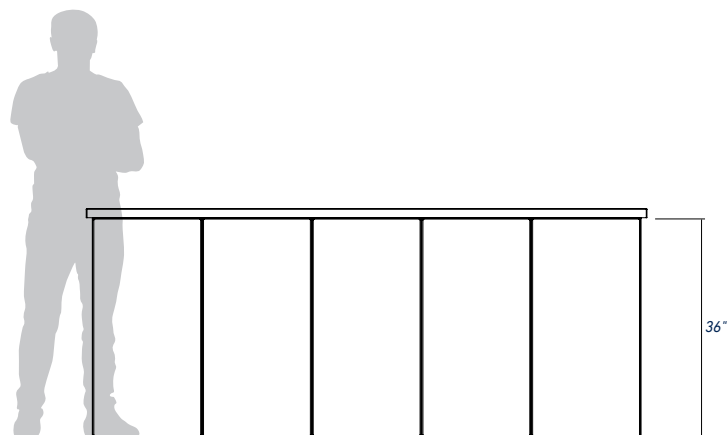
**NOTE:** Panels "B" can be replaced with panels "A" to equilibrate the pairs/layers. Panels "A" can't be replaced by the panels "B".

**REQUIRED PANELS**

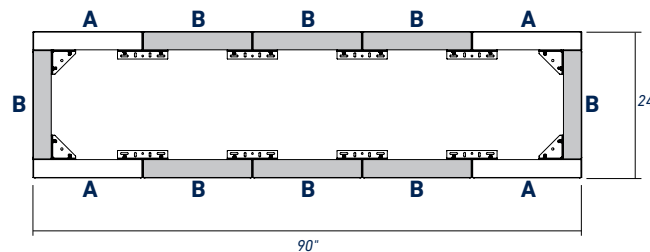
- 4x**
- 8x**
- 0x**
- 0x**

**IMPORTANT:** 18 x 36" panels are sold in pair/layer or in full pallet only. 6 x 36" panels are sold per unit or in layer or in full pallet.

FRONT VIEW



TOP VIEW



**REQUIRED HARDWARE**

- 48x**

**ANCHOR SLIDE AND NUT**  
*NOTE:* Sold only per box (50 units/box)
- 16x**

**JOINING PLATE**  
*NOTE:* Can be sold per box or per unit (10 units/box)
- 8x**

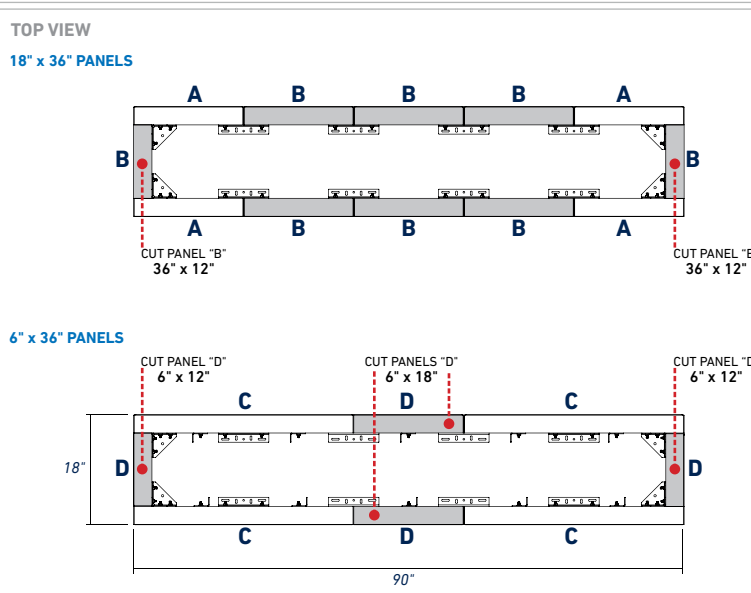
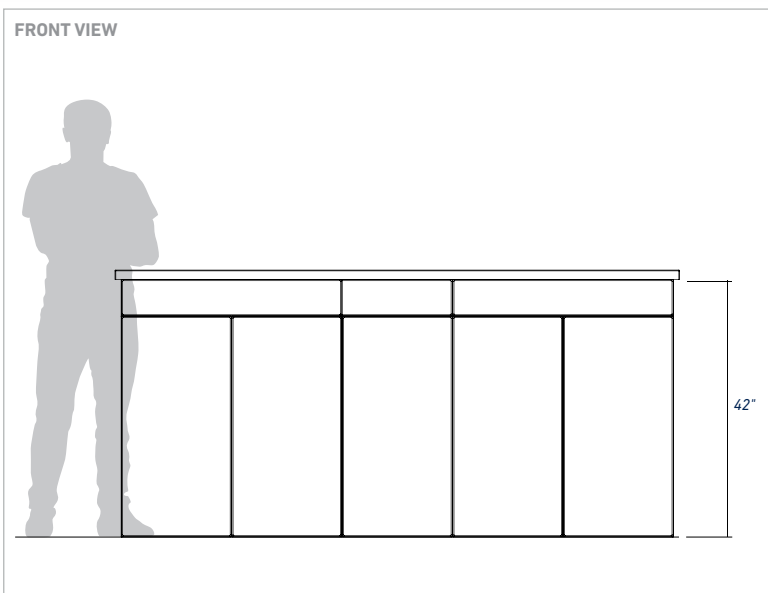
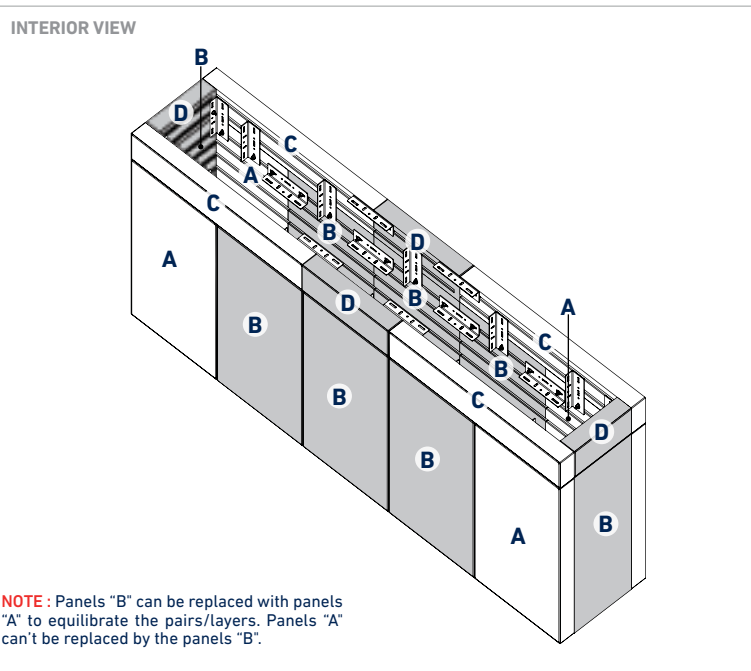
**OUTER CORNER**  
*NOTE:* Can be sold per box or per unit (10 units/box)
- 0x**

**INNER CORNER**  
*NOTE:* Can be sold per box or per unit (10 units/box)
- 0x**

**STRETCHER**  
*NOTE:* Can be sold per box or per unit (10 units/box)

**TOTAL WEIGHT (PANELS & HARDWARE) 1815 Lbs**

# 27 | Bar Island



**REQUIRED PANELS**

	18" x 36" PANEL	<b>4x</b>
	18" x 36" PANEL	<b>8x</b>
	6" x 36" PANEL	<b>4x</b>
	6" x 36" PANEL	<b>3x</b>

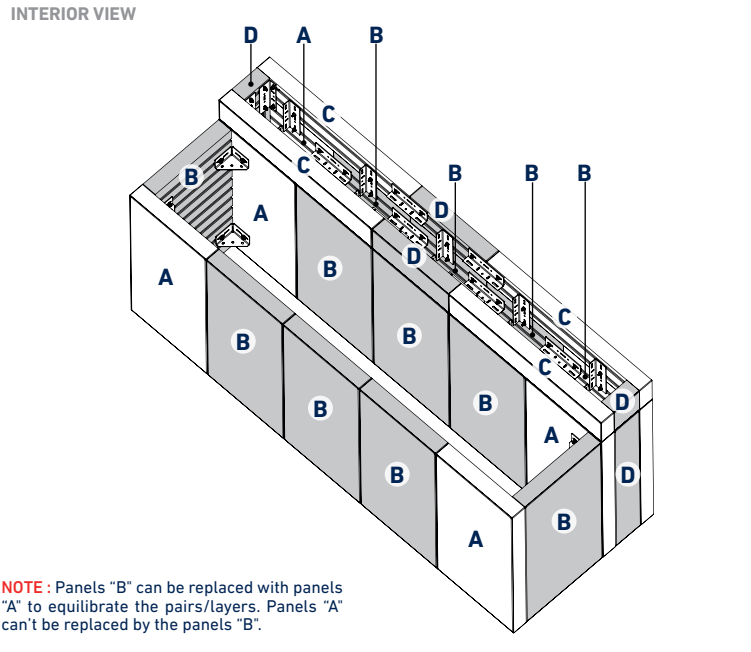
**IMPORTANT:** 18 x 36" panels are sold in pair/layer or in full pallet only. 6 x 36" panels are sold per unit or in layer or in full pallet.

**REQUIRED HARDWARE**

	<b>ANCHOR SLIDE AND NUT</b>	<b>76x</b>
	<b>NOTE:</b> Sold only per box (50 units/box)	
	<b>JOINING PLATE</b>	<b>34x</b>
	<b>NOTE:</b> Can be sold per box or per unit (10 units/box)	
	<b>OUTER CORNER</b>	<b>4x</b>
	<b>NOTE:</b> Can be sold per box or per unit (10 units/box)	
	<b>INNER CORNER</b>	<b>0x</b>
	<b>NOTE:</b> Can be sold per box or per unit (10 units/box)	
	<b>STRETCHER</b>	<b>0x</b>
	<b>NOTE:</b> Can be sold per box or per unit (10 units/box)	

**TOTAL WEIGHT (PANELS & HARDWARE)** **1968 Lbs**

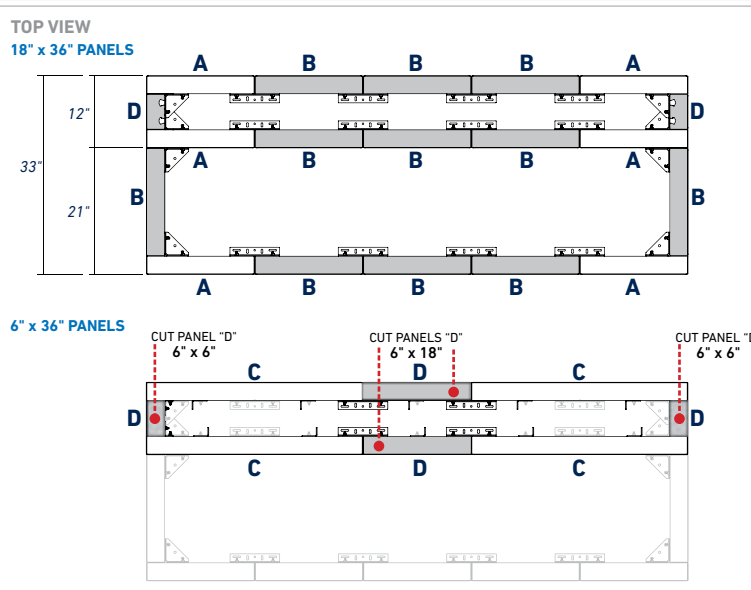
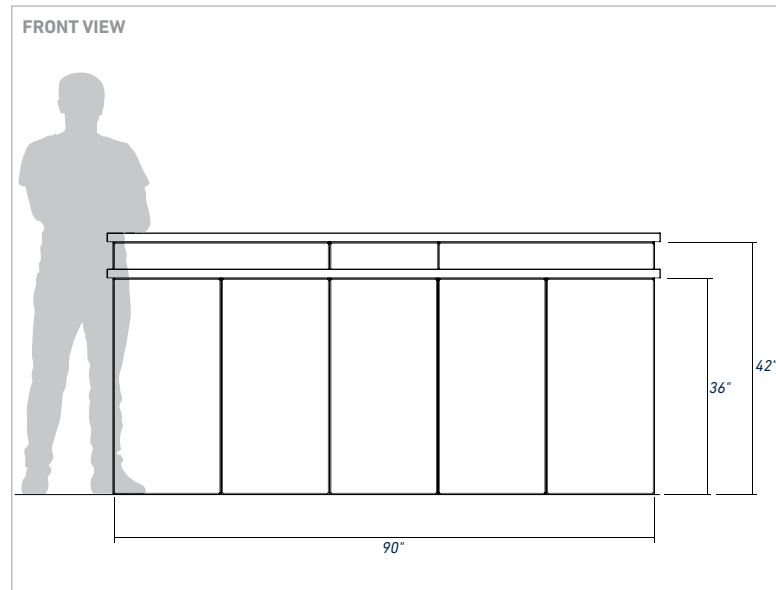
# 28 | Counter & Bar Island



**REQUIRED PANELS**

- CLOSED END**  
**6x**
- CLOSED END**  
**11x**
- CLOSED END**  
**4x**
- CLOSED END**  
**5x**

**IMPORTANT:** 18 x 36\" panels are sold in pair/layer or in full pallet only. 6 x 36\" panels are sold per unit or in layer or in full pallet.



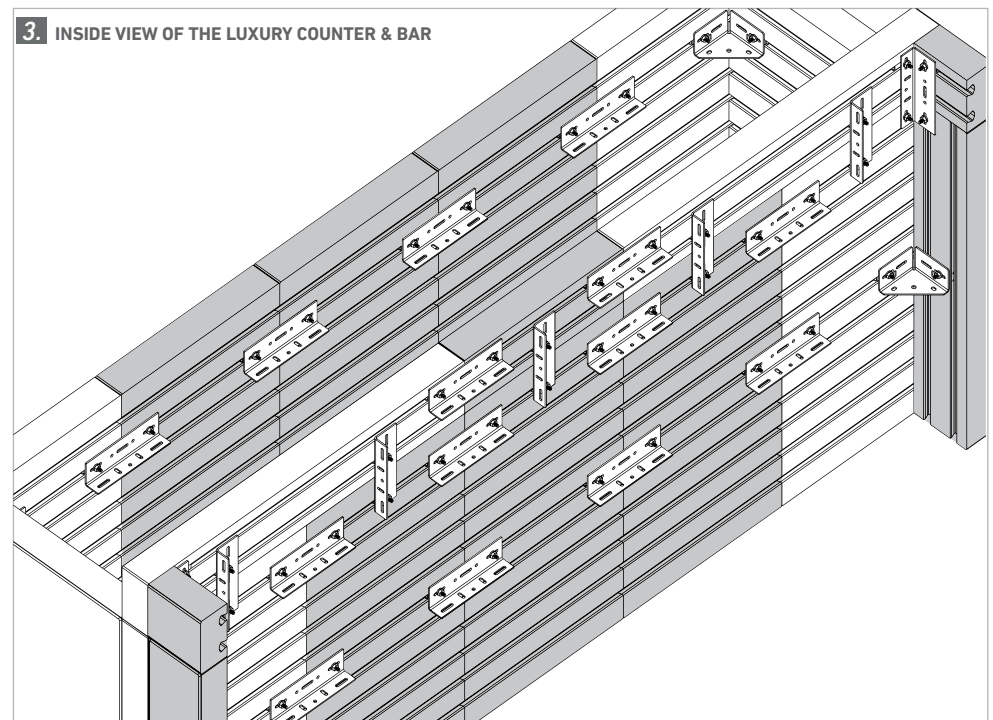
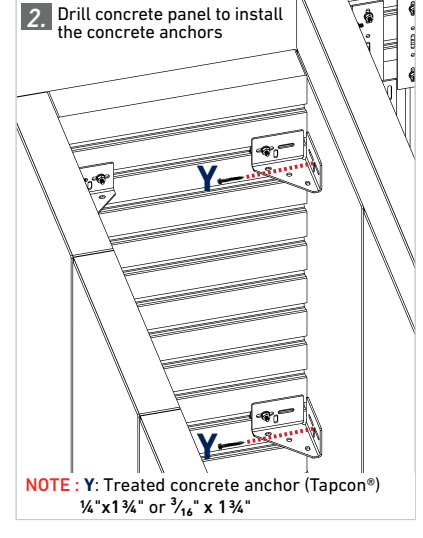
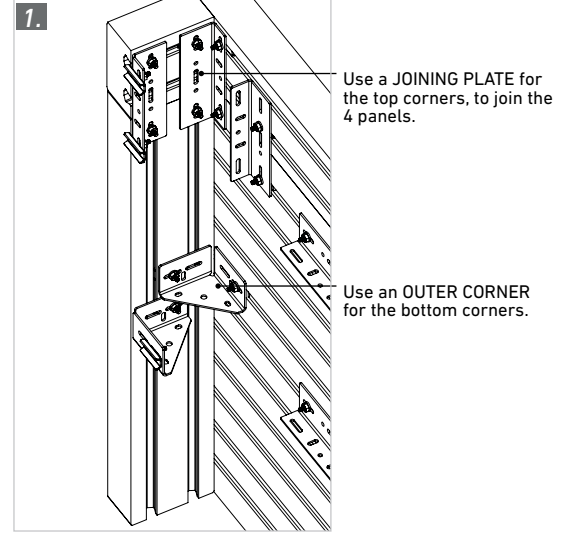
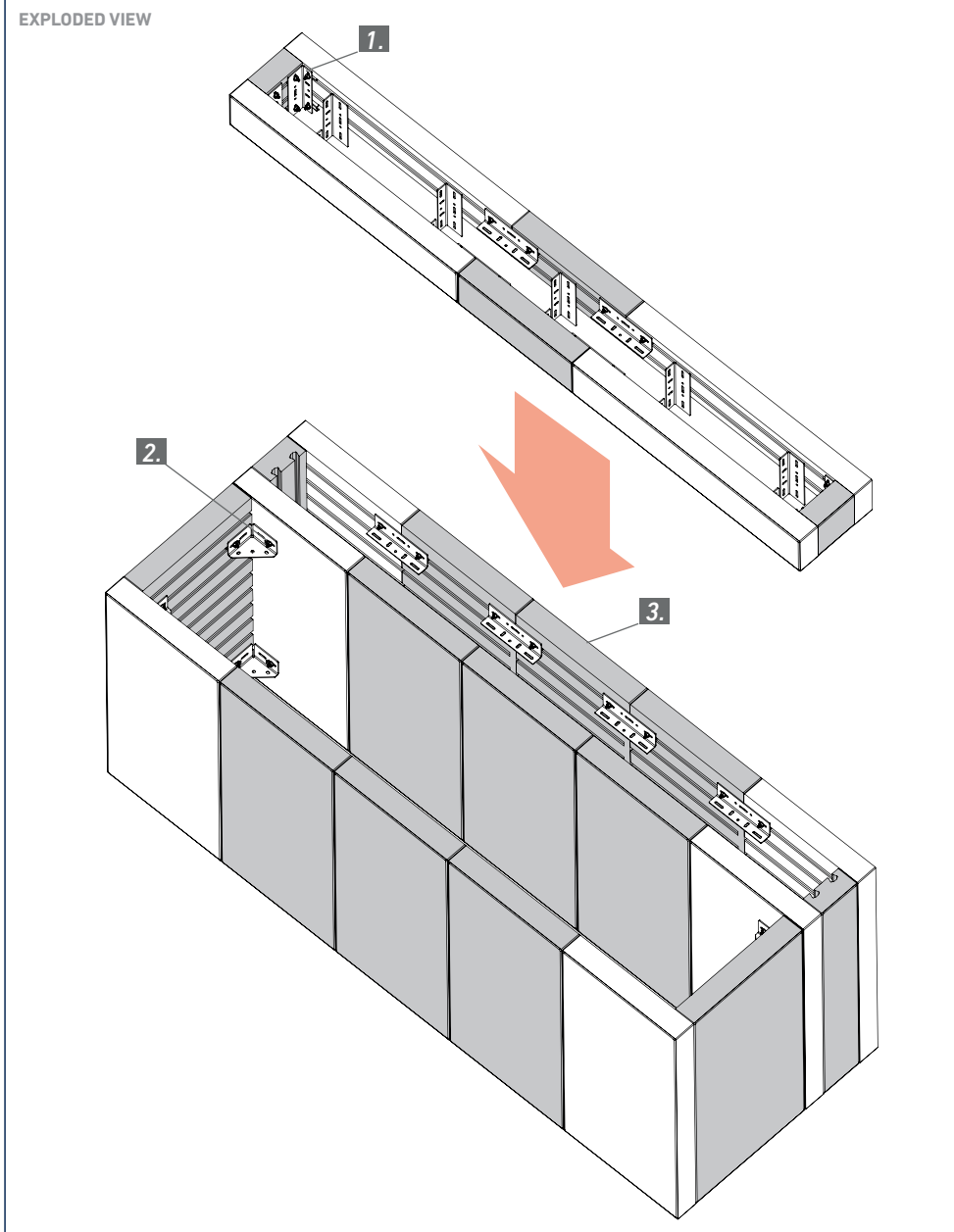
**REQUIRED HARDWARE**

- ANCHOR SLIDE AND NUT** **108x**  
**NOTE:** Sold only per box (50 units/box)
- JOINING PLATE** **42x**  
**NOTE:** Can be sold per box or per unit (10 units/box)
- OUTER CORNER** **12x**  
**NOTE:** Can be sold per box or per unit (10 units/box)
- INNER CORNER** **0x**  
**NOTE:** Can be sold per box or per unit (10 units/box)
- STRETCHER** **0x**  
**NOTE:** Can be sold per box or per unit (10 units/box)

**TOTAL WEIGHT (PANELS & HARDWARE)** **2934 Lbs**

For more details see next page

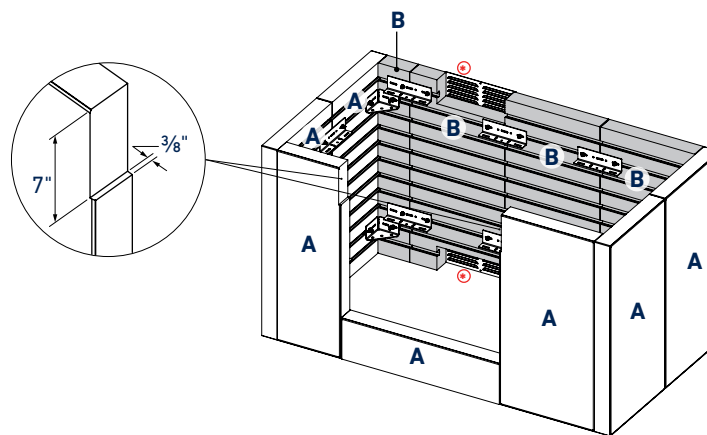
# 28 | Counter & Bar Island Continued



# 29 | Small Grill Island



### INTERIOR VIEW



⊕ Cut panel(s) according to the ELEMENTS 5 x 14" ISLAND VENT manufacturer's specifications for ventilation.


**NOTE:** Panels "B" can be replaced with panels "A" to equilibrate the pairs/layers. Panels "A" can't be replaced by the panels "B".

### REQUIRED PANELS

- 18" x 36" PANEL **7x**
- 18" x 36" PANEL **4x**
- 6" x 36" PANEL **0x**
- 6" x 36" PANEL **0x**

**IMPORTANT:** 18 x 36" panels are sold in pair/layer or in full pallet only. 6 x 36" panels are sold per unit or in layer or in full pallet.

### FRONT VIEW

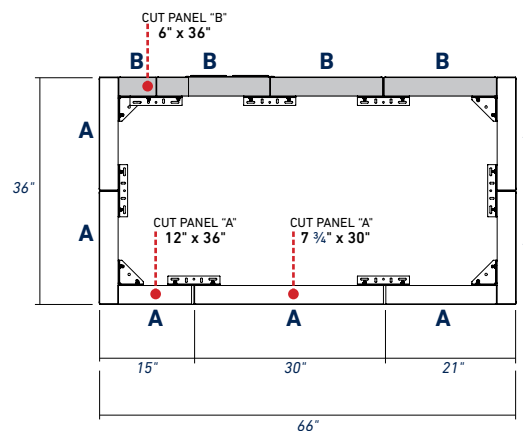


ELEMENTS PRO 32" BUILT-IN GRILL & DOUBLE ACCESS DOORS



SCAN HERE TO LEARN MORE ABOUT ELEMENTS

### TOP VIEW



### REQUIRED HARDWARE

- ANCHOR SLIDE AND NUT **40x**  
**NOTE:** Sold only per box (50 units/box)
- JOINING PLATE **12x**  
**NOTE:** Can be sold per box or per unit (10 units/box)
- OUTER CORNER **8x**  
**NOTE:** Can be sold per box or per unit (10 units/box)
- INNER CORNER **0x**  
**NOTE:** Can be sold per box or per unit (10 units/box)
- STRETCHER **0x**  
**NOTE:** Can be sold per box or per unit (10 units/box)

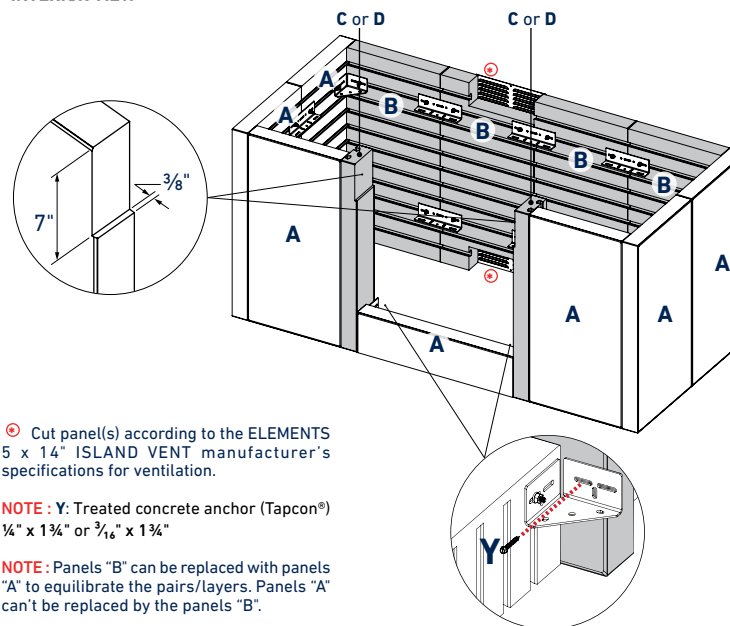
**TOTAL WEIGHT (PANELS & HARDWARE) 1406 Lbs**

**IMPORTANT:** It is recommended to follow the BBQ manufacturer's specifications for ventilation and clearances. Belgard is not responsible for the conformity of connections, clearances and ventilation. BBQ, counter top and accessories are not included.

# 30 | Medium Grill Island



### INTERIOR VIEW




### REQUIRED PANELS

- 18" x 36" PANEL **7x**
- 18" x 36" PANEL **4x**
- 6" x 36" PANEL **0x**
- 6" x 36" PANEL **2x**

**IMPORTANT:** 18 x 36" panels are sold in pair/layer or in full pallet only. 6 x 36" panels are sold per unit or in layer or in full pallet.

### FRONT VIEW

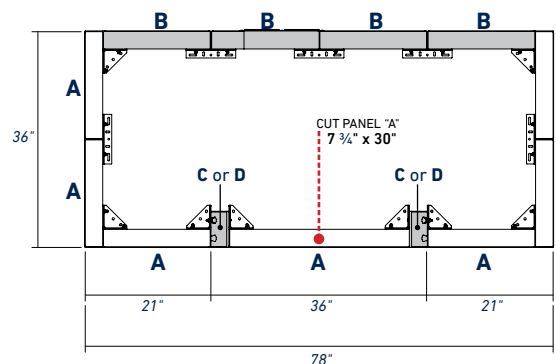


ELEMENTS PRO 32" BUILD-IN GRILL & DOUBLE ACCESS DOORS



SCAN HERE TO LEARN MORE ABOUT ELEMENTS

### TOP VIEW



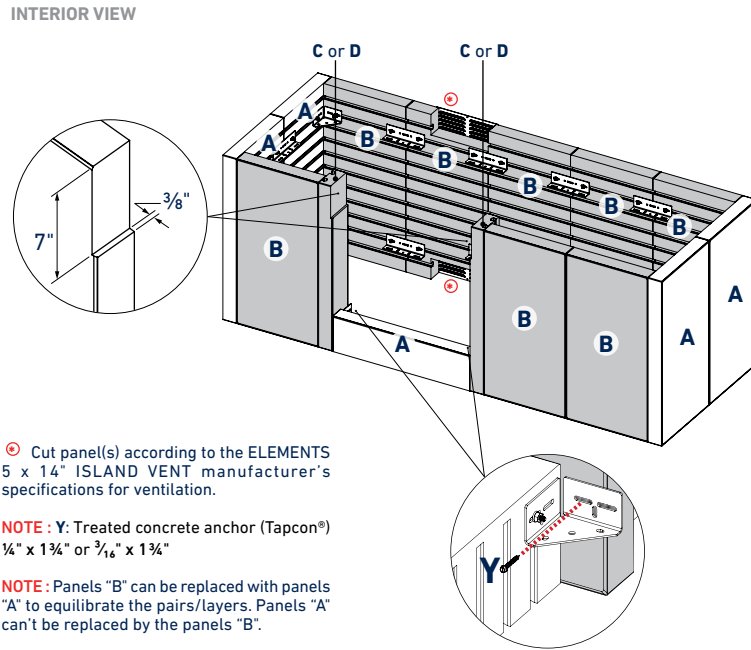
### REQUIRED HARDWARE

- ANCHOR SLIDE AND NUT **46x**  
**NOTE:** Sold only per box (50 units/box)
- JOINING PLATE **10x**  
**NOTE:** Can be sold per box or per unit (10 units/box)
- OUTER CORNER **14x**  
**NOTE:** Can be sold per box or per unit (10 units/box)
- INNER CORNER **0x**  
**NOTE:** Can be sold per box or per unit (10 units/box)
- STRETCHER **0x**  
**NOTE:** Can be sold per box or per unit (10 units/box)

**IMPORTANT:** It is recommended to follow the BBQ manufacturer's specifications for ventilation and clearances. Belgard is not responsible for the conformity of connections, clearances and ventilation. BBQ, counter top and accessories are not included.

**TOTAL WEIGHT (PANELS & HARDWARE) 1656 Lbs**

# 31 | Large Grill Island



**REQUIRED PANELS**

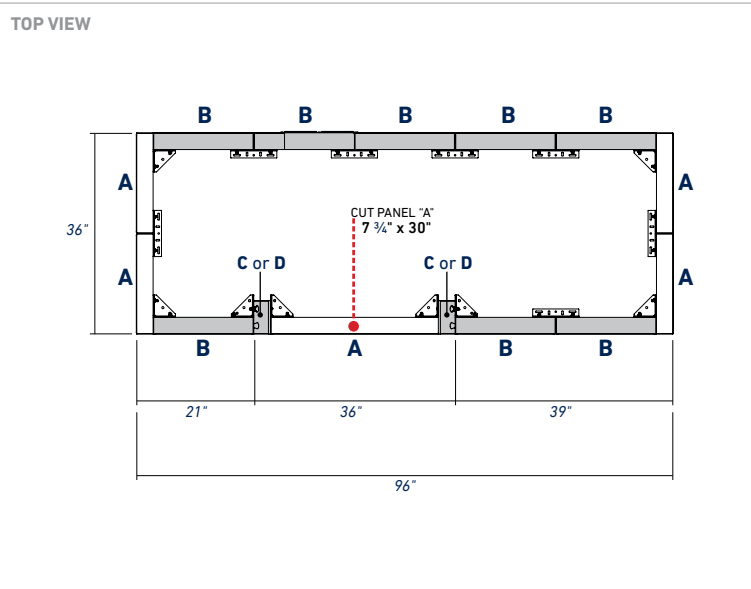
	18" x 36" PANEL	<b>5x</b>
	18" x 36" PANEL	<b>8x</b>
	6" x 36" PANEL	<b>0x</b>
	6" x 36" PANEL	<b>2x</b>

**IMPORTANT:** 18 x 36" panels are sold in pair/layer or in full pallet only. 6 x 36" panels are sold per unit or in layer or in full pallet.

**FRONT VIEW**

**ELEMENTS PRO 32" BUILD-IN GRILL & DOUBLE ACCESS DOORS**

SCAN HERE TO LEARN MORE ABOUT ELEMENTS



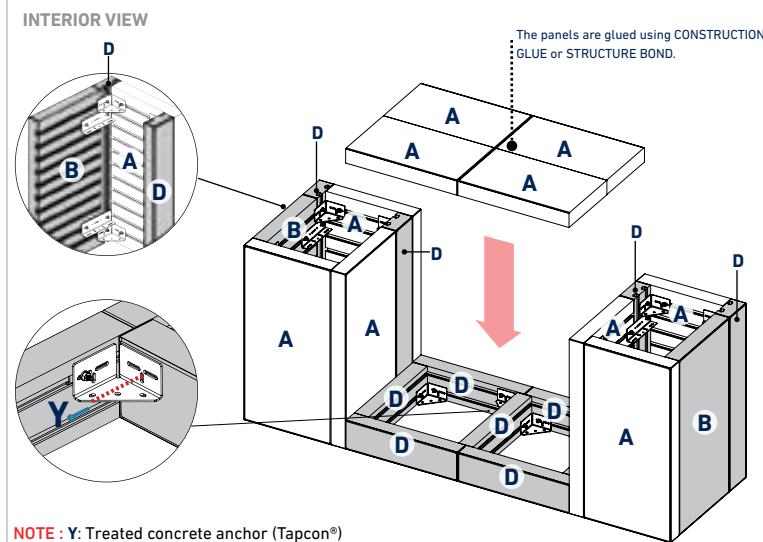
**REQUIRED HARDWARE**

	<b>ANCHOR SLIDE AND NUT</b> <b>56x</b> <b>NOTE:</b> Sold only per box (50 units/box)
	<b>JOINING PLATE</b> <b>14x</b> <b>NOTE:</b> Can be sold per box or per unit (10 units/box)
	<b>OUTER CORNER</b> <b>14x</b> <b>NOTE:</b> Can be sold per box or per unit (10 units/box)
	<b>INNER CORNER</b> <b>0x</b> <b>NOTE:</b> Can be sold per box or per unit (10 units/box)
	<b>STRETCHER</b> <b>0x</b> <b>NOTE:</b> Can be sold per box or per unit (10 units/box)

**IMPORTANT:** It is recommended to follow the BBQ manufacturer's specifications for ventilation and clearances. Belgard is not responsible for the conformity of connections, clearances and ventilation. BBQ, counter top and accessories are not included.

**TOTAL WEIGHT (PANELS & HARDWARE)** **1958 Lbs**

# 32 | Small Argentine Grill Island



**NOTE:** Y: Treated concrete anchor (Tapcon®) ¼" x 1¾" or ¾" x 1¾"

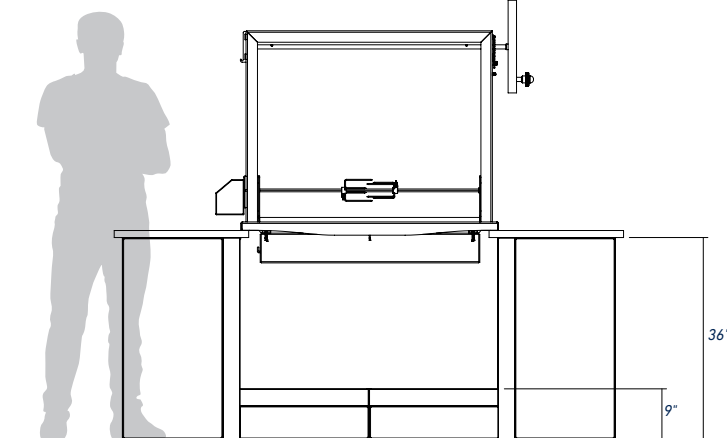
**NOTE:** Panels "B" can be replaced with panels "A" to equilibrate the pairs/layers. Panels "A" can't be replaced by the panels "B".

**REQUIRED PANELS**

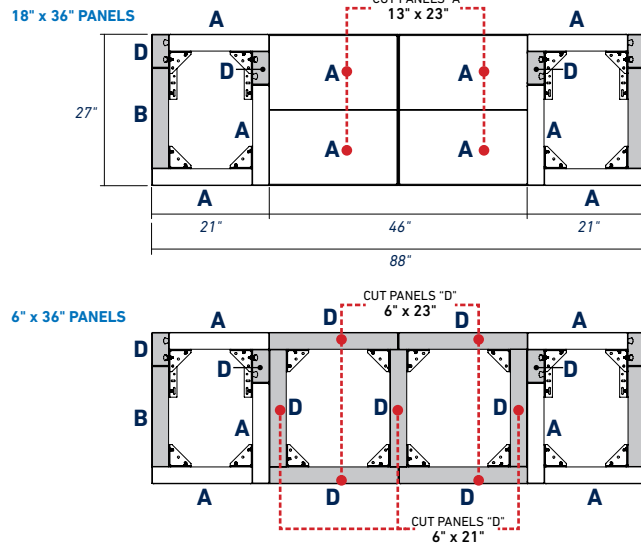
- 18" x 36" PANEL **10x**
- 18" x 36" PANEL **2x**
- 6" x 36" PANEL **0x**
- 6" x 36" PANEL **11x**

**IMPORTANT:** 18 x 36" panels are sold in pair/layer or in full pallet only. 6 x 36" panels are sold per unit or in layer or in full pallet.

**FRONT VIEW**



**TOP VIEW**



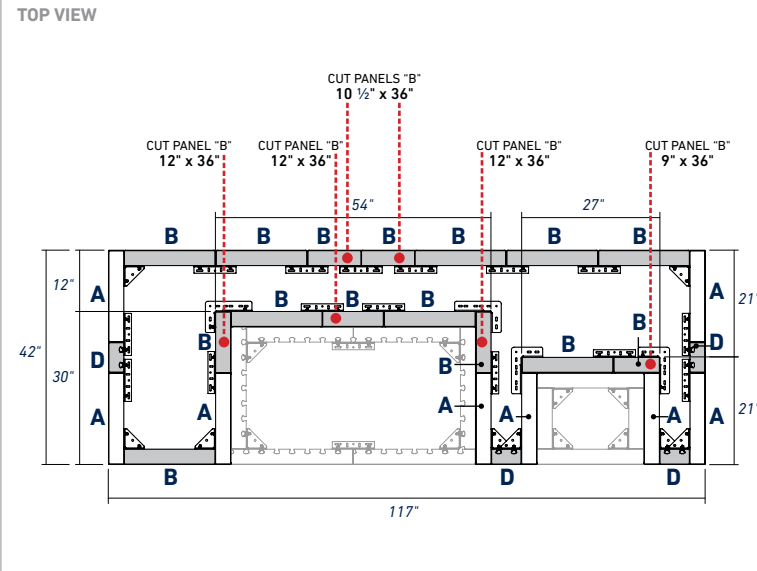
**REQUIRED HARDWARE**

- ANCHOR SLIDE AND NUT** **62x**  
**NOTE:** Sold only per box (50 units/box)
- JOINING PLATE** **8x**  
**NOTE:** Can be sold per box or per unit (10 units/box)
- OUTER CORNER** **24x**  
**NOTE:** Can be sold per box or per unit (10 units/box)
- INNER CORNER** **0x**  
**NOTE:** Can be sold per box or per unit (10 units/box)
- STRETCHER** **0x**  
**NOTE:** Can be sold per box or per unit (10 units/box)

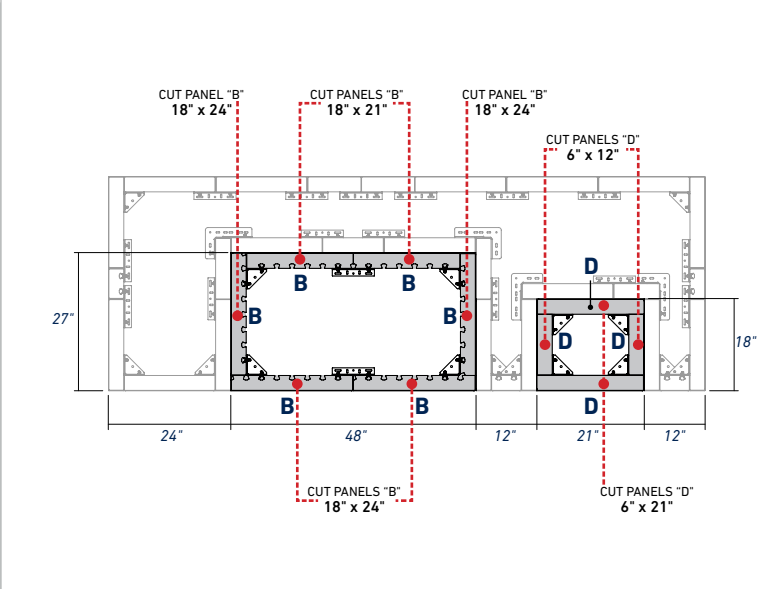
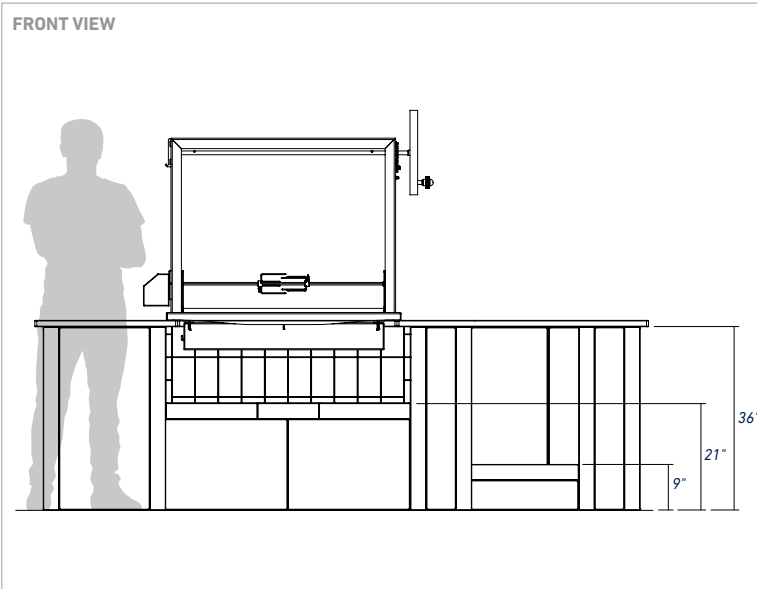
**IMPORTANT:** It is recommended to follow the GRILL manufacturer's specifications for ventilation and clearances. Belgard is not responsible for the conformity of connections, clearances and ventilation. GRILL, counter top and accessories are not included.

**TOTAL WEIGHT (PANELS & HARDWARE)** **1929 Lbs**

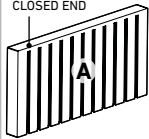
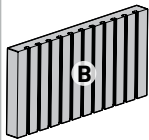
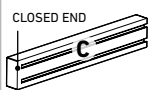

# 33 | Medium Argentine Grill Island



**NOTE :** Panels "B" can be replaced with panels "A" to equilibrate the pairs/layers. Panels "A" can't be replaced by the panels "B".

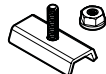
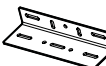





**REQUIRED PANELS**

-  **CLOSED END**  
18" x 36" PANEL **9x**
-  **CLOSED END**  
18" x 36" PANEL **24x**
-  **CLOSED END**  
6" x 36" PANEL **0x**
-  **CLOSED END**  
6" x 36" PANEL **7x**

**IMPORTANT:** 18 x 36" panels are sold in pair/layer or in full pallet only. 6 x 36" panels are sold per unit or in layer or in full pallet.

**REQUIRED HARDWARE**

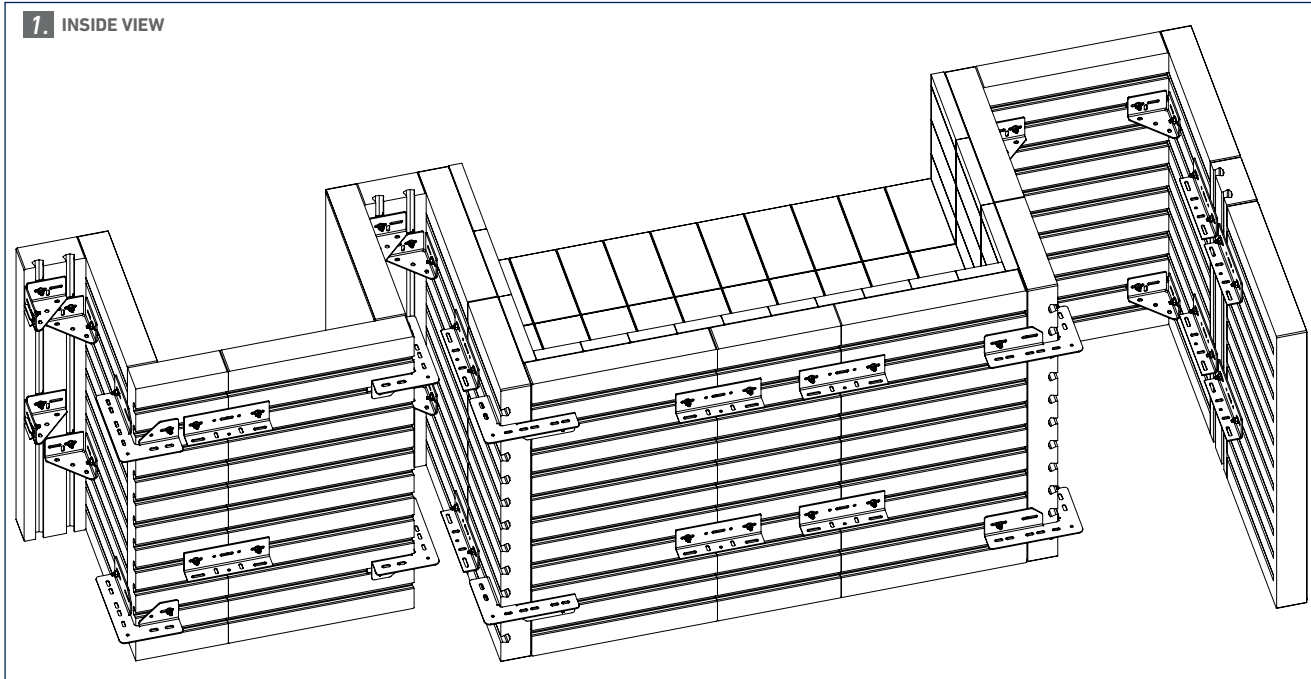
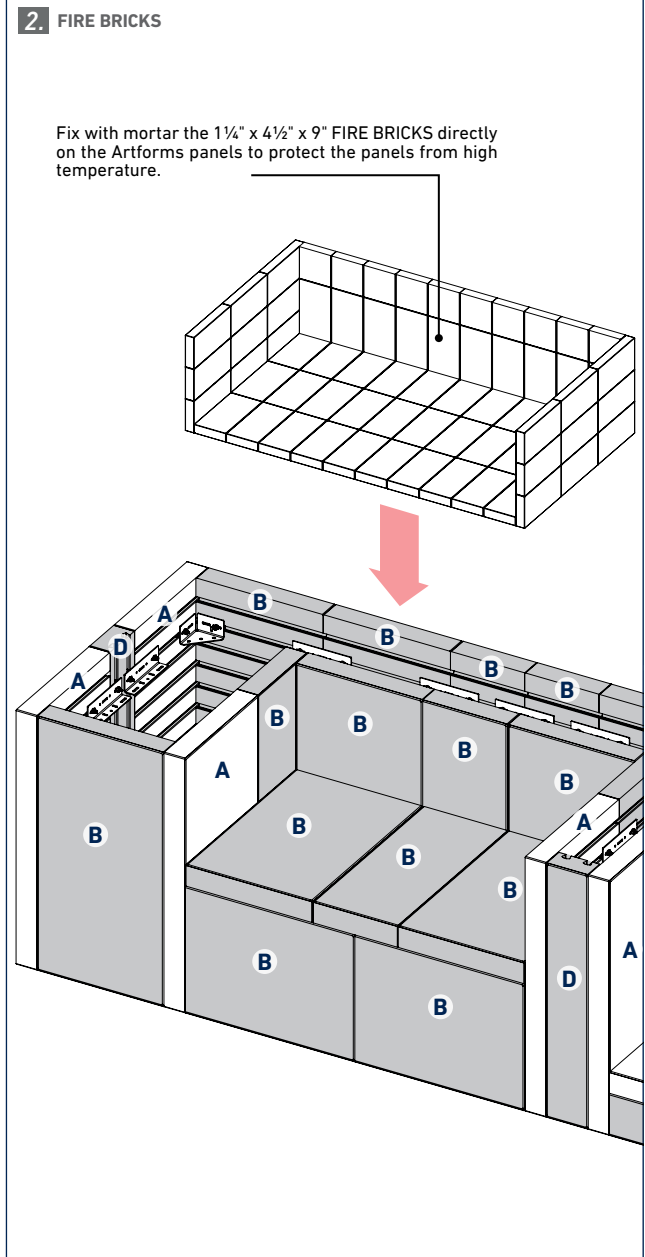
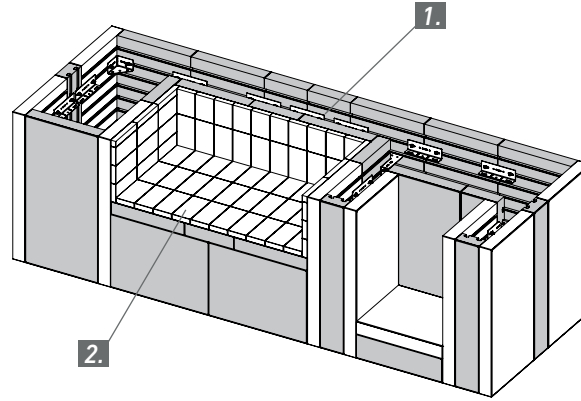
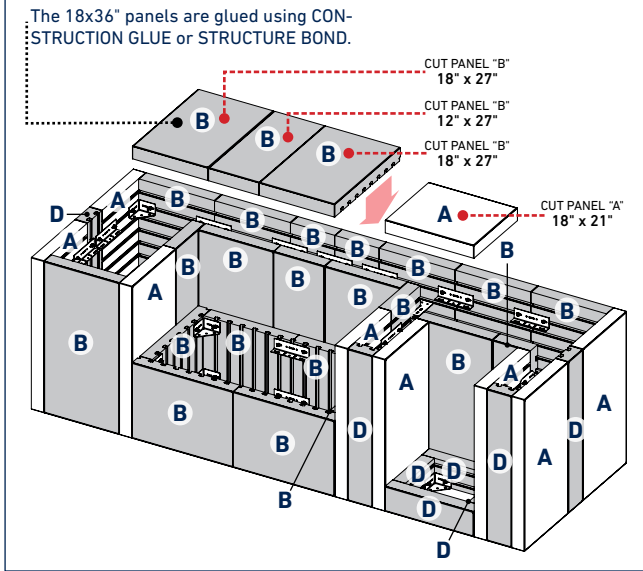
-  **ANCHOR SLIDE AND NUT** **140x**  
**NOTE:** Sold only per box (50 units/box)
-  **JOINING PLATE** **34x**  
**NOTE:** Can be sold per box or per unit (10 units/box)
-  **OUTER CORNER** **28x**  
**NOTE:** Can be sold per box or per unit (10 units/box)
-  **INNER CORNER** **8x**  
**NOTE:** Can be sold per box or per unit (10 units/box)
-  **STRETCHER** **0x**  
**NOTE:** Can be sold per box or per unit (10 units/box)

**IMPORTANT:** It is recommended to follow the GRILL manufacturer's specifications for ventilation and clearances. Belgard is not responsible for the conformity of connections, clearances and ventilation. GRILL, counter top and accessories are not included.

For more details see next page

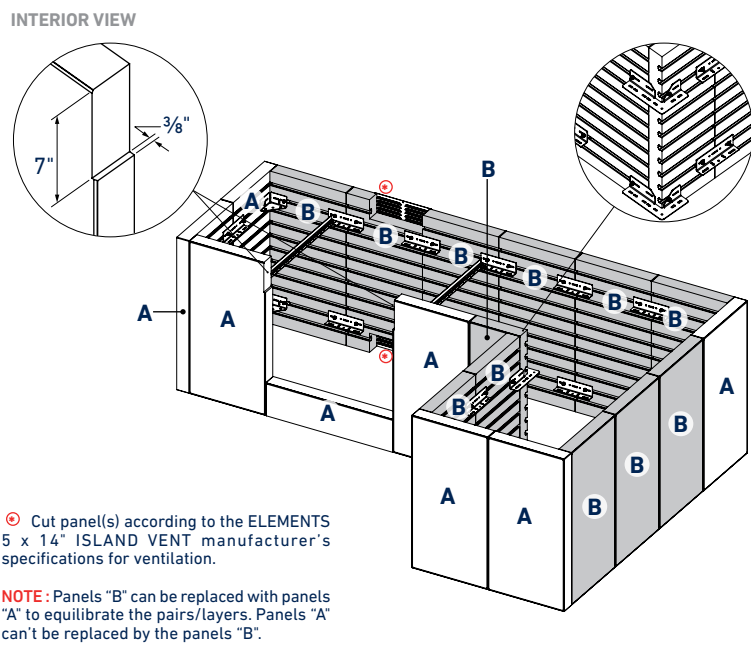
**TOTAL WEIGHT** **4407 Lbs**  
(PANELS & HARDWARE)

# 33 | Medium Argentine Grill Island Continued



**IMPORTANT:** It is recommended to follow the GRILL manufacturer's specifications for ventilation and clearances. Belgard is not responsible for the conformity of connections, clearances and ventilation. BBQ, countertop and accessories are not included.

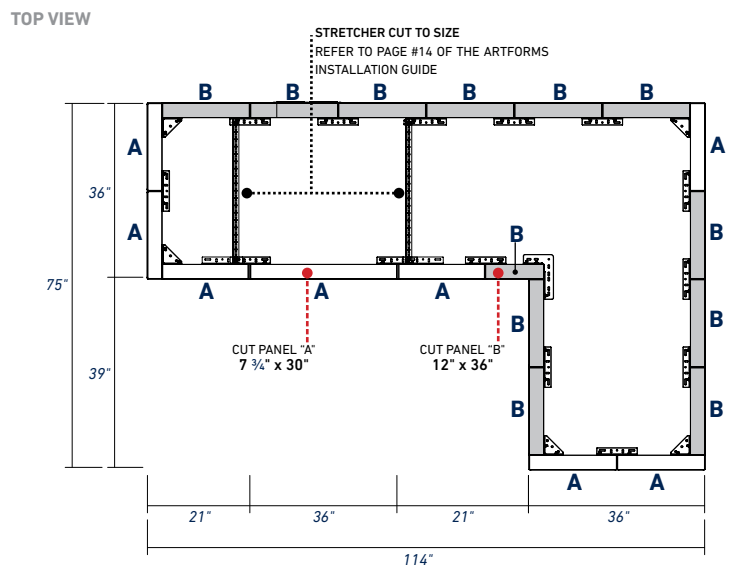
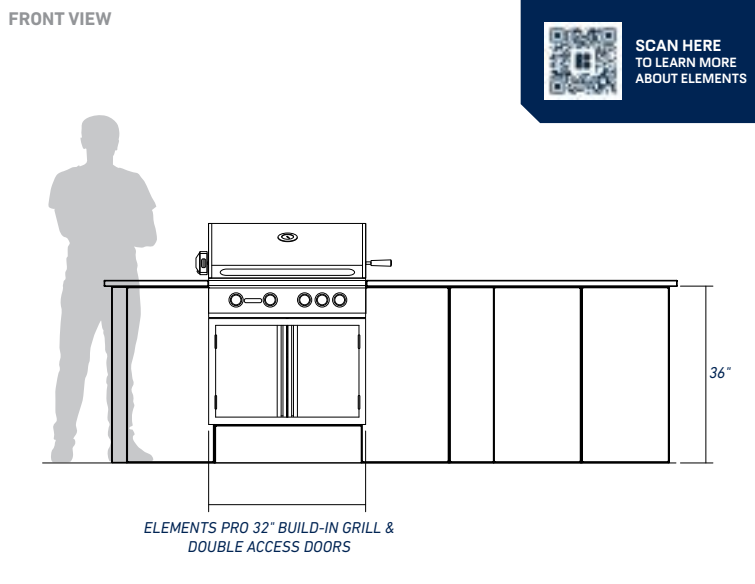
# 34 | Grill Corner Island



**REQUIRED PANELS**

	18" x 36" PANEL	<b>8x</b>
	18" x 36" PANEL	<b>12x</b>
	6" x 36" PANEL	<b>0x</b>
	6" x 36" PANEL	<b>0x</b>

**IMPORTANT:** 18 x 36" panels are sold in pair/layer or in full pallet only. 6 x 36" panels are sold per unit or in layer or in full pallet.



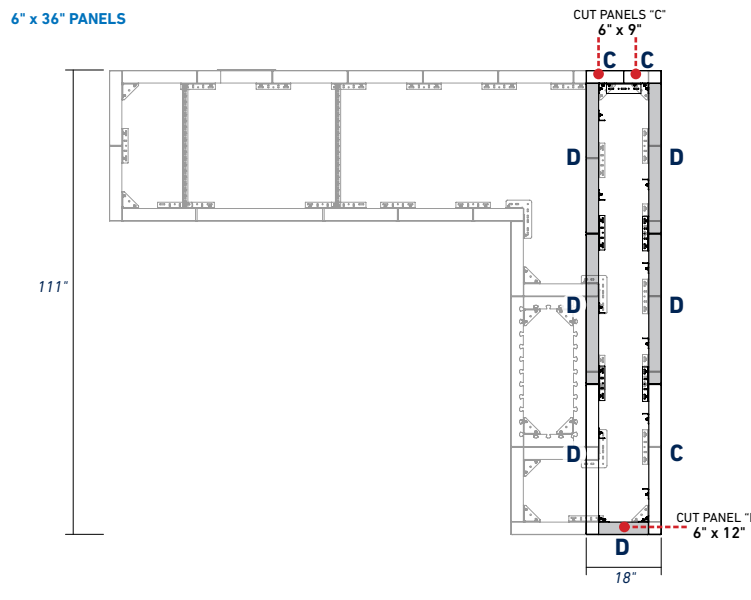
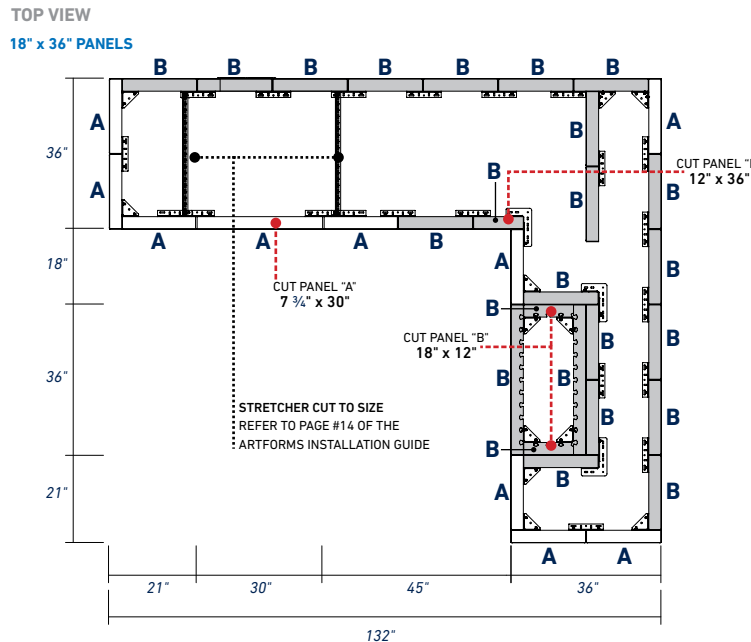
**REQUIRED HARDWARE**

	<b>ANCHOR SLIDE AND NUT</b> <b>NOTE:</b> Sold only per box (50 units/box)	<b>82x</b>
	<b>JOINING PLATE</b> <b>NOTE:</b> Can be sold per box or per unit (10 units/box)	<b>28x</b>
	<b>OUTER CORNER</b> <b>NOTE:</b> Can be sold per box or per unit (10 units/box)	<b>10x</b>
	<b>INNER CORNER</b> <b>NOTE:</b> Can be sold per box or per unit (10 units/box)	<b>2x</b>
	<b>STRETCHER</b> <b>NOTE:</b> Can be sold per box or per unit (10 units/box)	<b>2x</b>

**IMPORTANT:** It is recommended to follow the BBQ manufacturer's specifications for ventilation and clearances. Belgard is not responsible for the conformity of connections, clearances and ventilation. BBQ, countertop and accessories are not included.

**TOTAL WEIGHT (PANELS & HARDWARE)** **2873 Lbs**

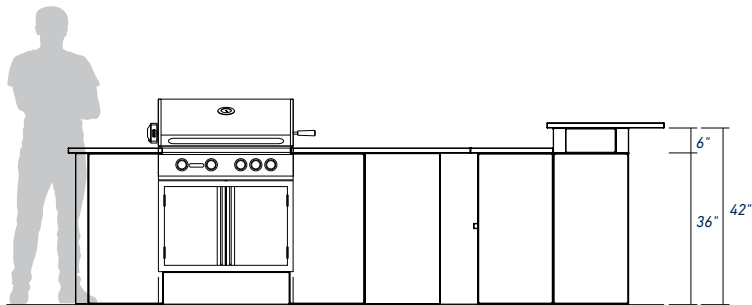
# 35 | Grill, Bar & Counter Corner Island



**FRONT VIEW**



SCAN HERE TO LEARN MORE ABOUT ELEMENTS



ELEMENTS PRO 32" BUILD-IN GRILL & DOUBLE ACCESS DOORS

**REQUIRED PANELS**

- CLOSED END**  
 18" x 36" PANEL **10x**
- 18" x 36" PANEL **23x**
- CLOSED END**  
 6" x 36" PANEL **4x**
- 6" x 36" PANEL **5x**

**IMPORTANT:** 18 x 36" panels are sold in pair/layer or in full pallet only. 6 x 36" panels are sold per unit or in layer or in full pallet.

**REQUIRED HARDWARE**

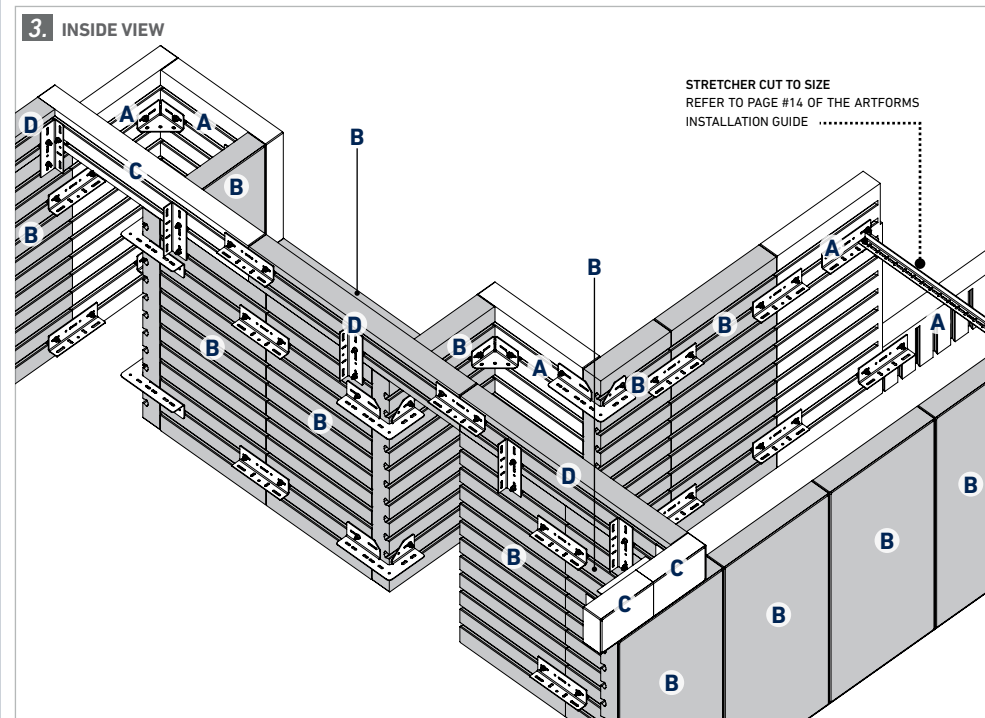
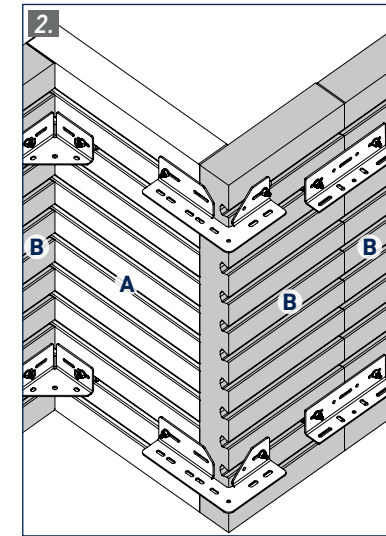
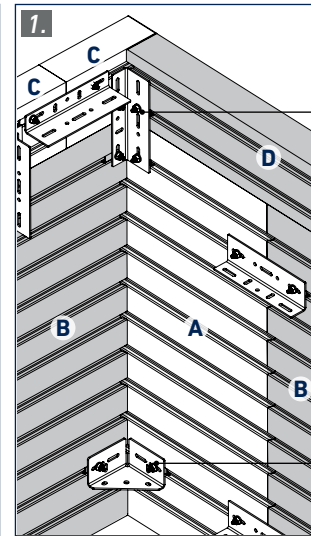
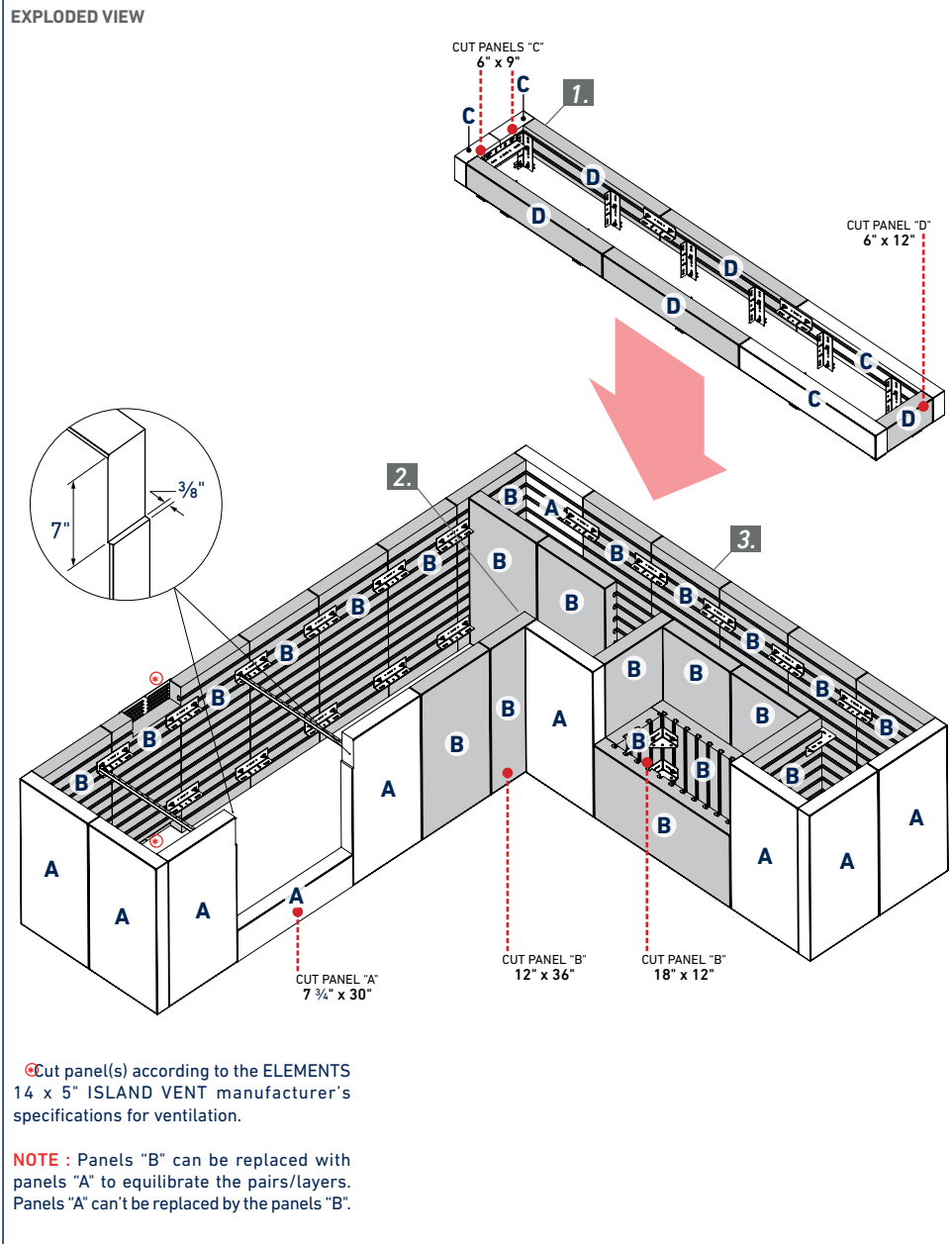
- ANCHOR SLIDE AND NUT** **132x**  
*NOTE:* Sold only per box (50 units/box)
- JOINING PLATE** **28x**  
*NOTE:* Can be sold per box or per unit (10 units/box)
- OUTER CORNER** **21x**  
*NOTE:* Can be sold per box or per unit (10 units/box)
- INNER CORNER** **6x**  
*NOTE:* Can be sold per box or per unit (10 units/box)
- STRETCHER** **2x**  
*NOTE:* Can be sold per box or per unit (10 units/box)

**TOTAL WEIGHT (PANELS & HARDWARE)** **5136 Lbs**

**IMPORTANT:** It is recommended to follow the BBQ manufacturer's specifications for ventilation and clearances. Belgard is not responsible for the conformity of connections, clearances and ventilation. BBQ, countertop and accessories are not included.

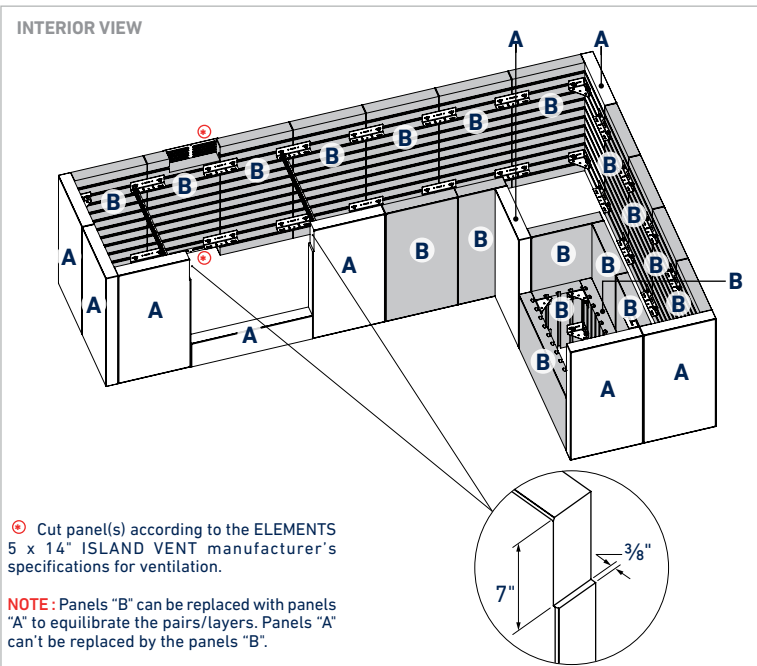
For more details see next page

# 35 | Grill, Bar & Counter Corner Island Continued



**IMPORTANT:** It is recommended to follow the BBQ manufacturer's specifications for ventilation and clearances. Belgard is not responsible for the conformity of connections, clearances and ventilation. BBQ, countertop and accessories are not included.

# 36 | Grill & Outdoor Oven Corner Island



**REQUIRED PANELS**

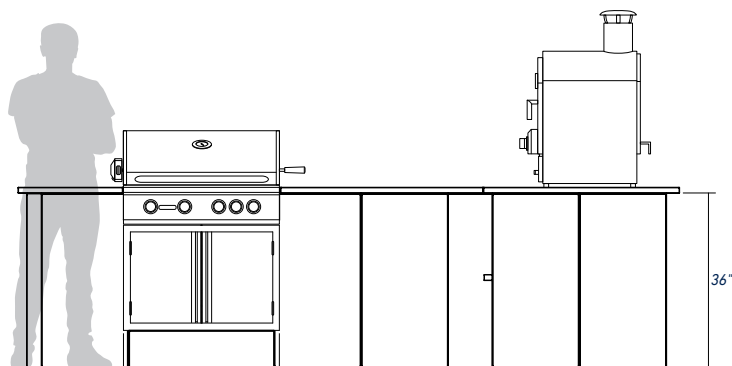
- 18" x 36" PANEL **9x**
- 18" x 36" PANEL **19x**
- 6" x 36" PANEL **0x**
- 6" x 36" PANEL **0x**

**IMPORTANT:** 18 x 36" panels are sold in pair/layer or in full pallet only. 6 x 36" panels are sold per unit or in layer or in full pallet.

**FRONT VIEW**

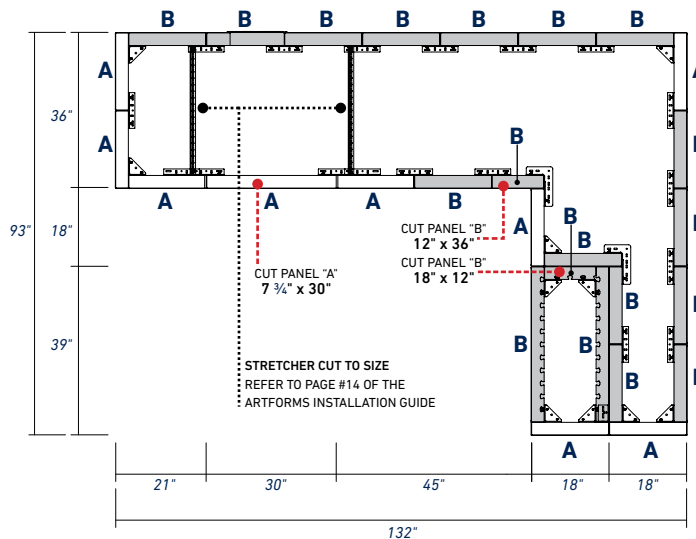


SCAN HERE TO LEARN MORE ABOUT ELEMENTS



ELEMENTS PRO 32" BUILD-IN GRILL & DOUBLE ACCESS DOORS

**TOP VIEW**



**REQUIRED HARDWARE**

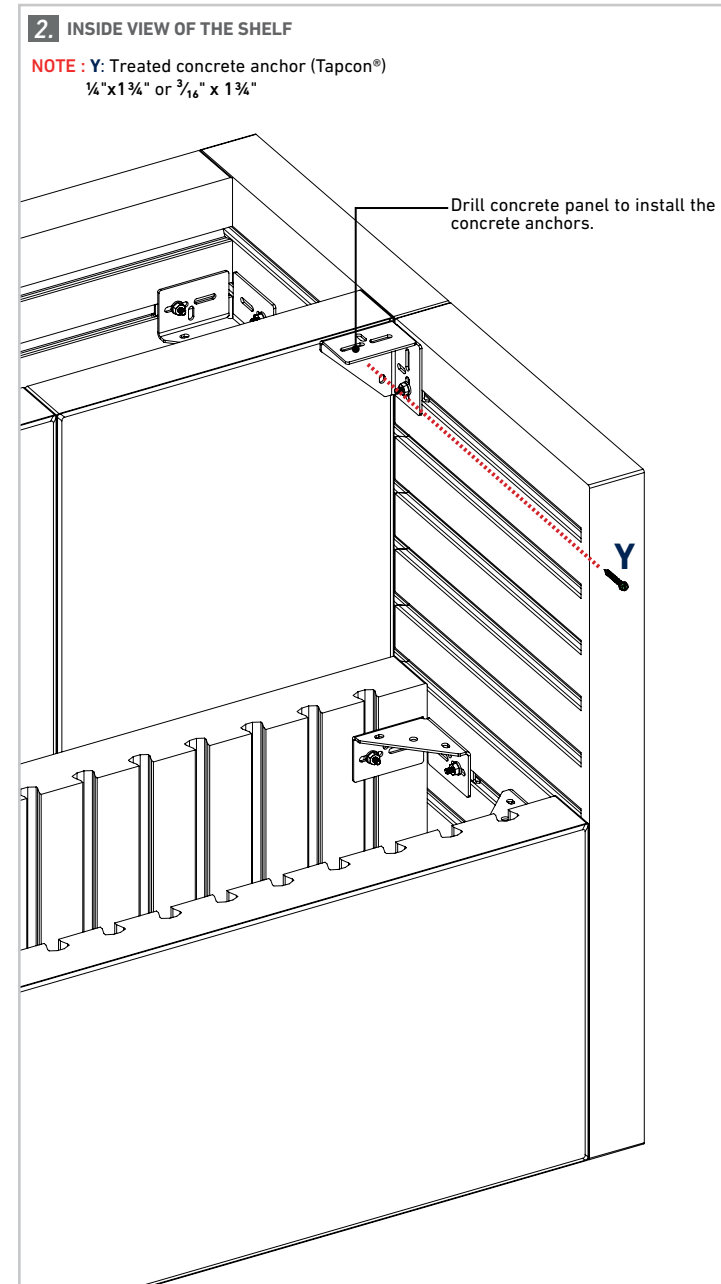
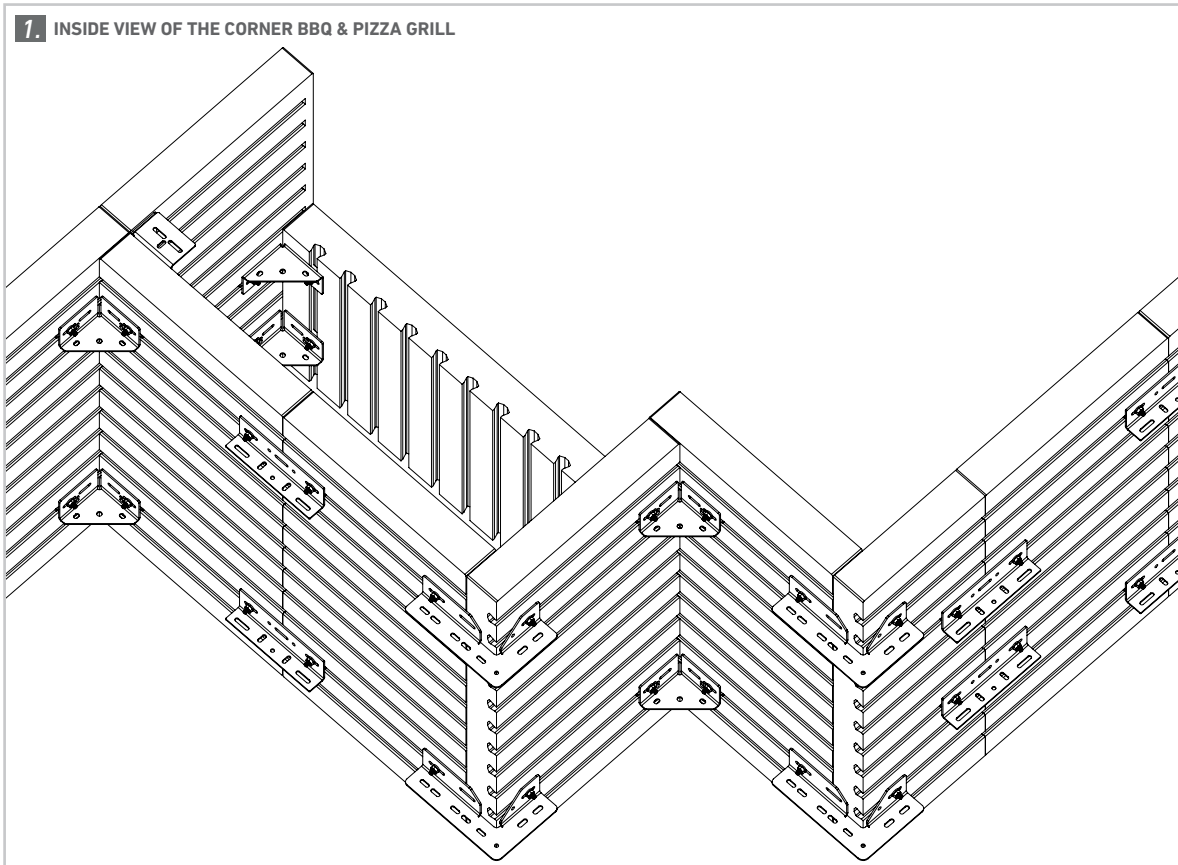
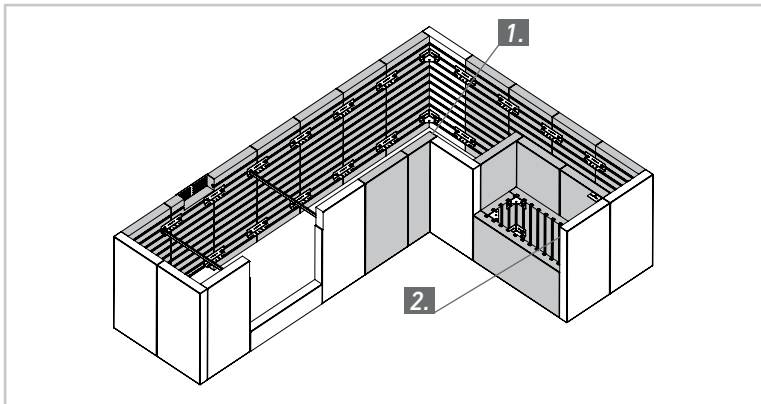
- ANCHOR SLIDE AND NUT **114x**  
**NOTE:** Sold only per box (50 units/box)
- JOINING PLATE **32x**  
**NOTE:** Can be sold per box or per unit (10 units/box)
- OUTER CORNER **20x**  
**NOTE:** Can be sold per box or per unit (10 units/box)
- INNER CORNER **4x**  
**NOTE:** Can be sold per box or per unit (10 units/box)
- STRETCHER **2x**  
**NOTE:** Can be sold per box or per unit (10 units/box)

**TOTAL WEIGHT (PANELS & HARDWARE) 3986 Lbs**

**IMPORTANT:** It is recommended to follow the BBQ manufacturer's specifications for ventilation and clearances. Belgard is not responsible for the conformity of connections, clearances and ventilation. BBQ, countertop and accessories are not included.

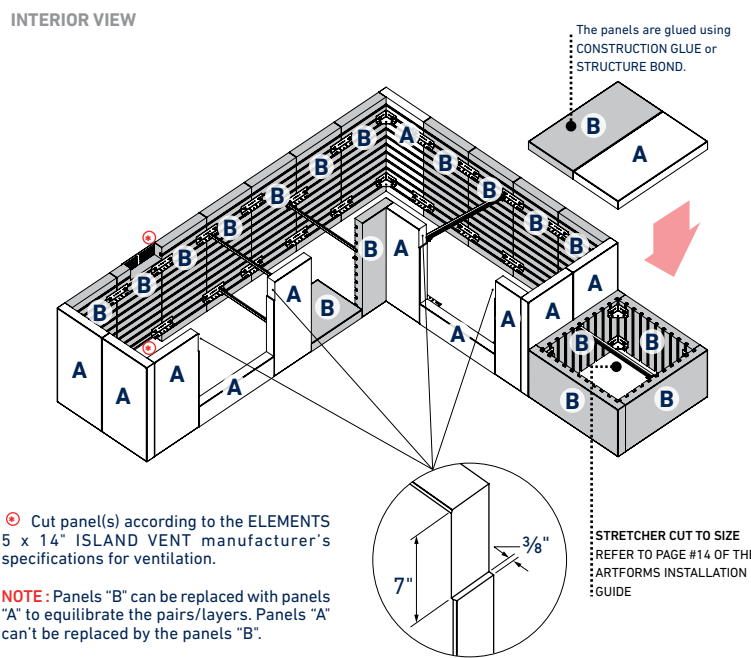
For more details see next page

## 36 | Grill &amp; Outdoor Oven Corner Island Continued



**IMPORTANT:** It is recommended to follow the BBQ manufacturer's specifications for ventilation and clearances. Belgard is not responsible for the conformity of connections, clearances and ventilation. BBQ, countertop and accessories are not included.

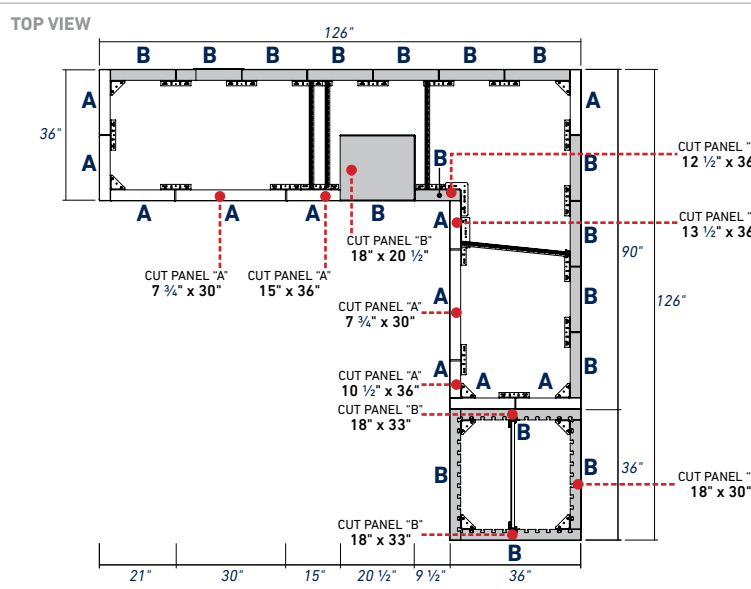
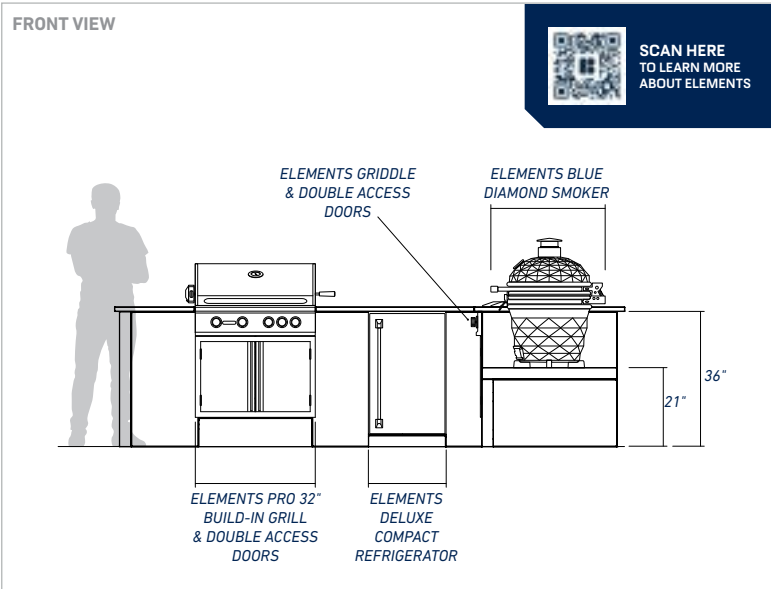
# 37 | Grill, Griddle & Blue Diamond Smoker Corner Island



**REQUIRED PANELS**

	18" x 36" PANEL	12x
	18" x 36" PANEL	18x
	6" x 36" PANEL	0x
	6" x 36" PANEL	0x

**IMPORTANT:** 18 x 36" panels are sold in pair/layer or in full pallet only. 6 x 36" panels are sold per unit or in layer or in full pallet.



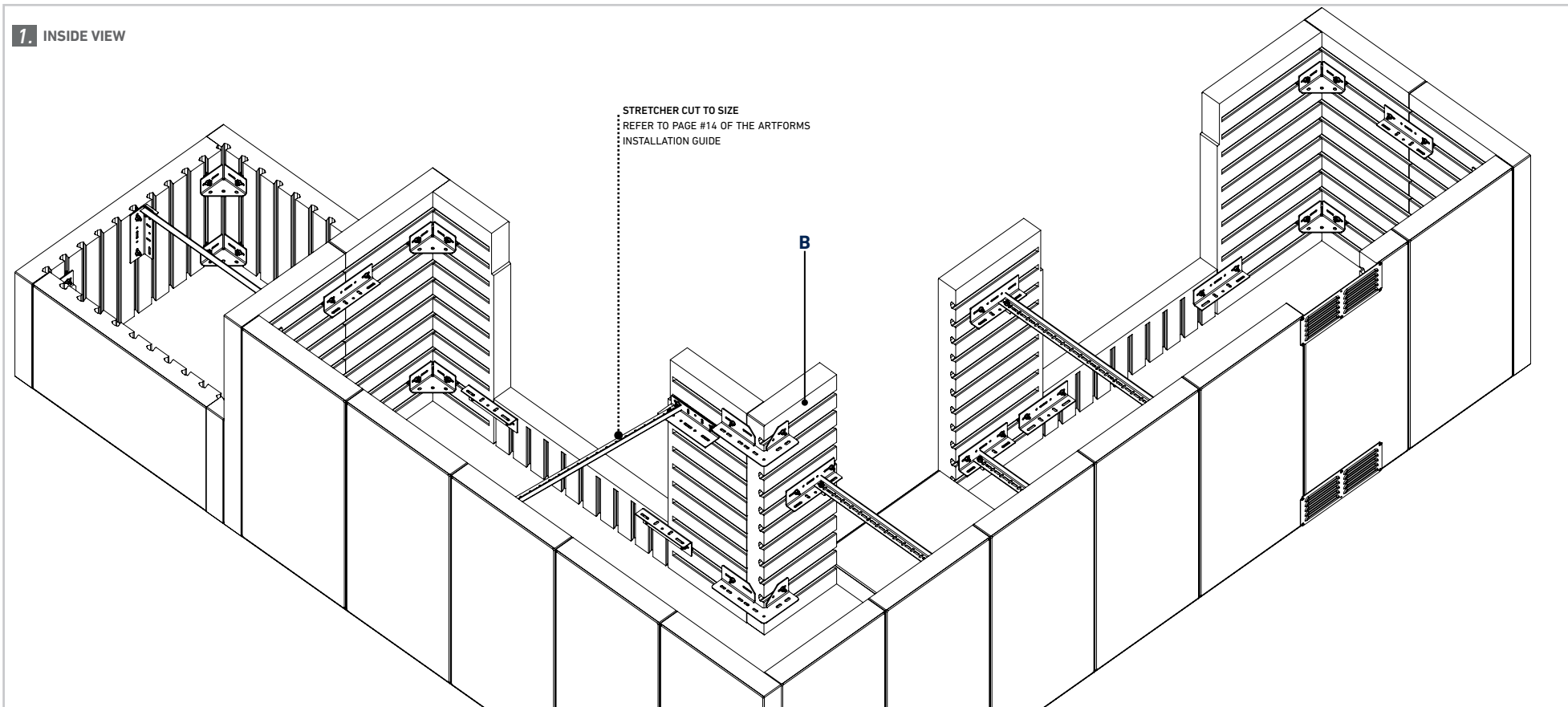
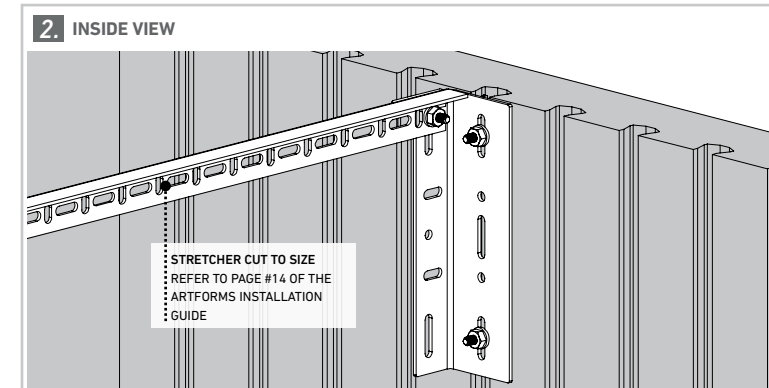
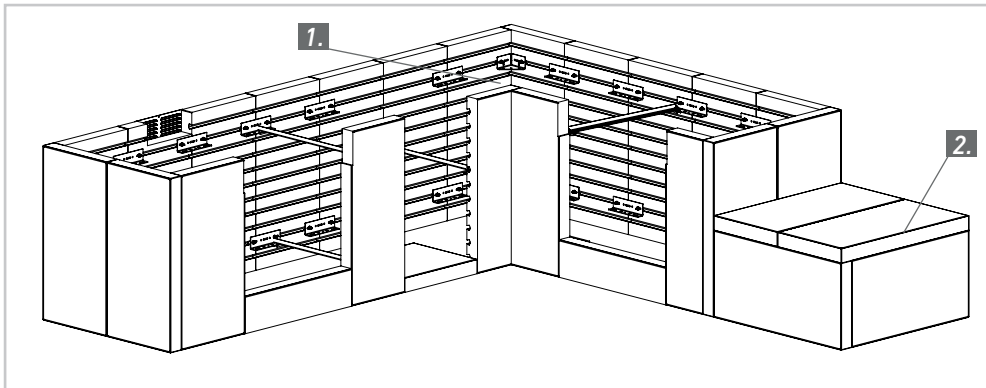
**REQUIRED HARDWARE**

	<b>ANCHOR SLIDE AND NUT</b> <b>118x</b> <i>NOTE:</i> Sold only per box (50 units/box)
	<b>JOINING PLATE</b> <b>34x</b> <i>NOTE:</i> Can be sold per box or per unit (10 units/box)
	<b>OUTER CORNER</b> <b>18x</b> <i>NOTE:</i> Can be sold per box or per unit (10 units/box)
	<b>INNER CORNER</b> <b>2x</b> <i>NOTE:</i> Can be sold per box or per unit (10 units/box)
	<b>STRETCHER</b> <b>5x</b> <i>NOTE:</i> Can be sold per box or per unit (10 units/box)

**IMPORTANT:** It is recommended to follow the BBQ manufacturer's specifications for ventilation and clearances. Belgard is not responsible for the conformity of connections, clearances and ventilation. BBQ, countertop and accessories are not included.

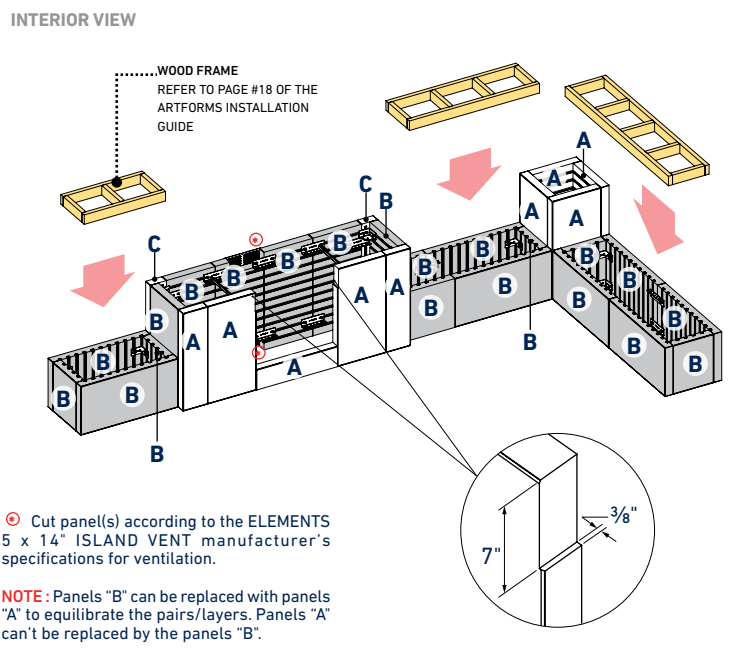
**TOTAL WEIGHT (PANELS & HARDWARE)** **3643 Lbs**

# 37 | Grill, Griddle & Blue Diamond Smoker Corner Island Continued



**IMPORTANT:** It is recommended to follow the BBQ manufacturer's specifications for ventilation and clearances. Belgard is not responsible for the conformity of connections, clearances and ventilation. BBQ, countertop and accessories are not included.

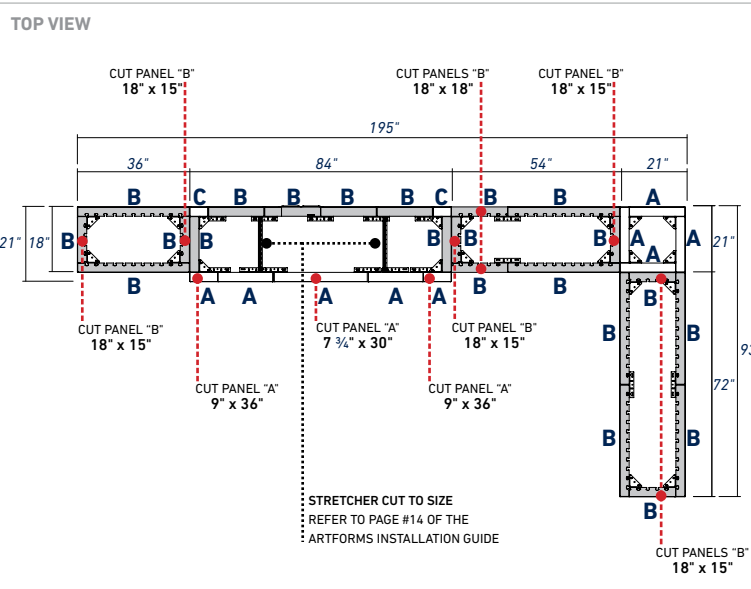
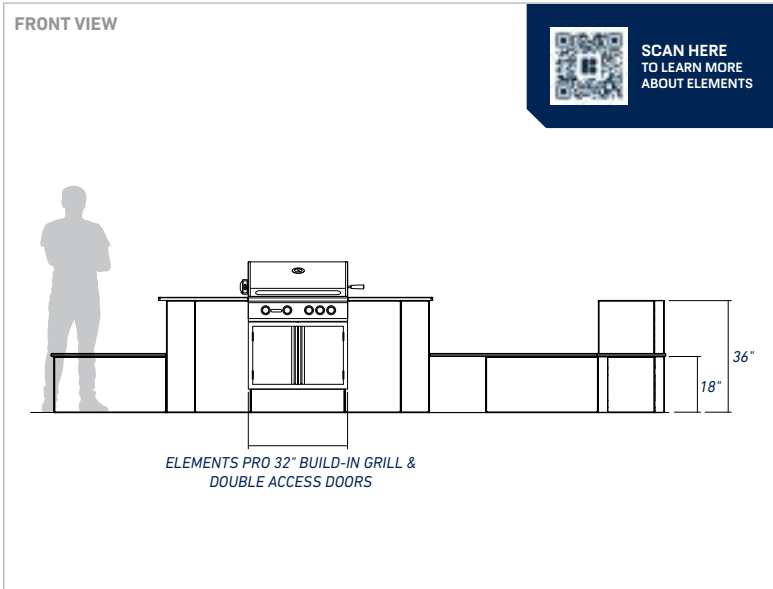
# 38 | Grill Island, Benches & Planter



**REQUIRED PANELS**

	18" x 36" PANEL	9x
	18" x 36" PANEL	18x
	6" x 36" PANEL	2x
	6" x 36" PANEL	0x

**IMPORTANT:** 18 x 36" panels are sold in pair/layer or in full pallet only. 6 x 36" panels are sold per unit or in layer or in full pallet.



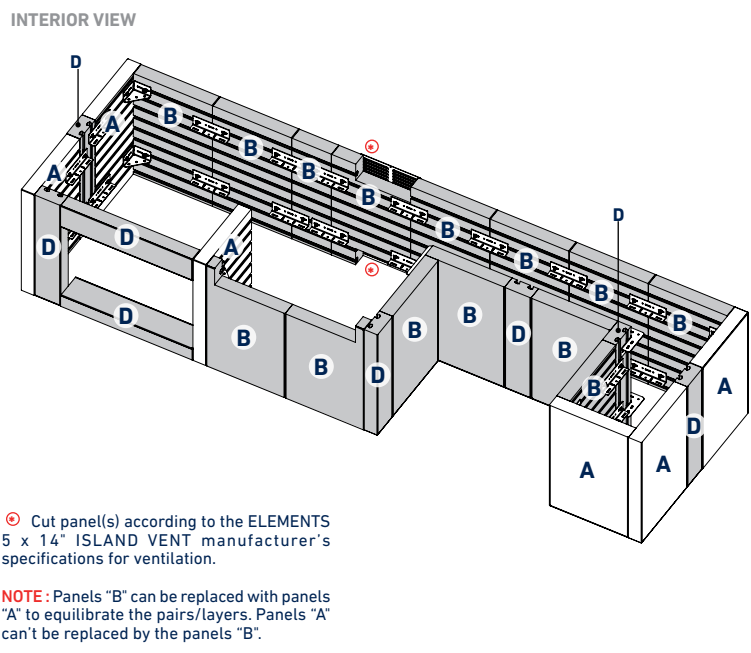
**REQUIRED HARDWARE**

	ANCHOR SLIDE AND NUT <b>NOTE:</b> Sold only per box (50 units/box)	134x
	JOINING PLATE <b>NOTE:</b> Can be sold per box or per unit (10 units/box)	26x
	OUTER CORNER <b>NOTE:</b> Can be sold per box or per unit (10 units/box)	40x
	INNER CORNER <b>NOTE:</b> Can be sold per box or per unit (10 units/box)	0x
	STRETCHER <b>NOTE:</b> Can be sold per box or per unit (10 units/box)	1x

**IMPORTANT:** It is recommended to follow the BBQ manufacturer's specifications for ventilation and clearances. Belgard is not responsible for the conformity of connections, clearances and ventilation. BBQ, countertop and accessories are not included. Refer to page 23 of the ARTFORMS INSTALLATION GUIDE about the installation of geotextile. Contact experts/engineers to validate the base preparation, the drainage, the plants & roots growth/management.

**TOTAL WEIGHT (PANELS & HARDWARE)** **3849 Lbs**

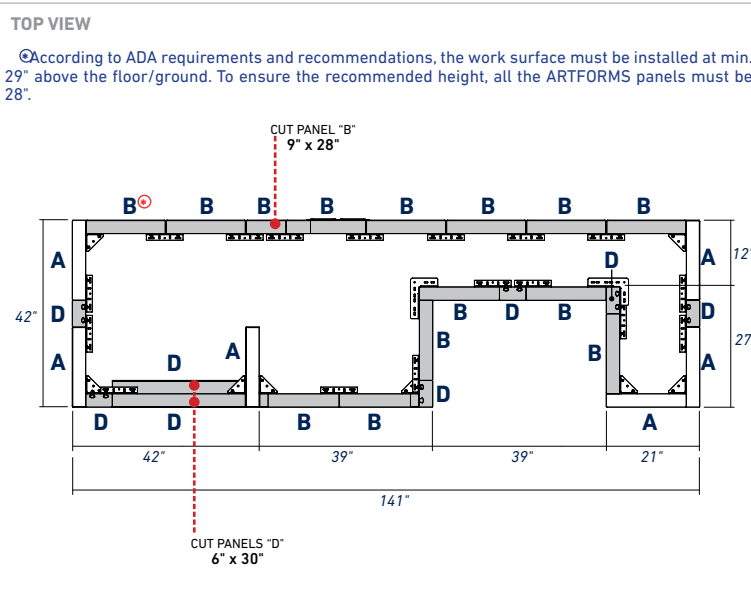
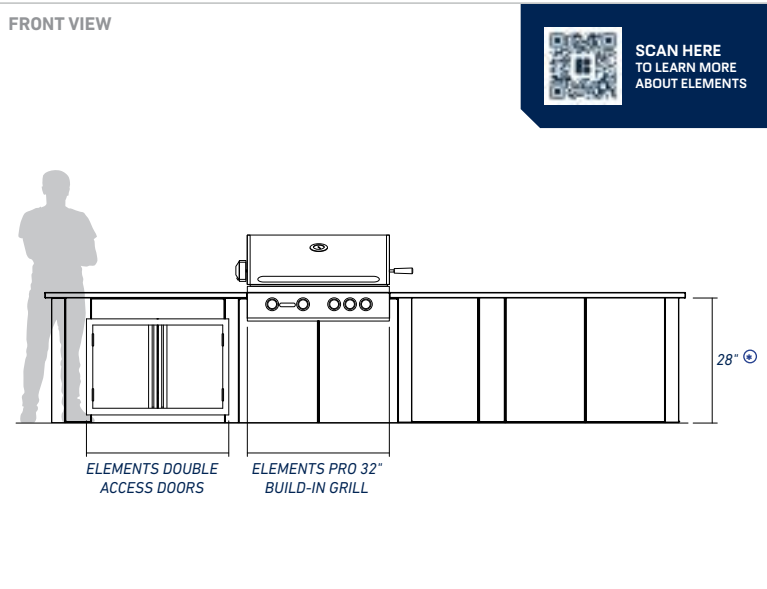
# 39 | ADA Compliant Grill Island



**REQUIRED PANELS**

- CLOSED END**  
**18" x 36" PANEL 6x**
- CLOSED END**  
**18" x 36" PANEL 14x**
- CLOSED END**  
**6" x 36" PANEL 0x**
- CLOSED END**  
**6" x 36" PANEL 8x**

**IMPORTANT:** 18 x 36" panels are sold in pair/layer or in full pallet only. 6 x 36" panels are sold per unit or in layer or in full pallet.



**REQUIRED HARDWARE**

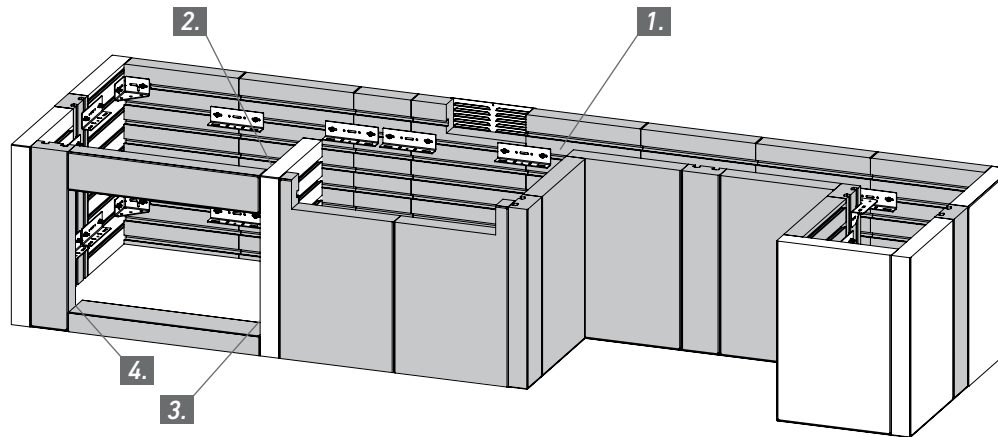
- ANCHOR SLIDE AND NUT 104x**  
**NOTE:** Sold only per box (50 units/box)
- JOINING PLATE 33x**  
**NOTE:** Can be sold per box or per unit (10 units/box)
- OUTER CORNER 15x**  
**NOTE:** Can be sold per box or per unit (10 units/box)
- INNER CORNER 4x**  
**NOTE:** Can be sold per box or per unit (10 units/box)
- STRETCHER 0x**  
**NOTE:** Can be sold per box or per unit (10 units/box)

**IMPORTANT:** Refer to page 23 of the ARTFORMS INSTALLATION GUIDE about the installation of geotextile in planter box. Contact experts/engineers to validate the base preparation, the drainage, the plants & roots growth/management.

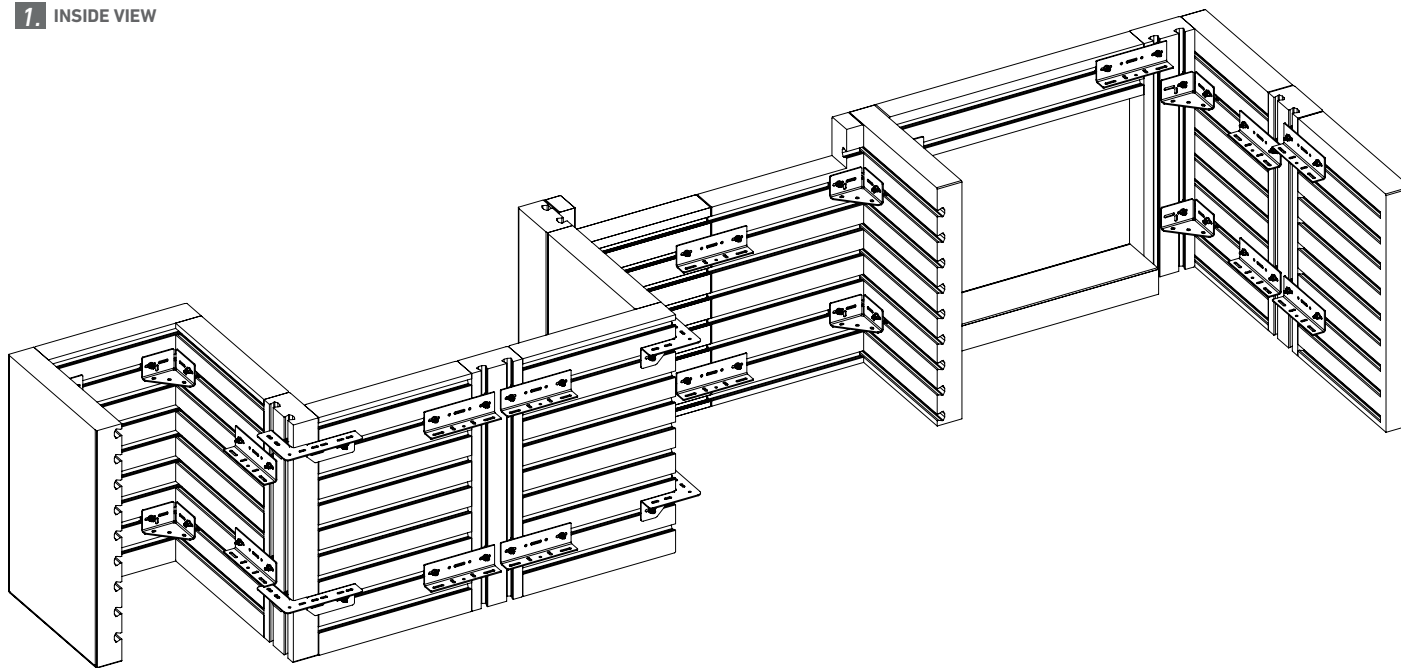
For more details see next page

**TOTAL WEIGHT (PANELS & HARDWARE) 2579 Lbs**

# 39 | ADA Compliant Grill Island Continued

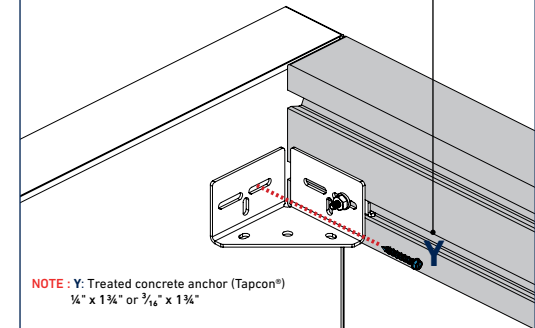


## 1. INSIDE VIEW



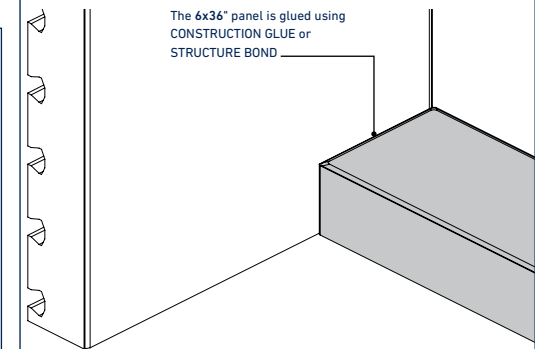
## 2. INSIDE VIEW

Drill concrete panel to install the concrete anchors.



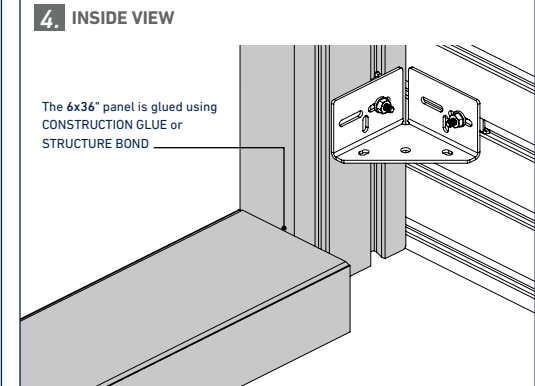
## 3. INSIDE VIEW

The 6x36" panel is glued using  
 CONSTRUCTION GLUE or  
 STRUCTURE BOND



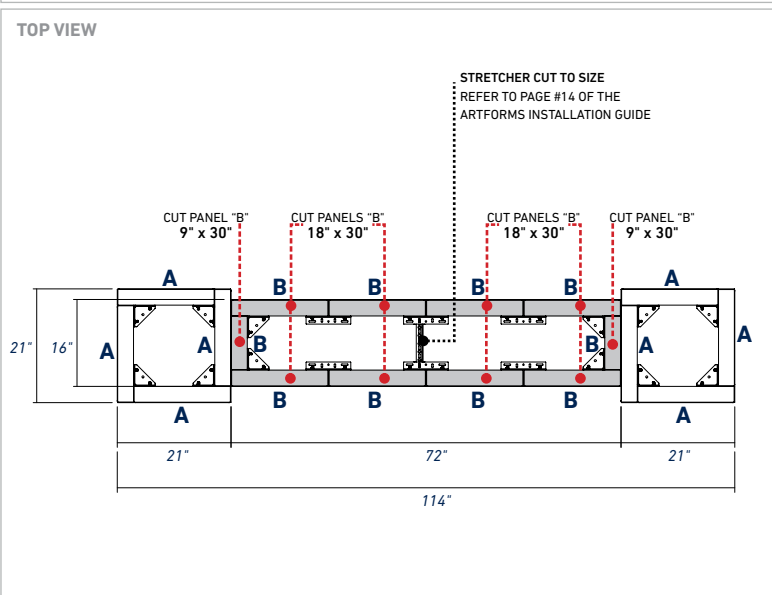
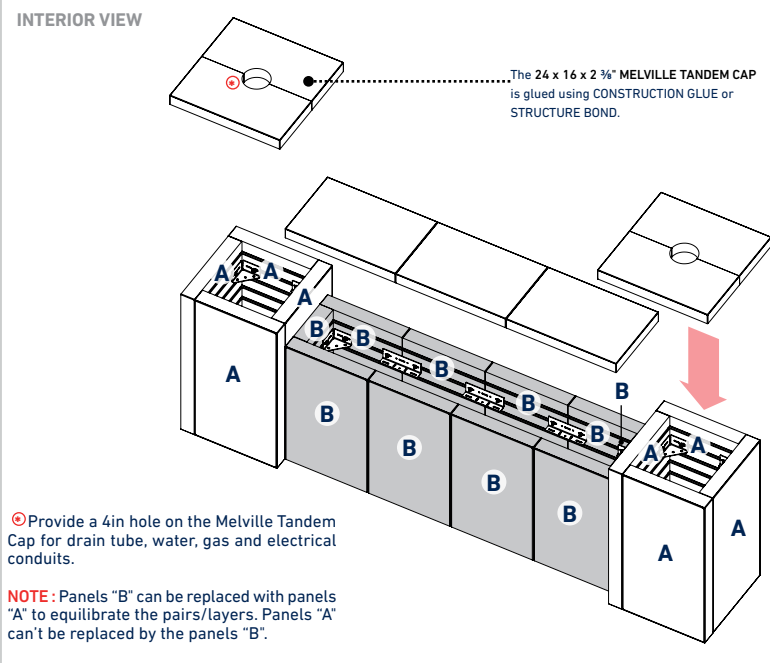
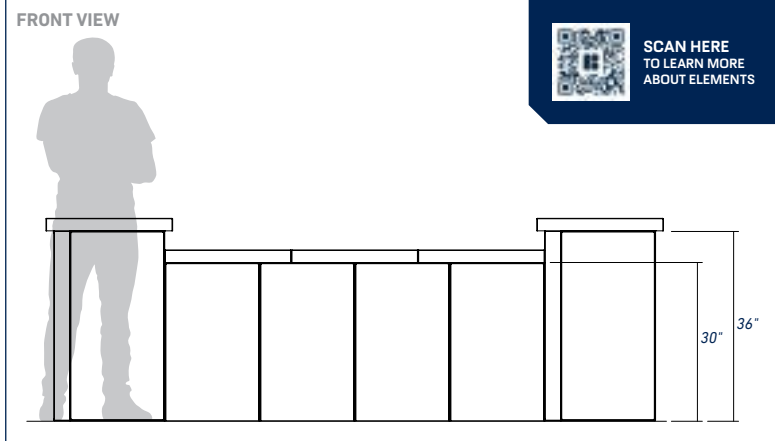
## 4. INSIDE VIEW

The 6x36" panel is glued using  
 CONSTRUCTION GLUE or  
 STRUCTURE BOND



**IMPORTANT:** It is recommended to follow the GRILL manufacturer's specifications for ventilation and clearances. Belgard is not responsible for the conformity of connections, clearances and ventilation. BBQ, countertop and accessories are not included.

# 40 | Fire & Water Bowl Columns



**REQUIRED PANELS**

CLOSED END 18" x 36" PANEL	<b>8x</b>
18" x 36" PANEL	<b>10x</b>
CLOSED END 6" x 36" PANEL	<b>0x</b>
6" x 36" PANEL	<b>0x</b>

**IMPORTANT:** 18 x 36" panels are sold in pair/layer or in full pallet only. 6 x 36" panels are sold per unit or in layer or in full pallet.

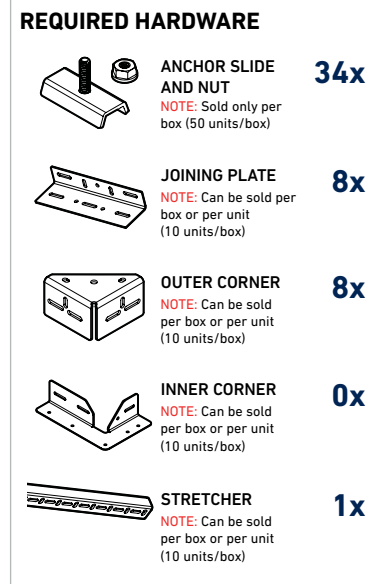
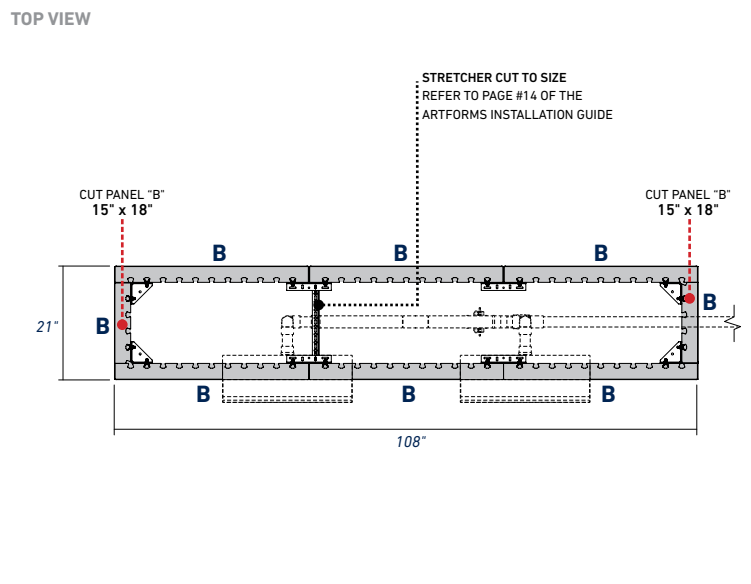
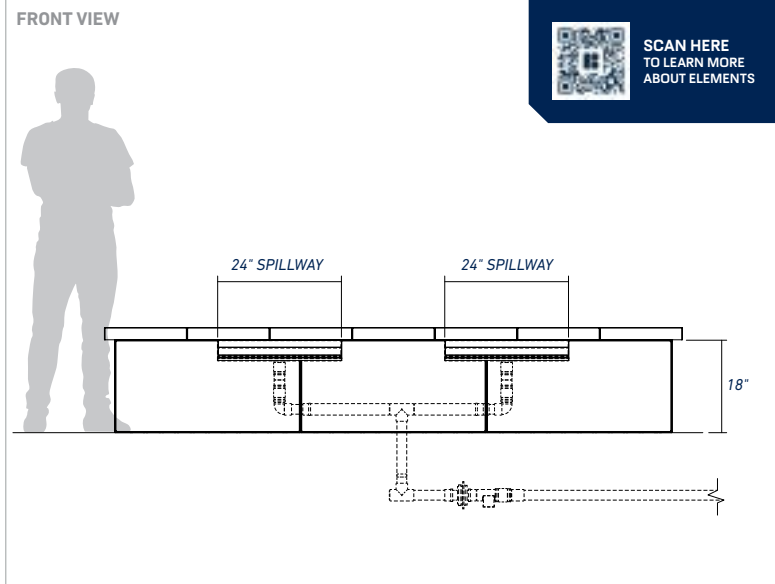
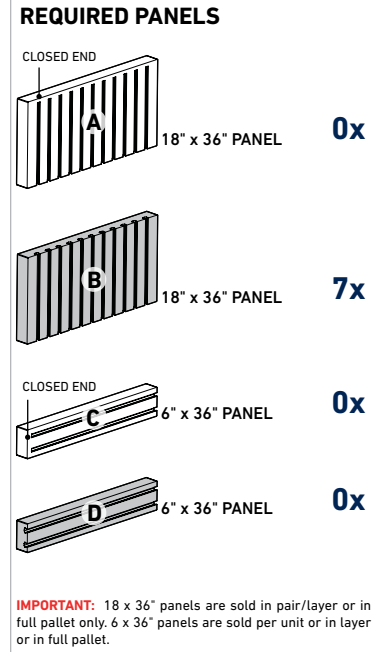
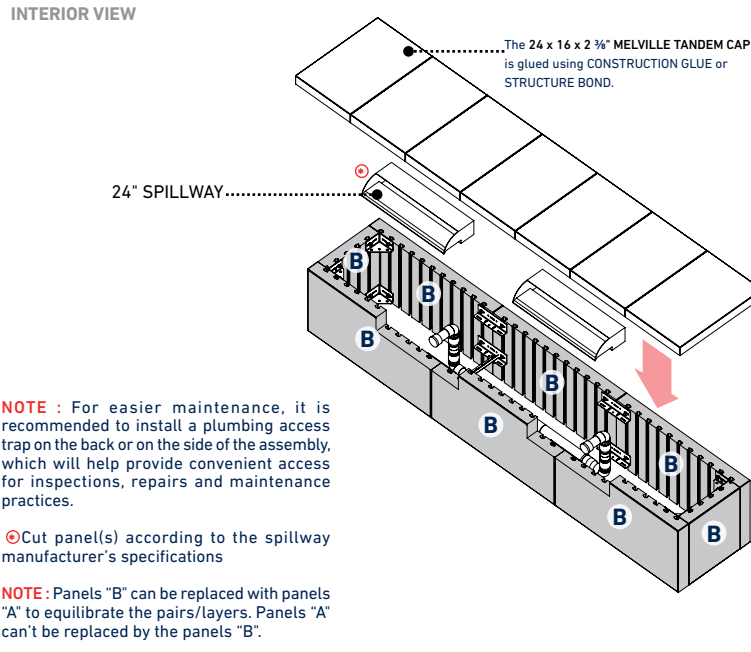
**REQUIRED HARDWARE**

	<b>ANCHOR SLIDE AND NUT</b> <b>74x</b> <i>NOTE:</i> Sold only per box (50 units/box)
	<b>JOINING PLATE</b> <b>12x</b> <i>NOTE:</i> Can be sold per box or per unit (10 units/box)
	<b>OUTER CORNER</b> <b>24x</b> <i>NOTE:</i> Can be sold per box or per unit (10 units/box)
	<b>INNER CORNER</b> <b>0x</b> <i>NOTE:</i> Can be sold per box or per unit (10 units/box)
	<b>STRETCHER</b> <b>1x</b> <i>NOTE:</i> Can be sold per box or per unit (10 units/box)

**IMPORTANT:** It is recommended to follow the Stone Fire and Water Bowl manufacturer's specifications. Belgard is not responsible for the conformity of connections and clearances. Plumbing kit and accessories are not included.

**TOTAL WEIGHT (PANELS & HARDWARE)** **2364 Lbs**

# 41 | Waterfall



**IMPORTANT:** It is recommended to follow the SPILLWAY manufacturer's specifications. Belgard is not responsible for the conformity of connections and clearances. Plumbing kit and accessories are not included.

**TOTAL WEIGHT (PANELS & HARDWARE)** **438 Lbs**

# 42 | Vertical Planter & Waterfall



### INTERIOR VIEW

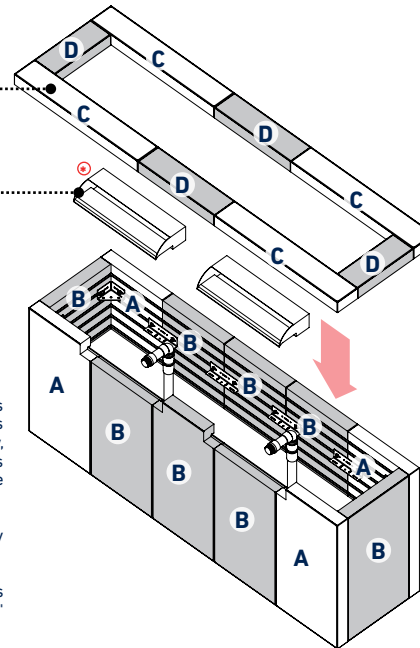
The 6 x 36" PANELS are glued using CONSTRUCTION GLUE or STRUCTURE BOND.

24" SPILLWAY

**NOTE :** For easier maintenance, it is recommended to install a plumbing access trap on the back or on the side of the assembly, which will help provide convenient access for inspections, repairs and maintenance practices.

Ⓢ Cut panel(s) according to the spillway manufacturer's specifications

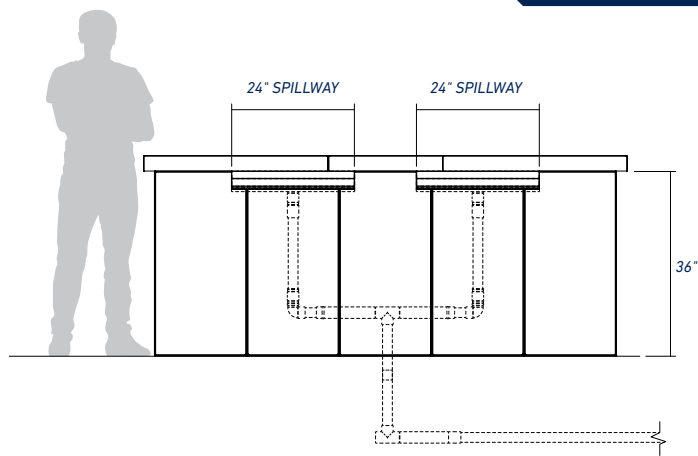
**NOTE :** Panels "B" can be replaced with panels "A" to equilibrate the pairs/layers. Panels "A" can't be replaced by the panels "B".



### FRONT VIEW

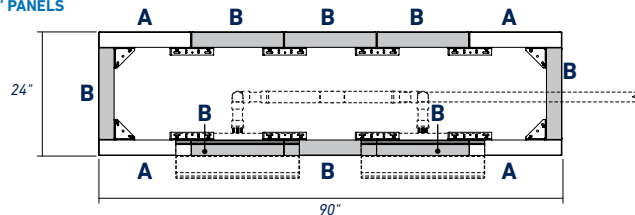


SCAN HERE TO LEARN MORE ABOUT ELEMENTS

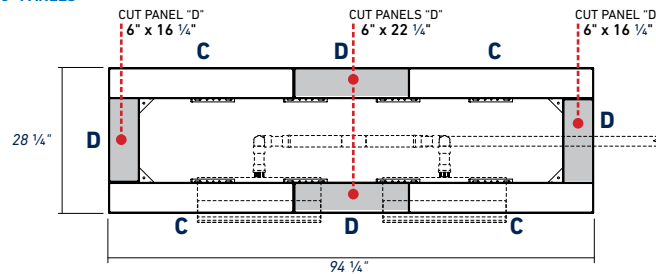


### TOP VIEW

#### 18" x 36" PANELS



#### 6" x 36" PANELS



### REQUIRED PANELS

- CLOSED END 18" x 36" PANEL **4x**
- 18" x 36" PANEL **8x**
- CLOSED END 6" x 36" PANEL **4x**
- 6" x 36" PANEL **4x**

**IMPORTANT:** 18 x 36" panels are sold in pair/layer or in full pallet only. 6 x 36" panels are sold per unit or in layer or in full pallet.

### REQUIRED HARDWARE

- ANCHOR SLIDE AND NUT **56x**  
**NOTE:** Sold only per box (50 units/box)
- JOINING PLATE **16x**  
**NOTE:** Can be sold per box or per unit (10 units/box)
- OUTER CORNER **12x**  
**NOTE:** Can be sold per box or per unit (10 units/box)
- INNER CORNER **0x**  
**NOTE:** Can be sold per box or per unit (10 units/box)
- STRETCHER **0x**  
**NOTE:** Can be sold per box or per unit (10 units/box)

**IMPORTANT:** It is recommended to follow the spillway manufacturer's specifications. Belgard is not responsible for the conformity of connections and clearances. Plumbing kit and accessories are not included.

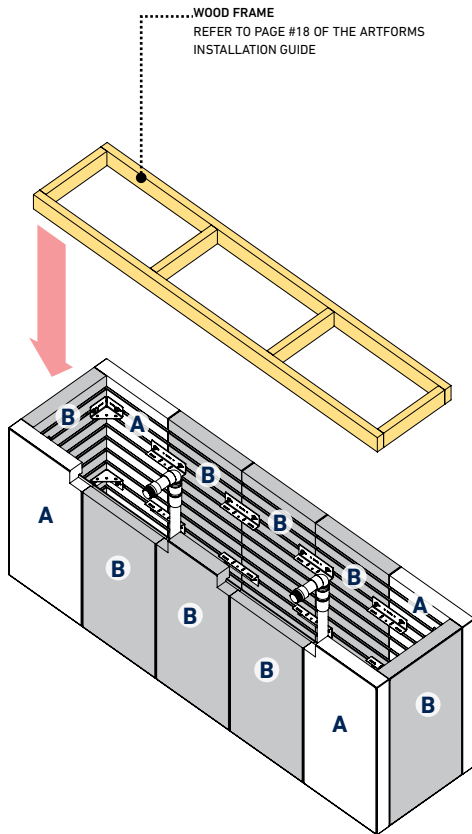
For more details see next page

**TOTAL WEIGHT (PANELS & HARDWARE) 2089 Lbs**

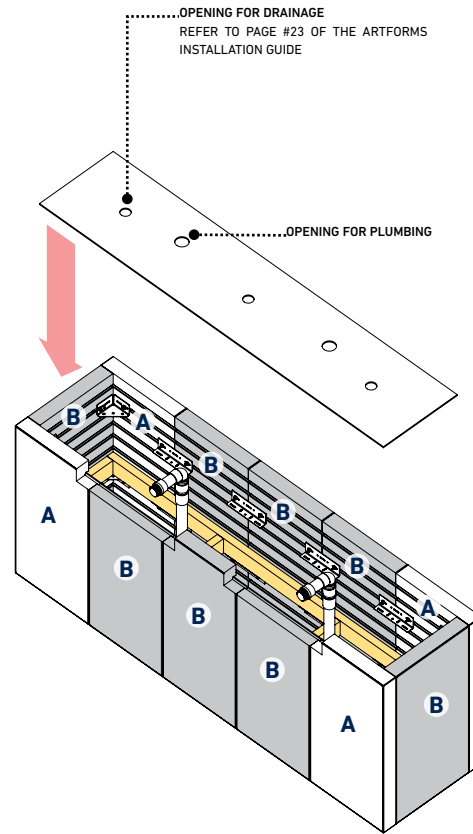
# 42 | Vertical Planter & Waterfall

## EXPLODED VIEW: PLANTER BOX

**1.** The wood frame is sitting directly on the ARTFORMS hardware.

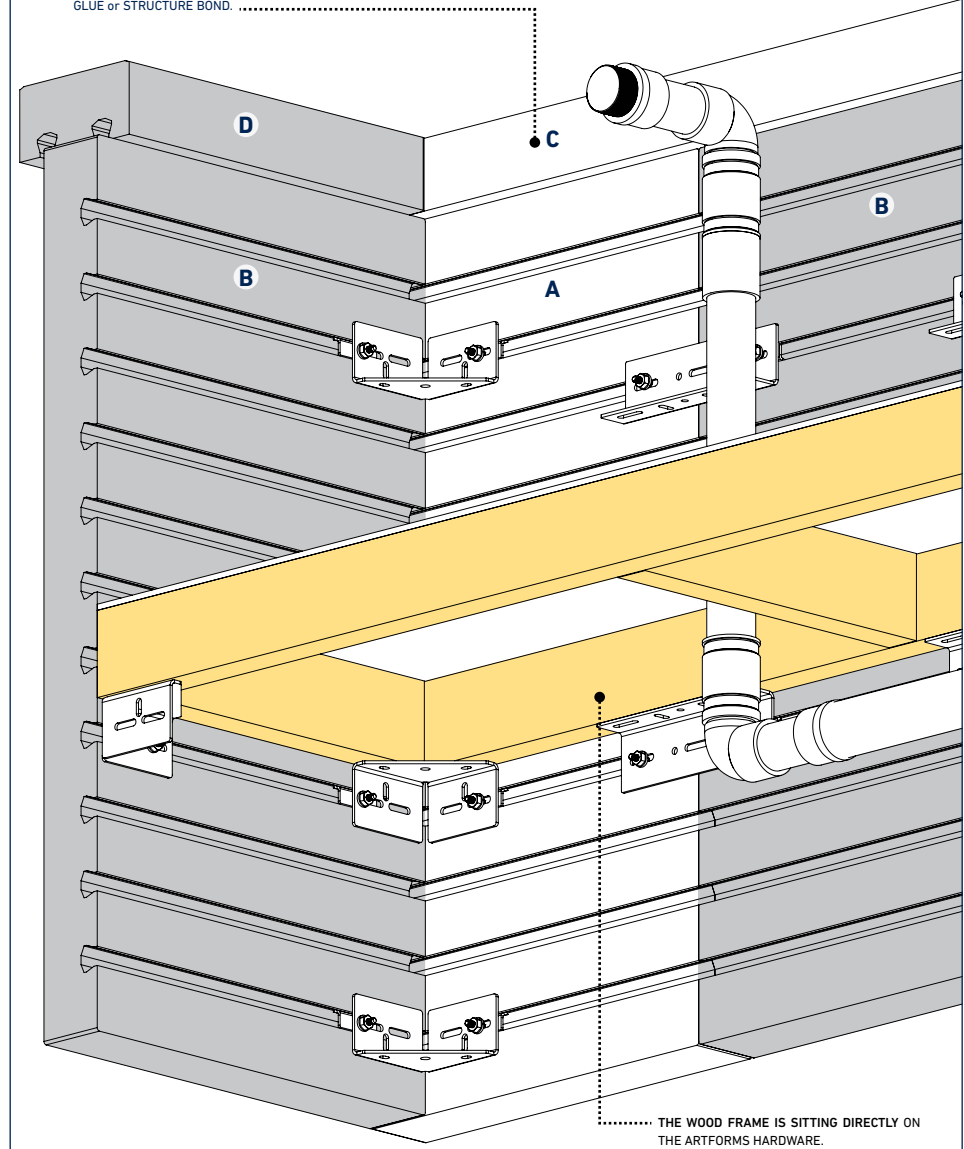


**2.** Fix the panel with opening for drainage on the wood frame

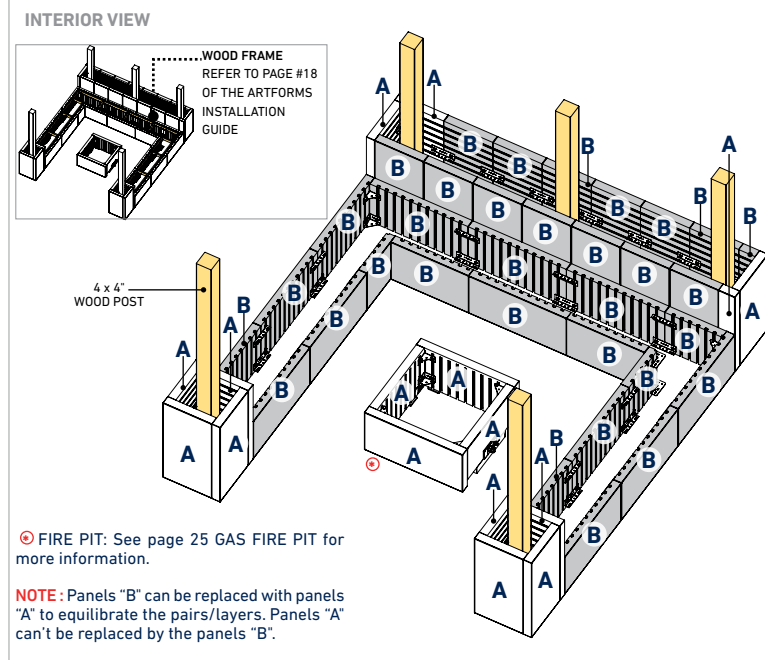


## INTERIOR VIEW

**3.** The 6 x 36" PANELS are glued using CONSTRUCTION GLUE or STRUCTURE BOND.



# 43 | Pergola, Bench, Planters & Fire Pit



**REQUIRED PANELS**

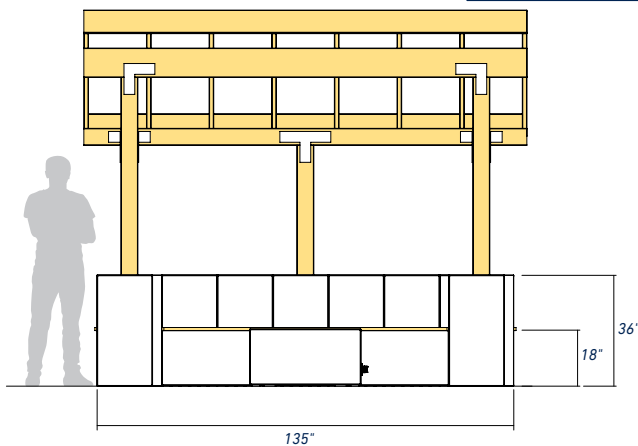
- CLOSED END  
 18" x 36" PANEL **16x**
- 18" x 36" PANEL **34x**
- CLOSED END  
 6" x 36" PANEL **0x**
- 6" x 36" PANEL **0x**

**IMPORTANT:** 18 x 36" panels are sold in pair/layer or in full pallet only. 6 x 36" panels are sold per unit or in layer or in full pallet.

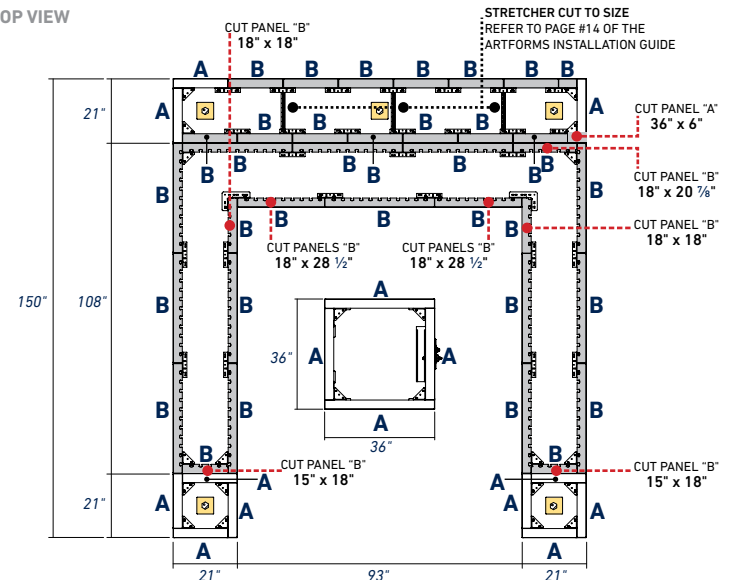
**FRONT VIEW**



SCAN HERE  
TO LEARN MORE  
ABOUT ELEMENTS



**TOP VIEW**



**REQUIRED HARDWARE**

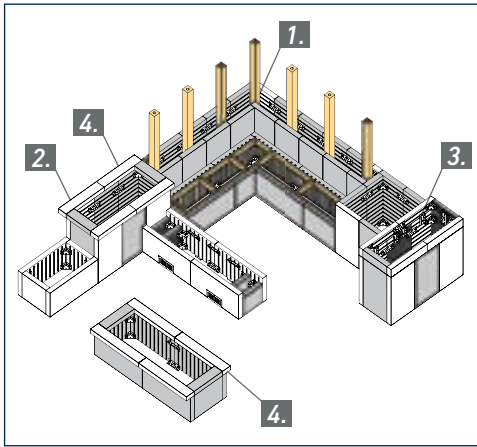
- ANCHOR SLIDE AND NUT** **210x**  
**NOTE:** Sold only per box (50 units/box)
- JOINING PLATE** **54x**  
**NOTE:** Can be sold per box or per unit (10 units/box)
- OUTER CORNER** **44x**  
**NOTE:** Can be sold per box or per unit (10 units/box)
- INNER CORNER** **4x**  
**NOTE:** Can be sold per box or per unit (10 units/box)
- STRETCHER** **2x**  
**NOTE:** Can be sold per box or per unit (10 units/box)

**IMPORTANT:** Other types of hardware (not included) may be required to make these assemblies (wood screws, concrete anchors, etc.). BELGARD is not responsible for any issue regarding other materials, accessories, other types of hardware, etc. We recommend to consulting an expert/engineer to validate installation of the wood posts of pergola.

**TOTAL WEIGHT (PANELS & HARDWARE)** **7004 Lbs**



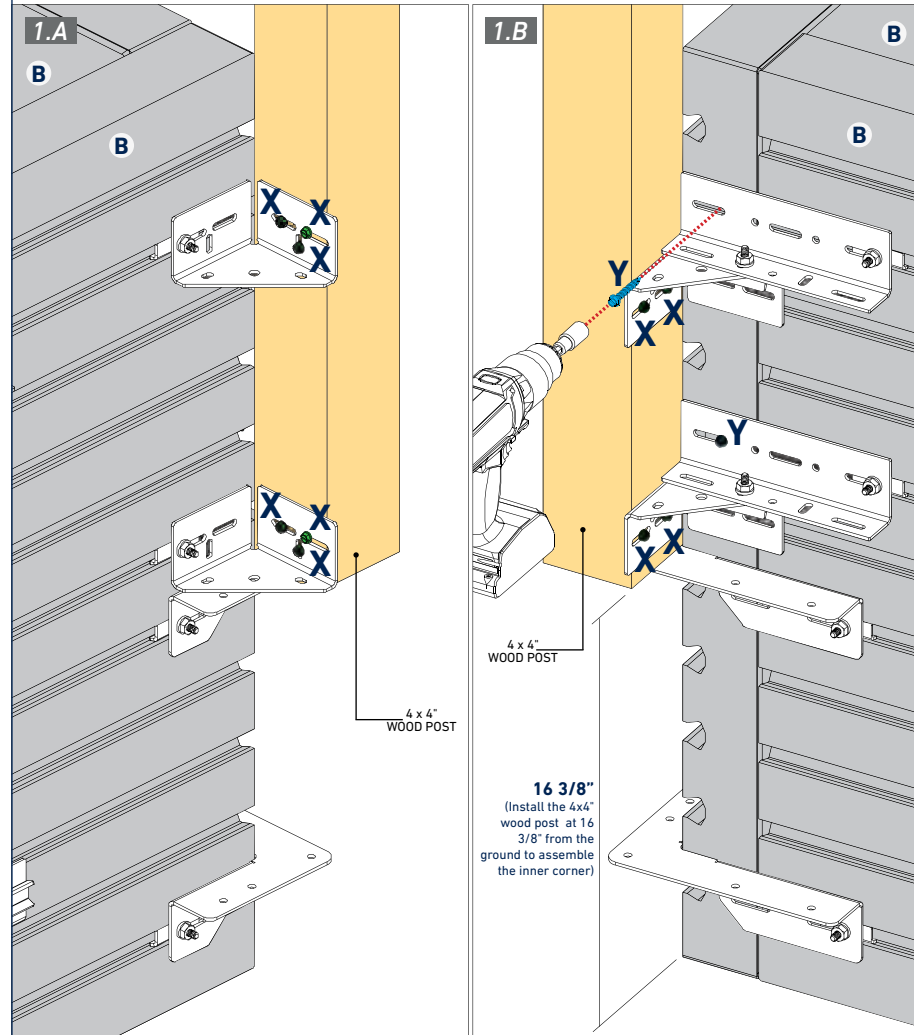
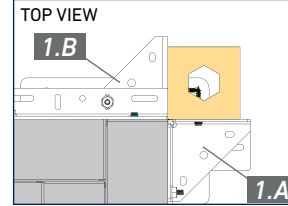
# 44 | Corner Bench, Planters, Counter Island & Fire Pit Continued



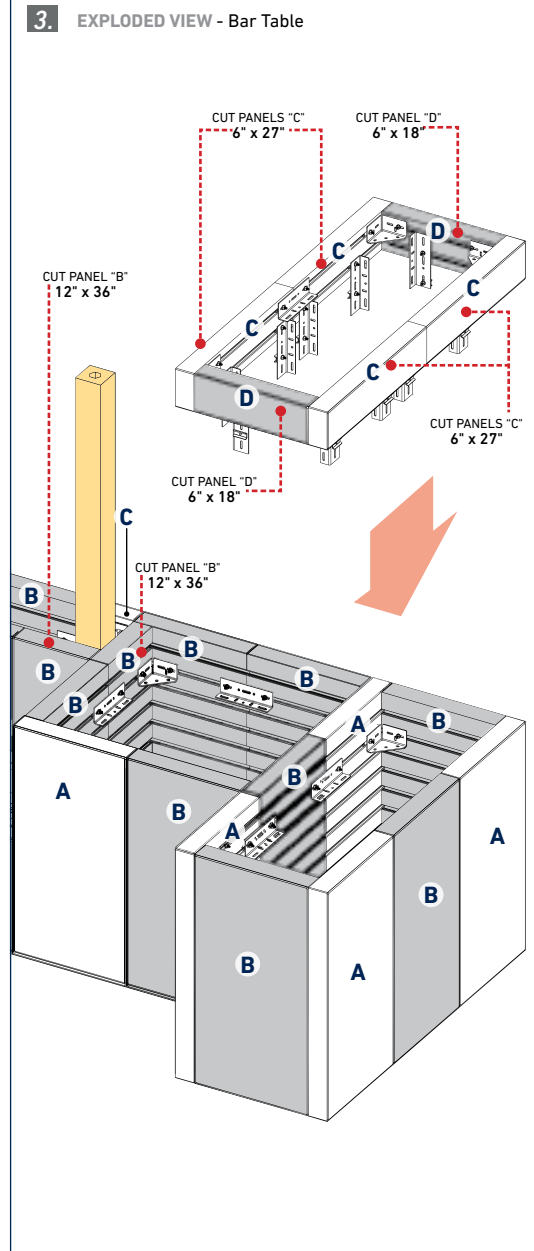
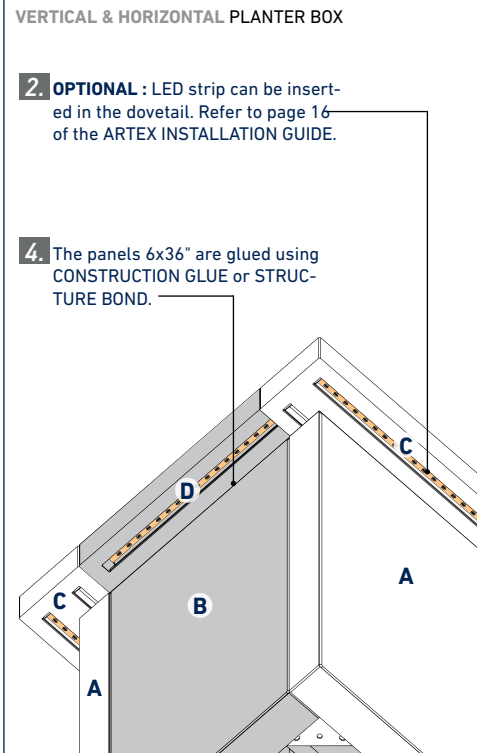
**1.** Drill the concrete panel to install the Concrete Screw Anchors, and the wood post to install the Stainless Steel Screw.

**NOTE:**

- X: Stainless Steel Wood Screw Flat Head #10 x 2½"
- Y: Concrete screw anchor (Tapcon®) ¼" x 1¾" or ⅜" x 1¾"



**16 3/8"**  
(Install the 4x4 wood post at 16 3/8" from the ground to assemble the inner corner)



**IMPORTANT:** Belgard is not responsible for the LED stripes insertions.

# 45 | Floating Steps

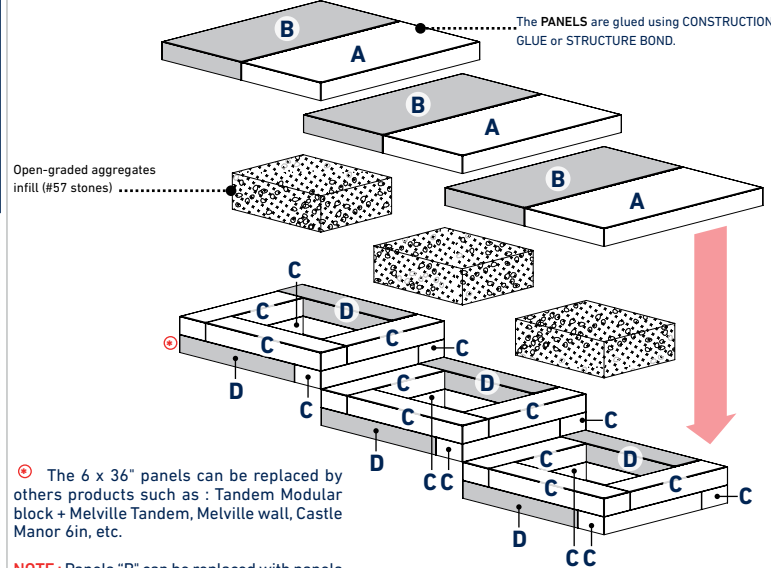
OPTION 1



OPTION 2



INTERIOR VIEW



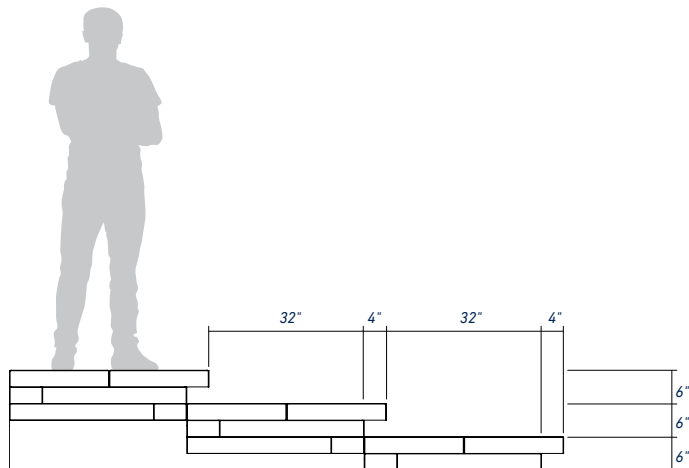
**NOTE:** Panels "B" can be replaced with panels "A" to equilibrate the pairs/layers. Panels "A" can't be replaced by the panels "B".

## REQUIRED PANELS

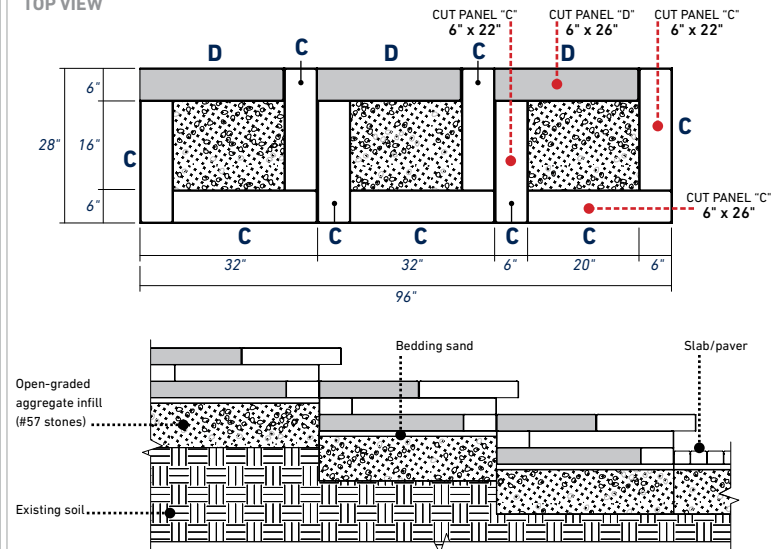
	18" x 36" PANEL	<b>3x</b>
	18" x 36" PANEL	<b>3x</b>
	6" x 36" PANEL	<b>18x</b>
	6" x 36" PANEL	<b>6x</b>

**IMPORTANT:** 18 x 36" panels are sold in pair/layer or in full pallet only. 6 x 36" panels are sold per unit or in layer or in full pallet.

FRONT VIEW



TOP VIEW



## REQUIRED HARDWARE

	<b>ANCHOR SLIDE AND NUT</b> <b>NOTE:</b> Sold only per box (50 units/box)	<b>0x</b>
	<b>JOINING PLATE</b> <b>NOTE:</b> Can be sold per box or per unit (10 units/box)	<b>0x</b>
	<b>OUTER CORNER</b> <b>NOTE:</b> Can be sold per box or per unit (10 units/box)	<b>0x</b>
	<b>INNER CORNER</b> <b>NOTE:</b> Can be sold per box or per unit (10 units/box)	<b>0x</b>
	<b>STRETCHER</b> <b>NOTE:</b> Can be sold per box or per unit (10 units/box)	<b>0x</b>

**TOTAL WEIGHT (PANELS & HARDWARE) 1516 Lbs**

## 45 | Floating Steps Continued



*For more details see next page*

## 45 | Floating Steps Continued



*For more details see next page*

## 45 | Floating Steps Continued



LED strip can be added on the bottom of the panels. Refer to page 16 of the ARTFORMS INSTALLATION GUIDE.

**IMPORTANT:** Belgard is not responsible for the LED stripes insertions.

# MORE INSPIRATION

ARTFORMS™ | MODULAR PANEL SYSTEM



## Roof Top



## Roof Top



## Terrace



## Waterfall



## Grill Island



## Grill Island



## Bench & Planters



## Bench & Planters



## Bench & Planters



## Bench & Planters



## Vertical Tree Box



## Tree Box & Bench



## Bench & Planters



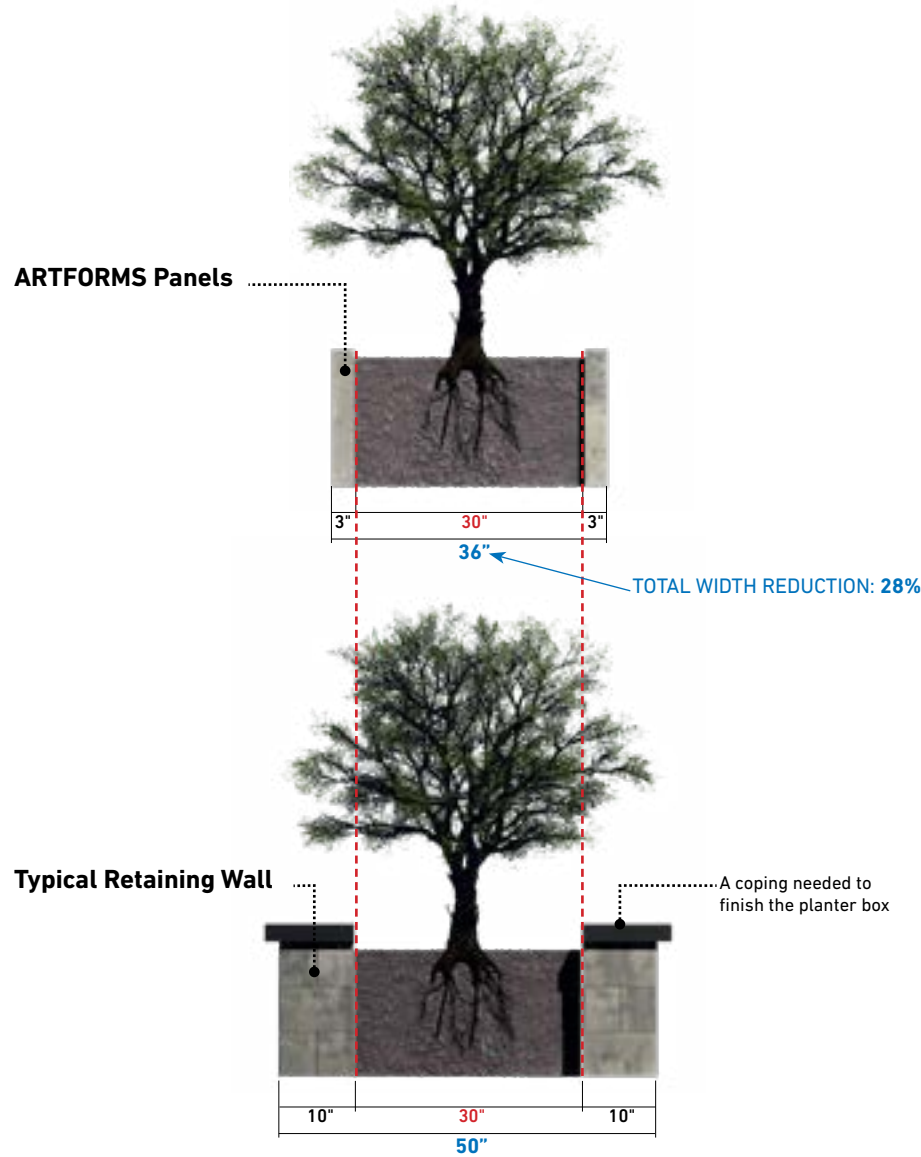
## Edger



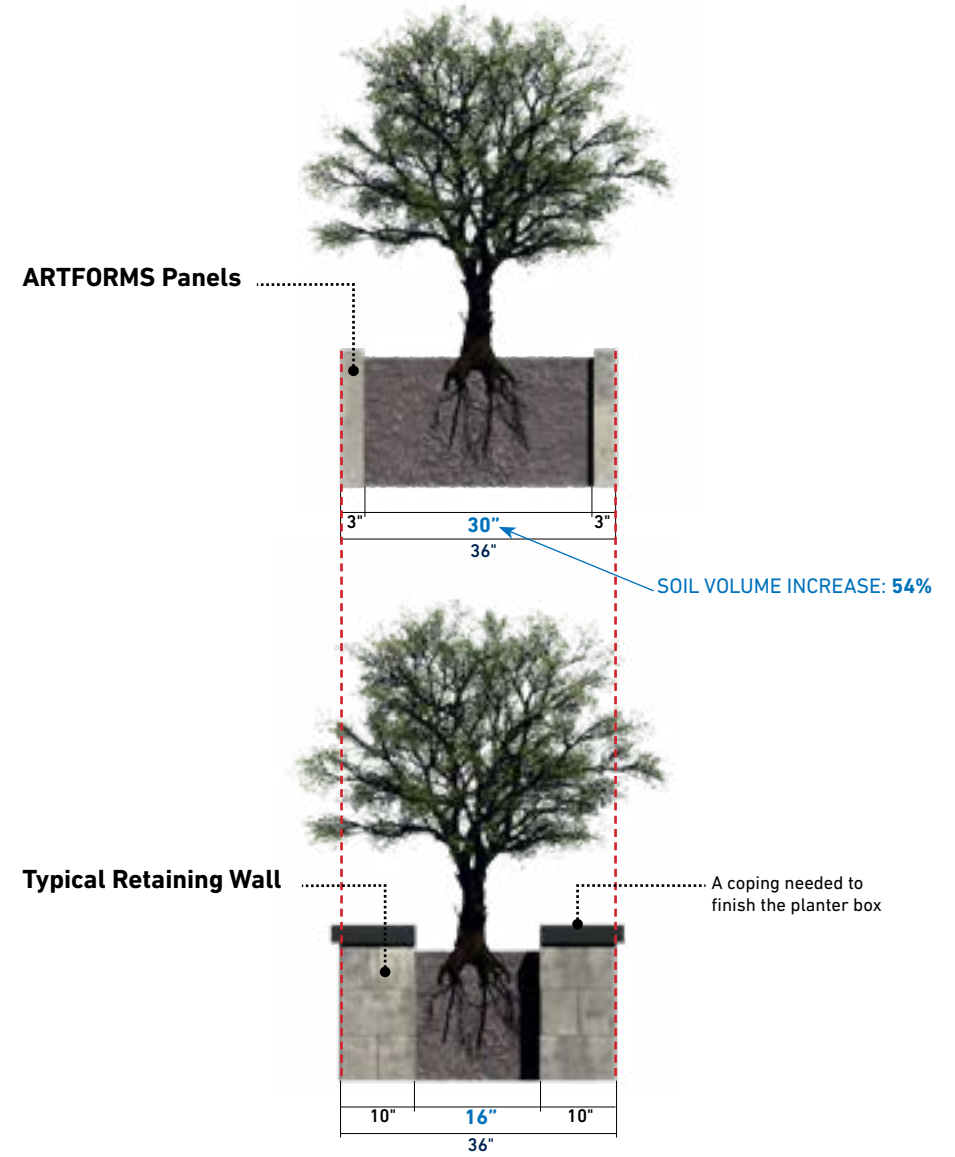
**NOTE :** Use 6"x36" panels to create this edger/planter box.

# Artforms Planter Box Advantages Over Retaining Wall

## OPTION 1: AIMING FOR MAXIMAL INFILL WIDTH




## OPTION 2: AIMING FOR MINIMAL PLANTER WIDTH



**NOTE :** Panels "B" can be replaced with panels "A" to equilibrate the pairs/layers. Panels "A" can't be replaced by the panels "B".

# General Dimensions for Planter/Tree Boxes



## Additional Information

**ARTFORMS INSTALLATION GUIDE**

**ARTFORMS LANDING PAGE**



**ARTFORMS CALCULATOR FORM**

**FIND YOUR SALES REP**

# BELGARD®

AN OLDCASTLE® APG OUTDOOR BRAND

**BELGARD.COM**

© 2026 Oldcastle® APG, Inc. All Rights Reserved. BEL26-D-705550 | Revised 05/2026

