


BELGARD®

Pro Consultation Guide



WHY PROS CHOOSE BELGARD

QUALITY

Belgard pavers and walls are engineered for long-term performance and beauty to reduce call-backs. Every product is backed by a transferable limited lifetime warranty, giving your customers confidence in your work.

SERVICE

Belgard and the Oldcastle APG family of brands deliver national scale with local manufacturing, distribution and field support. With more than 150 locations, we help keep product available, projects on schedule and jobsites supplied.

EXPERTISE

For over 25 years, Belgard has led the hardscape category with proven installation standards and training. Our Belgard Authorized Contractors and certified installers are backed with technical support and resources from takeoff to final walkthrough.

INNOVATION

Belgard invests over 20,000 R&D hours each year to develop new hardscape systems, textures and installation solutions that help you work faster and build better spaces. Our products set performance standards and keep your offering ahead of trends.

DESIGN

Belgard design tools, pattern libraries and visualization resources help you show customers what's possible and sell more complete outdoor living projects. From simple patios to complex multi-level spaces, our portfolio supports your client's vision.




TABLE OF CONTENTS

FIND YOUR
BELGARD
SALES REP
[Beldgard.com/FindMyRep](http://Belgard.com/FindMyRep)



PRODUCT
INSTALLATION
GUIDES
Beldgard.com/InstallGuide



4

SHAPE YOUR PLAN

- 6** Space Planning
- 8** Style Trends
- 10** Color
- 12** Patterns & Scale
- 13** Texture
- 14** Define with Walls
- 16** Quality Assurance



20

PAVERS

- 20** Belgian Cobble®
- 22** Brooklyn™
- 24** Cambridge Cobble®
- 26** Charlestone™
- 28-39** Dimensions™ 3-Piece
- 40** Dimensions™ Paver
- 42** Dimensions™ Plank
- 44** Dimensions™ Antiqued
- 46-49** Dimensions™ Slab
- 50** Eco Dublin®
- 52-55** Empire™
- 56** Holland Stone
- 58-63** Origins™ 3-Piece
- 64** Papyrus™
- 66** Travertino™
- 68** Turfstone™



70

PORCELAIN

- 70** Glocal
- 72** Noon
- 74** November
- 76** Quarziti 2.0
- 78** Travertini
- 80** Unico 2.0



82

WALLS

- 82** Diamond® 9D
- 84** Diamond Pro® Air Straight
- 86** Diamond Pro® Air Smooth
- 88** Easton Stone™
- 90** Melville™ Wall
- 92** Weston Stone™



94

COPING, CAPS, EDGERS & STEPS

- 94** Modena Coping
- 96** Marina™ Coping
- 98** Landings™



100

KITCHENS & FIRE FEATURES

- 100** Artforms™ Modular Panel System
- 102** Bordeaux™ Series
- 104** Melville™ Series
- 106** Melville™ Fire Pit
- 108** Weston Stone™ Fire Pit Kit
- 110** Fire & Kitchen Accessories



112

RESOURCES

- 114-115** Color Overview
- 116-117** Paver Technologies
- 118-119** Maintenance & Protection
- 120-121** Contractor Programs
- 122-123** Online Resources
- 124-131** Laying Patterns



Walkways

Poolsapes

Outdoor
Kitchens

YOUR EXPERTISE, THEIR DREAM SPACE

EXPLORE

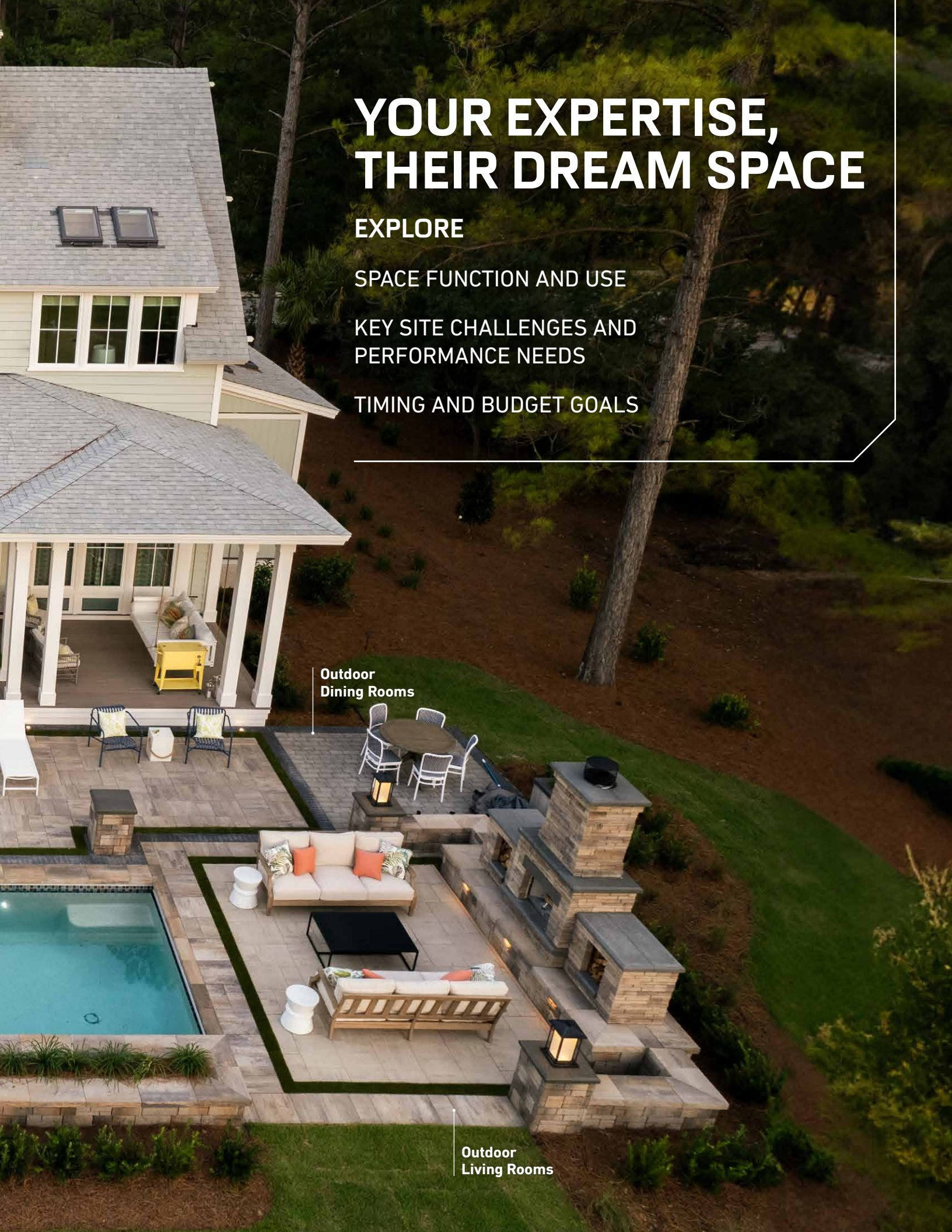
SPACE FUNCTION AND USE

KEY SITE CHALLENGES AND
PERFORMANCE NEEDS

TIMING AND BUDGET GOALS

Outdoor
Dining Rooms

Outdoor
Living Rooms



BUILD FOR LIFESTYLE

DESIGNS FOR EVERY BUDGET

Help homeowners choose the right outdoor design by uncovering priorities before showing products. Use these prompts to guide the discussion and simplify their decision-making.



Entertainment-Ready Retreat

BEST FOR:

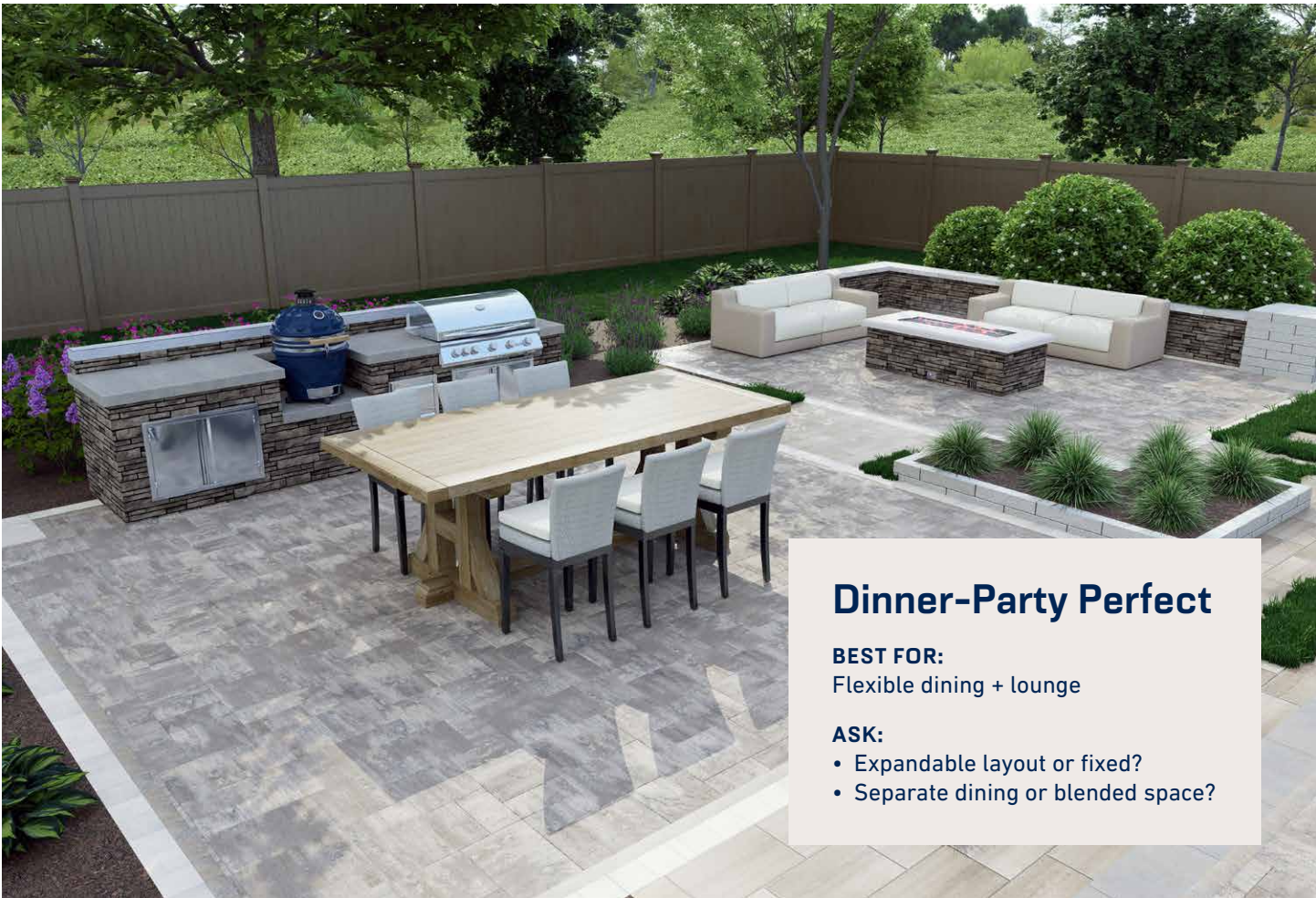
Big gatherings, outdoor cooking

ASK:

- Which feature is most important—fireplace, kitchen, or seating?
- Phase upgrades or build all at once?

Pro Tip

Position yourself as a long-term partner, not just a one-time installer. Offer seasonal maintenance and upgrade packages.



Dinner-Party Perfect

BEST FOR:
Flexible dining + lounge

- ASK:**
- Expandable layout or fixed?
 - Separate dining or blended space?



The Simple Life

BEST FOR:
Budget-friendly, low maintenance

- ASK:**
- Speed or customization?
 - Keep it simple or allow for growth?


Pro Tip

Modular pavers save time on design and installation and make expansions simpler.

DESIGN FOR STYLE

FIND THEIR PERFECT OUTDOOR STYLE

Help homeowners choose a look that fits their lifestyle and home. They've defined how they'll use the space and set a budget—now guide them toward a style that feels right.




Mega-Arbel, Origins 12, Landings Step & Artforms

Rustic Retreat

Natural textures and earthy tones for a cozy, organic feel.

ASK:

- Do you want the space to feel relaxed and connected to nature?
- Would rugged stone or wood accents complement your home?



Holland Stone



Dimensions 12 & Belgian Cobble



Charlestone

Refined Tradition


Classic patterns and rich tones for timeless elegance.

ASK:


- Do you prefer a formal, polished look?
- Are symmetry and pattern important to you?



Brooklyn, Weston Stone & Marina Coping



Dimensions 18 with Dimensions Border



Quarziti 2.0 & Artforms Fire Pit with Quarziti 2.0 Veneers

Modern Minimalism

Clean lines and smooth textures for a sleek, contemporary vibe.

ASK:

- Do you want an open, uncluttered space?
- Would large-format pavers or neutral tones fit your vision?

THE ART OF DESIGN


MAKE YOUR STATEMENT WITH COLOR

You've defined the space and chosen a style—now let's pick colors that bring it all together. By guiding them through color choices, you can elevate curb appeal and create designs that complement their home's style.



Solid Shades

Offer a clean, cohesive look that simplifies design decisions. Solid shades provide a timeless foundation, making landscaping and décor stand out effortlessly.



Monochromatic

Suggest a sleek, unified palette for homeowners who prefer understated elegance. Monochromatic designs highlight textures and patterns without overwhelming the space.



Contrasts

Encourage bold combinations for homeowners seeking visual interest. Contrasting colors define spaces, highlight features, and create a dynamic, eye-catching design.




Cool Blends

Introduce refreshing, modern tones that bring a sense of calm to outdoor spaces. Cool blends work well for contemporary styles, adding subtle sophistication homeowners will love.



Warm Tones

Warm tones create inviting, comfortable environments. They pair perfectly with natural elements and greenery, giving outdoor living areas a grounded, welcoming feel.



Mix & Match

Show how mixing colors and textures can personalize a space. This approach allows homeowners to create unique transitions between areas and express their individual style.

UNLOCKING FLEXIBILITY & FLOW

MODULAR SIZES. ENDLESS PATTERNS.


Show homeowners how size and layout choices transform the look and feel of their space—and how **modular** systems make it easy to customize now and expand later.




Dimensions Slab 24 x 36

Design Smarter: Scale + Pattern That Sell


- **Size Sets the Tone:** Big slabs create a modern, open feel, smaller units add detail and intimacy.
- **Pattern Adds Personality:** Straight lines feel calm, angled layouts bring energy.
- **Infinite Possibilities:** Mix sizes and patterns for custom designs now—and easy expansion later.




Dimensions 3 x 12




Origins & Dimensions Slab



Origins & Dimensions Slab



Empire & Dimensions Slab




Charlestone & Dimensions Slab

DESIGN YOU CAN FEEL

THE POWER OF TEXTURE

Texture is one of the most powerful tools in hardscape design, adding both personality and traction underfoot. Mix textures to balance interest, play with light and shadow, and create spaces that are both safe and inviting.



Betair Wall 2.0 with Marina Coping, Dimensions Paver & Origins 18



Papyrus Artforms


Layer in Vertical Texture

Consider pairing complementary textures across pavers and walls for a cohesive look, or contrast finishes to create visual depth and distinction between horizontal and vertical surfaces.

Smooth



Slate / Textured



Tumbled / Antiqued



Artisan



STRUCTURE & STYLE

WALLS THAT DEFINE SPACES

Walls do more than hold back soil—they shape how homeowners live outdoors. By creating boundaries, levels, and zones, walls turn ordinary yards into organized, functional, and inviting spaces.

Freestanding Walls

DEFINE ZONES. CREATE FLOW.

Carve out distinct areas for dining, lounging, or entertaining, turning open yards into organized, livable spaces.

Garden Walls

FRAME BEDS. POLISH LANDSCAPES.

Add structure to flower beds and planters for a clean, polished look that makes maintenance easier and landscaping more enjoyable.



Freestanding Wall Featuring Melville Wall



Freestanding / Retaining Wall Combo
Featuring Ashlar Tandem

Retaining Walls

TURN SLOPES INTO SPACES.

Transform steep grades into usable terraces for patios, gardens, or driveways, unlocking functional square footage.

Tiered Walls

LAYERED DESIGN. MAXIMUM USE.

Add depth, dimension and versatility with multilevel spaces that include plantings, seating and transitions.

Plan with Purpose

Before choosing a wall product, consider what it needs to do—hold back soil, create levels, or simply add style. Function determines the right design.



Tiered Retaining Wall Featuring Diamond Pro Air

Smart Strength for Every Landscape

DIAMOND PRO® AIR

Engineered for performance and designed for elegance, Diamond Pro Air walls offer multiple textures and colors to fit any style. Lightweight, easy-to-handle blocks speed up installation, saving time and labor, and maximize usable space without compromising durability.




Retaining walls over 4 feet in height should be designed by a qualified engineer.

HOW IT'S MADE

CRAFTSMANSHIP BACKED BY INNOVATION

QUALITY FOR LIFE

Belgard has taken the artistry of handcrafted stone to a higher level. Through research and innovation, we've developed a deep understanding of how to make modern, best-in-class hardscape products that fit the lifestyle of today's homeowners and commercial developments, while still honoring the artisans of old.



RESEARCH & DEVELOPMENT



QUALITY ASSURANCE

INTENTIONAL AT EVERY STEP

Every step of our manufacturing process incorporates rigorous research, testing and quality assurance. Whether our teams are designing a new surface texture, validating a color formula, or inspecting finished product for defects, we demand the highest quality from each of our facilities across North America. We believe in creating world-class building products that stand the test of time.

DESIGN WITH CONFIDENCE

REQUEST COLOR SWATCHES ONLINE

Planning your project just got easier!
Visit the **product page** on **Belgard.com**
to request high-resolution color swatches.
It's quick, simple, and helps you make
informed design decisions.



Belgard.com/Products



Lifetime Coverage That Works as Hard as You Do.

- Transferable warranty
- Timely investigations
- Added peace of mind with lifetime coverage for homeowners



**REGISTER AN
INSTALLATION**

Belgard.com/Warranty



Melville Wall and Dimensions Slab



SHOP THE PRODUCTS

STYLISH, PERFORMANCE-DRIVEN
OPTIONS FOR SMART DESIGNS
AND SMOOTH INSTALLS

BELGIAN COBBLE®

Paver | 60mm

Emulating stones found lining a mountain creek bed, this multi-piece system can be installed as a permeable system and has seven unique shapes to create natural random patterns and picturesque settings.



DRIVEWAY APPROVED



PERMEABLE APPLICATION

PALLET INFORMATION

	BELGIAN COBBLE®	SQFT/ PALLET	UNITS/ LAYER	SQFT/ LAYER	LAYER/ PALLET	WEIGHT/ PALLET
60MM	Variable x 2¾	68	-	-	-	1640

SHAPES & SIZES

60MM



Variable x 2¾



BOURBON



MIDNIGHT



PEARL

LEARN MORE

View the product page on Belgard.com for more information



TECHNICAL SPECS

- Seven unique shapes create a random pattern
- Ideal for patios, walkways, accents, borders and residential driveways
- Can be installed as either a standard or permeable system
- Larger joints allow for permeable pavement installation with site-specific engineering and proper base, bedding and joint aggregate material
- Techniseal polymeric jointing sand is recommended for non-permeable applications

QUALITY FOR LIFE

Every step of our manufacturing process incorporates rigorous research, testing and quality assurance. We demand the highest quality from each of our facilities across North America. We believe in creating world class building products that stand the test of time. See our lifetime warranty at Belgard.com/Warranty

Due to the natural materials in our products, colors may vary from those shown on the cut sheet. We recommend viewing actual product samples to ensure the perfect color and finish for each project.

BROOKLYN™

Paver | 60mm

This paver's warm, weathered stone appearance and texture delivers a timeless look enriched with DuraFusion Technology for enhanced texture, color and wear-resistance.



MODULAR SIZING



DURAFUSION TECHNOLOGY



DRIVEWAY APPROVED



ACCESSIBLE SURFACE

PALLET INFORMATION

BROOKLYN™		SQFT/ PALLET	UNITS/ LAYER	SQFT/ LAYER	LAYER/ PALLET	WEIGHT/ PALLET
60MM	3 x 9 x 2 ³ / ₈	103.13	550	10.31	10	2805

SHAPES & SIZES

60MM



3 x 9 x 2³/₈




BOURBON 



MIDNIGHT 



ROSEWOOD 

LEARN MORE

View the product page on [Belgard.com](https://www.belgard.com) for more information



TECHNICAL SPECS

- True 3" increments for simplified design, quoting and ordering
- Compatible with all modular paver lines—look for Modular Sizing icon
- Modular dimensions reduce cuts, installation time, and waste
- Modular compatibility allows more creative pattern options
- Maximized pallet layout for jobsite efficiencies
- Ideal for walkways, patios, borders, accents and residential driveways
- Can be used to construct ADA-compliant pavement



DuraFusion™ Technology

A bold, vibrant finish with a smoother, tighter texture

QUALITY FOR LIFE


Every step of our manufacturing process incorporates rigorous research, testing and quality assurance. We demand the highest quality from each of our facilities across North America. We believe in creating world class building products that stand the test of time. See our lifetime warranty at [Belgard.com/Warranty](https://www.belgard.com/Warranty)

Due to the natural materials in our products, colors may vary from those shown on the cut sheet. We recommend viewing actual product samples to ensure the perfect color and finish for each project.

CAMBRIDGE COBBLE®

Paver | 60mm

Gently rounded corners and a domed pillow-top surface provide clean lines and a classic architectural appearance.



PALLET INFORMATION

CAMBRIDGE COBBLE®		SQFT/ PALLET	UNITS/ LAYER	SQFT/ LAYER	LAYER/ PALLET	WEIGHT/ PALLET
3-PIECE	3 x 6 x 2 ³ / ₈	20	-	4	10	3120
	6 x 6 x 2 ³ / ₈	40	-	4		
	6 x 9 x 2 ³ / ₈	60	-	6		

SHAPES & SIZES

3-PIECE





CHARCOAL



DANVILLE BEIGE



FOSSIL BEIGE



LUEDERS GRAY



RIO

LEARN MORE

View the product page on [Belgard.com](https://www.belgard.com) for more information



TECHNICAL SPECS

- Can be used to construct an ADA-compliant pavement
- Classic style perfectly suited for almost any aesthetic and application
- Ideal for patios, walkways, pool decks and residential vehicular applications

QUALITY FOR LIFE

Every step of our manufacturing process incorporates rigorous research, testing and quality assurance. We demand the highest quality from each of our facilities across North America. We believe in creating world class building products that stand the test of time. See our lifetime warranty at [Belgard.com/Warranty](https://www.belgard.com/Warranty)

Due to the natural materials in our products, colors may vary from those shown on the cut sheet. We recommend viewing actual product samples to ensure the perfect color and finish for each project.

CHARLESTONE™

3-Piece Paver | 60mm

Designed to evoke the charm of early American streets, this system mimics the historical elegance of weathered, hand-cobbled stone.



MODULAR
SIZING



DRIVEWAY
APPROVED



MECHANICAL
INSTALL

PALLET INFORMATION

CHARLESTONE™		SQFT/ PALLET	UNITS/ LAYER	SQFT/ LAYER	LAYER/ PALLET	WEIGHT/ PALLET
3-PIECE MODULAR 60MM	6 x 6 x 2 ³ / ₈	103.9	-	-	10	2909
	6 x 9 x 2 ³ / ₈			-		
	6 x 12 x 2 ³ / ₈			-		

SHAPES & SIZES

3-PIECE MODULAR | 60MM



6 x 6 x 2³/₈



6 x 9 x 2³/₈



6 x 12 x 2³/₈



IRON BAY



MIDNIGHT

LEARN MORE

View the product page on [Belgard.com](https://www.belgard.com) for more information



TECHNICAL SPECS

- True 3" increments for simplified design, quoting and ordering
- Compatible with all modular paver lines—look for Modular Sizing icon
- Modular dimensions reduce cuts, installation time, and waste
- Modular compatibility allows more creative pattern options
- Maximized pallet layout for jobsite efficiencies
- Pallet optimized for both mechanical and manual installation
- Particularly ideal for residential driveways and walkways

QUALITY FOR LIFE

Every step of our manufacturing process incorporates rigorous research, testing and quality assurance. We demand the highest quality from each of our facilities across North America. We believe in creating world class building products that stand the test of time. See our lifetime warranty at [Belgard.com/Warranty](https://www.belgard.com/Warranty)

Due to the natural materials in our products, colors may vary from those shown on the cut sheet. We recommend viewing actual product samples to ensure the perfect color and finish for each project.

DIMENSIONS™ 6

3-Piece System | 30mm

Versatility meets contemporary design with this multi-piece, modular system that features a smooth face, clean lines and a thickness ideal for small patios and walkways or for overlaying sound concrete.

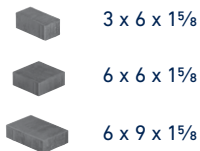


PALLET INFORMATION

DIMENSIONS™ 3-PIECE		SQFT/ PALLET	UNITS/ LAYER	SQFT/ LAYER	LAYER/ PALLET	WEIGHT/ PALLET
DIMENSIONS 6	3 x 6 x 1 5/8	120	16	12	10	1700
	6 x 6 x 1 5/8		16			
	6 x 9 x 1 5/8		16			

SHAPES & SIZES

DIMENSIONS 6





DANVILLE BEIGE



LUEDERS GRAY




SCANDINA GRAY

LEARN MORE

View the product page on [Belgard.com](https://www.belgard.com) for more information



PALLET LAYOUT



- True 3" increments for simplified design, quoting and ordering
- Compatible with all modular paver lines—look for Modular Sizing icon
- Modular dimensions reduce cuts, installation time, and waste
- Modular compatibility allows more creative pattern options
- Maximized pallet layout for jobsite efficiencies
- Ideal for walkways and patios
- 30mm size can be used to overlay sound concrete and is acceptable for driveways when used as an overlay
- Surface and micro-chamfer are ADA-compliant and minimize wheelchair vibration

QUALITY FOR LIFE

Every step of our manufacturing process incorporates rigorous research, testing and quality assurance. We demand the highest quality from each of our facilities across North America. We believe in creating world class building products that stand the test of time. See our lifetime warranty at [Belgard.com/Warranty](https://www.belgard.com/Warranty)

Due to the natural materials in our products, colors may vary from those shown on the cut sheet. We recommend viewing actual product samples to ensure the perfect color and finish for each project.

DIMENSIONS™ 6

3-Piece System | 60mm

Contemporary design meets traditional appeal with a smooth face and crisp, clean lines that pair well with any architectural style.

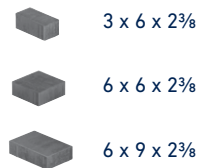


PALLET INFORMATION

DIMENSIONS™ 3-PIECE		SQFT/ PALLET	UNITS/ LAYER	SQFT/ LAYER	LAYER/ PALLET	WEIGHT/ PALLET
DIMENSIONS 6 60MM	3 x 6 x 2 ³ / ₈	120	16	12	10	3230
	6 x 6 x 2 ³ / ₈		16			
	6 x 9 x 2 ³ / ₈		16			

SHAPES & SIZES

DIMENSIONS 6 | 60MM





DANVILLE BEIGE



HICKORY



LUEDERS GRAY



SCANDINA GRAY



SEPIA




SHADED GRAY

LEARN MORE

View the product page on [Beldgard.com](http://Belgard.com) for more information



PALLET LAYOUT



TECHNICAL SPECS

- True 3" increments for simplified design, quoting and ordering
- Compatible with all modular paver lines—look for Modular Sizing icon
- Modular dimensions reduce cuts, installation time, and waste
- Modular compatibility allows more creative pattern options
- Maximized pallet layout for jobsite efficiencies
- Ideal for patios, walkways and residential vehicular applications
- Surface and micro-chamfer are ADA-compliant and minimize wheelchair vibration

QUALITY FOR LIFE


Every step of our manufacturing process incorporates rigorous research, testing and quality assurance. We demand the highest quality from each of our facilities across North America. We believe in creating world class building products that stand the test of time. See our lifetime warranty at Belgard.com/Warranty

Due to the natural materials in our products, colors may vary from those shown on the cut sheet. We recommend viewing actual product samples to ensure the perfect color and finish for each project.

DIMENSIONS™ 12

3-Piece System | 60mm

With the contemporary elegance to complement a variety of architectural styles, this paver's smooth face and crisp, clean lines are enriched with DuraFusion Technology for enhanced color, texture and wear-resistance.



PALLET INFORMATION

DIMENSIONS™ 3-PIECE		SQFT/ PALLET	UNITS/ LAYER	SQFT/ LAYER	LAYER/ PALLET	WEIGHT/ PALLET
DIMENSIONS 12 60MM	6 x 12 x 2 ³ / ₈	120	4	12	10	3264
	12 x 12 x 2 ³ / ₈		4			
	12 x 18 x 2 ³ / ₈		4			

SHAPES & SIZES

DIMENSIONS 12 | 60MM

-  6 x 12 x 2³/₈
-  12 x 12 x 2³/₈
-  12 x 18 x 2³/₈



HICKORY 



SCANDINA GRAY 



SEPIA 



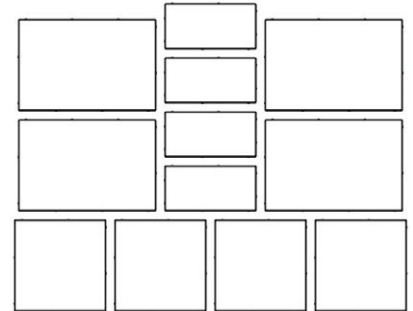
SHADED GRAY 

LEARN MORE

View the product page on Belgard.com for more information




PALLET LAYOUT



TECHNICAL SPECS

- True 3" increments for simplified design, quoting and ordering
- Compatible with all modular paver lines—look for Modular Sizing icon
- Modular dimensions reduce cuts, installation time, and waste
- Modular compatibility allows more creative pattern options
- Maximized pallet layout for jobsite efficiencies
- Ideal for patios, walkways and pool decks
- Surface and micro-chamfer are ADA-compliant and minimize wheelchair vibration

 **DuraFusion™ Technology**
A bold, vibrant finish with a smoother, tighter texture

QUALITY FOR LIFE


Every step of our manufacturing process incorporates rigorous research, testing and quality assurance. We demand the highest quality from each of our facilities across North America. We believe in creating world class building products that stand the test of time. See our lifetime warranty at Belgard.com/Warranty

Due to the natural materials in our products, colors may vary from those shown on the cut sheet. We recommend viewing actual product samples to ensure the perfect color and finish for each project.

DIMENSIONS™ 12

3-Piece System | 60mm

The smooth face and crisp, clean lines feature a larger format size to provide contemporary elegance that complements a variety of architectural styles.



MODULAR
SIZING



ACCESSIBLE
SURFACE

PALLET INFORMATION

DIMENSIONS™ 3-PIECE		SQFT/ PALLET	UNITS/ LAYER	SQFT/ LAYER	LAYER/ PALLET	WEIGHT/ PALLET
DIMENSIONS 12 60MM	6 x 12 x 2 ³ / ₈	120	4	12	10	3264
	12 x 12 x 2 ³ / ₈		4			
	12 x 18 x 2 ³ / ₈		4			

SHAPES & SIZES

DIMENSIONS 12 | 60MM

 6 x 12 x 2³/₈

 12 x 12 x 2³/₈

 12 x 18 x 2³/₈



DANVILLE BEIGE



LUEDERS GRAY



SCANDINA GRAY



SEPIA



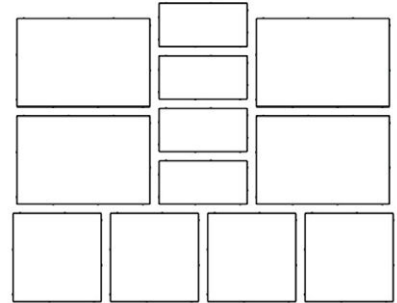
SHADED GRAY

LEARN MORE

View the product page on [Belgard.com](https://www.belgard.com) for more information



PALLET LAYOUT



TECHNICAL SPECS

- True 3" increments for simplified design, quoting and ordering
- Compatible with all modular paver lines—look for Modular Sizing icon
- Modular dimensions reduce cuts, installation time, and waste
- Modular compatibility allows more creative pattern options
- Maximized pallet layout for jobsite efficiencies
- Ideal for patios, walkways and pool decks
- Can be used to construct ADA-compliant pavement

QUALITY FOR LIFE

Every step of our manufacturing process incorporates rigorous research, testing and quality assurance. We demand the highest quality from each of our facilities across North America. We believe in creating world class building products that stand the test of time. See our lifetime warranty at [Belgard.com/Warranty](https://www.belgard.com/Warranty)

Due to the natural materials in our products, colors may vary from those shown on the cut sheet. We recommend viewing actual product samples to ensure the perfect color and finish for each project.

DIMENSIONS™ 18

3-Piece System | 60mm

The contemporary design of this large-format system features clean lines and a smooth face enriched with DuraFusion Technology for enhanced color, texture and wear-resistance.





PALLET INFORMATION

DIMENSIONS™ 3-PIECE		SQFT/ PALLET	UNITS/ LAYER	SQFT/ LAYER	LAYER/ PALLET	WEIGHT/ PALLET
DIMENSIONS 18 60MM	9 x 18 x 2 ³ / ₈	112.5	2	11.25	10	3028
	18 x 18 x 2 ³ / ₈		1			
	18 x 27 x 2 ³ / ₈		2			

SHAPES & SIZES

DIMENSIONS 18 | 60MM

-  9 x 18 x 2³/₈
-  18 x 18 x 2³/₈
-  18 x 27 x 2³/₈




HICKORY 



SCANDINA GRAY 



SEPIA 



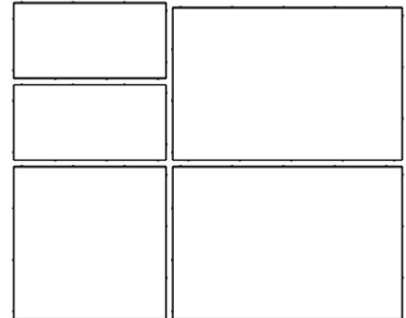
SHADED GRAY 

LEARN MORE

View the product page on Belgard.com for more information




PALLET LAYOUT



TECHNICAL SPECS

- True 3" increments for simplified design, quoting and ordering
- Compatible with all modular paver lines—look for Modular Sizing icon
- Modular dimensions reduce cuts, installation time, and waste
- Modular compatibility allows more creative pattern options
- Maximized pallet layout for jobsite efficiencies
- Ideal for patios, walkways and pool decks
- Surface and micro-chamfer are ADA-compliant and minimize wheelchair vibration

 **DuraFusion™ Technology**
A bold, vibrant finish with a smoother, tighter texture

QUALITY FOR LIFE

Every step of our manufacturing process incorporates rigorous research, testing and quality assurance. We demand the highest quality from each of our facilities across North America. We believe in creating world class building products that stand the test of time. See our lifetime warranty at Belgard.com/Warranty

Due to the natural materials in our products, colors may vary from those shown on the cut sheet. We recommend viewing actual product samples to ensure the perfect color and finish for each project.

DIMENSIONS™ 18

3-Piece System | 60mm

The largest of our 3-piece Dimensions systems offers clean lines ideal for creating a modular look in expansive spaces.



MODULAR
SIZING



ACCESSIBLE
SURFACE

PALLET INFORMATION

DIMENSIONS™ 3-PIECE		SQFT/ PALLET	UNITS/ LAYER	SQFT/ LAYER	LAYER/ PALLET	WEIGHT/ PALLET
DIMENSIONS 18 60MM	9 x 18 x 2 ³ / ₈	112.5	2	11.25	10	3028
	18 x 18 x 2 ³ / ₈		1			
	18 x 27 x 2 ³ / ₈		2			

SHAPES & SIZES

DIMENSIONS 18 | 60MM

 9 x 18 x 2³/₈

 18 x 18 x 2³/₈

 18 x 27 x 2³/₈



SCANDINA GRAY



SHADED GRAY




SEPIA

LEARN MORE

View the product page on [Belgard.com](https://www.belgard.com) for more information



PALLET LAYOUT



TECHNICAL SPECS

- True 3" increments for simplified design, quoting and ordering
- Compatible with all modular paver lines—look for Modular Sizing icon
- Modular dimensions reduce cuts, installation time, and waste
- Modular compatibility allows more creative pattern options
- Maximized pallet layout for jobsite efficiencies
- Ideal for patios, walkways and pool decks
- Surface and micro-chamfer are ADA-compliant and minimize wheelchair vibration

QUALITY FOR LIFE


Every step of our manufacturing process incorporates rigorous research, testing and quality assurance. We demand the highest quality from each of our facilities across North America. We believe in creating world class building products that stand the test of time. See our lifetime warranty at [Belgard.com/Warranty](https://www.belgard.com/Warranty)

Due to the natural materials in our products, colors may vary from those shown on the cut sheet. We recommend viewing actual product samples to ensure the perfect color and finish for each project.

DIMENSIONS™ 6 X 9

Paver | 60mm

Accentuate contemporary style with clean lines and a smooth, linear surface in a shape that is ideal for driveways, borders, inlaid designs and small patios.



MODULAR
SIZING



DRIVEWAY
APPROVED



ACCESSIBLE
SURFACE

PALLET INFORMATION

DIMENSIONS™ 6 X 9		SQFT/ PALLET	UNITS/ LAYER	SQFT/ LAYER	LAYER/ PALLET	WEIGHT/ PALLET
6 X 9	6 x 9 x 2 ³ / ₈	112.5	30	11.25	10	3016

SHAPES & SIZES

6 X 9



6 x 9 x 2³/₈



MIDNIGHT



SUEDE




SHADED GRAY

LEARN MORE

View the product page on [Belgard.com](https://www.belgard.com) for more information



PALLET LAYOUT



TECHNICAL SPECS

- True 3" increments for simplified design, quoting and ordering
- Compatible with all modular paver lines—look for Modular Sizing icon
- Modular dimensions reduce cuts, installation time, and waste
- Modular compatibility allows more creative pattern options
- Maximized pallet layout for jobsite efficiencies
- Ideal for borders, accents, walkways, patios and residential driveways
- Surface and micro-chamfer are ADA-compliant and minimize wheelchair vibration

QUALITY FOR LIFE

Every step of our manufacturing process incorporates rigorous research, testing and quality assurance. We demand the highest quality from each of our facilities across North America. We believe in creating world class building products that stand the test of time. See our lifetime warranty at [Belgard.com/Warranty](https://www.belgard.com/Warranty)

Due to the natural materials in our products, colors may vary from those shown on the cut sheet. We recommend viewing actual product samples to ensure the perfect color and finish for each project.

DIMENSIONS™ 3 X 12

Plank | 60mm

Clean lines and an elongated plank shape offer a truly modern architectural appearance and a smooth face enriched with DuraFusion Technology for enhanced color, texture and wear-resistance.



PALLET INFORMATION

	DIMENSIONS™ PLANK	SQFT/ PALLET	UNITS/ LAYER	SQFT/ LAYER	LAYER/ PALLET	WEIGHT/ PALLET
3 X 12 60MM	3 x 12 x 2 ³ / ₈	110	44	11	10	2982

SHAPES & SIZES

3 X 12 | 60MM



DIMENSIONS™ ANTIQUED

3-Piece Paver | 60mm

Reminiscent of hand-lain Mediterranean stone, the natural weathered texture creates an artisanal look of timeless sophistication.



MODULAR
SIZING






DRIVEWAY
APPROVED

PALLET INFORMATION

DIMENSIONS™ ANTIQUED		SQFT/ PALLET	UNITS/ LAYER	SQFT/ LAYER	LAYER/ PALLET	WEIGHT/ PALLET
3-PIECE MODULAR 60MM	3 x 6 x 2 ³ / ₈	120	-	12	10	3230
	6 x 6 x 2 ³ / ₈		-			
	6 x 9 x 2 ³ / ₈		-			

SHAPES & SIZES

3-PIECE MODULAR | 60MM

-  3 x 6 x 2³/₈
-  6 x 6 x 2³/₈
-  6 x 9 x 2³/₈



ANTHRACITE



DANVILLE BEIGE



HICKORY



LUEDERS GRAY



SCANDINA GRAY

Swatch represents product color only



SEPIA

Swatch represents product color only



SHADED GRAY

Swatch represents product color only

LEARN MORE

View the product page on Belgard.com for more information



TECHNICAL SPECS

- True 3" increments for simplified design, quoting and ordering
- Compatible with all modular paver lines—look for Modular Sizing icon
- Modular dimensions reduce cuts, installation time, and waste
- Modular compatibility allows more creative pattern options
- Maximized pallet layout for jobsite efficiencies
- Ideal for patios, walkways and residential vehicular applications

QUALITY FOR LIFE

Every step of our manufacturing process incorporates rigorous research, testing and quality assurance. We demand the highest quality from each of our facilities across North America. We believe in creating world class building products that stand the test of time. See our lifetime warranty at Belgard.com/Warranty

Due to the natural materials in our products, colors may vary from those shown on the cut sheet. We recommend viewing actual product samples to ensure the perfect color and finish for each project.

DIMENSIONS™

Slab | 60mm

A superior choice for contemporary designs, this slab's expansive size and clean, crisp lines create a stunning, modern look for open spaces and feature a smooth, linear surface that elevates minimalist aesthetics.



PALLET INFORMATION

DIMENSIONS™ SLAB		SQFT/ PALLET	UNITS/ LAYER	SQFT/ LAYER	LAYER/ PALLET	WEIGHT/ PALLET
24 X 24 60MM	24 x 24 x 2 3/8	80	2	8	10	2170

SHAPES & SIZES

24 X 24 | 60MM



24 x 24 x 2 3/8



FOG



MIDNIGHT



PEARL



SEPIA



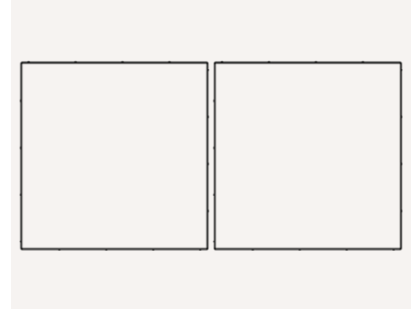
SUEDE

LEARN MORE

View the product page on Belgard.com for more information



PALLET LAYOUTS



TECHNICAL SPECS

- True 3" increments for simplified design, quoting and ordering
- Compatible with all modular paver lines—look for Modular Sizing icon
- Modular dimensions reduce cuts, installation time, and waste
- Modular compatibility allows more creative pattern options
- Maximized pallet layout for jobsite efficiencies
- Ideal for patios, walkways and pool decks
- Surface and micro-chamfer are ADA-compliant and minimize wheelchair vibration

QUALITY FOR LIFE

Every step of our manufacturing process incorporates rigorous research, testing and quality assurance. We demand the highest quality from each of our facilities across North America. We believe in creating world-class building products that stand the test of time. See our lifetime warranty at Belgard.com/Warranty

Due to the natural materials in our products, colors may vary from those shown on the cut sheet. We recommend viewing actual product samples to ensure the perfect color and finish for each project.

DIMENSIONS™

Slab | 60mm

Expansive sizes, clean lines and a smooth surface create ultra-contemporary designs enriched with DuraFusion Technology for enhanced texture and wear-resistance.



MODULAR
SIZING



DURAFUSION
TECHNOLOGY



ACCESSIBLE
SURFACE

PALLET INFORMATION

DIMENSIONS™ SLAB		SQFT/ PALLET	UNITS/ LAYER	SQFT/ LAYER	LAYER/ PALLET	WEIGHT/ PALLET
12 X 24 60MM	12 x 24 x 2 ³ / ₈	120	6	12	10	3360
24 X 24 60MM	24 x 24 x 2 ³ / ₈	80	2	8	10	2240
24 X 36 60MM	24 x 36 x 2 ³ / ₈	120	2	12	10	3320
15 X 30 60MM	15 x 30 x 2 ³ / ₈	93.75	3	9.4	10	2619
9 X 18 60MM	9 x 18 x 2 ³ / ₈	112.5	10	11.3	10	3139

SHAPES & SIZES

12 X 24 | 60MM



12 x 24 x 2³/₈

24 X 24 | 60MM



24 x 24 x 2³/₈

24 X 36 | 60MM



24 x 36 x 2³/₈

15 X 30 | 60MM



15 x 30 x 2³/₈

9 X 18 | 60MM



9 x 18 x 2³/₈



ANTHRACITE 



HICKORY 



SCANDINA GRAY 



SEPIA 




SHADED GRAY 

LEARN MORE

View the product page on [Belgard.com](https://www.belgard.com) for more information



PALLET LAYOUTS



12 X 24



24 X 24



24 X 36

TECHNICAL SPECS

- True 3" increments for simplified design, quoting and ordering
- Compatible with all modular paver lines—look for Modular Sizing icon
- Modular dimensions reduce cuts, installation time, and waste
- Modular compatibility allows more creative pattern options
- Maximized pallet layout for jobsite efficiencies
- Ideal for patios, walkways and pool decks
- Surface and micro-chamfer are ADA-compliant and minimize wheelchair vibration



DuraFusion™ Technology

A bold, vibrant finish with a smoother, tighter texture

QUALITY FOR LIFE


Every step of our manufacturing process incorporates rigorous research, testing and quality assurance. We demand the highest quality from each of our facilities across North America. We believe in creating world-class building products that stand the test of time. See our lifetime warranty at [Belgard.com/Warranty](https://www.belgard.com/Warranty)

Due to the natural materials in our products, colors may vary from those shown on the cut sheet. We recommend viewing actual product samples to ensure the perfect color and finish for each project.

ECO DUBLIN®

3-Piece Permeable | 80mm

The gently distressed surface and antiqued edges offer eco-friendly sophistication. Its hand-laid stone design and natural blends deliver a time-worn classic look.




PALLET INFORMATION

ECO DUBLIN®		SQFT/ PALLET	UNITS/ LAYER	SQFT/ LAYER	LAYER/ PALLET	WEIGHT/ PALLET
3-PIECE 80MM	3½ x 6¹⁵⁄₁₆ x 3⅜	91.6	15	11.45	8	3155
	6¹⁵⁄₁₆ x 6¹⁵⁄₁₆ x 3⅜		8			
	10⁵⁄₁₆ x 6¹⁵⁄₁₆ x 3⅜		13			

SHAPES & SIZES

3-PIECE | 80MM





DANVILLE BEIGE




LUEDERS GRAY

LEARN MORE

View the product page on [Belgard.com](https://www.belgard.com) for more information



PALLET LAYOUT



TECHNICAL SPECS

- Can eliminate stormwater runoff and improve water quality
- Meets the requirements of ASTM C936
- Optimal joint openings for infiltration
- Joint Width: 12 mm
- Initial Surface Infiltration Rate: >500 inches per hour (varies based on joint infill gradation)
- Surface Open Area: 7%
- Can be mechanically or manually installed
- Can be used to construct ADA-compliant pavement
- Can be used for a variety of vehicular applications, depending on type of loading, base design, and subgrade conditions. Consult a Belgard Representative when specifying for vehicular applications.

QUALITY FOR LIFE


Every step of our manufacturing process incorporates rigorous research, testing and quality assurance. We demand the highest quality from each of our facilities across North America. We believe in creating world-class building products that stand the test of time. See our lifetime warranty at [Belgard.com/Warranty](https://www.belgard.com/Warranty)

Due to the natural materials in our products, colors may vary from those shown on the cut sheet. We recommend viewing actual product samples to ensure the perfect color and finish for each project.

EMPIRE™

Paver | 80mm

A hand-tooled look with classic herringbone and basketweave designs in seven unique textures to create striking and tactile appeal.



MODULAR SIZING



DRIVEWAY APPROVED



ACCESSIBLE SURFACE

PALLET INFORMATION

EMPIRE™		SQFT/ PALLET	UNITS/ LAYER	SQFT/ LAYER	LAYER/ PALLET	WEIGHT/ PALLET
80MM	3 x 12 x 3 1/8	96	48	12	8	-

SHAPES & SIZES

80MM



3 x 12 x 3 1/8



FOG

LEARN MORE

View the product page on [Belgard.com](https://www.belgard.com) for more information



TECHNICAL SPECS

- 7 unique textures per pallet
- Contemporary twist for classic herringbone and basketweave designs
- True 3" increments for simplified design, quoting and ordering
- Compatible with all modular paver lines—look for Modular Sizing icon
- Modular dimensions reduce cuts, installation time, and waste
- Modular compatibility allows more creative pattern options
- Maximized pallet layout for jobsite efficiencies
- Ideal for walkways, patios and residential vehicular applications
- Can be used to construct ADA-compliant pavement

QUALITY FOR LIFE

Every step of our manufacturing process incorporates rigorous research, testing and quality assurance. We demand the highest quality from each of our facilities across North America. We believe in creating world class building products that stand the test of time. See our lifetime warranty at [Belgard.com/Warranty](https://www.belgard.com/Warranty)

Due to the natural materials in our products, colors may vary from those shown on the cut sheet. We recommend viewing actual product samples to ensure the perfect color and finish for each project.

EMPIRE™

Paver | 60mm

The plank shape and hand-tooled face are enriched by DuraFusion Technology for enhanced texture and wear-resistance with seven distinct face styles for unique pattern creation.




PALLET INFORMATION


EMPIRE™		SQFT/ PALLET	UNITS/ LAYER	SQFT/ LAYER	LAYER/ PALLET	WEIGHT/ PALLET
PLANK	3 x 12 x 2 ³ / ₈ "	110	44	11	10	1402 kg / 3092 lbs

SHAPES & SIZES





MIDNIGHT 



SCANDINA GREY 

LEARN MORE

View the product page on [Belgard.com](https://www.belgard.com) for more information



TECHNICAL SPECS

- 7 unique textures per pallet
- Ideal for patios, walkways and accents
- Contemporary twist for classic herringbone and basketweave designs
- True 3" increments for simplified design, quoting and ordering
- Compatible with all modular paver lines—look for Modular Sizing icon
- Modular dimensions reduce cuts, installation time, and waste
- Modular compatibility allows more creative pattern options
- Maximized pallet layout for jobsite efficiencies
- Can be used to construct ADA-compliant pavement



DuraFusion™ Technology

A bold, vibrant finish with a smoother, tighter texture

QUALITY FOR LIFE

Every step of our manufacturing process incorporates rigorous research, testing and quality assurance. We demand the highest quality from each of our facilities across North America. We believe in creating world class building products that stand the test of time. See our lifetime warranty at [Belgard.com/Warranty](https://www.belgard.com/Warranty)

Due to the natural materials in our products, colours may vary from those shown on the cut sheet. We recommend viewing actual product samples to ensure the perfect colour and finish for each project.

HOLLAND STONE

Paver | 60mm

The classic architectural appearance is derived from a smooth face and clean lines to offer traditional appeal.



PALLET INFORMATION

HOLLAND STONE		SQFT/ PALLET	UNITS/ LAYER	SQFT/ LAYER	LAYER/ PALLET	WEIGHT/ PALLET
60MM	4 x 8 x 2 ³ / ₈	120	54	12	10	3076

SHAPES & SIZES

60MM



4 x 8 x 2³/₈



CHARCOAL



DANVILLE BEIGE



FOSSIL BEIGE




LEUDERS GRAY



RIO



SUEDE



RED CHARCOAL




SANDHILL

LEARN MORE

View the product page on [Beldgard.com](http://Belgard.com) for more information



PALLET LAYOUT



TECHNICAL SPECS

- One size ideal for inlays, borders and as a stand-alone
- Ideal for patios, walkways and light vehicular applications for both residential and commercial projects
- Comprehensive library of installation patterns
- Surface and micro-chamfer are ADA-compliant and minimize wheelchair vibration

QUALITY FOR LIFE


Every step of our manufacturing process incorporates rigorous research, testing and quality assurance. We demand the highest quality from each of our facilities across North America. We believe in creating world class building products that stand the test of time. See our lifetime warranty at Belgard.com/Warranty

Due to the natural materials in our products, colors may vary from those shown on the cut sheet. We recommend viewing actual product samples to ensure the perfect color and finish for each project.

ORIGINS™ 6

3-Piece System | 60mm

Emulating the look and texture of natural stone, this paver system offers earthy tones and a slightly chiseled, yet refined surface that blends with the natural environment.



PALLET INFORMATION

ORIGINS™		SQFT/ PALLET	UNITS/ LAYER	SQFT/ LAYER	LAYER/ PALLET	WEIGHT/ PALLET
ORIGINS 6	3 x 6 x 2 ³ / ₈	120	16	12	10	3230
	6 x 6 x 2 ³ / ₈		16			
	6 x 9 x 2 ³ / ₈		16			

SHAPES & SIZES

ORIGINS 6





ASHWOOD



IRON BAY



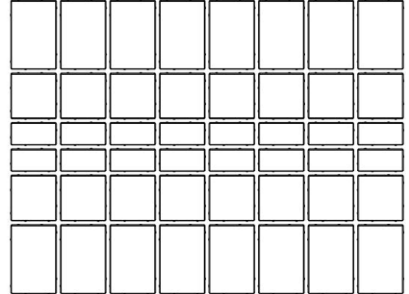
NEWPORT GRAY

LEARN MORE

View the product page on [Beldgard.com](https://Belgard.com) for more information



PALLET LAYOUT



TECHNICAL SPECS

- True 3" increments for simplified design, quoting and ordering
- Compatible with all modular paver lines—look for Modular Sizing icon
- Modular dimensions reduce cuts, installation time, and waste
- Modular compatibility allows more creative pattern options
- Maximized pallet layout for jobsite efficiencies
- Ideal for patios, walkways and residential vehicular applications
- Can be used to construct ADA-compliant pavement

QUALITY FOR LIFE


Every step of our manufacturing process incorporates rigorous research, testing and quality assurance. We demand the highest quality from each of our facilities across North America. We believe in creating world class building products that stand the test of time. See our lifetime warranty at [Beldgard.com/Warranty](https://Belgard.com/Warranty)

Due to the natural materials in our products, colors may vary from those shown on the cut sheet. We recommend viewing actual product samples to ensure the perfect color and finish for each project.

ORIGINS™ 12

3-Piece System | 60mm

Emulating the look and texture of natural stone, this paver system offers earthy tones and a chiseled face enriched with DuraFusion Technology for enhanced texture, color and wear-resistance.



PALLET INFORMATION

ORIGINS™ 12		SQFT/ PALLET	UNITS/ LAYER	SQFT/ LAYER	LAYER/ PALLET	WEIGHT/ PALLET
ORIGINS 12 60MM	6 x 12 x 2 ³ / ₈	120	-	12	10	3259
	12 x 12 x 2 ³ / ₈		-			
	12 x 18 x 2 ³ / ₈		-			

SHAPES & SIZES

ORIGINS 12 | 60MM





ASHWOOD 



CHESWICK 



IRON BAY 



NEWPORT GRAY 



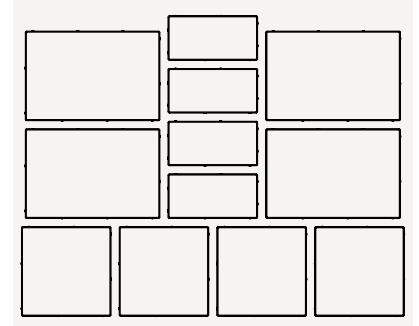
TEAK 

LEARN MORE

View the product page on Belgard.com for more information



PALLET LAYOUT



TECHNICAL SPECS

- True 3" increments for simplified design, quoting and ordering
- Compatible with all modular paver lines—look for Modular Sizing icon
- Modular dimensions reduce cuts, installation time, and waste
- Modular compatibility allows more creative pattern options
- Maximized pallet layout for jobsite efficiencies
- Ideal for patios, walkways and pool decks
- Can be used to construct ADA-compliant pavement



DuraFusion™ Technology

A bold, vibrant finish with a smoother, tighter texture

QUALITY FOR LIFE


Every step of our manufacturing process incorporates rigorous research, testing and quality assurance. We demand the highest quality from each of our facilities across North America. We believe in creating world-class building products that stand the test of time. See our lifetime warranty at Belgard.com/Warranty

Due to the natural materials in our products, colors may vary from those shown on the cut sheet. We recommend viewing actual product samples to ensure the perfect color and finish for each project.

ORIGINS™ 18

3-Piece System | 60mm

Emulating the look and texture of natural stone, this paver system offers earthy tones and a slightly chiseled surface enriched with DuraFusion for a refined texture and enhanced wear-resistance.



PALLET INFORMATION

ORIGINS™ 18		SQFT/ PALLET	UNITS/ LAYER	SQFT/ LAYER	LAYER/ PALLET	WEIGHT/ PALLET
ORIGINS 18 60MM	9 x 18 x 2 ³ / ₈	112.5	4	11.25	10	3296
	18 x 18 x 2 ³ / ₈		4			
	18 x 27 x 2 ³ / ₈		4			

SHAPES & SIZES


ORIGINS 18 | 60MM

 9 x 18 x 2³/₈

 18 x 18 x 2³/₈

 18 x 27 x 2³/₈



ASHWOOD 



CHESWICK 



IRON BAY 



NEWPORT GRAY 



TEAK 

LEARN MORE

View the product page on Belgard.com for more information



PALLET LAYOUT



TECHNICAL SPECS

- True 3" increments for simplified design, quoting and ordering
- Compatible with all modular paver lines—look for Modular Sizing icon
- Modular dimensions reduce cuts, installation time, and waste
- Modular compatibility allows more creative pattern options
- Maximized pallet layout for jobsite efficiencies
- Ideal for patios, walkways and pool decks
- Can be used to construct ADA-compliant pavement



DuraFusion™ Technology

A bold, vibrant finish with a smoother, tighter texture

QUALITY FOR LIFE

Every step of our manufacturing process incorporates rigorous research, testing and quality assurance. We demand the highest quality from each of our facilities across North America. We believe in creating world-class building products that stand the test of time. See our lifetime warranty at Belgard.com/Warranty

Due to the natural materials in our products, colors may vary from those shown on the cut sheet. We recommend viewing actual product samples to ensure the perfect color and finish for each project.

PAPYRUS™

3-Piece Paver | 60mm

An organic textural experience with modern elegance, this paver's unique face mimics the dimensional look of textiles or hand-tooled stone.



PALLET INFORMATION

PAPYRUS™		SQFT/ PALLET	UNITS/ LAYER	SQFT/ LAYER	LAYER/ PALLET	WEIGHT/ PALLET
3-PIECE	9 x 18 x 2 ³ / ₈	112.5	2	11.25	10	3322
	18 x 18 x 2 ³ / ₈		1			
	18 x 27 x 2 ³ / ₈		2			

SHAPES & SIZES

3-PIECE



9 x 18 x 2³/₈




18 x 18 x 2³/₈



18 x 27 x 2³/₈



SCANDINA GRAY



SEPIA

LEARN MORE

View the product page on [Belgard.com](https://www.belgard.com) for more information



TECHNICAL SPECS

- True 3" increments for simplified design, quoting and ordering
- Compatible with all modular paver lines—look for Modular Sizing icon
- Modular dimensions reduce cuts, installation time, and waste
- Modular compatibility allows more creative pattern options
- Maximized pallet layout for jobsite efficiencies
- Ideal for patios, walkways and pool decks
- Can be used to construct ADA-compliant pavement

QUALITY FOR LIFE

Every step of our manufacturing process incorporates rigorous research, testing and quality assurance. We demand the highest quality from each of our facilities across North America. We believe in creating world class building products that stand the test of time. See our lifetime warranty at [Belgard.com/Warranty](https://www.belgard.com/Warranty)

Due to the natural materials in our products, colors may vary from those shown on the cut sheet. We recommend viewing actual product samples to ensure the perfect color and finish for each project.

TRAVERTINO

3-Piece Pavers | 30mm

This multi-piece paver system offers the upscale look of natural travertine in a 30mm thickness that can be installed with either a standard paver base for smaller projects or used as an overlay to bring new life to existing concrete.



PALLET INFORMATION

TRAVERTINO		SQFT/ PALLET	UNITS/ LAYER	SQFT/ LAYER	LAYER/ PALLET	WEIGHT/ PALLET
3-PIECE 30MM	6 x 6 x 1 ³ / ₁₆	192	128	12	16	2470
	6 x 12 x 1 ³ / ₁₆		192			
	12 x 12 x 1 ³ / ₁₆		64			

SHAPES & SIZES

3-PIECE | 30MM

 6 x 6 x 1³/₁₆

 6 x 12 x 1³/₁₆

 12 x 12 x 1³/₁₆



BLANCO



IVORY



SILVERADO

LEARN MORE

View the product page on [Belgard.com](https://www.belgard.com) for more information



TECHNICAL SPECS

- 30mm thickness is ideal for overlays including driveways, walkways and pools
- True 3" increments for simplified design, quoting and ordering
- Compatible with all modular paver lines—look for Modular Sizing icon
- Modular dimensions reduce cuts, installation time, and waste
- Modular compatibility allows more creative pattern options
- Maximized pallet layout for jobsite efficiencies
- Can be installed on a standard base for walkways and small patios

QUALITY FOR LIFE

Every step of our manufacturing process incorporates rigorous research, testing and quality assurance. We demand the highest quality from each of our facilities across North America. We believe in creating world class building products that stand the test of time. See our lifetime warranty at [Belgard.com/Warranty](https://www.belgard.com/Warranty)

Due to the natural materials in our products, colors may vary from those shown on the cut sheet. We recommend viewing actual product samples to ensure the perfect color and finish for each project.

TURFSTONE™

Grid Paver | 80mm

An open lattice grid design offers turf or gravel infill, creating a unique hardscape design that works in harmony with nature.



PALLET INFORMATION


TURFSTONE™		SQFT/ PALLET	UNITS/ LAYER	SQFT/ LAYER	LAYER/ PALLET	WEIGHT/ PALLET
80MM	15% x 23% x 3%	101	5	12.62	8	2328

SHAPES & SIZES

80MM



15% x 23% x 3%




GRAY

LEARN MORE

View the product page on [Beldgard.com](https://Belgard.com) for more information



PALLET LAYOUT



TECHNICAL SPECS

- Manufactured in accordance with ASTM C1319
- Open lattice grid design for turf infill
- 40% surface opening with void space for creating a grass pavement
- Applications include driveways, parking stalls, ramps, service and emergency access lanes

QUALITY FOR LIFE

Every step of our manufacturing process incorporates rigorous research, testing and quality assurance. We demand the highest quality from each of our facilities across North America. We believe in creating world class building products that stand the test of time. See our lifetime warranty at [Beldgard.com/Warranty](https://Belgard.com/Warranty)

Due to the natural materials in our products, colors may vary from those shown on the cut sheet. We recommend viewing actual product samples to ensure the perfect color and finish for each project.

GLOCAL

Concrete Finish | 20mm

The smooth concrete-like finish offers a clean, contemporary aesthetic. Its structured and tight surface texture in neutral shades makes this porcelain paver a versatile design element.



MIRAGE
INSPIRING BETTER LIVING

v2 SLIGHT SHADE VARIATION

 LOW SOLAR HEAT ABSORPTION

 ACCESSIBLE SURFACE

PALLET INFORMATION

GLOCAL		SQFT/ PALLET	SQFT/ BOX	BOXES/ PALLET	PCS/ BOX	WEIGHT/ BOX	WEIGHT/ PALLET
24 X 24	23.54 x 23.54 x 3/4	232.5	7.75	30	2	72	2160
24 X 48	23.54 x 47.17 x 3/4	271.25	7.75	35	1	74	2621

SHAPES & SIZES

24 X 24



24 X 48





CLEAR | GC 01 



IDEAL | GC 03 



TYPE | GC 04 



CLASSIC | GC 05 

LEARN MORE

View the product page on [Belgard.com](https://www.belgard.com) for more information



TECHNICAL SPECS

- Incredibly high breakage loads, up to 3,000 pounds
- Can be cleaned with normal household cleaners and even pressure washed with a low pressure washing device.*
- High-density structure and ultra-low absorption rate provide a tight surface texture that fends off surface mold, moss, dirt and stains
- Unaffected by alkalis, acids, chemical agents, salt and other de-icing materials
- Structured top textures create non-slip surfaces
- Freeze-thaw resistant—100% frost-free and properties remain unaltered at temperatures ranging from -51.1° to + 60° C (-60°F to +140°F)
- Can be installed on a pedestal system for plaza and rooftop installations
- Suitable for ADA-compliant installations

* It is important that all pressure washing of your porcelain pavers be done with a low pressure washer with a maximum of 1600 psi and nothing more powerful. When pressure washing your installation, care should be taken to prevent damage to the grout (adhesive and grout installations) and some re-sanding will be necessary when power washing an installation with sand or polymeric sand joints.

Due to the natural materials in our products, colors may vary from those shown on the cut sheet. We recommend viewing actual product samples to ensure the perfect color and finish for each project.

NOON

Wood Finish | 20mm

Warm and stylish, this contemporary expression of simplicity combines the look and feel of natural wood with the durability of porcelain.



MIRAGE
INSPIRING BETTER LIVING

v3 MODERATE SHADE VARIATION

v4 HIGH SHADE VARIATION


 ACCESSIBLE SURFACE

PALLET INFORMATION


NOON		SQFT/ PALLET	SQFT/ BOX	BOXES/ PALLET	PCS/ BOX	WEIGHT/ BOX	WEIGHT/ PALLET
12 X 48	11.73 x 47.17	279	7.75	36	2	74	2664

SHAPES & SIZES

12 X 48
 11.73 x 47.17



EMBER | NN 02 ST 



HONEY | NN 03 ST 

LEARN MORE

View the product page on Belgard.com for more information



TECHNICAL SPECS

- Incredibly high breakage loads, up to 3,000 pounds
- Can be cleaned with normal household cleaners and even pressure washed with a low pressure washing device.*
- High-density structure and ultra-low absorption rate provide a tight surface texture that fends off surface mold, moss, dirt and stains
- Unaffected by alkalis, acids, chemical agents, salt and other de-icing materials
- Structured top textures create non-slip surfaces
- Freeze-thaw resistant—100% frost-free and properties remain unaltered at temperatures ranging from -51.1° to + 60° C (-60°F to +140°F)
- Suitable for ADA-compliant installations

* It is important that all pressure washing of your porcelain pavers be done with a low pressure washer with a maximum of 1600 psi and nothing more powerful. When pressure washing your installation, care should be taken to prevent damage to the grout (adhesive and grout installations) and some re-sanding will be necessary when power washing an installation with sand or polymeric sand joints.

Due to the natural materials in our products, colors may vary from those shown on the cut sheet. We recommend viewing actual product samples to ensure the perfect color and finish for each project.

NOVEMBER

Stone Finish | 20mm

Minimalist styling inspired by nature is found with this versatile porcelain paver. Characteristics of stone and cement embody its texture to offer a simple, yet elegant look.



MIRAGE
INSPIRING BETTER LIVING

v2 SLIGHT SHADE VARIATION

 LOW SOLAR HEAT ABSORPTION

 ACCESSIBLE SURFACE

PALLET INFORMATION

NOVEMBER		SQFT/ PALLET	SQFT/ BOX	BOXES/ PALLET	PCS/ BOX	WEIGHT/ BOX	WEIGHT/ PALLET
24 X 24	23.54 x 23.54 x 3/4	232.5	7.75	30	2	72	2160

SHAPES & SIZES

24 X 24



23.54 x 23.54 x 3/4



RAIN | NM 01  



WIND | NM 02 



WARM | NM 04  



LAND | NM 05 

LEARN MORE

View the product page on [Belgard.com](https://www.belgard.com) for more information



TECHNICAL SPECS

- Incredibly high breakage loads, up to 3,000 lbs
- Can be cleaned with normal household cleaners and even pressure washed with a low pressure washing device*
- High-density structure and ultra-low absorption rate provide a tight surface texture that fends off surface mold, moss, dirt and stains
- Unaffected by alkalis, acids, chemical agents, salt and other de-icing materials
- Structured top textures create non-slip surfaces
- Freeze-thaw resistant—100% frost-free and properties remain unaltered at temperatures ranging from -51.1° to + 60° C (-60°F to +140°F)
- Can be installed on a pedestal system for plaza and rooftop installations
- Suitable for ADA-compliant installations

* It is important that all pressure washing of your porcelain pavers be done with a low pressure washer with a maximum of 1600 psi and nothing more powerful. When pressure washing your installation, care should be taken to prevent damage to the grout (adhesive and grout installations) and some re-sanding will be necessary when power washing an installation with sand or polymeric sand joints.

Due to the natural materials in our products, colors may vary from those shown on the cut sheet. We recommend viewing actual product samples to ensure the perfect color and finish for each project.

QUARZITI 2.0

Stone Finish | 20mm

This interpretation of natural quartz incorporates a gentle shading effect with the authentic diversity and subtle iridescence of natural elements.



v3 MODERATE SHADE VARIATION

 LOW SOLAR HEAT ABSORPTION

 ACCESSIBLE SURFACE

PALLET INFORMATION

QUARZITI 2.0		SQFT/ PALLET	SQFT/ BOX	BOXES/ PALLET	PCS/ BOX	WEIGHT/ BOX	WEIGHT/ PALLET
24 X 24	23.54 x 23.54 x 3/4	232.5	7.75	30	2	72	2160
24 X 48	23.54 x 47.17 x 3/4	271.25	7.75	35	1	74	2621

SHAPES & SIZES

24 X 24

 23.54 x 23.54 x 3/4

24 X 48

 23.54 x 47.17 x 3/4




GLACIER | QR 01 NAT 



MOUNTAINS | QR 02 NAT 



WATERFALL | QR 03 NAT 



RIVER | QR 04 NAT 

LEARN MORE

View the product page on [Beldgard.com](https://Belgard.com) for more information



TECHNICAL SPECS

- Incredibly high breakage loads, up to 3,000 pounds
- Can be cleaned with normal household cleaners and even pressure washed with a low pressure washing device.*
- High-density structure and ultra-low absorption rate provide a tight surface texture that fends off surface mold, moss, dirt and stains
- Unaffected by alkalis, acids, chemical agents, salt and other de-icing materials
- Structured top textures create non-slip surfaces
- Freeze-thaw resistant—100% frostfree and properties remain unaltered at temperatures ranging from -51.1° to + 60° C (-60°F to +140°F)
- Can be installed on a pedestal system for plaza and rooftop installations
- Suitable for ADA-compliant installations

* It is important that all pressure washing of your porcelain pavers be done with a low pressure washer with a maximum of 1600 psi and nothing more powerful. When pressure washing your installation, care should be taken to prevent damage to the grout (adhesive and grout installations) and some re-sanding will be necessary when power washing an installation with sand or polymeric sand joints.

Due to the natural materials in our products, colors may vary from those shown on the cut sheet. We recommend viewing actual product samples to ensure the perfect color and finish for each project.

TRAVERTINI

Travertine Finish | 20mm

Resembling the natural texture of travertine, the smooth finish offers two aesthetic options of either the look of linear veins or softer cross cuts.



v2 SLIGHT SHADE VARIATION

 LOW SOLAR HEAT ABSORPTION

 ACCESSIBLE SURFACE

PALLET INFORMATION

TRAVERTINI		SQFT/ PALLET	SQFT/ BOX	BOXES/ PALLET	PCS/ BOX	WEIGHT/ BOX	WEIGHT/ PALLET
24 X 24	23.54 x 23.54 x 3/4	232.5	7.75	30	2	72	2160
24 X 48	23.54 x 47.17 x 3/4	271.25	7.75	35	1	74	2621

SHAPES & SIZES

24 X 24

 23.54 x 23.54 x 3/4

24 X 48

 23.54 x 47.17 x 3/4



LIGHT CROSS | EY 13 NAT  



MISTY CROSS | EY 14 NAT  



PEARLY CROSS | EY 12 NAT  



MISTY VEIN | EY 11 NAT  
Available in 24 x 48 only



LIGHT VEIN | EY 07 NAT  
Available in 24 x 48 only

LEARN MORE

View the product page on [Belgard.com](https://www.belgard.com) for more information



TECHNICAL SPECS

- Incredibly high breakage loads, up to 3,000 pounds
- Can be cleaned with normal household cleaners and even pressure washed with a low pressure washing device*
- High-density structure and ultra-low absorption rate provide a tight surface texture that fends off surface mold, moss, dirt and stains
- Unaffected by alkalis, acids, chemical agents, salt and other de-icing materials
- Structured top textures create non-slip surfaces
- Freeze-thaw resistant—100% frost-free and properties remain unaltered at temperatures ranging from -51.1° to + 60° C (-60°F to +140°F)
- Can be installed on a pedestal system for plaza and rooftop installations
- Suitable for ADA-compliant installations

* It is important that all pressure washing of your porcelain pavers be done with a low pressure washer with a maximum of 1600 psi and nothing more powerful. When pressure washing your installation, care should be taken to prevent damage to the grout (adhesive and grout installations) and some re-sanding will be necessary when power washing an installation with sand or polymeric sand joints.

Due to the natural materials in our products, colors may vary from those shown on the cut sheet. We recommend viewing actual product samples to ensure the perfect color and finish for each project.

UNICO 2.0

Coping | 20mm

Enhance any outdoor space with this premium porcelain coping available in a variety of styles to complement our porcelain paver lines.



v2 SLIGHT SHADE VARIATION

v3 MODERATE SHADE VARIATION

 LOW SOLAR HEAT ABSORPTION

 ACCESSIBLE SURFACE

PALLET INFORMATION

UNICO 2.0		SQFT/ PALLET	SQFT/ BOX	BOXES/ PALLET	PCS/ BOX	WEIGHT/ BOX	WEIGHT/ PALLET
COPING	11.62 x 23.54 x 3/4	205.2	5.7	36	3	54	1944

SHAPES & SIZES

COPING





QUARZITI 2.0

GLACIER | QR 01 NAT



QUARZITI 2.0

MOUNTAINS | QR 02 NAT



QUARZITI 2.0

WATERFALL | QR 03 NAT



QUARZITI 2.0

RIVER | QR 04 NAT



TRAVERTINI

LIGHT CROSS | EY 13 NAT



TRAVERTINI

MISTY CROSS | EY 14 NAT



TRAVERTINI

PEARLY CROSS | EY 12 NAT

LEARN MORE

View the product page on Belgard.com for more information



TECHNICAL SPECS

- Use for steps or as coping for swimming pools
- Subtle bullnose edge
- Incredibly high breakage loads up to 3,000 pounds
- Can be cleaned with normal household cleaners and even pressure washed with a low pressure washing device.*
- High-density structure and ultra-low absorption rate provide a tight surface texture that fends off surface mold, moss, dirt and stains
- Unaffected by alkalis, acids, chemical agents, salt and other de-icing materials
- Structured top textures create non-slip surfaces
- Freeze-thaw resistant—100% frostfree and properties remain unaltered at temperatures ranging from -51.1° to + 60° C (-60°F to +140°F)
- Suitable for ADA-compliant installations


* It is important that all pressure washing of your porcelain pavers be done with a low pressure washer with a maximum of 1600 psi and nothing more powerful. When pressure washing your installation, care should be taken to prevent damage to the grout (adhesive and grout installations) and some re-sanding will be necessary when power washing an installation with sand or polymeric sand joints.

Due to the natural materials in our products, colors may vary from those shown on the cut sheet. We recommend viewing actual product samples to ensure the perfect color and finish for each project.

DIAMOND® 9D

Retaining

The rugged split-face texture imparts a natural stone appearance with a size and shape ideal for smaller retaining walls.



RETAINING



STEPS

PALLET INFORMATION

	DIAMOND® 9D	SQFT/ PALLET	UNITS/ LAYER	SQFT/ LAYER	LAYER/ PALLET	WEIGHT/ PALLET
WALL BLOCK	6 x 17¾ x 9	35.5	-	4	48	2379
CAP	3 x 17 / 12 x 10	77.33	-	-	64	2829

SHAPES & SIZES

WALL BLOCK




CAP





DANVILLE BEIGE



LUEDERS GRAY

LEARN MORE

View the product page on [Beldgard.com](https://Belgard.com) for more information



TECHNICAL SPECS

- Ideal for small retaining walls
- All system components are standard-split in-line
- Rear lip locators easily establish a uniform wall batter
- A matching cap and corner completes the system
- Build gravity walls up to 3 feet high*, including the buried course
- Taller walls can be built using geosynthetic reinforcement when designed by a qualified engineer
- Minimum outside radius, measured on the top course to the front of the units: 3 feet
- Minimum inside radius, measured on the base course to the front of the units: 6 feet
- The rear lip establishes a 11/8" setback for a 10.6 degree system batter

*Gravity wall heights are based on project specific conditions and may be lower than this value.

QUALITY FOR LIFE

Every step of our manufacturing process incorporates rigorous research, testing and quality assurance. We demand the highest quality from each of our facilities across North America. We believe in creating world class building products that stand the test of time. See our lifetime warranty at [Beldgard.com/Warranty](https://Belgard.com/Warranty)

Due to the natural materials in our products, colors may vary from those shown on the cut sheet. We recommend viewing actual product samples to ensure the perfect color and finish for each project.

DIAMOND PRO® AIR STRAIGHT

Retaining

With a rugged split-stone face and crisp edges, this lightweight large block delivers an organic feel for retaining walls and terraced landscapes and is 30% lighter with efficiencies on every level.



RETAINING



STEPS



COLUMNS

PALLET INFORMATION

	DIAMOND PRO® AIR STRAIGHT	SQFT/ PALLET	SOFT/ LAYER	LAYER/ PALLET	UNITS/ PALLET	WEIGHT/ PALLET
STRAIGHT FACE	8 x 18 x 11½	36	-	-	36	2016
STRAIGHT CAP	4 x 18 x 10	-	-	-	48	2784
CORNER UNIT	8 x 18 x 9	-	-	-	20	2080

SHAPES & SIZES

STRAIGHT FACE



STRAIGHT CAP



CORNER UNIT





CHARCOAL



FOSSIL BEIGE



GRAY

LEARN MORE

View the product page on [Belgard.com](https://www.belgard.com) for more information



TECHNICAL SPECS

- Ideal for retaining walls, steps and columns
- Can be installed as a gravity wall or geogrid-reinforced wall
- Weighing only 54 lbs., this 1 square foot block maximizes installation and shipping efficiencies
- Front lug design produces a 9/16" per unit setback for a 4° system batter
- Cores align for easy filling
- Built-in handholds for easy handling
- Top course is placed upside down to increase capping efficiency
- Near-vertical geogrid-reinforced retaining walls up to 12 feet tall
- Gravity walls up to 3' 4" high*, including the buried course
- Minimum outside radius, measured on the top course to the front of the units: 4 feet
- Minimum inside radius, measured on the base course to the front of the units: 6 feet

*Gravity wall heights are based on project specific conditions and may be lower than this value.

QUALITY FOR LIFE


Every step of our manufacturing process incorporates rigorous research, testing and quality assurance. We demand the highest quality from each of our facilities across North America. We believe in creating world class building products that stand the test of time. See our lifetime warranty at [Belgard.com/Warranty](https://www.belgard.com/Warranty)

Due to the natural materials in our products, colors may vary from those shown on the cut sheet. We recommend viewing actual product samples to ensure the perfect color and finish for each project.

DIAMOND PRO® AIR SMOOTH

Retaining

Modern and sleek, the refined look and smooth texture combine with the time-tested strength of the Diamond Pro System to offer elegantly durable retaining walls.



RETAINING



STEPS



COLUMNS

PALLET INFORMATION

DIAMOND PRO® AIR SMOOTH		SQFT/ PALLET	SQFT/ LAYER	LAYER/ PALLET	UNITS/ PALLET	WEIGHT/ PALLET
WALL BLOCK	8 x 18 x 11½	40	8	5	40	2060
COR- NER	8 x 18 x 9	22.32	-	2	24	1970.4
CAP	4 x 18/12 x 13	27	-	6	54	3143.4

SHAPES & SIZES

WALL BLOCK



CORNER



CAP





ANTHRACITE



HICKORY



SHADED GRAY

LEARN MORE

View the product page on [Belgard.com](https://www.belgard.com) for more information



TECHNICAL SPECS

- Ideal for large-scale retaining walls, steps and columns
- Rear-lip locator
- Large cores for ease in handling
- Matching corner and cap for a seamless appearance
- Gravity walls can be built up to 4 ft high*, including buried course with a 7.1° batter
- Walls in excess of 50 ft high have been built with Diamond Pro when combined with geosynthetic reinforcement
- Minimum outside radius, measured from the top course to the front of the units: 4 ft
- Minimum inside radius, measured on the base course to the front of the units: 6 ft

*Gravity wall heights are based on project specific conditions and may be lower than this value.

QUALITY FOR LIFE


Every step of our manufacturing process incorporates rigorous research, testing and quality assurance. We demand the highest quality from each of our facilities across North America. We believe in creating world class building products that stand the test of time. See our lifetime warranty at [Belgard.com/Warranty](https://www.belgard.com/Warranty)

Due to the natural materials in our products, colors may vary from those shown on the cut sheet. We recommend viewing actual product samples to ensure the perfect color and finish for each project.

EASTON STONE™

Garden | Freestanding

Smooth textured and defined by a refined look, this universal block offers tremendous versatility. Earthen tones and its clean texture facilitate warmth with timeless appeal.



FREESTANDING



GARDEN



FIRE PITS



KITCHEN



STEPS



COLUMNS

PALLET INFORMATION

EASTON STONE™		SQFT/ PALLET	SQFT/ LAYER	LAYER/ PALLET	UNITS/ PALLET	WEIGHT/ PALLET
2-PIECE	4 x 8 x 8	39	5.57	7	120	3360
	4 x 12 x 8					
UNIVERSAL	4 x 12 x 8	-	-	7	120	3360

SHAPES & SIZES

2-PIECE



4 x 8 x 8




4 x 12 x 8


UNIVERSAL



4 x 12 x 8



DANVILLE BEIGE



LUEDERS GRAY

LEARN MORE

View the product page on [Belgard.com](https://www.belgard.com) for more information



TECHNICAL SPECS

- Ideal for freestanding walls, garden walls, fire pits, outdoor kitchens, steps and columns
- Universal block can be used for both walls and caps
- Build freeform walls with minimal cuts
- Can be used to build gravity walls up to 2 feet high*, including the buried course

*Gravity wall heights are based on project specific conditions and may be lower than this value.

QUALITY FOR LIFE


Every step of our manufacturing process incorporates rigorous research, testing and quality assurance. We demand the highest quality from each of our facilities across North America. We believe in creating world class building products that stand the test of time. See our lifetime warranty at [Belgard.com/Warranty](https://www.belgard.com/Warranty)

Due to the natural materials in our products, colors may vary from those shown on the cut sheet. We recommend viewing actual product samples to ensure the perfect color and finish for each project.

MELVILLE™ WALL

Garden | Freestanding

Distinctive smooth faces, subtle edges and clean design make this wall stand out for the modern aesthetics it provides. This system is comprised of a double-sided wall unit, along with a matching cap.



FREESTANDING



GARDEN



FIRE PITS



KITCHEN



STEPS



COLUMNS

PALLET INFORMATION

MELVILLE™ WALL		SQFT/ PALLET	SQFT/ LAYER	LAYER/ PALLET	UNITS/ PALLET	WEIGHT/ PALLET
WALL UNIT	4 x 20 x 10	26.67	4.45	6	48	2948
WEDGE	4 x 9½ x 10	19	-	-	72	1921
CAP	2 x 20 x 13	100lnft	-	10	60	2462

SHAPES & SIZES

WALL UNIT



WEDGE



CAP





ANTHRACITE



ASHWOOD



HICKORY



SCANDINA GRAY

LEARN MORE

View the product page on [Belgard.com](https://www.belgard.com) for more information



TECHNICAL SPECS

- Ideal for freestanding walls, garden walls, fire pits, outdoor kitchens, steps and columns
- Matching cap provides a seamless aesthetic
- Integrate cap into wall design to create depth and custom appearance
- Multiple installation patterns.
- Pairs well with other Melville smooth-faced product lines
- On-trend color offering complements any project
- Simplistic design allows for easy installation of walls and other outdoor features
- 2 foot maximum height is perfect for garden and planter walls

QUALITY FOR LIFE

Every step of our manufacturing process incorporates rigorous research, testing and quality assurance. We demand the highest quality from each of our facilities across North America. We believe in creating world class building products that stand the test of time. See our lifetime warranty at [Belgard.com/Warranty](https://www.belgard.com/Warranty)

Due to the natural materials in our products, colors may vary from those shown on the cut sheet. We recommend viewing actual product samples to ensure the perfect color and finish for each project.

WESTON STONE™

Garden | Freestanding

Offering the look of tumbled cut stone, this wall block is double-sided offering the design flexibility to create a wide variety of garden walls and outdoor living features.



DEVELOPED BY
ANCHOR
DIAMOND
WALL INDUSTRY EXPERTS



FREESTANDING



GARDEN



FIRE PITS



KITCHEN



STEPS



COLUMNS

PALLET INFORMATION

WESTON STONE™		SQFT/ PALLET	SOFT/ LAYER	LAYER/ PALLET	UNITS/ PALLET	WEIGHT/ PALLET
2-PIECE	4 x 8 x 8	39	5.57	7	120	3360
	4 x 12 x 8					
UNIVERSAL	4 x 12 x 8	-	-	7	120	3634

SHAPES & SIZES

2-PIECE



4 x 8 x 8



4 x 12 x 8

UNIVERSAL



4 x 12 x 8



DANVILLE BEIGE

Swatch represents product color only



LUEDERS GRAY

Swatch represents product color only

LEARN MORE

View the product page on [Beldgard.com](http://Belgard.com) for more information



TECHNICAL SPECS

- Plantable wall designs and columns can be easily created
- Create a wide variety of custom outdoor living features including kitchens, built-in seating and fire features
- Build curved or straight walls
- Build freeform walls with minimal cuts
- Can be used to build gravity walls up to 2 feet high*, including the buried course
- Minimum outside radius, measured on the top course to the front of the units: 5 feet
- Minimum inside radius, measured on the base course to the front of the units: 3 feet

*Gravity wall heights are based on project specific conditions and may be lower than this value.

QUALITY FOR LIFE

Every step of our manufacturing process incorporates rigorous research, testing and quality assurance. We demand the highest quality from each of our facilities across North America. We believe in creating world class building products that stand the test of time. See our lifetime warranty at Beldgard.com/Warranty


Due to the natural materials in our products, colors may vary from those shown on the cut sheet. We recommend viewing actual product samples to ensure the perfect color and finish for each project.

MODENA

Coping | 60mm

Enriched with DuraFusion Technology for enhanced texture and wear-resistance, a modern elongated shape and elegantly smooth face provide a graceful finishing touch to pools, steps and outdoor features.

AVAILABLE SPRING 2026



MODULAR
SIZING



DURAFUSION
TECHNOLOGY



FIRE PITS



STEP
TREADS

PALLET INFORMATION

MODENA		LNFT/ PALLET	UNITS/ LAYER	LNFT/ LAYER	LAYER/ PALLET	WEIGHT/ PALLET
COPING 60MM	36 x 15 x 2 $\frac{3}{8}$	54	3	9	6	3222

SHAPES & SIZES

COPING | 60MM



36 x 15 x 2 $\frac{3}{8}$



ANTHRACITE 



HICKORY 



SEPIA 



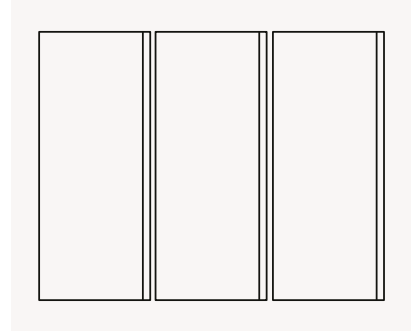
SHADED GRAY 

LEARN MORE

View the product page on [Belgard.com](https://www.belgard.com) for more information




PALLET LAYOUT



TECHNICAL SPECS

- Finishes straight pools, steps and wall caps with one coordinated look
- Front finished edge for a clean waterline or tread detail
- True 3" incremental sizing compatible with all modular paver styles—look for Modular Sizing icon
- Edge detail matches Dimensions and Origins pavers for consistent transitions
- Modular dimensions simplify estimating and ordering
- Sizing and dimensions simplify installation and reduce cuts and waste
- Large format, DuraFusion coping option for ultra premium finish

 **DuraFusion™ Technology**
A bold, vibrant finish with a smoother, tighter texture.

QUALITY FOR LIFE

Every step of our manufacturing process incorporates rigorous research, testing and quality assurance. We demand the highest quality from each of our facilities across North America. We believe in creating world class building products that stand the test of time. See our lifetime warranty at [Belgard.com/Warranty](https://www.belgard.com/Warranty)

Due to the natural materials in our products, colors may vary from those shown on the cut sheet. We recommend viewing actual product samples to ensure the perfect color and finish for each project.

Regional colors may vary. Check with your local Belgard Sales Rep.

MARINA™

Coping | 60mm

The smooth surface texture and refined, rounded edges make this bullnose coping a classic finishing touch to enhance pools and a variety of outdoor features.



FIRE PITS



STEP TREADS

PALLET INFORMATION

	MARINA™ COPING	LNFT/ PALLET	LNFT/ LAYER	LAYER/ PALLET	UNITS/ PALLET	WEIGHT/ PALLET
60MM	5 ¹⁵ / ₁₆ x 11 ¹³ / ₁₆ x 2 ³ / ₈	105	-	5	210	2751

SHAPES & SIZES

60MM



5¹⁵/₁₆ x 11¹³/₁₆ x 2³/₈



MIDNIGHT



FOUNDRY



SUEDE

LEARN MORE

View the product page on Belgard.com for more information



TECHNICAL SPECS

- Rounded edges protect feet and hands when getting out of a pool or going up and down steps
- Provides a finished edge that blends seamlessly with patios and pool decks
- Helps pool or spa hold its shape by keeping walls straight and rigid, and protects surrounding area from water damage
- Can be used to provide a finishing touch to steps, planters, walkways, and terraced patios

QUALITY FOR LIFE

Every step of our manufacturing process incorporates rigorous research, testing and quality assurance. We demand the highest quality from each of our facilities across North America. We believe in creating world class building products that stand the test of time. See our lifetime warranty at Belgard.com/Warranty

Due to the natural materials in our products, colors may vary from those shown on the cut sheet. We recommend viewing actual product samples to ensure the perfect color and finish for each project.

LANDINGS™

Step Unit

The chiseled look of quarried limestone on the step tread and rise adds style to landscape level changes, while the smooth face of the remaining sides offers design flexibility.



PALLET INFORMATION


LANDINGS™ STEPS		LNFT/ PALLET	LNFT/ LAYER	LAYER/ PALLET	UNITS/ PALLET	WEIGHT/ PALLET
STEP UNIT	6 x 48 x 18	24	4	3	6	2761

SHAPES & SIZES

STEP UNIT



6 x 48 x 18



MIDNIGHT



MOONLIGHT

LEARN MORE

View the product page on [Belgard.com](https://www.belgard.com) for more information



TECHNICAL SPECS

- Double-sided texture and two unique faces on the rise allow steps to be rotated for optimal aesthetics
- Smooth sides allow steps to be placed side by side for longer treads
- Granite-like texture on tread surface
- Even bottom and consistent size offer installation ease
- Palletized for easy removal by skid-steer loader
- Dry-cast production provides consistent color throughout unit
- Riser faces are uniquely designed to nest together, creating an optional landing with a narrow joint

QUALITY FOR LIFE


Every step of our manufacturing process incorporates rigorous research, testing and quality assurance. We demand the highest quality from each of our facilities across North America. We believe in creating world class building products that stand the test of time. See our lifetime warranty at [Belgard.com/Warranty](https://www.belgard.com/Warranty)

Due to the natural materials in our products, colors may vary from those shown on the cut sheet. We recommend viewing actual product samples to ensure the perfect color and finish for each project.

ARTFORMS™

Modular Panel System

Innovative large-format modular panels offer contemporary lines and the versatility to create unlimited architectural features for outdoor living spaces.



PALLET INFORMATION

ARTFORMS™		SQFT/ PALLET	SQFT/ LAYER	LAYER/ PALLET	UNITS/ PALLET	WEIGHT/ PALLET
OPEN END	18 x 36 x 3	81	9	9	9	2745
CLOSE END	18 x 36 x 3				9	
OPEN END	6 x 36 x 3	31.5	10.5	3	3	1095
CLOSE END	6 x 36 x 3				18	

SHAPES & SIZES

18 X 36



18 x 36 x 3

Pallets contain both open and close ended units

6 X 36



6 x 36 x 3

Pallets contain both open and close ended units

INSTALLATION HARDWARE*



ANCHOR SLIDE & NUT
50 units per box



JOINING PLATE
10 units per box



OUTER CORNER
10 units per box



INNER CORNER
10 units per box



STRETCHER
10 units per box

*Installation hardware is sold separately



ANTHRACITE



HICKORY



SCANDINA GRAY

LEARN MORE

View the product page on Belgard.com for more information



TECHNICAL SPECS

- Large format high-strength concrete panels
- Mechanically fastened with stainless steel hardware
- Ideal for outdoor living projects of all sizes including rooftop applications
- Efficient installation with minimal waste
- Minimal disruption for property owner
- Easily added to existing projects
- Endless design possibilities for outdoor living features including seat walls, fire and water features, planters, and outdoor kitchens

QUALITY FOR LIFE

Every step of our manufacturing process incorporates rigorous research, testing and quality assurance. We demand the highest quality from each of our facilities across North America. We believe in creating world class building products that stand the test of time. See our lifetime warranty at Belgard.com/Warranty

Due to the natural materials in our products, colors may vary from those shown on the cut sheet. We recommend viewing actual product samples to ensure the perfect color and finish for each project.

BORDEAUX™ SERIES

Grill Island & Fire Features

Timeless stackstone design with accents that emulate polished limestone, the components of this series transform outdoor living spaces with a coordinated, cohesive look.



SHAPES & SIZES

FIREPLACE




2'7"D x 4'3"W x 7'8"H
Pallet Weight: 4,170

WOOD BOXES



2'1¼"D x 3'3"W x 3'1"H Each
Sold as a pair
Pallet Weight: 3,070

LINEAR FIREPLACE



3'6½"D x 7'8"W x 4'5¼"H
Pallet Weight: 4,000

GRILL ISLAND



2'6"D x 5'11"W x 3'5"H
Grill & Doors included
Pallet Weight: 3,260

LINEAR FIRE TABLE



2'11"D x 6'2"W x 2'5"H
Pallet Weight: 2,500



PEWTER/MIDNIGHT



SIENNA/BUFF



SIENNA/MIDNIGHT

LEARN MORE

View the product page on Belgard.com for more information



TECHNICAL SPECS

- Pre-assembled modular features are each packaged as one unit that can be installed in hours versus days
- Units include fork slot configurations for easy transport and installation
- Fireplaces can be retro-fitted for gas burning log sets and burners
- Grill islands include stainless steel grill and door set—specify propane or natural gas when ordering

PLEASE NOTE: Be sure to check with your local municipality for any codes that may affect your installation.

Body Color

Accent Color



QUALITY FOR LIFE

Every step of our manufacturing process incorporates rigorous research, testing and quality assurance. We demand the highest quality from each of our facilities across North America. We believe in creating world class building products that stand the test of time. See our lifetime warranty at Belgard.com/Warranty

Due to the natural materials in our products, colors may vary from those shown on the cut sheet. We recommend viewing actual product samples to ensure the perfect color and finish for each project.

MELVILLE™ SERIES

Grill Island & Fire Features

Stunning linear design features a smooth face and clean lines to deliver a sleek, contemporary style. Components work together to provide a cohesive finished look.



SHAPES & SIZES

FIREPLACE



2'7"D x 4'3"W x 7'8"H
Pallet Weight: 4,170

WOOD BOXES



2'1¼"D x 3'3"W x 3'1"H Each
Sold as a pair
Pallet Weight: 3,070

LINEAR FIREPLACE



3'6½"D x 7'8"W x 4'5¼"H
Pallet Weight: 4,000

GRILL ISLAND



2'6"D x 5'11"W x 3'5"H
Grill & Doors included
Pallet Weight: 3,260


LINEAR FIRE TABLE



2'11"D x 6'2"W x 2'5"H
Pallet Weight: 2,500



SCANDINA GRAY/MIDNIGHT



LEARN MORE

View the product page on [Belgard.com](https://www.belgard.com) for more information



Body Color

Accent Color



TECHNICAL SPECS

- Coordinates with Melville™ Wall and Melville™ Tandem Wall
- Pre-assembled modular features are each packaged as one unit that can be installed in hours versus days
- Units include fork slot configurations for easy transport and installation
- Fireplaces can be retro-fitted for gas burning log sets and burners
- Grill islands include stainless steel grill and door set — specify propane or natural gas when ordering

PLEASE NOTE: Be sure to check with your local municipality for any codes that may affect your installation.

QUALITY FOR LIFE

Every step of our manufacturing process incorporates rigorous research, testing and quality assurance. We demand the highest quality from each of our facilities across North America. We believe in creating world class building products that stand the test of time. See our lifetime warranty at [Belgard.com/Warranty](https://www.belgard.com/Warranty)

Due to the natural materials in our products, colors may vary from those shown on the cut sheet. We recommend viewing actual product samples to ensure the perfect color and finish for each project.

MELVILLE™

Fire Pit

The linear design and subtle edges of wall wedge blocks take this fire pit center stage. Compatible with the Elements™ round gas fire pit insert, it pairs with Melville Wall products.



ROUND FIRE PIT

- 54 $\frac{3}{8}$ " outside diameter
- 34 $\frac{3}{8}$ " inside diameter
- Stacks 4 rows high
- Anchor Cap sold separately.
- Elements inserts sold separately.
- Pallet Weight: 1921

SHAPES & SIZES

WEDGE



4 x 9 $\frac{1}{2}$ x 10

FIRE INSERT



Item #70580597
Elements 34" Smoke-less
Wood Fire Pit Insert

GAS INSERT



Item #70585063
Elements 34" Round Gas
Fire Pit Burner Kit



ANTHRACITE



ASHWOOD



HICKORY



SCANDINA GRAY

LEARN MORE

View the product page on [Belgard.com](https://www.belgard.com) for more information



TECHNICAL SPECS

- Special wedge-shaped blocks of Melville Wall
- Coordinates with the Melville Series of kitchen and fire features
- Pallet includes all blocks needed to complete circular fire pit

QUALITY FOR LIFE

Every step of our manufacturing process incorporates rigorous research, testing and quality assurance. We demand the highest quality from each of our facilities across North America. We believe in creating world class building products that stand the test of time. See our lifetime warranty at [Belgard.com/Warranty](https://www.belgard.com/Warranty)

Due to the natural materials in our products, colors may vary from those shown on the cut sheet. We recommend viewing actual product samples to ensure the perfect color and finish for each project.

WESTON STONE™

Fire Pit Kit

With the look of tumbled cut stone, this fire pit makes a beautiful addition to any outdoor living space and is the ideal complement to projects with Weston Stone walls.



ROUND FIRE PIT 1

- 48" outside diameter
- 30" inside diameter
- Stacks 4 rows high
- Fire ring is included

SHAPES & SIZES

FIRE PIT UNIT



48" W x 16" H
(including base course)



DANVILLE BEIGE

Swatch represents product color only



LUEDERS GRAY

Swatch represents product color only

LEARN MORE

View the product page on Belgard.com for more information



TECHNICAL SPECS

- Quick and easy to assemble with all needed wall units on a single pallet
- A beautiful complement to projects with Weston Stone™ walls
- Insert included

QUALITY FOR LIFE

Every step of our manufacturing process incorporates rigorous research, testing and quality assurance. We demand the highest quality from each of our facilities across North America. We believe in creating world class building products that stand the test of time. See our lifetime warranty at Belgard.com/Warranty

Due to the natural materials in our products, colors may vary from those shown on the cut sheet. We recommend viewing actual product samples to ensure the perfect color and finish for each project.

ENHANCED OUTDOOR LIVING

COMPLETE THE VISION

Appliances & Accents



WANT MORE KITCHEN, FIRE OR WATER FEATURES?

ElementsHome.com



FIRE PITS & BOWLS

Artisan fire features and planters to enhance the style of any space.



Artisan Cast Stone Rectangle Fire Pit




Artisan Cast Stone Square Bowl

FIRE PIT INSERTS

Burner kits and inserts for easy installation of fire features.



Elements Round Gas Fire Pit Burner Kit




Smoke-less Fire Pit Insert

ARTFORMS™ + ELEMENTS™

Our Artforms™ Modular Panel System is designed to work seamlessly with Elements™ appliances and accessories for the efficient installation of contemporary outdoor kitchens and living rooms.

Pro Tip

Set yourself up for repeat business by phasing projects: Start with a patio now—add a kitchen next season!



OUTDOOR COOKING (carts available for freestanding options)

Gourmet cooking appliances for outfitting outdoor kitchens with grills, burners, smokers and more.



Elements Blue Diamond Kamado



Elements Griddle



Elements Pro Built-In Grill

OUTDOOR KITCHEN STORAGE

Storage and refrigeration for enhancing functionality.



Elements 2-Bin Trash Door



Elements Double Drawers



Elements 22" Outdoor Refrigerator



WINSTON-SALEM
GARDEN CENTER

BELGARD

B
BELGARD
PAVES THE WAY

B
BELGARD
PAVES THE WAY

B
BELGARD
PAVES THE WAY

OLDCASTLE

RESOURCES FOR EVERY STEP

EXPLORE LAYING PATTERNS,
DESIGN TOOLS, AND BUSINESS
RESOURCES THAT MAKE EVERY
PROJECT EASIER AND EVERY
RESULT EXCEPTIONAL



EXPLORE THE 2026

COLOR OFFERINGS

With so many shades, hues and variations, we've made it easy to create the exact aesthetic and personality to fit each vision.

*Available in Pavers Only **Available in Walls Only

Blended Colors

Blends of three or more complementary or contrasting colors create a more dramatic look.



SILVERADO*



NEWPORT GRAY*



LUEDERS GRAY



FOSSIL BEIGE



RIO*



IRON BAY*



ASHWOOD*



DANVILLE BEIGE

Tone-on-Tone Colors

Subtle shifts in shade and tone within the same color family are often used to create a contemporary look.



SHADED GRAY*



SCANDINA GRAY



ANTHRACITE**



SEPIA*



HICKORY*



TEAK*

Due to the natural materials in our products, colors may vary from those shown in our catalog. We recommend viewing actual product samples to ensure the perfect color and finish for each project.

Solid Colors

Products with a consistent color tone throughout are primarily used for design accents or to create a neutral backdrop.



GRAY



BOURBON*



PEARL*




IVORY*



BLANCO*



FOUNDRY**




CHARCOAL*



ROSEWOOD*



SUEDE*




MIDNIGHT**



FOG*

GO BEYOND COLOR

Discover how color is just the beginning. Explore [Belgard.com](https://www.belgard.com) for endless inspiration and complete your outdoor living vision with local products.




PAVER TECHNOLOGY GUIDE

OPTIONS THAT PERFORM FOR EVERY LIFESTYLE

Choose textures and tones for the desired look, with performance engineered for how the space will be used. No matter the climate or site conditions, the right paver technology stands up to everyday life and delivers lasting style.

The Right Paver Technology for the Right Project, Every Time.



Core Mix

A staple in outdoor patio design, offering consistent color through the whole paver to minimize wear.



DuraFusion™

Ideal for design-forward projects and regions with harsh or unpredictable winter weather.



DURAFUSION
Papyrus



DURAFUSION
Dimensions Slab




CORE MIX
Geometric Shapes

DURAFUSION
Dimensions 6 x 9

CORE MIX
Dimensions 12 x 24

DURAFUSION
Brooklyn



CORE MIX
Origins 18



DURAFUSION
Origins 12

DURAFUSION
Brooklyn

PROTECT THEIR INVESTMENT

MAINTENANCE & PROTECTION

For 40 years, Techniseal® products have been trusted by residential and commercial hardscape installers. As a one-stop shop, Belgard offers Techniseal sealers, adhesives and edging to achieve long-lasting results.



WANT MORE
PRODUCT OPTIONS?

Belgard.com/Techniseal



REMOVE STAINS

Tackle tough surface stains with specially formulated stain removers.



Rust stain remover



Dirt & grease stain remover

ELIMINATE EFFLORESCENCE

Maintain and restore the beauty of your hardscape surfaces.



Paver restorer removes haze created by some polymeric sands



Paver Prep dislodges efflorescence and ground-in dirt

PREVENT WEEDS & EROSION

Enhance aesthetics, durability and stability of paver projects.



The smart choice for everyday installations



High-performance, the only real no-haze, no-dust alternative



Maintenance Tip

Allow pavers to cure prior to sealant application. Discuss with your representative, as cure time varies by climate. Maintain the long-term beauty of pavers by cleaning and resealing every 3 to 5 years.



STAIN RESISTANCE

Protect pavers or enhance color with top quality sealers.



Natural look with matte finish, preserves the natural beauty of pavers



Color Boost CB+ matte finish, enhances the color of pavers



ENHANCE STABILITY

NextGel™ technology ensures stability of patios and walkways.



Fortified hardscape concrete edging



SUPERIOR STRENGTH

Bond construction materials 50% faster (8-minute bond time).



Hardscape foam adhesive

PARTNERING FOR YOUR SUCCESS

BELGARD AUTHORIZED CONTRACTOR PROGRAM



**SIGN UP
TODAY**

[Beldgard.com/Pro](https://Belgard.com/Pro)

✓ **Exclusive Sales Tools**

Win more jobs with custom resources.

✓ **Priority Leads**

Get homeowner inquiries first.

✓ **Homeowner Financing**

Offer flexible payment options.

✓ **VIP Events**

Network and learn at exclusive gatherings.



GROW YOUR BUSINESS WITH BELGARD

BUILD SKILLS. BOOST PROFITS. DRIVE SUCCESS.

Hands-On Learning

Master hardscape techniques and trends through interactive sessions.

Industry Certifications

Earn credentials that build trust and set you apart.

Networking That Counts

Connect with pros, share ideas, and grow partnerships.

Flexible Learning Options

Learn in person or online—anytime, anywhere.



**FIND
TRAINING**

[Beldgard.com/Training](https://Belgard.com/Training)

*BUILD MORE, EARN MORE
WITH BELGARD.*

Oldcastle® APG Partner Rewards is a contractor loyalty program that not only provides rewards for your purchases across numerous Oldcastle® APG brands, it also opens the door for opportunities to grow your business. Let's build your business together.



— Oldcastle^{APG} —
**PARTNER
REWARDS**

**ENROLL
TODAY**

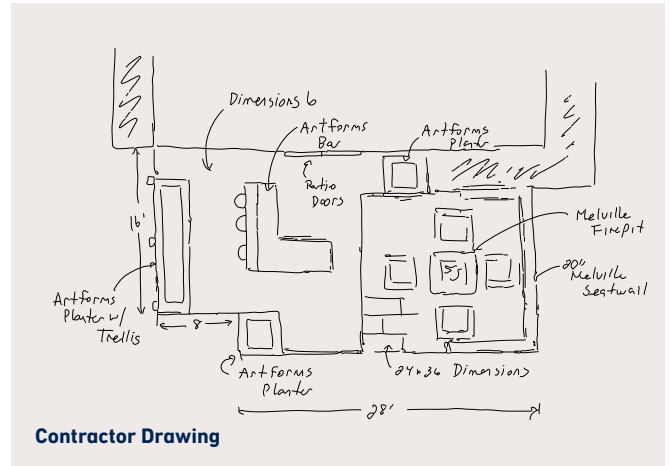


OldcastlePartnerRewards.com

CLOSE SALES FASTER

BELGARD DESIGN STUDIO

Showing homeowners a clear vision of their project is key to closing the deal. Belgard Design Studio gives you customizable templates and augmented reality tools that make it easy for clients to picture their finished space. By helping them see the design come to life, you remove hesitation and give them the confidence to say yes.



Contractor Drawing

BELGARD DESIGN STUDIO


Turn your personal photos & sketches into customized 3D digital renderings.



Belgard.com/DesignStudio



Design Studio Render



Finished Project

BELGARD RESOURCES

ARTFORMS IDEA BOOK



ARTFORMS IDEA BOOK - SPANISH



INSTALLATION GUIDE

FIND YOUR SALES REP

Need help with designs?



[Belgard.com/Rooms](https://www.belgard.com/Rooms)

Browse hundreds of pre-designed outdoor living spaces that simplify planning, design, and installation for your dream backyard.

- Create sharable collections of favorite designs
- Customize layouts and materials with Design Studio
- Get full plans with materials lists



 INCLUDING AUGMENTED REALITY!



LAYING PATTERNS


Important Note

Some patterns may not necessarily reflect the percentages of stone sizes within a particular pallet. In some cases you may have extras in one or more of the sizes. **This must be accounted for in your planning and design.**


AutoCAD® hatch pattern files can be downloaded from belgard.com for use in architectural drawings.

Brooklyn™

Running Bond | 100% 3 x 9




Basket Weave | 100% 3 x 9



Charlestone™

Running Bond | 25% 6 x 6, 33% 6 x 9, 42% 6 x 12




*Important
Note*


Some patterns may not necessarily reflect the percentages of stone sizes within a particular pallet. In some cases you may have extras in one or more of the sizes. **This must be accounted for in your planning and design.**

Dimensions™ 6 | Origins™ 6


3-Piece



Herringbone



Running Bond




*Important
Note*

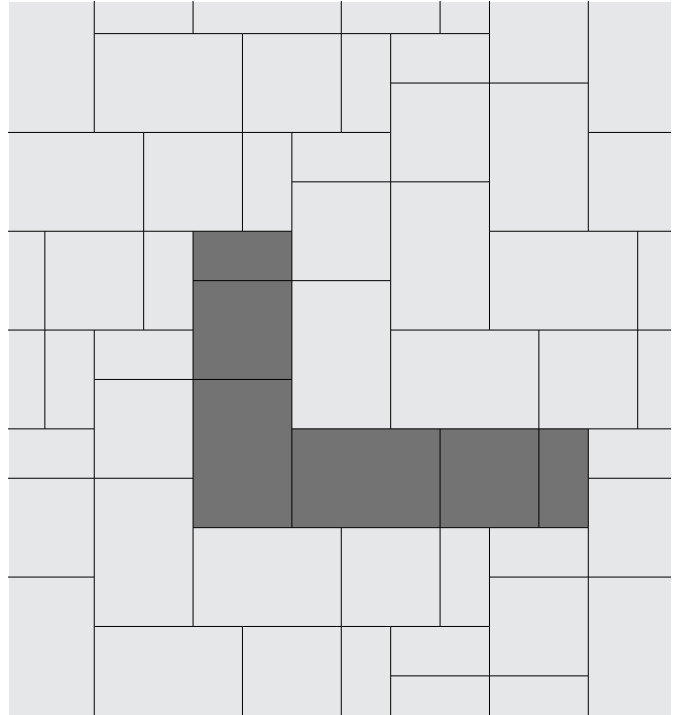
Some patterns may not necessarily reflect the percentages of stone sizes within a particular pallet. In some cases you may have extras in one or more of the sizes. **This must be accounted for in your planning and design.**

Dimensions™ 12 | Origins™ 12


3-Piece



Herringbone



Running Bond




*Important
Note*

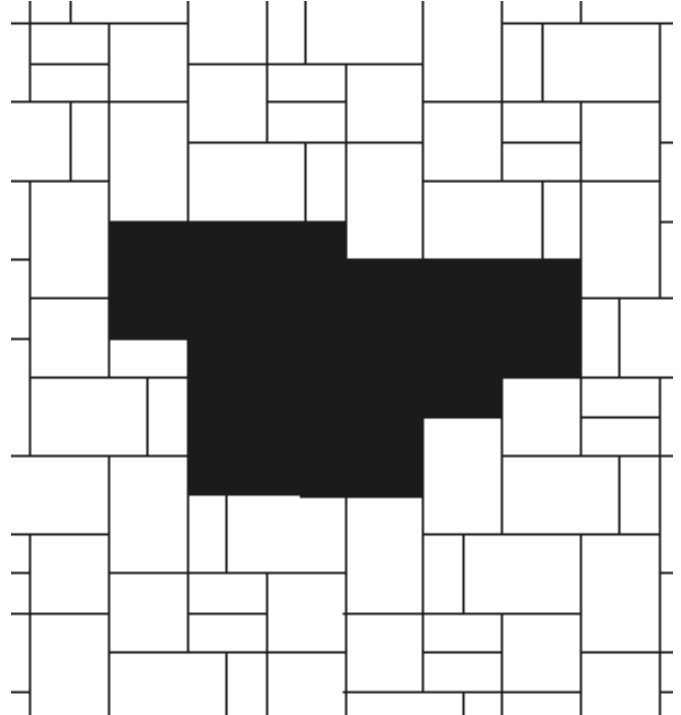
Some patterns may not necessarily reflect the percentages of stone sizes within a particular pallet. In some cases you may have extras in one or more of the sizes. **This must be accounted for in your planning and design.**

Dimensions™ 18 | Origins™ 18 | Papyrus™ 18


Pattern A



Pattern B



Pattern C




*Important
Note*

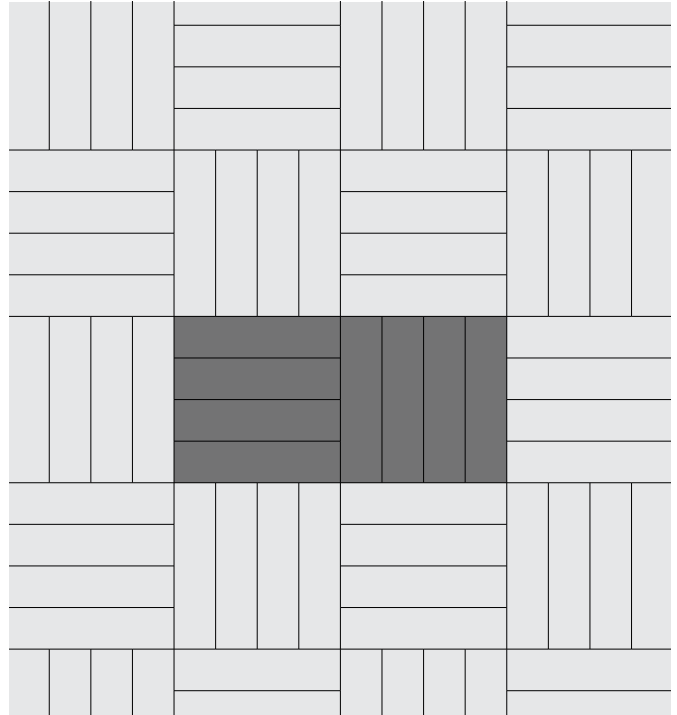
Some patterns may not necessarily reflect the percentages of stone sizes within a particular pallet. In some cases you may have extras in one or more of the sizes. **This must be accounted for in your planning and design.**

Dimensions™ Paver


Running Bond | 100% 3 x 12




Basket Weave | 100% 3 x 12



Herringbone | 100% 3 x 12



Running Bond | 100% 6 x 9




*Important
Note*


Some patterns may not necessarily reflect the percentages of stone sizes within a particular pallet. In some cases you may have extras in one or more of the sizes. **This must be accounted for in your planning and design.**

Dimensions™ Paver

Basket Weave | 100% 6 x 9



Herringbone | 100% 6 x 9




Important Note

Some patterns may not necessarily reflect the percentages of stone sizes within a particular pallet. In some cases you may have extras in one or more of the sizes. **This must be accounted for in your planning and design.**

Aqualine™

Basket Weave | 17% 4½ x 9 x 3½




Important Note


Some patterns may not necessarily reflect the percentages of stone sizes within a particular pallet. In some cases you may have extras in one or more of the sizes. **This must be accounted for in your planning and design.**

Cambridge Cobble®

Pattern A | 100% 6 x 9




Pattern 1 (2pc) | 25% 6 x 6, 75% 6 x 9




Cambridge Cobble®

Pattern A | 17% 3 x 6, 33% 6 x 6, 50% 6 x 9



Pattern B | 10% 6 x 6, 30% 6 x 9, 60% 9 x 12



Every Outdoor Possibility. One Trusted Partner.

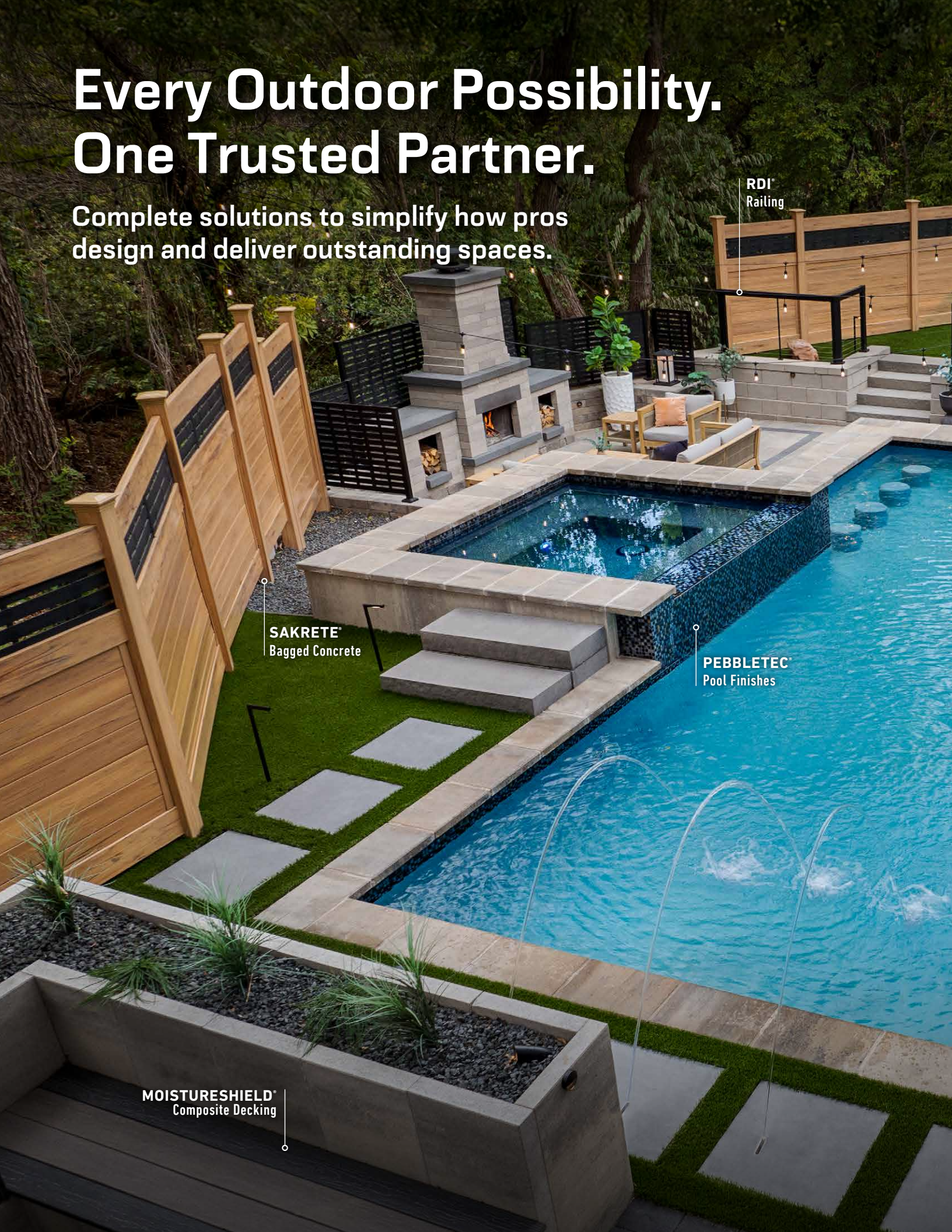
Complete solutions to simplify how pros design and deliver outstanding spaces.

RDI
Railing

SAKRETE®
Bagged Concrete

PEBBLETEC®
Pool Finishes

MOISTURESHIELD®
Composite Decking



CATALYST
Fencing

FREESTYLE™
Shade & Privacy

ELEMENTS™
Outdoor Cooking

TECHNISEAL®
Finish & Protect

BELGARD™
Hardscapes

 **Oldcastle® APG**
A CRH COMPANY

Oldcastle® APG transforms how pros approach outdoor projects with integrated hardscape, decking, fencing and railing solutions backed by the expertise and resources of one powerful partner. The result is streamlined planning, smoother installs and elevated spaces that help more clients Live Well Outside.

OldcastleAPG.com

BELGARD®

AN OLDCASTLE® APG OUTDOOR BRAND

BELGARD.COM

© 2025 Oldcastle® APG, Inc. All Rights Reserved. BEL25-D-555950 | Jewell

