



# ELEVATED OUTDOOR LIVING



# WHY BELGARD?

We'll pave the way together

## QUALITY

Your home deserves the highest quality products backed by our lifetime warranty.

## SERVICE

We combine a national network with personalized, local service you can trust.

## INNOVATION

Dedicated research and development lead our innovation as we create the trends that guide the industry.

## EXPERTISE

From inspiration to installation, we have set the standard for hardscapes for over 25 years.

## DESIGN

We combine practical tools with real-world inspiration to help make your outdoor living dreams a reality.





TABLE OF CONTENTS

# MAKE YOUR DREAM A REALITY

Define Your Style ————— PAGES 04 - 21



Shape Your Space ————— PAGES 22 - 31




Shop the Products ————— PAGES 32 - 57



Plan with Purpose ————— PAGES 58 - 65





## DEFINE YOUR STYLE

DISCOVER THE COLORS, TEXTURES AND PATTERNS THAT EXPRESS YOUR VISION.

# RUSTIC RETREAT

Blending rugged textures, earthy tones, and organic shapes creates a cozy, grounded atmosphere. This style is the perfect match for homeowners seeking a peaceful escape that feels handcrafted and connected to the land.




Mega-Arbel™ in Teak, Landings Step™ in Midnight, Artforms™ in Scandina Gray, Origins™ 18 in Teak

## Earth-Inspired Color Palette


Use warm neutrals—terracotta, mossy greens, and sunbaked browns—to create a palette that feels organic and inviting. These tones pair beautifully with natural wood furniture and lush plantings.




Origins™ 12 in Ashwood & Ashlar Tandem™ in Ashwood



Origins™ 12 in Cheswick & Marina™ Coping in Midnight



Mega-Arbel™ in Iron Bay & Origins™ 12 in Iron Bay with a Brooklyn™ Border in Midnight



Bordeaux Fireplace in Sienna Blend & Holland Stone in Ashbury Haze & Midnight



Dimensions™ 12 in Scandina Gray & Belgian Cobble™ in Midnight

## Texture-Rich Surfaces

Blend natural, textured surfaces with smoother pavers for a cozy, rustic feel. Cobble-style accents, rug-inspired patterns, and organic stone elements bring the warmth and character of nature into your outdoor space.

# MODERN COASTAL

Inspired by seaside serenity, this trend pairs clean lines with natural textures and sun-washed neutrals, creating a relaxed yet refined space for coastal entertaining or quiet outdoor moments.



Dimensions™ 18 in Scandina Gray with Dimensions™ Border in Midnight



Dimensions™ 12 in Sepia with Midnight Border, Marina™ Coping in Midnight



Artforms™ Planters & Seat Wall in Scandina Gray

## Layered Neutrals

Combine whites, taupes, and pale grays to reflect the coastal light and create a calming visual flow. This palette pairs beautifully with ocean-inspired blues and natural greenery.



Quarziti 2.0 in Mountains, Artforms™ Fire Pit with Quarziti 2.0 Veneers

## Texture Play

Mix hardscape finishes to add depth without disrupting the serene aesthetic. For example, layer smooth surfaces with artisanal textures or add geometric patterns to elevate the look. Think of it like pairing linen with driftwood.



Artforms™ Steps & Papyrus™ in Sepia




Melville™ Wall & Dimensions™ Slab in Scandina Gray

# REFINED TRADITION

This timeless design technique emphasizes symmetry, enhanced details, and a warm, welcoming atmosphere. Refined Tradition is ideal for homeowners who value sophistication and seek outdoor spaces that feel curated and comfortably familiar.



Charlestone™ in Fog




Belair Wall™ 2.0 in Iron Bay, Marina™ Coping in Midnight, Dimensions™ Borders in Midnight & Linen



Dimensions™ Antiqued in Sepia

## Warm, Rich Color Palette


Choose colors like brick red, charcoal, and warm beige to reflect traditional materials and complement classic home exteriors.



Brooklyn™ in Rosewood, Weston Stone™ in Iron Bay & Marina™ Coping in Midnight

## Classic Patterns

Incorporate traditional laying patterns like herringbone, basket weave, or running bond to add visual interest and reinforce the timeless aesthetic.



Holland Stone™ in Pearl & Bourbon



Cambridge Cobble™ in Midnight

# BELGARD IS THE COLOR AUTHORITY

Belgard is a pioneer in the use of color for hardscapes. Our rigorous R&D department continually researches design trends and refines processes for transforming locally sourced aggregates into rich color tones that maintain their beauty for a lifetime.



Cheswick



Pearl



Scandina Gray



Shaded Gray




Fog

The right blend of color and texture can take your patio from simple to stunning. Mix shades and finishes to match your personality and create a space that feels unique to your style.



Newport Gray



Melville Wall in Newport Gray, Dimensions & Origins in Shaded Gray & Ashbury Haze and a Holland Stone border in Midnight

## Your Imagination Has No Limits

YOUR COLOR CHOICES SHOULD BE NO DIFFERENT.



Iron Bay



Anthracite



Midnight



Teak



Rosewood



Bourbon

From rich, warm earth tones to grays and serene neutrals, we have the ideal shade and coordinating colors across our most popular styles to enhance your home.



Cliffside



Ashwood



Hickory




Sepia

Due to the natural materials in our products, colors may vary from those shown in our catalog. We recommend viewing actual product samples with your contractor to ensure you choose the perfect color and finish for your project.

THE ART OF DESIGN

# MAKE YOUR STATEMENT WITH COLOR

While your hardscape choices form the foundation of your outdoor space, the colors you choose help define the mood and style of the space and reflect your personality. Soft, natural tones foster relaxation, while vibrant accents inject energy for lively entertaining areas. Use contrasting colors to add flair and showcase your confidence and creativity.



## Solid Shades




Solid shades create a clean, cohesive look that enhances architectural lines and allows landscaping and décor to stand out.

## Cool Blends

Grays with blue tones add a refreshing, modern touch to outdoor spaces, elevating style with subtle sophistication.

## Warm Tones

Browns, tans, and other earthy tones create a cozy, inviting feel, echoing natural elements like sun-warmed stone and soil for a grounded, welcoming vibe.



## Monochromatic

Monochromatic paver colors use different shades of the same hue to create a sleek, unified look that lets textures, patterns, and surrounding elements stand out without visual clutter.

## Contrasts

Contrasting color tones enhance outdoor spaces by defining patterns, borders, and architectural features for a custom look.

## Mix & Match

Mixing and matching paver colors adds depth and visual interest to outdoor spaces, creating a dynamic look that highlights patterns, textures, and architectural features.

FROM GRAND TO INTIMATE

# HOW SCALE TRANSFORMS

The size of your patio sets the tone for how you'll use it, and the pavers you choose can make it feel cozy, expansive, modern, or traditional. Here's a guide on how to choose the right paver size for your space.



## Modern and Spacious

**DIMENSIONS™ 24 X 36**

Larger slabs open up the design, creating a smooth, modern look that feels expansive and uncluttered. Ideal for bigger patios, they emphasize flow and a contemporary sense of space.



## Perfectly Proportioned

**DIMENSIONS™ 12 X 24**

Mid-sized pavers strike the perfect balance between detail and simplicity. They complement most spaces and pair beautifully with surrounding materials for a clean, cohesive look.



## Detailed and Dynamic

**DIMENSIONS™ 3 X 12**

Smaller pavers create a sense of texture and movement—perfect for cozy patios or compact spaces. Their tighter pattern adds visual interest and makes areas feel more intimate.

# DESIGN YOU CAN FEEL THE POWER OF TEXTURE


Texture is one of the most powerful tools in hardscape design, adding both personality and traction underfoot. Mix textures to balance interest, play with light and shadow, and create spaces that are both safe and inviting.



Charlestone™ in Fog, Brooklyn™ in Midnight & Papyrus™ in Scandina Gray



Belair Wall™ 2.0 in Iron Bay with Marina™ Coping in Midnight, Dimensions™ Paver in Pearl & Midnight, Origins™ 18 in Iron Bay



Artforms™ Papyrus™ in Hickory

## Layer in Vertical Texture

Pair complementary textures across pavers and walls for a cohesive look, or contrast finishes to create visual depth and distinction between horizontal and vertical surfaces.

Smooth



Slate / Textured



Tumbled / Antiqued



Artisan



DEFINING PERSONALITY & FLOW

# ENDLESS PATTERNS. INFINITE DESIGNS.

Pattern does more than decorate. It guides movement, defines zones, and sets the mood. Straight lines feel calm, while angles add energy. Borders and rug-like layouts frame patios, paths, and seating areas.




## Small Detail. Big Design Impact.

### BROOKLYN™


Joint sand color affects the overall mood of a design. Tone-on-tone color creates a soft seamless look. Contrasting color sharpens lines and spotlights the pattern.




ALTERNATING PICTURE FRAME  
Origins™ 6 & Dimensions™ 24 x 24




WOVEN LATTICE  
Origins™ 6 x 6 & Dimensions™ 24 x 36




PINWHEEL  
Empire™ & Dimensions™ 24 x 24




HONEYCOMB GRADIENT  
Hexagon




CROSS KEY RUNNING BOND  
Charlestone™ & Dimensions™ 24 x 36




PICTURE FRAME GRID  
Brooklyn™ & Dimensions™ 24 x 24



ALTERNATING STAIR STEP  
Charlestone™ & Dimensions™ 12 x 24



ANGLED LATTICE GRID  
Dimensions™ Slab, Origins™ 6 & Empire™



DUAL TRI-TONE HERRINGBONE  
Parallelogram & Dimensions™ 24 x 36

Patterns set the tone: relaxed and timeless or bold and contemporary.  
Colors affect whether that look feels subtle or striking.



# SHAPE YOUR SPACE

EXPLORE OUTDOOR ROOMS AND FEATURES TAILORED TO SUIT YOUR HOME AND LIFESTYLE.

Step Stones & Walkways

Patios & Entertaining

Outdoor Dining Rooms

Poolsapes


Outdoor Living Rooms

Bars & Outdoor Kitchens


NOW WE'RE COOKING

# CRAFTED FOR YOUR LIFESTYLE

Whether you just grill on the weekends or fancy yourself a full-time alfresco aficionado, your outdoor kitchen should reflect how you live. Define what matters most, so you can build a space that fits your lifestyle, not just your backyard.



Griddle  
Grill  
Smoker  
Oven  
Refrigerator  
Drawers  
Cabinets




Elements™ Blue Diamond Smoker

## Signature Kitchen

FEATURING ASHLAR TANDEM™

The ultimate outdoor destination for those who love to cook and entertain. Featuring a full kitchen with a grill, pizza oven, smoker, and defined dining and lounge zones, this expansive space turns your backyard into a culinary retreat.




Grill  
Sink  
Cabinets

## Entertainer's Kitchen

FEATURING ARTFORMS™

Blending style and function, this built-in design adds counter space, storage, and room to gather. With a built-in grill and optional sink or fridge, it's ideal for hosting friends or family in comfort and style.



Grill  
Cabinets

## Essential Kitchen

FEATURING MELVILLE™ WALL

Effortless and inviting, this streamlined setup is perfect for casual cooking and relaxed dining. A simple grill brings everyday meals outdoors with ease.

FIRE FEATURES

# IGNITE OUTDOOR LIVING



Melville™ Fireplace & Wood Boxes

## Timeless Warmth, Instantly Installed

From simple fire pits and sleek fire tables to elegant outdoor fireplaces, Belgard offers a variety of options to fit your style and space.



Melville™ Linear Fire Table



Artforms™ Recessed Fire Pit



Weston Stone™ Fire Pit




Bordeaux™ Linear Fire Table

## One Foundation, Two Distinct Styles.

**BORDEAUX™ SERIES &  
MELVILLE™ SERIES**

The Bordeaux and Melville Series use the same building blocks but offer different styles. Melville is sleek and modern, Bordeaux is warm and natural with accent colors. Both series offer a variety of fire feature options.



Melville™ Wedge Fire Pit

## Contemporary Comfort

**MELVILLE™ WEDGE FIRE PIT**

The timeless design on this circular fire pit enhances any space, perfectly complementing our Melville Series of walls and outdoor features. Use as a wood-burning feature or convert to gas with an Elements™ fire pit insert.

## More Options. More Fire.

Discover our complete collection of fire pits, fireplaces, and outdoor features online.



[Belgard.com/Fire-Features](https://www.belgard.com/Fire-Features)

STRUCTURE & STYLE

# WALLS THAT DEFINE SPACES


The world is not flat, and sometimes retaining walls are a necessity. Whether the need is functional or purely aesthetic, Belgard has a stylish option for every use.

## Freestanding Walls

Perfect for seating areas, property borders, or to define spaces—no soil support needed, just pure design versatility.

## Garden Walls

Low-profile walls ideal for flower beds, raised planters, or accent borders that add polish and structure to any landscape.



Freestanding Wall Featuring Melville® Wall in Ashwood



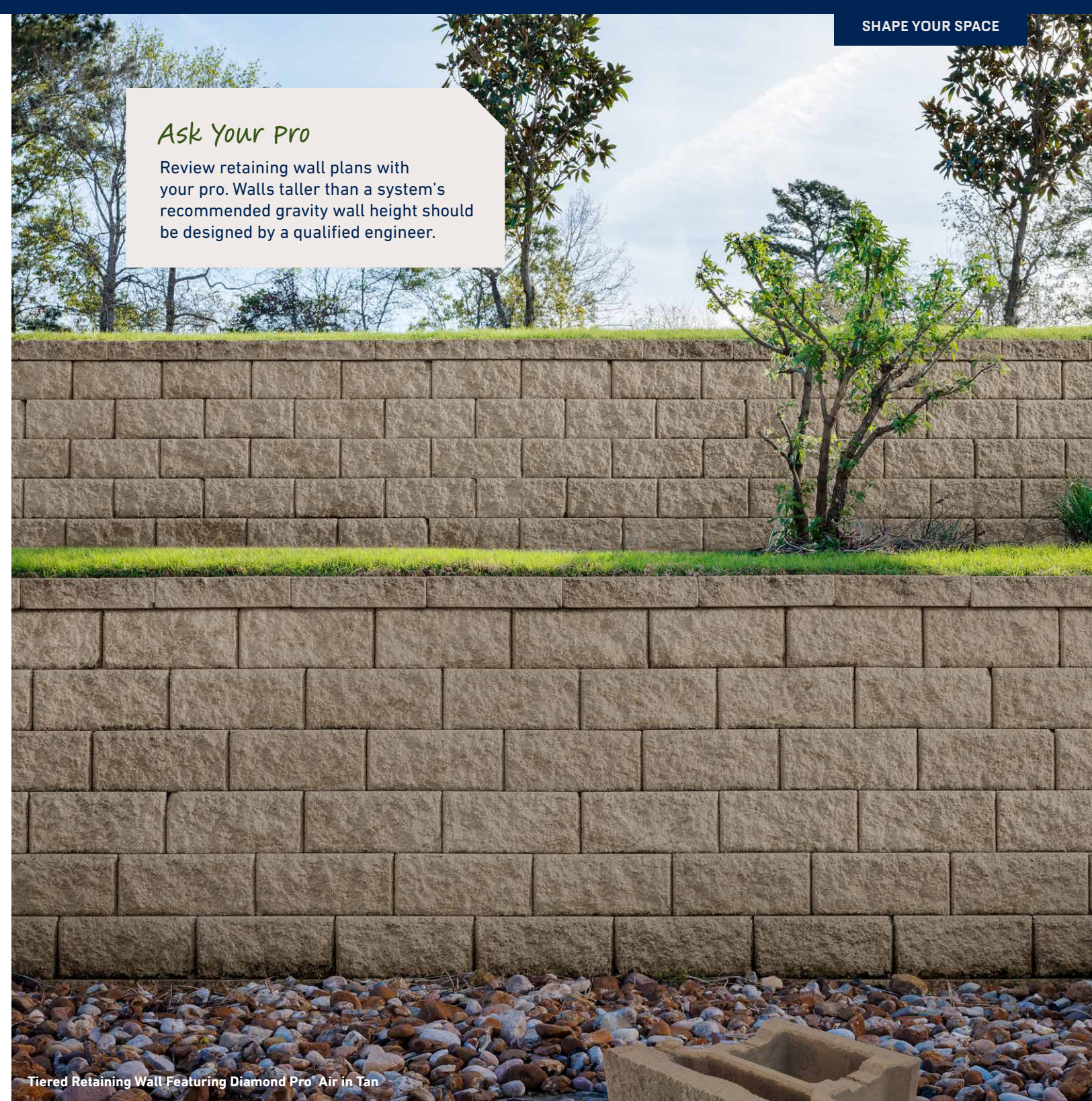
Freestanding / Retaining Wall Combo Featuring Ashlar Tandem™ in Scandinia Gray

## Retaining Walls

Hold back soil and manage slopes while creating level spaces for patios, gardens, or driveways. Functional strength with lasting beauty.

## Tiered Walls

Create visual depth and dynamic elevation with multi-level walls that blend functionality and design in layered harmony.



Tiered Retaining Wall Featuring Diamond Pro® Air in Tan

### Ask Your Pro

Review retaining wall plans with your pro. Walls taller than a system's recommended gravity wall height should be designed by a qualified engineer.

### Plan with Purpose

Before choosing a wall product, consider what it needs to do—hold back soil, create levels, or simply add style. Function determines the right design.

## Smart Strength for Every Landscape

### DIAMOND PRO® AIR

Engineered for performance and designed to impress, Diamond Pro Air offers multiple textures and colors to fit your personal style.



SMART DETAILS FOR YOUR LIFESTYLE

# DESIGNS FOR EVERY BUDGET

These three layouts use the same footprint to show how one backyard can fit different lifestyles and budgets, from simple gatherings to full-on entertaining. Plan a patio that matches how you cook, relax, and connect today, with features you can add as your needs evolve.



## Entertainment-Ready Retreat

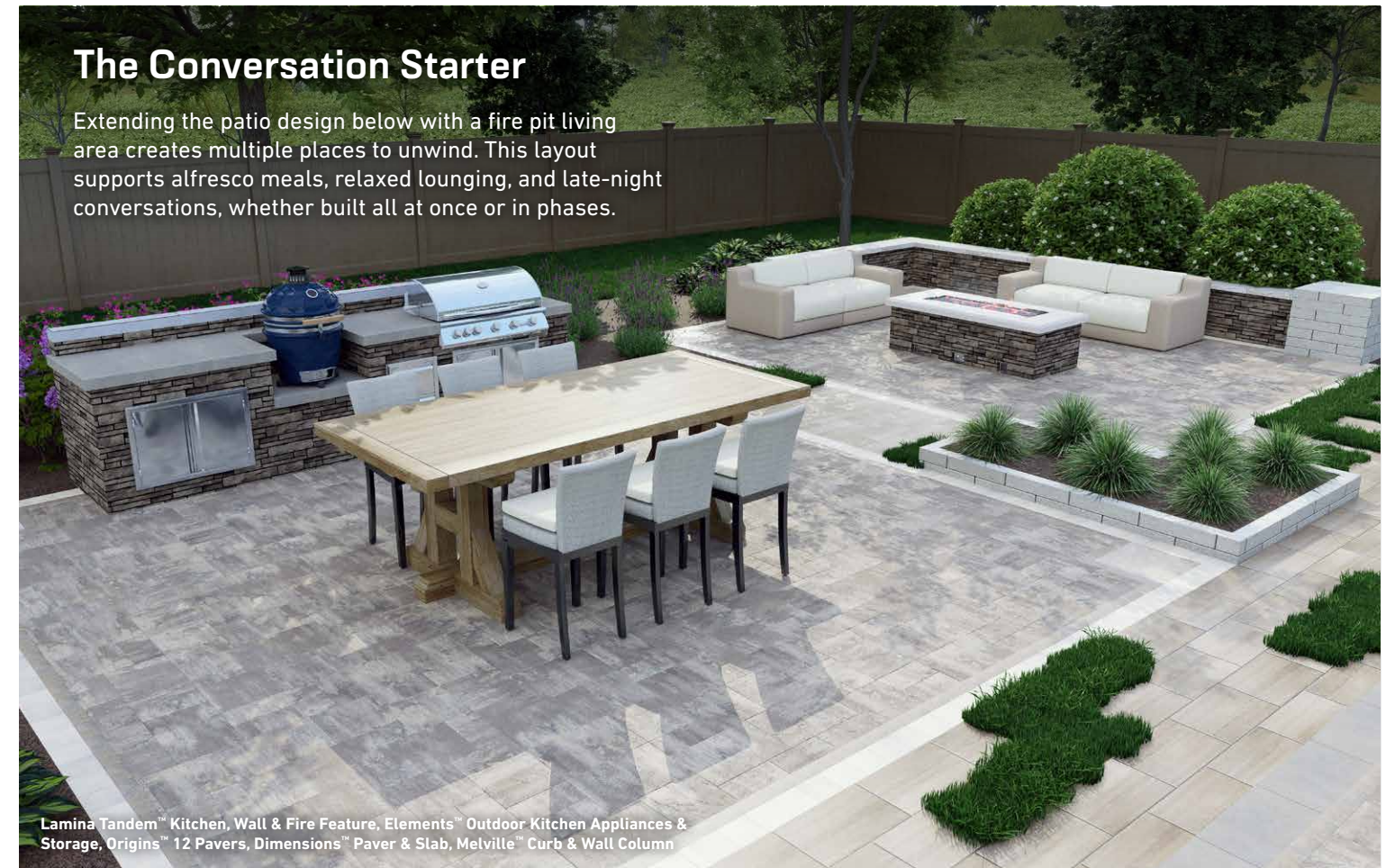
Bring your outdoor lifestyle to its fullest with a complete kitchen, spacious built-in dining, and a fire feature—all thoughtfully connected for effortless entertaining and relaxation.

### Planning Tip

Your dream patio doesn't have to happen all at once. If you are building in phases, smart planning upfront will save time and money later.

## The Conversation Starter

Extending the patio design below with a fire pit living area creates multiple places to unwind. This layout supports alfresco meals, relaxed lounging, and late-night conversations, whether built all at once or in phases.



## The Simple Life

A cozy 10' x 10' patio keeps outdoor living straightforward and inviting. Clean lines and a focused layout provide room for everyday dining and gathering while keeping materials and installation streamlined.



## SHOP THE PRODUCTS

EXPLORE THE PRODUCTS THAT MATCH YOUR STYLE & DEFINE YOUR SPACE.

# BELGIAN COBBLE®

Paver | 60mm

Emulating the look of stones found lining a mountain creek bed, this multi-piece system can be installed as a permeable system and has seven unique shapes for creating natural random patterns and picturesque settings.




Pearl




Pair with:  
Dimensions™


Midnight



BOURBON



MIDNIGHT



PEARL

### Planning Tip!

When planning your project, consider using Belgian Cobble® for elegant borders, accents, or an inlaid rug design to enhance your project's overall aesthetic.



Variable x 2 3/8"

# BROOKLYN™

Paver | 60mm

Its warm, weathered stone look brings timeless character to outdoor spaces, with defining hues and rustic charm ideal for walkways, borders, and patios that balance heritage appeal with enduring visual harmony.



Pair with:  
Origins™

Rosewood



BOURBON



MIDNIGHT



ROSEWOOD

3 x 9"

### Uplevel the Look

Try using Brooklyn™ as a border or accent band with Dimensions™ Slab.

See page 39



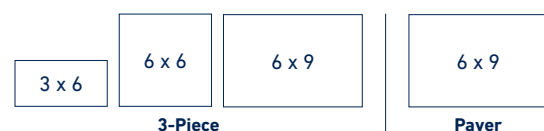
# CAMBRIDGE COBBLE®

## 3-Piece Paver | 60mm

Softly rounded edges and a pillow-top surface capture the timeless charm of cobbled stone, creating inviting walkways, elegant driveways, and outdoor spaces that feel both classic and enduring.



DRIFTWOOD POTOMAC SAVANNAH THUNDERHEAD



### Planning Tip!

To add visual interest to a traditional design, use 6 x 9 pavers to create a distinctive border or inlaid design.

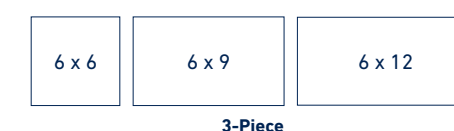
# CHARLESTONE™

## 3-Piece Paver | 60mm

Designed to evoke the charm of early American streets, this system mimics the historical elegance of weathered, hand-cobbled stone and is particularly ideal for driveways and paths.



ASHWOOD FOG IRON BAY MIDNIGHT




### Ask Your Pro

Designed for fast machine installation by a contractor, Charlestone™ can quickly create a driveway with maximum charm, while minimizing disruption and installation time.

# DIMENSIONS™

## 3-Piece System | 60mm

As Belgard's most popular paver, versatility meets contemporary design with multiple system sizes that all feature a smooth face and crisp, clean lines that elegantly coordinate with any architectural style.



Scandina Gray

### Planning Tip!

A dark coping color adds bold contrast to a monochromatic palette.



ANTHRACITE



HICKORY



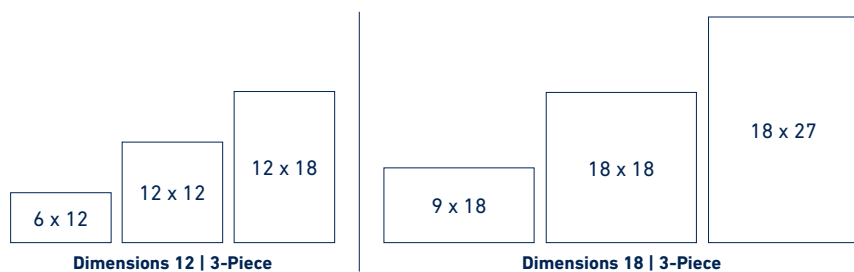
SCANDINA GRAY



SEPIA



SHADED GRAY



# DIMENSIONS™

## Slab | 60mm

A superior choice for contemporary designs, this slab's expansive size and clean, crisp lines create a stunning, modern look for open spaces and feature a smooth, linear surface that elevates minimalist aesthetics.



Scandina Gray

### Complete the Look

Try pairing Dimensions™ Slab with Brooklyn™ Paver in Midnight.

See page 35



ANTHRACITE



HICKORY



SEPIA



SHADED GRAY



# EMPIRE™

Paver | 60mm

Seven distinct textures add a hand-tooled look to classic herringbone and basketweave patterns, creating striking visual and tactile character for patios and walkways.



Scandina Gray



MIDNIGHT



SCANDINA GRAY



Scandina Gray

### Uplevel the Look

Use Empire™ as an accent with smooth pavers to add subtle texture and visual depth.



3 x 12

# HEXAGON 6

Paver | 60mm

A geometric standout for modern hardscapes, this smooth-faced hexagon paver supports contemporary layouts, inlaid accents, and art deco-inspired patterns that bring bold symmetry and visual sophistication to open-air designs.



Pair with:  
Dimensions™ Paver


Scandina Gray & Anthracite



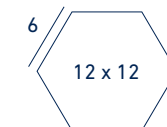
ANTHRACITE



SCANDINA GRAY



SHADED GRAY



### Complete the Look

Pair Hexagon 6 with the Origins™ or Dimensions™ paver lines for dynamic inlaid designs.

See pages 38 & 42



# ORIGINS™

## 3-Piece System | 60mm

Emulating the look and texture of natural stone, this paver system features a slate-inspired surface and earthy tones that blend with outdoor surroundings, enhancing organic flow and harmony across landscape designs.



### Planning Tip!

For organic flow into the surrounding landscape, add ground-level gardens with native plants and natural stone.



ASHWOOD



CHESWICK



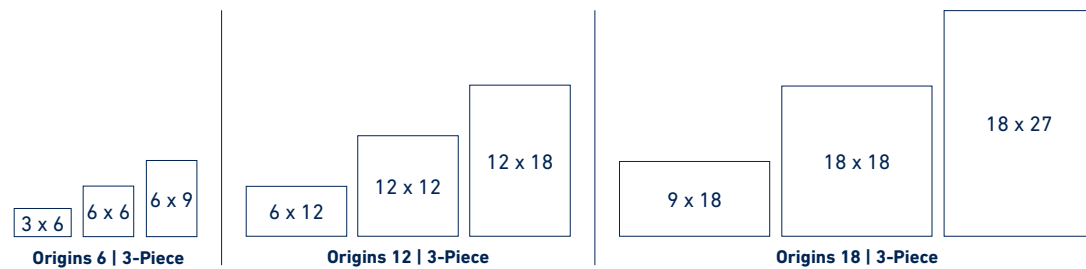
IRON BAY



NEWPORT GRAY



TEAK




# PAPYRUS™

## 3-Piece Paver | 60mm

An organic textural experience with modern elegance, this paver's distinctive face evokes the dimensional richness of woven textiles or hand-tooled stone, adding depth and refined character to contemporary spaces.



Sepia



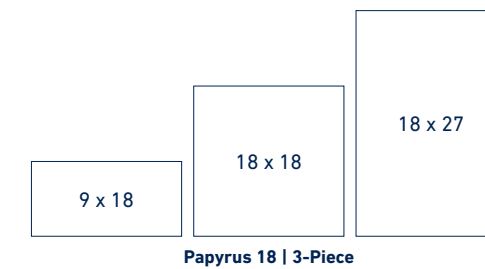
Scandina Gray



SCANDINA GRAY



SEPIA



**Uplevel the Look**  
 For visual contrast, pair Papyrus™ with Belgian Cobble® in Pearl.  
**See page 34**


# TRAVERTINO

## 3-Piece Paver | 60mm


Ideal for overlays, this multi-piece system offers the upscale look of natural travertine featuring earthy color blends and a lightly pitted slip-resistant surface.

### Planning Tip!

Travertino can be used to overlay sound concrete to bring new life to old patios, walkways and driveways.



Dunes



Cheswick



CHESWICK



DUNES



3-Piece

# FINISH YOUR SPACE

## Coping, Caps & Steps

Create a cohesive look across patios, pool decks, gardens, and outdoor living spaces with coordinating caps, coping, and steps that bring smooth transitions and polished edges to tie everything together.



MARINA™ COPING




AVAILABLE SPRING 2026

MODENA COPING



AVAILABLE SPRING 2026

GRAVA COPING



LANDINGS™ STEP



DELMARO COPING



### There's More!


Plan finishing touches as part of the overall design to give your space cohesive, elevated character.

# GLOCAL

## Porcelain Paver | 20mm

The smooth concrete-like finish offers a clean, contemporary aesthetic in large-format sizes. Its structured and tight surface texture in neutral shades makes this porcelain paver a distinctive and adaptable design element.

- v2** SLIGHT SHADE VARIATION
- LOW SOLAR HEAT ABSORPTION



CLEAR **v2** IDEAL **v2** TYPE **v2** CLASSIC **v2**



Additional sizes/colors available. Availability varies by region.

# NOVEMBER

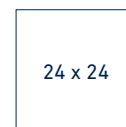
## Porcelain Paver | 20mm

Inspired by nature, this versatile porcelain paver features a refined texture that echoes stone and cement. Gentle shading adds depth and understated beauty for a warm, modern look that feels effortlessly balanced.

- v2** SLIGHT SHADE VARIATION
- LOW SOLAR HEAT ABSORPTION



RAIN **v2** WIND **v2** WARM **v2** LAND **v2**



Availability varies by region.

*Planning Tip!*  
Use porcelain pavers in areas where stain-resistance is important. Their ultra-low absorption quality makes them low-maintenance and highly durable.

# QUARZITI 2.0

Porcelain Paver | 20mm

This interpretation of natural quartz incorporates gentle shading with the authentic diversity and subtle iridescence of natural elements—creating a stunning contemporary aesthetic with depth, dimension, and visual richness.

**v3** MODERATE SHADE VARIATION

LOW SOLAR HEAT ABSORPTION



GLACIER **v3**



MOUNTAINS **v3**



WATERFALL **v3**



RIVER **v3**



Additional sizes/colors available. Availability varies by region.

# TRAVERTINI

Porcelain Paver | 20mm

These large-format slabs offer the upscale timeless look of natural travertine with a smooth finish in aesthetic options that include a dramatic linear vein or a softer cross-cut.

**v2** SLIGHT SHADE VARIATION

LOW SOLAR HEAT ABSORPTION



PEARLY CROSS **v2**



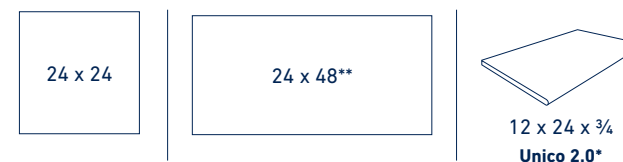
MISTY CROSS **v2**



LIGHT VEIN\*\* **v2**



MISTY VEIN\*\* **v2**



## Planning Tip!

When designing a patio or terrace in sunny climates, keep your space cooler by choosing light colored porcelain pavers that feature low heat absorption rates.

\*Unico is only available in Pearly and Misty Cross.  
\*\* Light Vein and Misty Vein only available in 24 x 48.


Additional sizes/colors available. Availability varies by region.

# ARTFORMS™


## Modular Panel System

Innovative large-format modular panels offer contemporary lines and endless design flexibility for outdoor kitchens, seating, fire features, and gardens—creating functional spaces with durable, livable charm.

- MODULAR SIZING
- FIRE PITS
- KITCHEN
- STEPS



ANTHRACITE



HICKORY



SCANDINA GRAY

### Uplevel the Look

Use Papyrus Artforms™ panels or a lush vertical garden to layer in organic texture and visual impact while softening the overall feel of the design.



# ASHLAR TANDEM™

## Retaining Wall | Freestanding Wall

Virtual joints and a chiseled face create the look of a random stone facade for the versatile Tandem system that can build pillars, garden walls and stylish outdoor kitchens and features.

- FIRE PITS
- KITCHEN
- STEPS
- COLUMNS



NEWPORT GRAY



SHELBY BLEND

H x W x D



3-Piece



Cap

# CASTLEMANOR® GRANA

## Retaining Wall | Freestanding Wall

The smooth face and weathered edges of this versatile multi-piece wall system bring time-worn character to moderate height retaining walls, terraces and other hardscape features.

-  FIRE PITS
-  KITCHEN
-  STEPS
-  COLUMNS



COLONIAL



MIDNIGHT



MISTY MOUNTAIN



SAVANNAH



# DIAMOND PRO® AIR SMOOTH

## Retaining Wall

A sleek, near-vertical profile and smooth face deliver clean lines and modern impact to transform slopes into terraces, maximize usable space, and create outdoor settings that feel intentional and beautifully framed.

-  STEPS
-  COLUMNS



ANTHRACITE



HICKORY



SHADED GRAY



### Planning Tip!

When creating a terrace with retaining walls, plan for how you will use that space. Remember to plan for plumbing and power before the wall goes in.

# DIAMOND PRO® AIR STRAIGHT

## Retaining Wall

A rugged split-stone face and crisp edges bring organic texture and timeless character to retaining and terraced walls—ideal for shaping slopes, framing gardens, or adding structure to outdoor spaces.



Charcoal



CHARCOAL



GRAY



TAN



TOCCOA

### Uplevel the Look

Layered plantings like cascading grasses, low shrubs and low-maintenance greenery soften hard edges and bring warmth to multi-level terraces.




# MELVILLE™ WALL

## Garden Wall | Freestanding Wall

A distinctive smooth face, subtle edges and clean design make this wall stand out for the modern aesthetics it provides. The system is comprised of a double-sided wall unit, along with a matching cap.



Shaded Gray & Anthracite



Anthracite



ANTHRACITE



HICKORY



SCANDINA GRAY



SHADED GRAY

### Uplevel the Look

Caps and coping add a finishing touch and tie a design together. Melville™ Wall is designed so the cap can actually be integrated for visual interest.



EXPLORE THE 2026

# FULL PRODUCT COLOR OFFERINGS

With so many shades, hues and variations, we've made it easy to create the exact aesthetic and personality to fit your vision.

\*Available in Pavers Only \*\*Available in Walls Only



VISIT  
**BELGARD.COM**

Scan the QR to explore the full product and color offering in your region.

## Blended Colors

Blends of three or more complementary or contrasting colors create a more dramatic look.



CHESWICK\* RIVERS EDGE\*\* NEWPORT GRAY LIMESTONE\* DUNES\*



MOCHA\*\* ARDENNES\* MISTY MOUNTAIN\*\* THUNDERHEAD AVONDALE



POTOMAC COLONIAL\*\* IRON BAY SAVANNAH ASHWOOD



SHELBY BLEND\*\* TEAK DRIFTWOOD


Due to the natural materials in our products, colors may vary from those shown in our catalog. We recommend viewing actual product samples to ensure the perfect color and finish for each project.

## Solid Colors

Products with a consistent color tone throughout are primarily used for design accents or to create a neutral backdrop.



GRAY MIDNIGHT MOONLIGHT\* BUFF\*\*



BOURBON\* ROSEWOOD\*

## Tone-on-Tone Colors

Subtle shifts in shade and tone within the same color family are often used to create a contemporary look.



SCANDINA GRAY SHADED GRAY ANTHRACITE SEPIA\* HICKORY

## THERE'S MORE TO LOVE

Please visit [Belgard.com](http://Belgard.com) to view our extensive portfolio of outdoor living products.



**Pavers & Slabs**



**Porcelain Pavers**



**Wall Systems**



**Kitchens & Fire Features**



**Coping, Caps, Edgers & Steps**



## PLAN WITH PURPOSE

TOOLS & SUPPORT FROM  
INSPIRATION TO INSTALLATION  
AND BEYOND

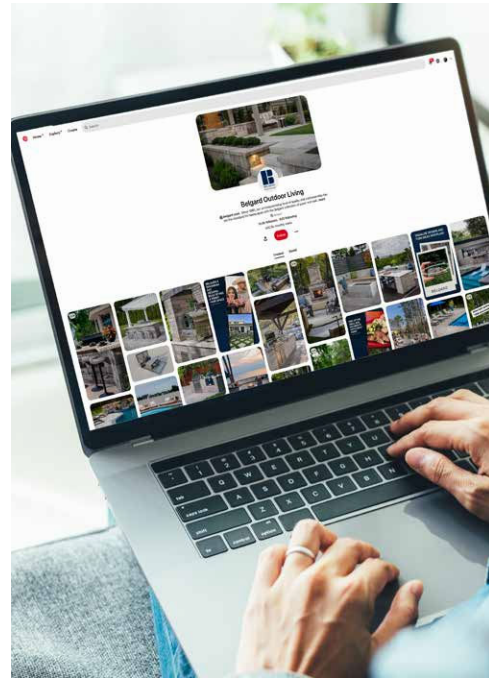
# START YOUR PROJECT TODAY

A DESTINATION WORTH THE JOURNEY

With the complexities that go into an outdoor project, getting started can be overwhelming. And sometimes, unexpected delays can make the process seem even more daunting. Our comprehensive project guide can help prepare you for each phase of the process from inspiration to installation and beyond. Let's walk the path together.


## Planning Tip

Spring and Summer are the busiest seasons for contractors. Start planning during Winter and source your contractor weeks or even months prior to the start of your project.



### SHAPE YOUR VISION

4-6 WEEKS



### FIND A CONTRACTOR

2 WEEKS



### DESIGN YOUR SPACE

4-6 WEEKS



### INSTALLATION

2-12 WEEKS



### AFTER INSTALLATION

6 WEEKS - 12 MONTHS



Seek out inspirational ideas and research local restrictions. And remember, how you plan to use the space is as important as how you want it to look.



Whether working with a referred contractor or using our resources to find one, this is the phase where you solidify your project timeline and begin product selection.



This is the fun part, but sometimes it can take some time to get the design just right. Check out our Belgard Rooms platform to give yourself a head start.



Permit requirements, weather and other delays can sometimes make progress seem slow. But Belgard's innovative systems help speed installation to get you living in your space sooner.



Don't forget to have your pavers sealed and to register your warranty. Now you're ready for a lifetime of outdoor living enjoyment!

[Belgard.com/Warranty](https://Belgard.com/Warranty)



### GET DETAILED PLANNING TIPS

Scan the QR to download the full project planning guide.

# THE BENEFITS OF HIRING A BELGARD AUTHORIZED CONTRACTOR

Belgard carefully vets and monitors our authorized contractors, so you know you're hiring a professional who meets strict standards of workmanship and customer service.

## ✓ Installation Expertise

All Belgard Authorized Contractors (BACs) are trained and certified in proper installation techniques for pavers, retaining walls, and outdoor living features, ensuring your project is durable and safe with lasting beauty.

## ✓ Workmanship Warranty

When you hire a BAC, you not only get our lifetime product warranty, but up to a 5-year workmanship warranty on the installation, too.

## ✓ Elevated Design


BACs provide expert advice on design strategies like layout, aesthetics, and drainage and have access to Belgard's 3D renderings to realistically visualize your space.

## ✓ Flexible Financing

BACs can offer homeowners Belgard's flexible financing program as a way to build your dream now and pay over time.



**FIND A BELGARD CONTRACTOR**  
Belgard.com/find-contractor



### A Customer Testimonial

"Working with our Belgard Authorized Contractor was the best decision we made. Their expertise and focus on our lifestyle transformed our unused front yard into the social courtyard of our dreams."

Kayla Cummings, Michigan



## Peace of Mind With Our Lifetime Limited Warranty

- Transferable warranty
- Timely investigations
- Replacement of defective product at no charge



**REGISTER YOUR WARRANTY**  
Belgard.com/Warranty

# Backyard Plans, Ready to Build



[Beldgard.com/Rooms](https://www.belgard.com/Rooms)

Browse hundreds of pre-designed outdoor living spaces that simplify planning, design, and installation for your dream backyard.

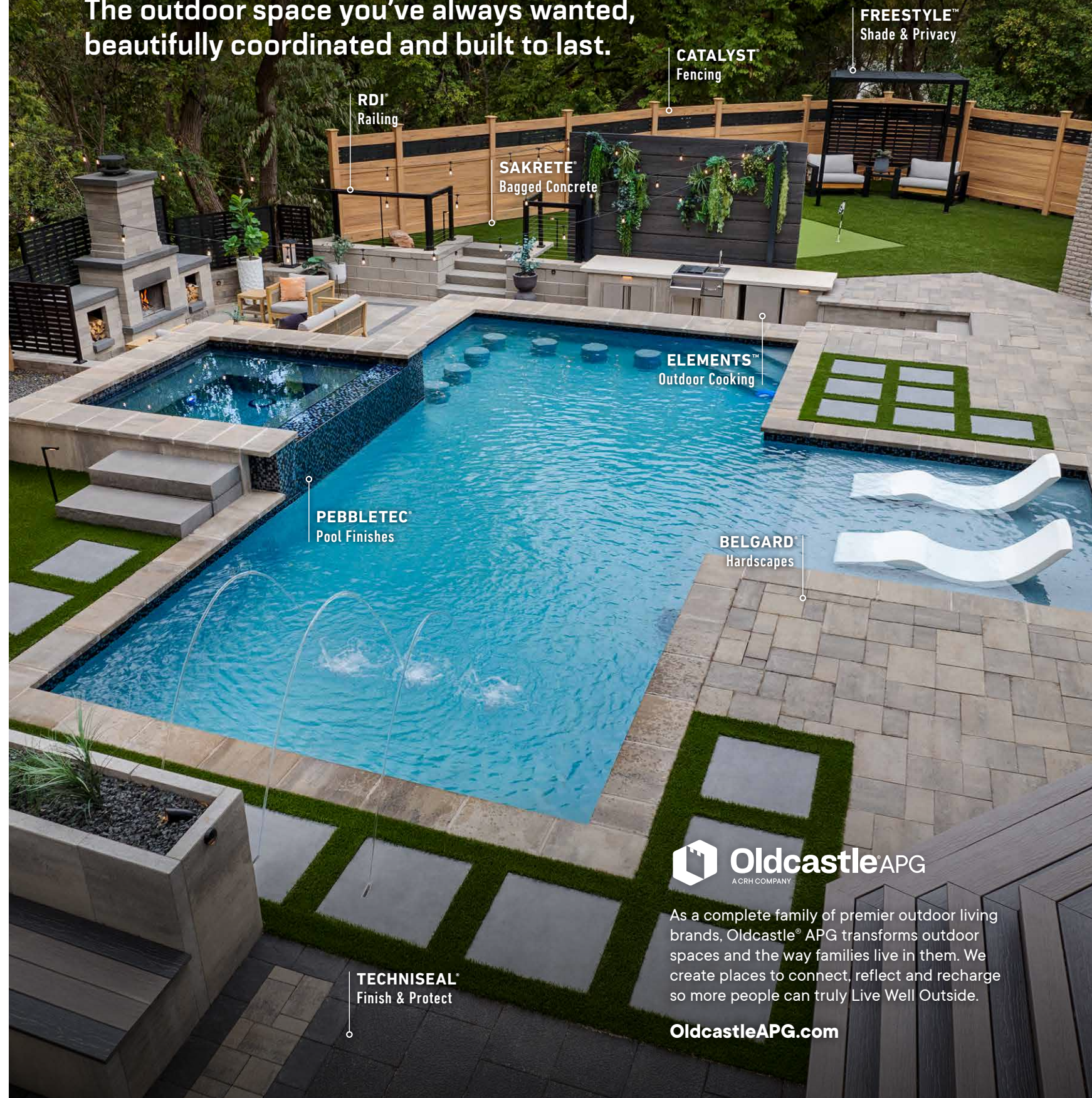


**INCLUDING AUGMENTED REALITY!**



# Every Outdoor Possibility. One Trusted Partner.

The outdoor space you've always wanted, beautifully coordinated and built to last.



**RDI®**  
Railing

**CATALYST**  
Fencing

**FREESTYLE™**  
Shade & Privacy

**SAKRETE**  
Bagged Concrete

**ELEMENTS™**  
Outdoor Cooking

**PEBBLETEC®**  
Pool Finishes

**BELGARD®**  
Hardscapes

**TECHNISEAL®**  
Finish & Protect

Yardzen

## Custom Plans for Your Property

Simply share photos and details of your home, yard and style. Yardzen's expert designers create a personalized Belgard outdoor space specifically for your home, then deliver realistic renderings and a build-ready plan.

Visit [Yardzen.com](https://www.yardzen.com) to start your transformation.

CONNECT WITH A DESIGN EXPERT TODAY.



As a complete family of premier outdoor living brands, Oldcastle® APG transforms outdoor spaces and the way families live in them. We create places to connect, reflect and recharge so more people can truly Live Well Outside.

[OldcastleAPG.com](https://www.OldcastleAPG.com)

**BELGARD®**

AN OLDCASTLE® APG OUTDOOR BRAND

**BELGARD.COM**

© 2026 Oldcastle® APG, Inc. All Rights Reserved. BEL25-D-577237 | GMS Mid-South | Revised 12/2025

