




OLD WORLD PAVER™

A NATURAL STONE CLEFT FINISH FOR THE LOOK AND FEEL OF TIME-WORN CUT STONE

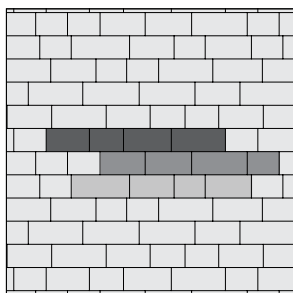
PALLET LAYOUT



FEATURES & BENEFITS

- Cobblestone appearance to create pathways reminiscent of Europe
- Multiple shapes and sizes for maximum versatility
- Timeless look of cut stone
- Wide range of natural color blends
- Ideal for pathways and as an accent feature
- Can be installed as a permeable paving system for residential and non-vehicular applications with proper open-graded aggregate bedding, base and joint material




LAYING PATTERNS



RUNNING BOND PATTERN

SHAPES & SIZES

3-PIECE MODULAR

-  5 1/8 x 7 1/4 x 3 1/8
-  5 1/8 x 10 1/4 x 3 1/8
-  5 1/8 x 12 1/16 x 3 1/8