



2024 RESOURCE GUIDE / SASKATCHEWAN

BELGARD® | PAVES
THE WAY

PROUDLY CANADIAN MADE  BELGARD.CA

BELGARD PRODUCT INDEX

Belgard Elements

Belgard Elements - Bordeaux™	6
Belgard Elements - Melville™	6

Artforms Panel System

Artforms	8
----------	---

Porcelain Tile

Mirage®	10
Accessories	14

Belgard Paving Stones

Basalt™18	16
Belgian Cobble® - NEW	16
Brooklyn™ - NEW	16
Charlestone™ - NEW	17
Cobble	17
Dimensions™6 60mm	18
Dimensions™12 60mm	18
Dimensions™18 60mm	19
Dimensions™ 3x9 60mm	19
Dimensions™ 3x3 - NEW 60mm	19
Dimensions™ 6x6 - NEW 60mm	20
Dimensions™ 6x12 60mm	20
Dimensions™ 12x24 60mm	20
Dimensions™ 24x24 - NEW 60mm	21
Dimensions™12 - NEW 80mm	21
Dimensions™ 6x12 NEW 80mm	21
Empire	22
Flagstone	22
Hexagon12 Half - NEW	23
Hexagon12	23
Holland Stone	23
Mega-Libre™	24
Origins™6 60mm- NEW	24
Origins™12 60mm	25
Origins™18 60mm - NEW	25
Origins™ 3x3 60mm - NEW	25
Origins™ 6x12 60mm - NEW	26
Origins™12 - NEW 80mm	26

Belgard Paving Stones

Papyrus™18 - NEW	26
River Rock®	27
Roman Euro	27
Turfstone	28
Villa Stone	29
VS5 - 88	30
VS5 - 105	32

Belgard Permeable Paving Stones

AquaLine® Standard	35
--------------------	----

Belgard Slabs

Architectural Slabs

Dimensions	37
Cortez	37
New York Stone	38
Texada Hydrapressed	39

Paving Slabs

Diamond	41
Exposed	39
Kingston Patio Slab	42
Quadral	42
Saranak	43

Belgard Freestanding Walls

Melville Wall	45
Tandem® Ashlar Wall	45
Tandem® Ashlar Column Kit	46
Tandem® Long Melville Wall	46
Tandem® Modular Block	47
U Start Base Block	47
StackStone®	48
Weston Stone	49
Marina Coping 6x12	49

Belgard Retaining Walls

AB® Collection	51
AB® Metropolitan™	52
Pisa2®	53
SienaStone2®	55
Versa-Lok®	57

Belgard Steps & Pillars

Landings™ Step Unit	59
SienaStone®	59

Paver / Slab / Wall Accessories

Edge Restraint	61
Techniseal® NOCO Sand	61
Techniseal® STORM Compound	61
Techniseal® RG+	62
Techniseal® Smart Sand	62
Techniseal® HP NextGel	62
Techniseal® NextBase - NEW	62
Rise-It Pedestal	63
BlackJack® One Step	63
BlackJack® Pedestal	63
Techniseal® Structure Bond	64
Geogrid	64
Sleeve-It® SD-1 Fence Post System	64
Wall Drain Pro	64

Yardscapes

Yardscapes	
Dek Block Plus - NEW	66
Dek Block	66
Deck Block Adjuster	66
Planter Block	66

Yardscapes

Fire Pit Kits / BBQ Block	
Beltis Fire Pit	67
Melville Fire Pit Kit - NEW	67
StackStone® Fire Pit	67
Weston Stone Fire Pit Kit - NEW	68
BBQ Block	69
Spark Arrestors	68

Edgers

Stratus	70
Icon	70

Solar Slab & Block

Solar Slab	72
Solar Block	72

Masonry / Bagged Product

Masonry Block	74
---------------	----















Additional Resources

Pallet Return Guide	75
Colour Guide	76
Application Guide	81
Installation Patterns	85
Calculation Guides	96

2024 NEW PRODUCTS






- Belgian Cobble®
- Brooklyn™
- Charlestone™
- Dimensions™ 3x3
- Dimensions™ 6x6
- Dimensions™ 24x24
- Dimensions™ 12 80mm
- Dimensions™ 6x12 80mm
- Hexagon12 Half
- Origins™ 6
- Origins™ 18
- Origins™ 3x3
- Origins™ 6x12
- Papyrus™ 18
- NextBase
- Dek Block Plus
- Melville Fire Pit Kit
- Weston Stone Fire Pit Kit









2024 DISCONTINUED PRODUCTS

Product Exit	Alternative
 AquaPave	 AquaLine
 Holland 4x8 (80mm)	 VS5-88 (150x300)
 Moduline Series	 VS5-108
 River Rock Grana (3 Piece)	 Dimensions12 (80mm)
 Belgravia Smooth Slab 600x600 / 300 x 600	 Dimensions 24x24 / 12 x 24
 Belgravia Slate Slab 600x600	 New York Stone 24x24
 New York Stone 12x24	 New York Stone 24x24

Discontinued Colours

- Dimensions (Grey / Charcoal)
- FlagStone (Copper Canyon)
- VillaStone (Charcoal) - Alternative (Other Offered Colours in Collection)
- New York Stone 24x24 (Copper Canyon / Sandalwood) - Alternative (Other Offered Colours in Collection)
- Melville Tandem Veneer (Victorian, Grey) - (Other Offered Colours in Collection)
- Melville Tandem Coping (Victorian) - Alternative (Other Offered Colours in Collection)
- StackStone (Victorian) - Alternative (Other Offered Colours in Collection)
- AB Metropolitan (Rocky Mountain Blend) - Alternative (Other Offered Colours in Collection)

Product Exit	Alternative
 Kingston Patio 8x16	 Kingston Patio 16x16
 Portage	 FlagStone
 12" Round Exposed	

Product Exit	Alternative
 Beltis Wall	 Weston Stone
 Zen Wall	 Melville Wall
 AB Classic Lite	 AB Classic
 AB Jumbo	 AB Classic



ELEMENTS

BORDEAUX™ | Elements

Product	Colour	Type	SKU	Availability	Pallet Weight
Bordeaux Fireplace BASE & TOP	Pewter w/ Midnight Black Trim	Wood Burning	13070012	Special Order	1905 kg 4200 lb
Bordeaux Wood Boxes SOLD AS PAIR	Pewter w/ Midnight Black Trim	N/A	13140021	Special Order	1392 kg 3070 lb

IMPORTANT NOTE

- Pricing does not include freight from manufacturing facility. Please contact your local APG Canada West site for freight rates and lead times.



Bordeaux Fireplace
w/ Midnight Black Trim



Bordeaux Wood Boxes

MELVILLE™ | Elements

Product	Colour	Type	SKU	Availability	Pallet Weight
Melville Fireplace BASE & TOP	Scandina Grey / Midnight	Wood Burning	13070020	Special Order	4205 lb 1907 kg
Melville Wood Boxes SOLD AS PAIR	Scandina Grey / Midnight	N/A	13140010	Special Order	2875 lb 1304 kg
Melville Lineaer Fireplace	Scandina Grey / Midnight	N/A	13000026	Special Order	1330 lb 603 kg
Melville Lineaer Fire Table	Scandina Grey / Midnight	Propane	13000027	Special Order	4000 lb 1814 kg
Melville Grill Island LP	Scandina Grey / Midnight	Propane	127500004	Special Order	3300 lb 1496 kg
Melville Grill Island NG	Scandina Grey / Midnight	Natural Gas	127500005	Special Order	3300 lb 1496 kg

IMPORTANT NOTE

- Pricing does not include freight from manufacturing facility. Please contact your local APG Canada West site for freight rates and lead times.



GRILL ISLAND
2'8" D X 5'11" W X 3'5" H
Grill and doors included



FIREPLACE
2'7" D X 4'3" W X 7'8" H
Wood boxes sold separately



WOOD BOXES
2'1" D X 3'3" W X 3'1" H EACH
Sold as a pair



LINEAR FIRE TABLE*
2'6" D X 5'8" W X 2'5" H



LINEAR FIREPLACE
2'6" D X 7'1" W X 5'4" H



ARTFORMS™ PANEL SYSTEM

ARTFORMS™ | Panel System



PANEL 18 x 36

Technical Data		Colour	SKU	Availability
Dimensions (WxLxH)	457 x 914 x 76 mm	Charcoal	16254607	Stock
	18 x 36 x 3 inch	Grey	16254604	Stock
Unit of Measure	Each	Scandina Grey	16250994	Stock
Units / Pallet	18			
Pallet Coverage	81 SqFt / 7.5 SqM			
	54 LF / 16.5 LM			
Layers / Pallet	9			
Unit Coverage	4.5 SqFt			
Pallet Weight	1315 kg / 2900 lbs			




CAPPING MODULE
6 x 36

Technical Data		Colour	SKU	Availability
Dimensions (WxLxH)	152 x 914 x 76 mm	Charcoal	16254606	Stock
	6 x 36 x 3 inch	Grey	16254605	Stock
Unit of Measure	Each			
Units / Pallet	21			
Pallet Coverage	63 LF / 19.2 LM			
Layers / Pallet	3			
Pallet Weight	499 kg / 1100 lbs			



SLIDE FLANGE WITH NUT

Technical Data		NEW QUANTITY		SKU	Availability
Units / Box	50	Unit of Measure	Box	70971536	Stock



JOINING PLATE

Technical Data		NEW QUANTITY		SKU	Availability
Units / Box	10	Unit of Measure	Box	70971532	Stock



OUTER CORNER PLATE

Technical Data		NEW QUANTITY		SKU	Availability
Units / Box	10	Unit of Measure	Box	70971535	Stock



INNER CORNER PLATE

Technical Data		NEW QUANTITY		SKU	Availability
Units / Box	10	Unit of Measure	Box	70971533	Stock



STRETCHER BAR

Technical Data		SKU	Availability		
Units / Bundle	10	Unit of Measure	Bundle	70971534	Stock



MIRAGE® PORCELAIN

ARDESIE | Mirage® Porcelain



WALKWAY




PATIO



POOL AREA



PEDESTAL USE



24 x 24

Technical Data	
Dimensions (WxLxH)	600 x 600 x 20 mm 23.54 x 23.54 x 3/4inch
Unit of Measure	SqFt
Units/Pallet	60 (30 Boxes - 2 pcs/box)
Pallet Coverage	232.5 SqFt / 21.6 SqM
Units/Box	2
Box Coverage	7.75 SqFt / .75 SqM
Box Weight	33 kg / 72 lbs
Pallet Weight	980 kg / 2160 lbs

Colour	SKU	Availability
African Stone	43750244	Stock



13 x 24
UNICO (BULLNOSE)

Technical Data	
Dimensions (WxLxH)	330 x 600 x 20 mm 12.99 x 23.54 x 3/4inch
Unit of Measure	Each
Units/Pallet	120 (40 Boxes - 3 pcs/box)
Pallet Coverage	254.82 SqFt / 23.67 SqM
Units/Box	3
Box Coverage	6.37 SqFt / .59 SqM
Box Weight	24 kg / 52 lbs
Pallet Weight	943 kg / 2080 lbs

Colour	SKU	Availability
African Stone	43755085	Stock

GLOCAL | Mirage® Porcelain



WALKWAY



PATIO



POOL AREA



PEDESTAL USE



24 x 24

Technical Data	
Dimensions (WxLxH)	600 x 600 x 20 mm 23.54 x 23.54 x 3/4inch
Unit of Measure	SqFt
Units/Pallet	60 (30 Boxes - 2 pcs/box)
Pallet Coverage	232.5 SqFt / 21.6 SqM
Units/Box	2
Box Coverage	7.75 SqFt / .75 SqM
Box Weight	33 kg / 72 lbs
Pallet Weight	980 kg / 2160 lbs

Colour	SKU	Availability
Absolute	43750592	Stock
Classic	43750594	Stock
Ideal	43750595	Stock
Type	43750596	Stock

GLOCAL | Mirage® Porcelain



WALKWAY



PATIO



POOL AREA



PEDESTAL USE



24 x 48

Technical Data	
Dimensions (WxLxH)	600 x 1200 x 20 mm 23.54 x 47.17 x 3/4inch
Unit of Measure	SqFt
Units/Pallet	35
Pallet Coverage	271.25 SqFt / 25.2 SqM
Units/Box	1
Box Coverage	7.75 SqFt / .75 SqM
Box Weight	34 kg / 74 lbs
Pallet Weight	1189 kg / 2621 lbs

Colour	SKU	Availability
Absolute	43750597	Stock
Classic	43750599	Stock
Ideal	43750600	Stock
Type	43750601	Stock



32 x 32

Technical Data	
Dimensions (WxLxH)	810 x 810 x 20 mm 31.42 x 31.42 x 3/4inch
Unit of Measure	SqFt
Units/Pallet	42
Pallet Coverage	289.3 SqFt / 26.9 SqM
Units/Box	1
Box Coverage	6.88 SqFt / .64 SqM
Box Weight	30 kg / 66 lbs
Pallet Weight	1247 kg / 2751 lbs

Colour	SKU	Availability
Absolute	43751020	Stock
Classic	43751019	Stock
Ideal	43751017	Stock
Type	43751018	Stock



13 x 24
UNICO (BULLNOSE)

Technical Data	
Dimensions (WxLxH)	330 x 600 x 20 mm 12.99 x 23.54 x 3/4inch
Unit of Measure	Each
Units/Pallet	120 (40 Boxes - 3 pcs/box)
Pallet Coverage	254.82 SqFt / 23.67 SqM
Units/Box	3
Box Coverage	6.37 SqFt / .59 SqM
Box Weight	24 kg / 52 lbs
Pallet Weight	943 kg / 2080 lbs

Colour	SKU	Availability
Absolute	43750634	Stock
Classic	43750633	Stock
Ideal	43750631	Stock
Type	43750632	Stock

NA.ME | Mirage® Porcelain



WALKWAY



PATIO



POOL AREA



PEDESTAL USE



24 x 24

Technical Data	
Dimensions (WxLxH)	600 x 600 x 20 mm 23.54 x 23.54 x 3/4inch
Unit of Measure	SqFt
Units/Pallet	60 (30 Boxes - 2 pcs/box)
Pallet Coverage	232.5 SqFt / 21.6 SqM
Units/Box	2
Box Coverage	7.75 SqFt / .75 SqM
Box Weight	33 kg / 72 lbs
Pallet Weight	980 kg / 2160 lbs

Colour	SKU	Availability
Gris Belge	43750302	Stock
Lumnezia	43750278	Stock

NOON | Mirage® Porcelain



WALKWAY



PATIO



POOL AREA




PEDESTAL USE



12 x 48

Technical Data	
Dimensions (WxLxH)	300 x 1200 x 20 mm 11.73 x 47.17 x 3/4inch
Unit of Measure	SqFt
Units/Pallet	72
Pallet Coverage	279 SqFt / 26 SqM
Units/Box	2
Box Coverage	7.75 SqFt / .72 SqM 283.2 LF / 86.3 LM
Box Weight	34 kg / 74lbs
Pallet Weight	1208 kg / 2664 lbs

Colour	SKU	Availability
Daylight	43755243	Stock
Ember	43755244	Stock
Honey	43755242	Stock



13 x 24
UNICO (BULLNOSE)

Technical Data	
Dimensions (WxLxH)	330 x 600 x 20 mm 12.99 x 23.54 x 3/4inch
Unit of Measure	Each
Units/Pallet	120 (40 Boxes - 3 pcs/box)
Pallet Coverage	254.82 SqFt / 23.67 SqM
Units/Box	3
Box Coverage	6.37 SqFt / .59 SqM
Box Weight	24 kg / 52 lbs
Pallet Weight	943 kg / 2080 lbs

Colour	SKU	Availability
Daylight	43750321	Stock
Ember	43750319	Stock
Honey	43750320	Stock

SILVERLAKE | Mirage® Porcelain



24 x 24

Technical Data	
Dimensions (WxLxH)	600 x 600 x 20 mm
	23.54 x 23.54 x 3/4inch
Unit of Measure	SqFt
Units/Pallet	60 (30 Boxes - 2 pcs/box)
Pallet Coverage	232.5 SqFt / 21.6 SqM
Units/Box	2
Box Coverage	7.75 SqFt / .75 SqM
Box Weight	33 kg / 72 lbs
Pallet Weight	980 kg / 2160 lbs

Colour	SKU	Availability
Moritz	43750975	Stock
Moro	43750973	Stock
Nemi	43750974	Stock
Orsi	43750972	Stock



24 x 48

Technical Data	
Dimensions (WxLxH)	600 x 1200 x 20 mm
	23.54 x 47.17 x 3/4inch
Unit of Measure	SqFt
Units/Pallet	35
Pallet Coverage	271.25 SqFt / 25.2 SqM
Units/Box	1
Box Coverage	7.75 SqFt / .75 SqM
Box Weight	34 kg / 74 lbs
Pallet Weight	1189 kg / 2621 lbs

Colour	SKU	Availability
Moritz	43750980	Stock
Moro	43750979	Stock
Nemi	43750978	Stock
Orsi	43750510	Stock

VERONA | Mirage® Porcelain



24 x 24

Technical Data	
Dimensions (WxLxH)	600 x 600 x 20 mm
	23.54 x 23.54 x 3/4inch
Unit of Measure	SqFt
Units/Pallet	60 (30 Boxes - 2 pcs/box)
Pallet Coverage	232.5 SqFt / 21.6 SqM
Units/Box	2
Box Coverage	7.75 SqFt / .75 SqM
Box Weight	33 kg / 72 lbs
Pallet Weight	980 kg / 2160 lbs

Colour	SKU	Availability
Bluestone	43750114	Stock
Yukon	43755122	Stock

VERONA | Mirage® Porcelain



13 x 24
UNICO (BULLNOSE)

Technical Data		Colour	SKU	Availability
Dimensions (WxLxH)	330 x 600 x 20 mm	Bluestone	43750511	Stock
	12.99 x 23.54 x 3/4 inch	Yukon	43750653	Stock
Unit of Measure	Each			
Units/Pallet	120 (40 Boxes - 3 pcs/box)			
Pallet Coverage	254.82 SqFt / 23.67 SqM			
Units/Box	3			
Box Coverage	6.37 SqFt / .59 SqM			
Box Weight	24 kg / 52 lbs			
Pallet Weight	943 kg / 2080 lbs			

ACCESSORIES



Product	SKU	Availability	Height Range	Packaging	UOM
1/8" Dynamax Rise-It Paver Riser - 3mm Spacer	70660275	Stock	1/8"	100	Box



Paver Riser 1/8"

Product	SKU	Availability	Packaging	UOM	Box Info
BlackJack® BJ 4 mm	70972569	Stock	200	Box	30 lbs



BlackJack®
BJ 4mm



PAVING STONES

BASALT™ 18 | Paving Stones



WALKWAY




PATIO



POOL AREA



DURAFUSION



BASALT™ 18

Technical Data		Colour	SKU	Availability
Dimensions (WxLxH)	230 x 457 x 60 mm	Iron Bay	10250459	Stock
	457 x 457 x 60 mm	Midnight	10250429	Stock
	457 x 685 x 60 mm	Mountain Ash	127001038	Stock
	9 x 18 x 2 ³ / ₈ inch (20 pcs)	Scandina Grey	10250458	Stock
	18 x 18 x 2 ³ / ₈ inch (10 pcs)	Sepia	127001036	Stock
18 x 27 x 2 ³ / ₈ inch (20 pcs)				
Unit of Measure	SqFt	IMPORTANT NOTE		
Units / Pallet	50*	• BASALT™ 18 is not recommended for driveway applications.		
Pallet Coverage	112.5 SqFt / 10.5 SqM			
Layers / Pallet	10			
Pallet Weight	1450 kg / 3202 lbs			

BELGIAN COBBLE® | Paving Stones



WALKWAY



PATIO



POOL AREA



DRIVE WAY



DURAFUSION

NEW PRODUCT



BELGIAN COBBLE®

Technical Data		Colour	SKU	Availability
Dimensions (WxLxH)	7 piece multi size	Midnight	127000540	Stock
	60mm / 2 ³ / ₈ inch	Scandina Grey	127000570	Stock
Unit of Measure	SqFt			
Units / Pallet	320			
Pallet Coverage	68 SqFt / 6.3 SqM			
Layers / Pallet	10			
Pallet Weight	744 kg / 1640 lbs			

BROOKLYN™ | Paving Stones



WALKWAY



PATIO



POOL AREA



DRIVE WAY



DURAFUSION

NEW PRODUCT



BROOKLYN™

Technical Data		Colour	SKU	Availability
Dimensions (WxLxH)	76 x 230 x 60 mm	Midnight	10151722	Stock
	3 x 9 x 2 ³ / ₈ inch	Rosewood	10150880	Stock
Unit of Measure	SqFt			
Units / Pallet	550			
Pallet Coverage	99.53 SqFt / 9.25 SqM			
Layers / Pallet	10			
Unit Coverage	5.33/SqFt			
Pallet Weight	1262 kg / 2783 lbs			

CHARLESTONE™ | Paving Stones



WALKWAY



PATIO



POOL
AREA



DRIVE
WAY



DURAFUSION

NEW
PRODUCT



CHARLESTONE™

Technical Data		Colour	SKU	Availability
Dimensions (WxLxH)	152 x 152 x 60 mm	Iron Bay	127000669	Stock
	152 x 230 x 60 mm	Midnight	127000668	Stock
	152 x 305 x 60 mm	Teak	127000671	Stock
	6 x 6 x 2 ³ / ₈ inch (60 pcs)	Tofino Grey	127000670	Stock
	6 x 9 x 2 ³ / ₈ inch (120 pcs)			
	6 x 12 x 2 ³ / ₈ inch (90 pcs)			
Unit of Measure	SqFt			
Units / Pallet	270			
Pallet Coverage	103.9 SqFt / 9.65 SqM			
Layers / Pallet	10			
Pallet Weight	1360 kg / 3000 lbs			

COBBLE | Paving Stones



WALKWAY



PATIO




POOL
AREA



DRIVE
WAY



DURAFUSION




COBBLE 4.5 x 7

Technical Data		Colour	SKU	Availability
Dimensions (WxLxH)	115 x 172 x 60 mm	Charcoal	10151759	Stock
	4 1/2 x 6 5/8 x 2 3/8 inch	Rustic	10151758	Stock
Unit of Measure	SqFt	Tofino Grey*	10150829	Stock
Units / Pallet	560			
Pallet Coverage	119 SqFt / 11.1 SqM			
Layers / Pallet	10			
Unit Coverage	4.7/SqFt			
Pallet Weight	1378 kg / 3037 lbs			

IMPORTANT NOTE

- DURAFUSION*



COBBLE 4.5 x 4.5

Technical Data		Colour	SKU	Availability
Dimensions (WxLxH)	115 x 115 x 60 mm	Charcoal	10151760	Stock
	4 1/2 x 4 1/2 x 2 3/8 inch	Rustic	10151761	Stock
Unit of Measure	SqFt	Tofino Grey*	10150966	Stock
Units / Pallet	840			
Pallet Coverage	119 SqFt / 11.1 SqM			
Layers / Pallet	10			
Unit Coverage	7.05/SqFt			
Pallet Weight	1394 kg / 3074 lbs			

IMPORTANT NOTE

- DURAFUSION*

COBBLE | Paving Stones



WALKWAY



PATIO



POOL AREA



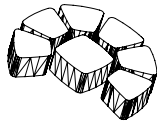
DRIVE WAY



DURAFUSION



Cobble Circle Kit



Technical Data	
Multi-piece Circle Kit	1-7' Circle / 2-5' Circles
Unit of Measure	Kit
Units / Pallet	356
Pallet Coverage	47 SqFt / 4.4 SqM
Layers / Pallet	N/A
Pallet Weight	559 kg / 1232 lbs
Sold as a full kit only.	

Colour	SKU	Availability
Charcoal	10151762	Stock
Rustic	10151763	Stock
Tofino Grey*	10150840	Stock

IMPORTANT NOTE

- DURAFUSION*

DIMENSIONS™ 60mm | Paving Stones



WALKWAY



PATIO




POOL AREA



DRIVE WAY




DURAFUSION



DIMENSIONS™ 6

Technical Data	
Dimensions (WxLxH)	76 x 152 x 60 mm 152 x 152 x 60 mm 152 x 230 x 60 mm 3 x 6 x 2 ³ / ₈ inch (160 pcs) 6 x 6 x 2 ³ / ₈ inch (160 pcs) 6 x 9 x 2 ³ / ₈ inch (160 pcs)
Unit of Measure	SqFt
Units / Pallet	480 (160 Units/Size)
Pallet Coverage	120 SqFt / 11.1 SqM
Layers / Pallet	10
Pallet Weight	1525 kg / 3362 lbs

Colour	SKU	Availability
Scandina Grey	10250448	Stock
Sepia	10250447	Stock
Shaded Grey	127001039	Stock
Tofino Grey	10252003	Stock
Victorian	127001345	Stock



DIMENSIONS™ 12

Technical Data	
Dimensions (WxLxH)	152 x 305 x 60 mm 305 x 305 x 60 mm 305 x 457 x 60 mm 6 x 12 x 2 ³ / ₈ inch (40 pcs) 12 x 12 x 2 ³ / ₈ inch (40 pcs) 12 x 18 x 2 ³ / ₈ inch (40 pcs)
Unit of Measure	SqFt
Units / Pallet	120 (40 Units/Size)
Pallet Coverage	120 SqFt / 11.1 SqM
Layers / Pallet	10
Pallet Weight	1541 kg / 3398 lbs

Colour	SKU	Availability
Scandina Grey	10250452	Stock
Sepia	10250453	Stock
Shaded Grey	127001037	Stock
Tofino Grey	10252008	Stock
Victorian	127001346	Stock

IMPORTANT NOTE

- The 12x18 unit of DIMENSIONS™ 12 is not recommended for driveway applications.

DIMENSIONS™ 60mm | Paving Stones



WALKWAY



PATIO




POOL AREA



DRIVE WAY



DURAFUSION



DIMENSIONS™ 18

Technical Data	
Dimensions (WxLxH)	230 x 457 x 60 mm 457 x 457 x 60 mm 457 x 685 x 60 mm 9 x 18 x 2 ³ / ₈ inch (20 pcs) 18 x 18 x 2 ³ / ₈ inch (10 pcs) 18 x 27 x 2 ³ / ₈ inch (20pcs)
Unit of Measure	SqFt
Units / Pallet	50
Pallet Coverage	112.5 SqFt / 10.5 SqM
Layers / Pallet	10
Pallet Weight	1450 kg / 3202 lbs

Colour	SKU	Availability
Scandina Grey	10250483	Stock
Sepia	10250482	Stock
Shaded Grey	127001002	Stock
Tofino Grey	10252131	Stock
Victorian	127001344	Stock

IMPORTANT NOTE

- DIMENSIONS™ 18 is not recommended for driveway applications.



DIMENSIONS™ 3x9

Technical Data	
Dimensions (WxLxH)	76 x 230 x 60 mm 3 x 9 x 2 ³ / ₈ inch
Unit of Measure	SqFt
Units / Pallet	550
Pallet Coverage	103 SqFt / 9.58 SqM
Layers / Pallet	10
Unit Coverage	5.33/SqFt
Pallet Weight	1302 kg / 2871 lbs

Colour	SKU	Availability
Midnight	10250609	Stock
Tofino Grey	10252372	Stock



DIMENSIONS™ 3x3

Technical Data	
Dimensions (WxLxH)	76 x 76 x 60 mm 3 x 3 x 2 ³ / ₈ inch
Unit of Measure	SqFt
Units / Pallet	770
Pallet Coverage	48 SqFt / 4.4 SqM
Layers / Pallet	5
Unit Coverage	16/SqFt
Pallet Weight	970 kg / 2140 lbs

Colour	SKU	Availability
Midnight	127001189	Stock
Tofino Grey	127001197	Stock

DIMENSIONS™ 60mm | Paving Stones



WALKWAY



PATIO



POOL AREA



DRIVE WAY



DURAFUSION

NEW PRODUCT



DIMENSIONS™ 6x6

Technical Data	
Dimensions (WxLxH)	152 x 152 x 60 mm 6 x 6 x 2 ³ / ₈ inch
Unit of Measure	SqFt
Units / Pallet	480
Pallet Coverage	120 SqFt / 11.1 SqM
Layers / Pallet	10
Unit Coverage	4/SqFt
Pallet Weight	1360 kg / 3000 lbs

Colour	SKU	Availability
Midnight	127001166	Stock
Tofino Grey	127001167	Stock



DIMENSIONS™ 6x12

Technical Data	
Dimensions (WxLxH)	152 x 305 x 60 mm 6 x 12 x 2 ³ / ₈ inch
Unit of Measure	SqFt
Units / Pallet	240
Pallet Coverage	120 SqFt / 11.1 SqM
Layers / Pallet	10
Unit Coverage	2/SqFt
Pallet Weight	1536 kg / 3386 lbs

Colour	SKU	Availability
Midnight	10250608	Stock
Tofino Grey	10252020	Stock



DIMENSIONS™ 12x24

Technical Data	
Dimensions (WxLxH)	305 x 610 x 60 mm 12 x 24 x 2 ³ / ₈ inch
Unit of Measure	SqFt
Units / Pallet	60
Pallet Coverage	120 SqFt / 11.1 SqM
Layers / Pallet	10
Unit Coverage	2 SqFt
Pallet Weight	1542 kg / 3401 lbs

Colour	SKU	Availability
Midnight	10250607	Stock
Scandina Grey	10250491	Stock
Sepia	10250477	Stock
Shaded Grey	127001134	Stock
Tofino Grey	10252016	Stock

IMPORTANT NOTE

- DIMENSIONS™ 12x24 is not recommended for driveway applications.

DIMENSIONS™ 60mm | Paving Stones



WALKWAY



PATIO



POOL AREA



DRIVE WAY



DURAFUSION

NEW PRODUCT



DIMENSIONS™ 24x24

Technical Data	
Dimensions (WxLxH)	610 x 610 x 60 mm 24 x 24 x 2 3/8 inch
Unit of Measure	SqFt
Units / Pallet	20
Pallet Coverage	80 SqFt / 7.43 SqM
Layers / Pallet	10
Unit Coverage	4 SqFt
Pallet Weight	1179 kg / 2600 lbs

Colour	SKU	Availability
Midnight	127001193	Stock
Scandina Grey	127001192	Stock
Sepia	127001191	Stock
Shaded Grey	127001190	Stock
Tofino Grey	127001199	Stock

DIMENSIONS™ 80mm | Paving Stones



WALKWAY



PATIO




DRIVE WAY



DURAFUSION

NEW PRODUCT




DIMENSIONS™ 12 (80mm)

Technical Data	
Dimensions (WxLxH)	152 x 305 x 80 mm 305 x 305 x 80 mm 305 x 457 x 80 mm 6 x 12 x 3 1/8 inch (32 pcs) 12 x 12 x 3 1/8 inch (32 pcs) 12 x 18 x 3 1/8 inch (32 pcs)
Unit of Measure	SqFt
Units / Pallet	96 (32 Units/Size)
Pallet Coverage	96 SqFt / 8.9 SqM
Layers / Pallet	8
Pallet Weight	1540 kg / 3395 lbs

Colour	SKU	Availability
Scandina Grey	127000655	Stock
Sepia	127001163	Stock
Shaded Grey	127001164	Stock
Tofino Grey	127001154	Stock
Victorian	127001204	Stock

NEW PRODUCT



DIMENSIONS™ 6x12 (80mm)

Technical Data	
Dimensions (WxLxH)	152 x 305 x 80 mm 6 x 12 x 3 1/8 inch
Unit of Measure	SqFt
Units / Pallet	192
Pallet Coverage	96 SqFt / 8.9 SqM
Layers / Pallet	8
Unit Coverage	2/SqFt
Pallet Weight	1228 kg / 2707 lbs

Colour	SKU	Availability
Midnight	127001157	Stock
Tofino Grey	127001155	Stock

EMPIRE™ | Paving Stones



WALKWAY



PATIO




POOL AREA



DRIVE WAY



DURAFUSION



EMPIRE™ 3x12

Technical Data	
Dimensions (WxLxH)	76 x 305 x 60 mm 3 x 12 x 2 3/8 inch
Unit of Measure	SqFt
Units / Pallet	440
Pallet Coverage	110 SqFt / 10.2 SqM
Layers / Pallet	10
Unit Coverage	4 / SqFt
Pallet Weight	1402 kg / 3092 lbs

Colour	SKU	Availability
Midnight	10250605	Stock
Scandina Grey	10250606	Stock

IMPORTANT NOTE

- EMPIRE™ features 7 unique profiles per pallet.

FLAGSTONE | Paving Stones



WALKWAY



PATIO



POOL AREA



DURAFUSION




FLAGSTONE

Technical Data	
Dimensions (WxLxH)	501 x 381 x 60 mm 19 3/4 x 15 x 2 3/8 inch
Unit of Measure	Each
Units / Pallet	54
Pallet Coverage	81 SqFt / 7.5 SqM
Layers / Pallet	9
Unit Coverage	1.5 SqFt
Pallet Weight	1014 kg / 2235 lbs

Colour	SKU	Availability
Midnight	127001066	Stock
Granite	16202182	Stock
Sandalwood	16202180	Stock

IMPORTANT NOTE

- FLAGSTONE features 6 unique profiles per pallet.



HALF HEXAGON™ | Paving Stones



WALKWAY



PATIO



POOL AREA



DRIVE WAY




DURAFUSION

NEW PRODUCT



HALF HEXAGON

Technical Data		Colour	SKU	Availability
Dimensions (WxLxH)	300 x 150 x 60 mm	Midnight	127001006	Stock
	12 x 6 x 2 ³ / ₈ inch	Scandina Grey	127001065	Stock
Unit of Measure	SqFt	Tofino Grey	127001005	Stock
Units / Pallet	350	White	127001119	Stock
Pallet Coverage	110.95 SqFt / 10.3SqM			
Layers / Pallet	10			
Unit Coverage	.42 SqFt			
Pallet Weight	1360 kg / 3000 lbs			



HEXAGON 12

Technical Data		Colour	SKU	Availability
Dimensions (WxLxH)	300 x 300 x 60 mm	Midnight	10250427	Stock
	12 x 12 x 2 ³ / ₈ inch	Scandina Grey	10250428	Stock
Unit of Measure	SqFt	Tofino Grey	10250445	Stock
Units / Pallet	140	White	10250603	Stock
Pallet Coverage	89.6 SqFt / 8.3 SqM			
Layers / Pallet	10			
Unit Coverage	.64 SqFt			
Pallet Weight	995 kg / 2192 lbs			

HOLLAND 60mm | Paving Stones



WALKWAY



PATIO



POOL AREA



DRIVE WAY



HOLLAND 4x8

Technical Data		Colour	SKU	Availability
Dimensions (WxLxH)	100 x 200 x 60 mm	Charcoal	10155672	Stock
	4 x 8 x 2 ³ / ₈ inch	Grey	10155991	Stock
Unit of Measure	SqFt	Red	10155531	Special Order
Units / Pallet	540	Rustic	10159218	Stock
Pallet Coverage	120 SqFt / 11.1 SqM	Victorian	10156515	Stock
Layers / Pallet	10			
Unit Coverage	4.5/SqFt			
Pallet Weight	1428 kg / 3148 lbs			

MEGA-LIBRE™ | Paving Stones



WALKWAY



PATIO



POOL AREA



DRIVE WAY



Large



Small

Technical Data	
Dimensions (WxLxH)	393 x 756 x 60mm 390 x 563 x 60mm 15 1/2 x 30 x 2 3/8 inch 15 1/2 x 22 x 2 3/8 inch
Unit of Measure	SqFt
Units / Pallet	40
Pallet Coverage	83 SqFt / 7.71 SqM
Layers / Pallet	10
Pallet Weight	980 kg / 2161 lbs

Colour	SKU	Availability
Charcoal	10200386	Stock
Rustic	10200339	Stock
Victorian	10200526	Stock

ORIGINS™ 60mm | Paving Stones



WALKWAY



PATIO



POOL AREA




DRIVE WAY



DURAFUSION


NEW PRODUCT



ORIGINS™ 6

Technical Data	
Dimensions (WxLxH)	76 x 152 x 60 mm 152 x 152 x 60 mm 152 x 230 x 60 mm 3 x 6 x 2 3/8 inch (160 pcs) 6 x 6 x 2 3/8 inch (160 pcs) 6 x 9 x 2 3/8 inch (160 pcs)
Unit of Measure	SqFt
Units / Pallet	480 (160 Units/Size)
Pallet Coverage	120 SqFt / 11.1 SqM
Layers / Pallet	10
Pallet Weight	1525 kg / 3362 lbs

Colour	SKU	Availability
Iron Bay - NEW	127001135	Stock
Mountain Ash	127001136	Stock
Teak - NEW	127001137	Stock
Tofino Grey	127001138	Stock
Umber - NEW	127001139	Stock



ORIGINS™ 12

Technical Data	
Dimensions (WxLxH)	152 x 305 x 60 mm 305 x 305 x 60 mm 305 x 457 x 60 mm 6 x 12 x 2 3/8 inch (40 pcs) 12 x 12 x 2 3/8 inch (40 pcs) 12 x 18 x 2 3/8 inch (40 pcs)
Unit of Measure	SqFt
Units / Pallet	120 (40 Units/Size)
Pallet Coverage	120 SqFt / 11.1 SqM
Layers / Pallet	10
Pallet Weight	1541 kg / 3398 lbs

Colour	SKU	Availability
Iron Bay - NEW	127001140	Stock
Mountain Ash	10252196	Stock
Teak - NEW	127001003	Stock
Tofino Grey	10252134	Stock
Umber - NEW	127001108	Stock

IMPORTANT NOTE

- The 12x18 unit of ORIGINS™ 12 is not recommended for driveway applications.

ORIGINS™ 60mm | Paving Stones



WALKWAY



PATIO



POOL AREA




DRIVE WAY



DURAFUSION

NEW PRODUCT



ORIGINS™ 18

Technical Data	
Dimensions (WxLxH)	230 x 457 x 60 mm
	457 x 457 x 60 mm
	457 x 685 x 60 mm
	9 x 18 x 2 ³ / ₈ inch (20 pcs)
	18 x 18 x 2 ³ / ₈ inch (10 pcs)
	18 x 27 x 2 ³ / ₈ inch (20pcs)
Unit of Measure	SqFt
Units / Pallet	50
Pallet Coverage	112.5 SqFt / 10.5 SqM
Layers / Pallet	10
Pallet Weight	1450 kg / 3202 lbs

Colour	SKU	Availability
Iron Bay - NEW	127001111	Stock
Mountain Ash	127001112	Stock
Teak - NEW	127001096	Stock
Tofino Grey	127001113	Stock
Umber - NEW	127001114	Stock

IMPORTANT NOTE

- ORIGINS™ 18 is not recommended for driveway applications.

NEW PRODUCT




ORIGINS™ 3x3

Technical Data	
Dimensions (WxLxH)	76 x 76 x 60 mm
	3 x 3 x 2 ³ / ₈ inch
Unit of Measure	SqFt
Units / Pallet	770
Pallet Coverage	48 SqFt / 4.4 SqM
Layers / Pallet	5
Unit Coverage	16/SqFt
Pallet Weight	970 kg / 2140 lbs

Colour	SKU	Availability
Iron Bay - NEW	127001142	Stock
Midnight	127001343	Stock
Mountain Ash	127001124	Stock
Teak - NEW	127001125	Stock
Tofino Grey	127001107	Stock
Umber - NEW	127001106	Stock

NEW PRODUCT



ORIGINS™ 6x12

Technical Data	
Dimensions (WxLxH)	152 x 305 x 60 mm
	6 x 12 x 2 ³ / ₈ inch
Unit of Measure	SqFt
Units / Pallet	240
Pallet Coverage	120 SqFt / 11.1 SqM
Layers / Pallet	10
Unit Coverage	2/SqFt
Pallet Weight	1536 kg / 3386 lbs

Colour	SKU	Availability
Iron Bay - NEW	127001116	Stock
Midnight	127001342	Stock
Mountain Ash	127001117	Stock
Teak - NEW	127001118	Stock
Tofino Grey	127001205	Stock
Umber - NEW	127001141	Stock

ORIGINS™ 80mm | Paving Stones



WALKWAY



PATIO



POOL AREA




DRIVE WAY



DURAFUSION

NEW PRODUCT



ORIGINS™ 12 (80mm)

Technical Data

Dimensions (WxLxH)	152 x 305 x 80 mm
	305 x 305 x 80 mm
	305 x 457 x 80 mm
	6 x 12 x 3 1/8 inch (32 pcs)
	12 x 12 x 3 1/8 inch (32 pcs)
	12 x 18 x 3 1/8 inch (32 pcs)

Unit of Measure	SqFt
Units / Pallet	96 (32 Units/Size)
Pallet Coverage	96 SqFt / 8.9 SqM
Layers / Pallet	8
Pallet Weight	1540 kg / 3395 lbs

Colour

Colour	SKU	Availability
Iron Bay - NEW	127001200	Stock
Mountain Ash	127001201	Stock
Teak - NEW	127001202	Stock
Tofino Grey	127001194	Stock
Umber - NEW	127001203	Stock

PAPYRUS™ 18 | Paving Stones



WALKWAY



PATIO




POOL AREA



DURAFUSION

NEW PRODUCT



PAPYRUS™ 18

Technical Data

Dimensions (WxLxH)	230 x 457 x 60 mm
	457 x 457 x 60 mm
	457 x 685 x 60 mm
	9 x 18 x 2 3/8 inch (20 pcs)
	18 x 18 x 2 3/8 inch (10 pcs)
	18 x 27 x 2 3/8 inch (20pcs)

Unit of Measure	SqFt
Units / Pallet	50
Pallet Coverage	112.5 SqFt / 10.5 SqM
Layers / Pallet	10
Pallet Weight	1450 kg / 3202 lbs

Colour

Colour	SKU	Availability
Scandina Grey	127000720	Stock
Sepia	127000719	Stock

RIVER ROCK™ | Paving Stones



MACHINE PLACED



WALKWAY



PATIO



POOL AREA



DRIVE WAY



RIVER ROCK
3-PIECE (TEXTURED)

Technical Data	
Dimensions (WxLxH)	142 x 287 x 80 mm 287 x 287 x 80 mm 287 x 435 x 80 mm 5.7 x 11.4 x 3 1/8 inch (56 pcs) 11.4 x 11.4 x 3 1/8 inch (28 pcs) 11.4 x 17.1 x 3 1/8 inch (28 pcs)
Unit of Measure	SqFt
Units / Pallet	112
Pallet Coverage	89 SqFt / 8.3 SqM
Layers / Pallet	7
Pallet Weight	1451 kg / 3198 lbs

Colour	SKU	Availability
Charcoal	10559046	Stock
Mountain Ash	10200764	Stock
Tofino Grey	10200407	Stock
Victorian	10200571	Stock

IMPORTANT NOTE

- RIVER ROCK is ideal for machine installation.



RIVER ROCK GRANA
BORDER

Technical Data	
Dimensions (WxLxH)	142 x 287 x 80 mm 5.7 x 11.4 x 3 1/8 inch
Unit of Measure	SqFt
Units / Pallet	168
Pallet Coverage	75.6 SqFt / 7 SqM
Layers / Pallet	7
Unit Coverage	2.22/SqFt
Pallet Weight	1500 kg / 3306 lbs

Colour	SKU	Availability
Charcoal	10200768	Stock
Mountain Ash	10200770	Stock
Tofino Grey	10200771	Stock
Victorian	10200769	Stock

ROMAN EURO | Paving Stones



WALKWAY



PATIO



POOL AREA



DRIVE WAY



Roman Euro
4x8

Technical Data	
Dimensions (WxLxH)	100 x 200 x 60 mm 4 x 8 x 2 3/8 inch
Unit of Measure	SqFt
Units / Pallet	540
Pallet Coverage	120 SqFt / 11.1 SqM
Layers / Pallet	10
Unit Coverage	4.5/SqFt
Pallet Weight	1428 kg / 3148 lbs

Colour	SKU	Availability
Charcoal	10151779	Stock
Rustic	10151772	Stock
Victorian	10151780	Stock

ROMAN EURO | Paving Stones



WALKWAY



PATIO



POOL AREA




DRIVE WAY



Roman Euro
6 x 6

Technical Data	
Dimensions (WxLxH)	150 x 150 x 60 mm 6 x 6 x 2 ³ / ₈ inch
Unit of Measure	SqFt
Units / Pallet	480
Pallet Coverage	116 SqFt / 10.81 SqM
Layers / Pallet	10
Unit Coverage	4.13/Sqft
Pallet Weight	1330 kg / 2932 lbs


Colour	SKU	Availability
Charcoal	10151769	Stock
Rustic	10151770	Stock
Victorian	10151771	Stock



Roman Euro
6 x 7

Technical Data	
Dimensions (WxLxH)	150 x 175 x 60 mm 6 x 7 x 2 ³ / ₈ inch
Unit of Measure	SqFt
Units / Pallet	420
Pallet Coverage	119 SqFt / 9.1 SqM
Layers / Pallet	10
Unit Coverage	3.44/SqFt
Pallet Weight	1453 kg / 3204 lbs

Colour	SKU	Availability
Charcoal	10151773	Stock
Rustic	10151774	Stock
Victorian	10151775	Stock



Roman Euro
6 x 9

Technical Data	
Dimensions (WxLxH)	150 x 225 x 60 mm 6 x 9 x 2 ³ / ₈ inch
Unit of Measure	SqFt
Units / Pallet	300
Pallet Coverage	109 SqFt / 10.1 SqM
Layers / Pallet	10
Unit Coverage	2.75/SqFt
Pallet Weight	1446 kg / 3188 lbs

Colour	SKU	Availability
Charcoal	10151776	Stock
Rustic	10151777	Stock
Victorian	10151778	Stock



Roman Euro
Circle Kit

Technical Data	
Multi-piece Circle Kit	1-8.5' Circle / 2-5' Circles
Unit of Measure	Kit
Pallet Coverage	66 SqFt / 6.1 SqM
Layers / Pallet	6
Pallet Weight	868 kg / 1914 lbs

Colour	SKU	Availability
Charcoal	10151782	Stock
Rustic	10151783	Stock
Victorian	10151784	Stock

Sold as a full kit only.


TURFSTONE | Paving Stones



TURFSTONE

Technical Data		Colour	SKU	Availability
Dimensions (WxLxH)	400 x 600 x 80 mm	Grey	10300094	Stock
	15 ^{3/4} x 23 ^{5/8} x 3 ^{1/8} inch			
Unit of Measure	Each			
Units / Pallet	40			
Pallet Coverage	103.2 SqFt / 9.6 SqM			
Layers / Pallet	8			
Unit Coverage	2.58 SqFt			
Pallet Weight	930 kg / 2050 lbs			

VILLA STONE | Paving Stones



VILLA STONE TYPE 1

Technical Data		Colour	SKU	Availability
Dimensions (WxLxH)	160 x 240 x 60 mm	Granite	10554849	Stock
	6 ^{5/16} x 9 ^{7/16} x 2 ^{3/8} inch			
Unit of Measure	SqFt			
Units / Pallet	216			
Pallet Coverage	111.25 SqFt / 10.3 SqM			
Layers / Pallet	9			
Unit Coverage	2.4 SqFt			
Pallet Weight	1506 kg / 3312 lbs			



VILLA STONE TYPE 2

Technical Data		Colour	SKU	Availability
Dimensions (WxLxH)	160 x 160 x 60 mm	Granite	10554850	Stock
	6 ^{5/16} x 6 ^{5/16} x 2 ^{3/8} inch			
Unit of Measure	SqFt			
Units / Pallet	378			
Pallet Coverage	104 SqFt / 9.1 SqM			
Layers / Pallet	9			
Unit Coverage	3.6/SqFt			
Pallet Weight	1406 kg / 3100 lbs			

VILLA STONE | Paving Stones



WALKWAY



PATIO




POOL AREA



DRIVE WAY



DURAFUSION



VILLA STONE
TYPE 3

Technical Data	
Dimensions (WxLxH)	120 x 160 x 60 mm 4 ³ / ₄ x 6 ⁵ / ₁₆ x 2 ³ / ₈ inch
Unit of Measure	SqFt
Units / Pallet	441
Pallet Coverage	91 SqFt / 8.5 SqM
Layers / Pallet	9
Unit Coverage	4.8/SqFt
Pallet Weight	1225 kg / 2700 lbs

Colour	SKU	Availability
Granite	10554851	Stock
Sandalwood	10554839	Stock



VILLA STONE
CIRCLE KIT

Technical Data	
Multi-piece Circle Kit	95" / 8'
Unit of Measure	SqFt
Units / Pallet	265
Pallet Coverage	54 SqFt / 5 SqM
Layers / Pallet	5
Pallet Weight	708 kg / 1560 lbs

Colour	SKU	Availability
Granite	10554852	Stock
Sandalwood	10554840	Stock

VS5-108 | Paving Stones



MACHINE PLACED



PEDESTRIAN TRAFFIC



VEHICULAR TRAFFIC



PARKING LOT



VS5-108
75x300

Technical Data	
Dimensions (WxLxH)	75 x 300 x 108 mm 3 x 12 x 4 ⁵ / ₁₆ inch
Unit of Measure	SqFt
Units / Pallet	240
Pallet Coverage	57.6 SqFt / 5.3 SqM
Layers / Pallet	6
Unit Coverage	4.13 / SqFt
Pallet Weight	1274 kg / 2808 lbs

Colour	SKU	Availability
Charcoal	10154724	Special Order
Grey	10154011	Special Order
Tofino Grey DF	10153314	Special Order

IMPORTANT NOTE

- Additional colours available on request.

VS5-108 | Paving Stones



MACHINE PLACED



PEDESTRIAN TRAFFIC



VEHICULAR TRAFFIC



PARKING LOT




VS5-108
150x300

Technical Data	
Dimensions (WxLxH)	150 x 300 x 108 mm 6 x 12 x 4 5/16 inch
Unit of Measure	SqFt
Units / Pallet	144
Pallet Coverage	70.2 SqFt / 6.5 SqM
Layers / Pallet	6
Unit Coverage	2.06 / SqFt
Pallet Weight	1403 kg / 3095 lbs

Colour	SKU	Availability
Charcoal	10154723	Special Order
Grey	10152339	Special Order
Tofino Grey DF	10152336	Special Order

IMPORTANT NOTE

- Additional colours available on request.



VS5-108
300x300

Technical Data	
Dimensions (WxLxH)	300 x 300 x 108 mm 12 x 12 x 4 5/16 inch
Unit of Measure	SqFt
Units / Pallet	72
Pallet Coverage	70.2 SqFt / 6.5 SqM
Layers / Pallet	6
Unit Coverage	1.03 / SqFt
Pallet Weight	1403 kg / 3095 lbs

Colour	SKU	Availability
Charcoal	10154722	Special Order
Grey	10152348	Special Order
Tofino Grey DF	10153352	Special Order

IMPORTANT NOTE

- Additional colours available on request.



VS5-108
300 x 600

Technical Data	
Dimensions (WxLxH)	300 x 600 x 108 mm 12 x 24 x 4 5/16 inch
Unit of Measure	SqFt
Units / Pallet	36
Pallet Coverage	70.2 SqFt / 6.5 SqM
Layers / Pallet	6
Unit Coverage	.5 / SqFt
Pallet Weight	1403 kg / 3095 lbs

Colour	SKU	Availability
Charcoal	10152015	Special Order
Grey	10152342	Special Order
Tofino Grey DF	10152344	Special Order

IMPORTANT NOTE

- Additional colours available on request.
- The VS5-108 - 300x600 is not recommended for vehicular applications and should be used for pedestrian use only.

VS5-88 | Paving Stones



PARKING LOT



VEHICULAR TRAFFIC



DRIVE WAY



MACHINE PLACED



PEDESTRIAN TRAFFIC



VS5-88
75x300

Technical Data	
Dimensions (WxLxH)	75 x 300 x 88 mm 3 x 12 x 3.46 inch
Unit of Measure	SqFt
Units / Pallet	280
Pallet Coverage	67.2 SqFt / 6.24 SqM
Layers / Pallet	7
Unit Coverage	4.13 / SqFt
Pallet Weight	1190 kg / 2623 lbs


Colour	SKU	Availability
Charcoal	10151707	Stock
Grey	10151709	Stock
Tofino Grey DF	10151712	Stock



VS5-88
150x300

Technical Data	
Dimensions (WxLxH)	150 x 300 x 88 mm 6 x 12 x 3.46 inch
Unit of Measure	SqFt
Units / Pallet	168
Pallet Coverage	81.9 SqFt / 7.6 SqM
Layers / Pallet	7
Unit Coverage	2.06 / SqFt
Pallet Weight	1267 kg / 2793 lbs

Colour	SKU	Availability
Charcoal	10151713	Stock
Grey	10151715	Stock
Tofino Grey DF	10151718	Stock



VS5-88
300x300

Technical Data	
Dimensions (WxLxH)	300 x 300 x 88 mm 12 x 12 x 3.46 inch
Unit of Measure	SqFt
Units / Pallet	84
Pallet Coverage	81.9 SqFt / 7.6 SqM
Layers / Pallet	7
Unit Coverage	1.03 / SqFt
Pallet Weight	1344 kg / 2963 lbs

Colour	SKU	Availability
Charcoal	10151719	Stock
Grey	10151724	Stock
Tofino Grey DF	10151728	Stock

VS5-88 | Paving Stones



PARKING LOT



VEHICULAR TRAFFIC




DRIVE WAY



MACHINE PLACED



PEDESTRIAN TRAFFIC



VS5-88
300 x 600

Technical Data	
Dimensions (WxLxH)	300 x 600 x 108 mm 12 x 24 x 4 ^{5/16} inch
Unit of Measure	SqFt
Units / Pallet	42
Pallet Coverage	81.9 SqFt / 7.6 SqM
Layers / Pallet	7
Unit Coverage	2 SqFt
Pallet Weight	1309 kg / 2885 lbs

Colour	SKU	Availability
Charcoal	10151729	Stock
Grey	10151731	Stock
Tofino Grey DF	10151734	Stock



PERMEABLE PAVING STONES

AQUALINE 80mm | Permeable Paving Stones



PERMEABLE
PAVER



PARKING
LOT



VEHICULAR
TRAFFIC




PEDESTRIAN
TRAFFIC



DRIVE
WAY



DURAFUSION



AQUALINE
STANDARD

Technical Data		Colour	SKU	Availability
Dimensions (WxLxH)	110 x 221.5 x 80 mm	Midnight	127001169	Special Order
	4 ⁵ / ₁₆ x 8 ³ / ₄ x 3 ¹ / ₈ inch	Natural	127001170	Special Order
Unit of Measure	SqFt	Shaded Grey	127001171	Special Order
Units / Pallet	280			
Pallet Coverage	73.7 SqFt / 6.8 SqM			
Layers / Pallet	7			
Unit Coverage	3.8/SqFt			
Pallet Weight	1225 kg / 2700 lbs			



ARCHITECTURAL PAVING SLABS

DIMENSIONS | Architectural Paving Slabs



WALKWAY



PATIO



POOL AREA



BALCONY / ROOFTOP



PEDESTAL USE



DURAFUSION


NEW PRODUCT



DIMENSIONS™ 24x24

Technical Data	
Dimensions (WxLxH)	610 x 610 x 60 mm 24 x 24 x 2 ³ / ₈ inch
Unit of Measure	SqFt
Units / Pallet	20
Pallet Coverage	80 SqFt / 7.43 SqM
Layers / Pallet	10
Unit Coverage	4 SqFt
Pallet Weight	1179 kg / 2600 lbs

Colour	SKU	Availability
Midnight	127001193	Stock
Scandina Grey	127001192	Stock
Sepia	127001191	Stock
Shaded Grey	127001190	Stock
Tofino Grey	127001199	Stock



DIMENSIONS™ 12x24

Technical Data	
Dimensions (WxLxH)	305 x 610 x 60 mm 12 x 24 x 2 ³ / ₈ inch
Unit of Measure	SqFt
Units / Pallet	60
Pallet Coverage	120 SqFt / 11.1 SqM
Layers / Pallet	10
Unit Coverage	2 SqFt
Pallet Weight	1542 kg / 3401 lbs

Colour	SKU	Availability
Midnight	10250607	Stock
Scandina Grey	10250491	Stock
Sepia	10250477	Stock
Shaded Grey	127001134	Stock
Tofino Grey	10252016	Stock

CORTEZ | Architectural Paving Slabs



WALKWAY



PATIO



POOL AREA




BALCONY / ROOFTOP



PEDESTAL USE



DURAFUSION



CORTEZ 18x18

Technical Data	
Dimensions (WxLxH)	457 x 457 x 50 mm 18 x 18 x 2 inch
Unit of Measure	Each
Units / Pallet	40
Pallet Coverage	90 SqFt / 8.4 SqM
Layers / Pallet	10
Unit Coverage	2.25 SqFt
Pallet Weight	910 kg / 2000 lbs

Colour	SKU	Availability
Charcoal	16202205	Stock
Granite	16202207	Stock
Natural	16202203	Stock

CORTEZ | Architectural Paving Slabs



WALKWAY



PATIO



POOL AREA



BALCONY / ROOFTOP



PEDESTAL USE



DURAFUSION



CORTEZ
12x24

Technical Data		Colour	SKU	Availability
Dimensions (WxLxH)	305 x 610 x 50 mm	Charcoal	16202194	Stock
	12 x 24 x 2 inch	Copper Canyon	16202197	Stock
Unit of Measure	Each	Granite	16202196	Stock
Units / Pallet	44	Natural	16202192	Stock
Pallet Coverage	88 SqFt / 8.2 SqM	Sandalwood	16202195	Stock
Layers / Pallet	11			
Unit Coverage	2 SqFt			
Pallet Weight	941 kg / 2075 lbs			



CORTEZ
24x24

Technical Data		Colour	SKU	Availability
Dimensions (WxLxH)	610 x 610 x 50 mm	Charcoal	16202188	Stock
	24 x 24 x 2 inch	Copper Canyon	16202191	Stock
Unit of Measure	Each	Granite	16202190	Stock
Units / Pallet	22	Natural	16202185	Stock
Pallet Coverage	88 SqFt / 8.2 SqM			
Layers / Pallet	11			
Unit Coverage	4 SqFt			
Pallet Weight	930 kg / 2050 lbs			

NEW YORK STONE | Architectural Paving Slabs



WALKWAY



PATIO



POOL AREA



BALCONY / ROOFTOP



PEDESTAL USE



DURAFUSION



NEW YORK
24x24

Technical Data		Colour	SKU	Availability
Dimensions (WxLxH)	610 x 610 x 50 mm	Midnight	127001067	Stock
	24 x 24 x 2 inch	Granite	16202218	Stock
Unit of Measure	Each			
Units / Pallet	22			
Pallet Coverage	88 SqFt / 8.2 SqM			
Layers / Pallet	11			
Unit Coverage	4 SqFt			
Pallet Weight	1021 kg / 2250 lbs			

TEXADA | Architectural Paving Slabs



WALKWAY



PATIO




POOL AREA



BALCONY / ROOFTOP




PEDESTAL USE



TEXADA
18x18

Technical Data		Colour	SKU	Availability
Dimensions (WxLxH)	457 x 457 x 40 mm	Charcoal	16201826	Stock
	18 x 18 x 1 5/8 inch	Natural	16201823	Stock
Unit of Measure	Each			
Units / Pallet	60			
Pallet Coverage	135 SqFt / 12.5 SqM			
Layers / Pallet	10			
Unit Coverage	2.25 SqFt			
Pallet Weight	1315 kg / 2900 lbs			



TEXADA
12x24

Technical Data		Colour	SKU	Availability
Dimensions (WxLxH)	305 x 610 x 50 mm	Charcoal	16201834	Special Order
	12 x 24 x 2 inch	Natural	16201831	Special Order
Unit of Measure	Each			
Units / Pallet	48			
Pallet Coverage	96 SqFt / 8.9 SqM			
Layers / Pallet	12			
Unit Coverage	2 SqFt			
Pallet Weight	1043 kg / 2300 lbs			



TEXADA
24x24

Technical Data		Colour	SKU	Availability
Dimensions (WxLxH)	610 x 610 x 50 mm	Charcoal	16201815	Stock
	24 x 24 x 2 inch	Natural	16201811	Stock
Unit of Measure	Each			
Units / Pallet	25			
Pallet Coverage	100 SqFt / 9.3 SqM			
Unit Coverage	4 SqFt			
Pallet Weight	1089 kg / 2400 lbs			



PAVING SLABS


DIAMOND | Paving Slabs



WALKWAY



PATIO



DIAMOND SLAB
600x600

Technical Data	
Dimensions (WxLxH)	600 x 600 x 45 mm 24 x 24 x 1 3/4 inch
Unit of Measure	Each
Units / Pallet	24
Pallet Coverage	96 SqFt / 8.9 SqM
Unit Coverage	4 SqFt / .37 SqM
Pallet Weight	841 kg / 1855 lbs
Packaging	Horizontal

Colour	SKU	Availability
Grey	12050987	Stock



DIAMOND SLAB
600x750

Technical Data	
Dimensions (WxLxH)	600 x 750 x 45 mm 24 x 30 x 1 3/4 inch
Unit of Measure	Each
Units / Pallet	24
Pallet Coverage	120 SqFt / 11.1 SqM
Unit Coverage	5 SqFt / .46 SqM
Pallet Weight	1097 kg / 2419 lbs
Packaging	Horizontal

Colour	SKU	Availability
Grey	12059055	Stock
Red	12059148	Stock


EXPOSED | Paving Slabs



WALKWAY



PATIO



SQUARE EXPOSED SLAB
16x16

Technical Data	
Dimensions (WxLxH)	406 x 406 x 45 mm 16 x 16 x 1 3/4 inch
Unit of Measure	Each
Units / Pallet	84
Pallet Coverage	148 SqFt / 13.7 SqM
Unit Coverage	1.77 SqFt / .16 SqM
Pallet Weight	1376 kg / 3033 lbs

Colour	SKU	Availability
Exposed	12059522	Stock



20" ROUND EXPOSED

Technical Data	
Dimensions (WxLxH)	508 x 45 mm 20 x 1 3/4 inch
Unit of Measure	Each
Units / Pallet	50
Layers / Pallet	10
Pallet Weight	1038 kg / 2287 lbs

Colour	SKU	Availability
Exposed	12109012	Stock

KINGSTON | Paving Slabs



KINGSTON SLAB
16x16

Technical Data	
Dimensions (WxLxH)	406 x 406 x 45 mm 16 x 16 x 1 3/4 inch
Unit of Measure	Each
Units / Pallet	72
Pallet Coverage	127.44 SqFt / 11.8 SqM
Unit Coverage	1.77 SqFt / .16 SqM
Pallet Weight	1215 kg / 2680 lbs

Colour	SKU	Availability
Grey	12059485	Stock



12" ROUND KINGSTON
SLAB

Technical Data	
Dimensions (WxLxH)	300 x 45 mm 12 x 1 3/4 inch
Unit of Measure	Each
Units / Pallet	120
Layers / Pallet	8
Pallet Weight	950 kg / 2095 lbs

Colour	SKU	Availability
Grey	127000690	Stock

QUADRAL | Paving Slabs



QUADRAL SLAB
16x16

Technical Data	
Dimensions (WxLxH)	400 x 400 x 50 mm 16 x 16 x 2 inch
Unit of Measure	Each
Units / Pallet	78
Pallet Coverage	134 SqFt / 12.4 SqM
Layers / Pallet	13
Unit Coverage	1.72 SqFt / .16 SqM
Pallet Weight	1377 kg / 3035 lbs

Colour	SKU	Availability
Earth Blend	12050054	Stock
Shadow Blend	12050052	Stock

SARANAK | Paving Slabs



WALKWAY



PATIO



POOL
AREA



SARANAK SLAB
16 x 16

Technical Data	
Dimensions (WxLxH)	400 x 400 x 50 mm 16 x 16 x 2 inch
Unit of Measure	Each
Units / Pallet	60
Pallet Coverage	103 SqFt / 9.6 SqM
Layers / Pallet	10
Unit Coverage	1.72 SqFt / .16 SqM
Pallet Weight	1064 kg / 2345 lbs

Colour	SKU	Availability
Earth Blend	12100045	Stock
Graphite	12101231	Stock
Shadow Blend	12100046	Stock



SARANAK SLAB
16 x 24

Technical Data	
Dimensions (WxLxH)	400 x 600 x 50 mm 16 x 24 x 2 inch
Unit of Measure	Each
Units / Pallet	40
Pallet Coverage	106 SqFt / 9.8 SqM
Layers / Pallet	10
Unit Coverage	2.66 SqFt / .25 SqM
Pallet Weight	1056 kg / 2328 lbs

Colour	SKU	Availability
Earth Blend	12100043	Stock
Graphite	12102351	Stock
Shadow Blend	12100044	Stock



FREE STANDING WALLS


MELVILLE™ WALL | Free Standing Walls



MELVILLE WALL

Technical Data	
Dimensions (WxDxH)	500 x 250 x 100 mm 20 x 10 x 4 inch
Unit of Measure	Each
Units / Pallet	48
Pallet Coverage	26.67 SqFt / 2.5 SqM 80 LF / 24.4 LM
Layers / Pallet	6
Unit Coverage	.56 SqFt
Pallet Weight	1364 kg / 3007 lbs

Colour	SKU	Availability
Charcoal	16050918	Stock
Grey	16051072	Stock
Rio	16050843	Stock




20" MELVILLE CAP

Technical Data	
Dimensions (WxDxH)	500 x 330 x 50 mm 20 x 13 x 2 inch
Unit of Measure	Each
Units / Pallet	60
Pallet Coverage	100 LF / 30.5 LM
Layers / Pallet	10
Unit Coverage	1.6 LF
Pallet Weight	1110 kg / 2448 lbs

Colour	SKU	Availability
Charcoal	16051073	Stock
Rio	121000094	Stock

ASHLAR TANDEM™ WALL | Free Standing Walls



ASHLAR UNIT 1



ASHLAR UNIT 2



ASHLAR UNIT 3

Technical Data	
Dimensions (LxDxH)	1 - 347 x 76.2 x 177 mm 2 - 398 x 76.2 x 177 mm 3 - 457 x 76.2 x 177 mm 1 - 13 ² / ₃ x 3 x 7 inch 2 - 15 ² / ₃ x 3 x 7 inch 3 - 18 x 3 x 7 inch
Unit of Measure	SqFt
Units / Pallet	90
Pallet Coverage	70.1 SqFt / 6.5 SqM
Layers / Pallet	6
Pallet Weight	945 kg / 2083 lbs

Colour	SKU	Availability
Charcoal	16053003	Stock
Rustic	16053002	Stock
Victorian	16055046	Stock

IMPORTANT NOTE

- 9 closed corner pieces per layer.



ASHLAR TANDEM™ PILLAR KIT | Free Standing Walls



PILLAR / POST



TANDEM PILLAR KIT

Technical Data	
Dimensions	Height - 42" Height - w/Cap - 45 1/4" Width - 21"
Components	48 - Veneers 48 - Modular Blocks 48 - Clips 2 - Caps
Quantity	2 Columns
Pallet Weight	1542 kg / 3400 lbs

Colour	SKU	Availability
Charcoal	38350112	Stock
Rustic	38350053	Stock
Victorian	38350063	Stock



TANDEM COLUMN CAP
(TEXTURED EDGE)

Technical Data	
Dimensions (LxDxH)	600 x 400 x 82.5 mm 24 x 24 x 3 1/4"
Unit of Measure	Each
Units / Pallet	16
Pallet Weight	1072 kg / 2363 lbs

Colour	SKU	Availability
Charcoal	38350281	Stock
Rustic	38350282	Stock
Victorian	38350321	Stock

MELVILLE TANDEM™ WALL | Free Standing Walls



RETAINING WALL



GARDEN WALL



PLANTER BED




OUTDOOR STAIRS



PILLAR / POST



DURAFUSION



LONG MELVILLE
(SMOOTH FINISH)

Technical Data	
Dimensions (LxDxH)	603 x 67 x 180 mm 23 3/4 x 2 5/8 x 7 1/16"
Unit of Measure	SqFt
Units / Pallet	40
Pallet Coverage	46.7 SqFt / 4.3 SqM
Layers / Pallet	4
Unit Coverage	1.15 SqFt / .11 SqM
Pallet Weight	659 kg / 1453 lbs

Colour	SKU	Availability
Charcoal	16054740	Stock
Mountain Ash*	16054739	Stock
Tofino Grey*	16054738	Stock

IMPORTANT NOTE

- DURAFUSION*



TANDEM™ COMPONENTS | Free Standing Walls



MODULAR BLOCK

Technical Data	
Dimensions (WxDxH)	200 x 200 x 180 mm 8 x 8 x 7 1/16 inch
Unit of Measure	Each
Units / Pallet	128
Layers / Pallet	4
Pallet Weight	1222 kg / 2695 lbs

Colour	SKU	Availability
Grey	30156171	Stock

PRODUCT INFORMATION
<ul style="list-style-type: none"> Pallet of Modular Block includes 1 box (148) of Tandem Modular Block Universal connectors.



TANDEM MODULAR BLOCK UNIVERSAL CONNECTOR

Technical Data			
Units / Box	148	Unit of Measure	Box
SKU: 70972062			



TANDEM 8" CONNECTOR

Technical Data			
Units / Box	36	Unit of Measure	Bag
SKU: 70971501			



U START BASE BLOCK

Technical Data	
Dimensions (LxDxH)	458 x 300 x 89 mm 18 7/16 x 12 x 3 1/2
Unit of Measure	Each
Units / Pallet	56
Pallet Coverage	84 LF / 25.6 LM
Layers / Pallet	8
Pallet Weight	1343 kg / 2961 lbs


Colour	SKU	Availability
Grey	16051591	Stock



24" TANDEM WALL CAP (TEXTURED EDGE)

Technical Data	
Dimensions (LxDxH)	600 x 381 x 82 mm 24 x 15 x 3 1/4
Unit of Measure	Each
Units / Pallet	32
Pallet Coverage	64 LF / 19.5 LM
Layers / Pallet	8
Pallet Weight	1357 kg / 2993 lbs

Colour	SKU	Availability
Charcoal	16053004	Stock
Rustic	16053007	Stock
Victorian	10079116	Stock



24" TANDEM WALL CAP (SMOOTH EDGE)

Technical Data	
Dimensions (LxDxH)	600 x 400 x 60 mm 24 x 16 x 2 3/8
Unit of Measure	Each
Units / Pallet	32
Pallet Coverage	64 LF / 19.5 LM
Layers / Pallet	8
Pallet Weight	1428 kg / 3148 lbs

Colour	SKU	Availability
Charcoal	16054487	Stock
Grey	16054486	Stock

STACKSTONE® | Free Standing Walls



GARDEN WALL



PLANTER BED



OUTDOOR STAIRS



PILLAR / POST



STACKSTONE STANDARD

Technical Data		Colour	SKU	Availability
Dimensions (WxDxH)	200 x 200 x 100 mm	Charcoal	16209243	Stock
6" TAPERED BACK	8 x 8 x 4 inch	Rustic	16209247	Stock
Unit of Measure	Each			
Units / Pallet	150			
Pallet Coverage	30 SqFt / 2.79 SqM			
Layers / Pallet	5			
Unit Coverage	5 / SqFt			
Pallet Weight	1200 kg / 2646 lbs			




STACKSTONE TIGHT RADIUS

Technical Data		Colour	SKU	Availability
Dimensions (WxDxH)	200 x 200 x 100 mm	Charcoal	16209255	Stock
4" TAPERED BACK	8 x 8 x 4 inch	Rustic	16209259	Stock
Unit of Measure	Each			
Units / Pallet	180			
Layers / Pallet	5			
Pallet Weight	1247 kg / 2750 lbs			



STACKSTONE CORNER

Technical Data		Colour	SKU	Availability
Dimensions (WxDxH)	200 x 275 x 100 mm	Charcoal	16209237	Stock
	8 x 11 x 4 inch	Rustic	16209241	Stock
Unit of Measure	Each			
Units / Pallet	48			
Layers / Pallet	3			
Pallet Weight	642 kg / 1415 lbs			



STACKSTONE CAP

Technical Data		Colour	SKU	Availability
Dimensions (WxDxH)	200 x 200 x 100 mm	Charcoal	16209231	Stock
6" TAPERED BACK	8 x 8 x 4 inch	Rustic	16209235	Stock
Unit of Measure	Each			
Units / Pallet	150			
Pallet Coverage	87.5 LF / 26.7 LM			
Layers / Pallet	5			
Pallet Weight	1200 kg / 2646 lbs			

WESTON STONE | Free Standing Walls



COURTYARD WALL



PLANTER BED



PILLAR / POST



OUTDOOR KITCHEN




OUTDOOR STAIRS



WESTON STONE UNIVERSAL

Technical Data		Colour	SKU	Availability
Dimensions (WxDxH)	200 x 300 x 100 mm	Charcoal	129000234	Stock
	8 x 12 x 4 inch	Rustic	16259493	Stock
Unit of Measure	Each	Victorian	16252256	Stock
Units / Pallet	100			
Pallet Coverage	33 SqFt / 3.1 SqM			
Layers / Pallet	5			
Unit Coverage	3 (Based on vertical layout)			
Pallet Weight	1253 kg / 2762 lbs			

MARINA COPING UNIT | Free Standing Walls



MARINA COPING 6 X 12

Technical Data		Colour	SKU	Availability
Dimensions (WxDxH)	150 x 300 x 60 mm	Charcoal	10506022	Stock
	6 x 12 x 2 ³ / ₈ inch	Victorian	10503456	Stock
Unit of Measure	Each			
Units / Pallet	126			
Layers / Pallet	3			
Pallet Coverage	63 LF / 19.2 LM			
Pallet Weight	782 kg / 1725 lbs			



RETAINING WALLS

AB® COLLECTION 6° | Retaining Walls



RETAINING WALL



OUTDOOR STAIRS



ENGINEERING SUPPORT



WALL SETBACK



AB CLASSIC (6°)

Technical Data	
Dimensions (WxDxH)	460 x 300 x 200 mm 18 x 12 x 8 inch
Unit of Measure	Each
Units / Pallet	40
Pallet Coverage	40 SqFt / 3.7 SqM 60 LF / 18.3 LM
Layers / Pallet	5
Unit Coverage	1 / SqFt
Pallet Weight	1526 kg / 3365 lbs

Colour	SKU	Availability
Charcoal	16059025	Stock
Grey	16209264	Stock
Rocky Mountain	16059026	Stock
Silverado	16059028	Special Order



AB 12° CORNER (6°)

Technical Data	
Dimensions (WxDxH)	300 x 200 x 200 mm 12 x 8 x 8 inch
Unit of Measure	Each
Units / Pallet	40
Layers / Pallet	2
Pallet Weight	1068 kg / 2355 lbs

Colour	SKU	Availability
Charcoal	16059018	Stock
Grey	16059020	Stock
Rocky Mountain	16059022	Stock
Silverado	16059024	Special Order




AB 16° CORNER (6°)

Technical Data	
Dimensions (WxDxH)	400 x 200 x 200 mm 16 x 8 x 8 inch
Unit of Measure	Each
Units / Pallet	30
Layers / Pallet	2
Pallet Weight	980 kg / 2161lbs

Colour	SKU	Availability
Charcoal	16055022	Stock
Grey	16055021	Stock
Rocky Mountain	16055023	Stock
Silverado	16054594	Special Order

AB® COLLECTION COPING UNITS | Retaining Walls



12" CAP WITH
3" OVER HANG

Technical Data	
Dimensions (WxDxH)	300 x 300 x 90mm 12 x 12 x 3 1/2 inch
Unit of Measure	Each
Units / Pallet	96
Layers / Pallet	8
Pallet Coverage	96 LF / 29.2 LM
Pallet Weight	1715 kg / 3781lbs

Colour	SKU	Availability
Charcoal	16059093	Stock
Grey	16059095	Stock
Rocky Mountain	16059097	Stock
Silverado	16059098	Special Order



AB 18" PRO CAP

Technical Data	
Dimensions (WxDxH)	460 x 300 x 95 mm 18 x 12 x 3 3/4 inch
Unit of Measure	Each
Units / Pallet	56
Layers / Pallet	7
Pallet Coverage	84 LF / 25.6 LM
Pallet Weight	1586 kg / 3498 lbs

Colour	SKU	Availability
Charcoal	16059065	Stock
Grey	16059067	Stock
Rocky Mountain	16059069	Stock

AB® METROPOLITAN | Retaining Walls



RETAINING WALL




OUTDOOR STAIRS



ENGINEERING SUPPORT




WALL SETBACK



AB METROPOLITAN
CLASSIC (6°)

Technical Data	
Dimensions (WxDxH)	460 x 300 x 200 mm 18 x 12 x 8 inch
Unit of Measure	Each
Units / Pallet	40
Pallet Coverage	40 SqFt / 3.7 SqM 60 LF / 18.3 LM
Layers / Pallet	4
Unit Coverage	1 / SqFt
Pallet Weight	1496 kg / 3298 lbs

Colour	SKU	Availability
Granville Grey	16054386	Stock
Silverado	16054384	Stock



AB METROPOLITAN
16" CORNER (6°)

Technical Data	
Dimensions (WxDxH)	400 x 200 x 200 mm 16 x 8 x 8 inch
Unit of Measure	Each
Units / Pallet	30
Layers / Pallet	2
Pallet Weight	980 kg / 2161 lbs

Colour	SKU	Availability
Granville Grey	16100203	Stock
Silverado	16100201	Stock

AB® METROPOLITAN | Retaining Walls



RETAINING WALL



OUTDOOR STAIRS



ENGINEERING SUPPORT



WALL SETBACK



18" AB METROPOLITAN PRO CAP

Technical Data	
Dimensions (WxDxH)	460 x 300 x 95 mm 18 x 12 x 3 3/4 inch
Unit of Measure	Each
Units / Pallet	56
Layers / Pallet	7
Pallet Coverage	84 LF / 25.6 LM
Pallet Weight	1494 kg / 3293 lbs

Colour	SKU	Availability
Charcoal	16054388	Stock
Granville Grey	16054389	Stock

PISA2® | Retaining Walls



RETAINING WALL



OUTDOOR STAIRS



ENGINEERING SUPPORT



WALL SETBACK



PISA2 STANDARD

Technical Data	
Dimensions (WxDxH)	200 x 300 x 150 mm
6" TAPERED BACK	8 x 12 x 6 inch
Unit of Measure	Each
Units / Pallet	72
Pallet Coverage	24 SqFt / 2.2 SqM 48 LF / 14.6 LM
Layers / Pallet	3
Unit Coverage	3 / SqFt
Pallet Weight	1391 kg / 3067 lbs

Colour	SKU	Availability
Charcoal	16059126	Stock
Rustic	16059130	Stock
Victorian	16056248	Stock



PISA2 TAPERED

Technical Data	
Dimensions (WxDxH)	200 x 300 x 150 mm 8 x 12 x 6 inch
Unit of Measure	Each
Units / Pallet	72
Layers / Pallet	3
Unit Coverage	3 / SqFt
Pallet Weight	1270 kg / 2800 lbs

Colour	SKU	Availability
Charcoal	16059136	Stock
Rustic	16059140	Stock
Victorian	16056249	Stock

PISA2® | Retaining Walls



RETAINING WALL



OUTDOOR STAIRS



ENGINEERING SUPPORT




WALL SETBACK



PISA2 CORNER

Technical Data	
Dimensions (WxDxH)	500 x 200 x 150 mm 20 x 8 x 6 inch
Unit of Measure	Each
Units / Pallet	36
Layers / Pallet	3
Pallet Weight	1148 kg / 2531 lbs

Colour	SKU	Availability
Charcoal	16059116	Stock
Rustic	16059120	Stock
Victorian	16056247	Stock



18" CAPSTONE

Technical Data	
Dimensions (WxDxH)	457 x 305 x 76 mm 18 x 12 x 3 inch
Unit of Measure	Each
Units / Pallet	64
Layers / Pallet	8
Pallet Coverage	96 LF / 29.3 LM
Pallet Weight	1396 kg / 3079 lbs

Colour	SKU	Availability
Charcoal	16209221	Stock
Grey	16209223	Stock



REVERSE-A-CAP

Technical Data	
Dimensions (WxDxH)	200 x 356 x 76 mm
7" TAPERED BACK	8 x 14 x 3 inch
Unit of Measure	Each
Units / Pallet	120
Layers / Pallet	10
Pallet Coverage	74.4 LF / 22.73 LM
Pallet Weight	1277 kg / 2815 lbs

Colour	SKU	Availability
Charcoal	16209226	Stock
Grey	16209228	Stock

SIENASTONE® | Retaining Walls



RETAINING WALL



OUTDOOR STAIRS



ENGINEERING SUPPORT



7° WALL SETBACK



SIENASTONE 333

Technical Data		Colour	SKU	Availability
Dimensions (WxDxH)	1000 x 333 x 185 mm	Charcoal	16059155	Special Order
	39 x 13 x 7 ³ / ₈ inch	Grey	16059157	Special Order
Unit of Measure	Each			
Units / Pallet	9			
Pallet Coverage	18 SqFt / 1.67 SqM			
	39 LF / 41.9 LM			
Layers / Pallet	3			
Unit Coverage	.5 / SqFt			
Pallet Weight	1179 kg / 2599 lbs			



SIENASTONE 500

Technical Data		Colour	SKU	Availability
Dimensions (WxDxH)	1000 x 500 x 185 mm	Charcoal	16059158	Special Order
	39 x 20 x 7 ³ / ₈ inch	Grey	16059160	Special Order
Unit of Measure	Each			
Units / Pallet	6			
Pallet Coverage	12 SqFt / 1.1 SqM			
	19.5 LF / 6 LM			
Layers / Pallet	3			
Unit Coverage	.5 / SqFt			
Pallet Weight	1200 kg / 2646 lbs			



SIENASTONE 925

Technical Data		Colour	SKU	Availability
Dimensions (WxDxH)	1000 x 925 x 185 mm	Charcoal	16059161	Special Order
	39 x 36 x 7 ³ / ₈ inch	Grey	16059163	Special Order
Unit of Measure	Each			
Units / Pallet	3			
Pallet Coverage	6 SqFt / .56 SqM			
	9.75 LF / 2.8 LM			
Layers / Pallet	3			
Unit Coverage	.5 / SqFt			
Pallet Weight	1200 kg / 2646 lbs			

SIENASTONE® | Retaining Walls



RETAINING WALL



OUTDOOR STAIRS



ENGINEERING SUPPORT



7° WALL SETBACK



SIENASTONE CORNER

Technical Data		Colour	SKU	Availability
Dimensions (WxDxH)	1000 x 500 x 185 mm	Charcoal	16059146	Special Order
	39 x 20 x 7 ³ / ₈ inch	Grey	16059148	Special Order
Unit of Measure	Each			
Units / Pallet	6			
Layers / Pallet	3			
Pallet Weight	1278 kg / 2817 lbs			



SIENASTONE CURVE

Technical Data		Colour	SKU	Availability
Dimensions (WxDxH)	500 x 500 x 185	Charcoal	16159048	Special Order
	20 x 20 x 7 ³ / ₈ inch	Grey	16059154	Special Order
Unit of Measure	Each			
Units / Pallet	12			
Layers / Pallet	3			
Pallet Weight	1116 kg / 2460 lbs			



SIENASTONE CAP

Technical Data		Colour	SKU	Availability
Dimensions (WxDxH)	1000 x 500 x 185 mm	Charcoal	16059142	Stock
	39 x 20 x 7 ³ / ₈ inch	Grey	16059144	Stock
Unit of Measure	Each			
Units / Pallet	6			
Pallet Coverage	19.5 LF / 5.9 LM			
Layers / Pallet	3			
Pallet Weight	1218 kg / 2685 lbs			

VERSA-LOK® | Retaining Walls



RETAINING WALL




OUTDOOR STAIRS



ENGINEERING SUPPORT




WALL SETBACK



Standard

Technical Data		Colour	SKU	Availability
Dimensions (WxDxH)	406 x 300 x 153 mm	Charcoal	16059170	Stock
	16 x 12 x 6 inch	Grey/Charcoal	16059169	Stock
Unit of Measure	Each	Beige/Charcoal	16059168	Stock
Units / Pallet	36			
Layers / Pallet	4			
Unit Coverage	1.5 / SqFt			
Pallet Coverage	24 SqFt / 2.2 SqM			
	47.9 LF / 14.6 LM			
Pallet Weight	1502 kg / 3312 lbs			



Cap A & B

Technical Data		Colour	SKU	Availability
Dimensions (WxDxH)	406 x 300 x 92 mm	Charcoal	16059171	Stock
14" TAPERED BACK	16 x 12 x 3.625 inch	Grey/Charcoal	16059166	Stock
Unit of Measure	Each	Beige/Charcoal	16059165	Stock
Units / Pallet	72			
Layers / Pallet	8			
Pallet Coverage	90 LF / 27.4 LM			
Pallet Weight	1502 kg / 3312 lbs			

» When ordering you will receive both Cap A & Cap B with a single SKU, as the caps are sold in pairs.



Versa-Tuff Pins

Product	SKU	Packaging	Availability
Versa-Tuff Pins (Individual)	16350030	100 / box	Stock
Versa-Tuff Pins (Box)	16350030	500 / box	Stock

» Versa-Tuff Pins are 6.8" in length and .48" in diameter.
» Use 2 pins per unit.



Versa-Lifter

Product	SKU	Packaging	Availability
Versa Lifter	70715036	Each	Stock



STEPS

LANDINGS™ STEP UNIT | Steps




LANDINGS STEP UNIT



Landing ▶

Stair Tread ▶

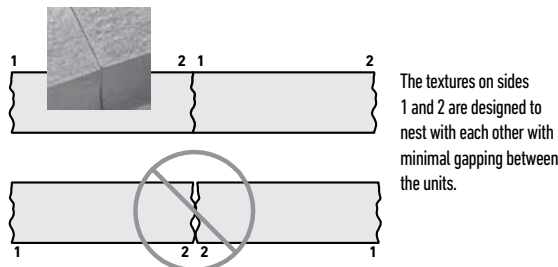


Technical Data	
Dimensions (WxDxH)	1219 x 457 x 152 mm 48 x 18 x 6 inch
Unit of Measure	Each
Units / Pallet	6
Pallet Coverage	24 LF / 7.3 LM
Pallet Weight	1680 kg / 2574 lbs

Colour	SKU	Availability
Dark Charcoal	16203371	Stock
Grey	16203176	Stock

IMPORTANT NOTE

- 9 Each Landings™ Step Unit is manufactured with 2 unique face patterns
- The step units are palletized and packaged for easy skid-steer loader removal.
- Care needs to be taken in handling these units. If a blemish occurs on one side of unit, rotate 180° before setting unit into place.



SIENASTONE® | Steps



SIENASTONE CAP

Technical Data	
Dimensions (WxDxH)	1000 x 500 x 185 mm 39 x 20 x 7 3/8 inch
Unit of Measure	Each
Units / Pallet	6
Pallet Coverage	19.5 LF / 5.9 LM
Layers / Pallet	3
Pallet Weight	1218 kg / 2685 lbs

Colour	SKU	Availability
Charcoal	16059142	Stock
Grey	16059144	Stock



PAVER / SLAB / WALL ACCESSORIES

EDGE RESTRAINT | Accessories




Product	SKU	Availability	Length	Packaging	UOM
Smooth Landscape Spike	10059024	Stock	10"	Approx. 180/ Box (50lbs)	Box




8' SNAP EDGE

Product	SKU	Availability	Coverage	Packaging	UOM
Snap Edge - Each	10050251	Stock	8' / 96"	Piece	Each
Snap Edge - Bundle	10050251	Stock	192' / 2304"	24 pcs / bundle	Bundle
Snap Edge - Pallet	10050251	Stock	5376' / 64512"	28 bundles / pallet Pallet (657 kg)	Pallet



Snap Edge Dimensions

- 96" (Length) x 1 7/8" (Back Edge) x 2 7/8" (Width)



PERMEDGE PERMEABLE EDGING - 8'

Product	SKU	Availability	Coverage	Packaging	UOM
PermEdge - Each	10050087	Special Order	8' w/ 4' Grid	Piece	Each
PermEdge - Bundle	10050087	Special Order	512'	64 pcs / pallet Pallet (95 kg)	Bundle



100% Recycled Material

POLYMERIC SAND & COMPOUND | Accessories



TECHNISEAL NOCO

Technical Data	
Bag Size	22.7 kg / 50 lbs
Bags / Pallet	56
Coverage NARROW JOINT	Max 120 SqFt
Coverage WIDE JOINT	20 - 40 SqFt
Pallet Weight	1271 kg / 2802 lbs

Product	SKU	Availability
Desert Tan	40104121	Stock
Iron Grey	40104120	Stock



STORM JOINTING COMPOUND

Technical Data	
Bucket Size	18.1 kg / 40 lbs
Buckets / Pallet	50
Coverage	90 - 125 SqFt
Pallet Weight	930 kg / 2050 lbs

Product	SKU	Availability
Granite	40105084	Stock
Tan	40105082	Stock

POLYMERIC SAND & COMPOUND | Accessories

NEW PRODUCT



TECHNISEAL RG+

Technical Data	
Bag Size	22.7 kg / 50 lbs
Bags / Pallet	56
Coverage NARROW JOINT	Up to 120 SqFt
Coverage WIDE JOINT	Up to 40 SqFt
Pallet Weight	1271 kg / 2802 lbs

Product	SKU	Availability
Granite	40105160	Stock
Tan	40100593	Stock



TECHNISEAL SMART SAND

Technical Data	
Bag Size	22.7 kg / 50 lbs
Bags / Pallet	56
Coverage NARROW JOINT	60 - 75 SqFt
Coverage WIDE JOINT	25 - 40 SqFt
Pallet Weight	1271 kg / 2802 lbs

Product	SKU	Availability
Granite	40101219	Stock
Pacific Grey	40101221	Stock
Tan	40101218	Stock
Urban Grey	40101220	Stock



TECHNISEAL HP NEXTGEL

Technical Data	
Bag Size	22.7 kg / 50 lbs
Bags / Pallet	56
Coverage NARROW JOINT	Up to 120 SqFt
Coverage WIDE JOINT	Up to 40 SqFt
Pallet Weight	1271 kg / 2802 lbs

Product	SKU	Availability
Black	40108003	Stock
Granite	40100597	Stock
Ivory	40105613	Stock
Pacific Grey	40100600	Stock
Tan	40100596	Stock
Urban Grey	40100598	Stock

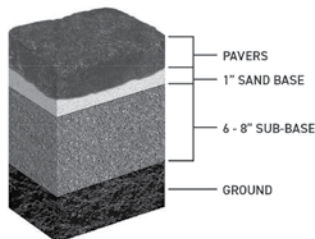
NEXTBASE | Accessories

NEW PRODUCT




Product	SKU	Availability	UOM
Black (10 units)	70971011	Stock	Bundle

TRADITIONAL METHOD
(Approx. 9 - 11" of excavation)



NEXTBASE™ METHOD
(Approx. 3" of excavation)



DYNAMEX RISE IT PEDESTAL | Accessories

Product	SKU	Availability	Height	Packaging	UOM
1/2" Dynamax Rise-It Paver Riser - 3mm Spacer	70660261	Stock	1/2"	100	Box
1/8" Dynamax Rise-It Paver Riser - 3mm Spacer	70660275	Stock	1/8"	100	Box
Dynamax Rise-It Paver Riser - Flat Top	70660085	Stock	1/2"	100	Box
Dynamax Rise-It 1/16" Shim	70669092	Stock	1/16"	400	Box



PAVER RISER 1/2"



PAVER RISER 1/8"



PAVER RISER - FLAT



SHIM 1/16"

BLACKJACK® ONE STEP | Accessories

Product	SKU	Availability	Height Range	Packaging	UOM
BlackJack® OneStep Pedestal	70972571	Stock	1 - 1 3/4"	40	Bag
BlackJack® 20mm Extender	70972570	Stock	3/4"	76	Box
BlackJack® 40mm Extender	70972572	Stock	1 1/2"	40	Box
BlackJack® HalfStep Pedestal	70972573	Stock	1/2 - 1"	66	Bag
BlackJack® BJ 4 mm	70972569	Stock	0.16"	200	Box



BLACKJACK®
ONESTEP PEDESTAL



BLACKJACK®
20MM EXTENDER



BLACKJACK®
40MM EXTENDER



BLACKJACK®
HALFSTEP PEDESTAL



BLACKJACK®
BJ 4MM

BLACKJACK® PEDESTAL | Accessories

Product	SKU	Availability	Height Range	Packaging	UOM
BlackJack® 3 Screw Jack Pedestal	70972575	Stock	74 - 117mm	34	Box
BlackJack® 4 Screw Jack Pedestal	70972576	Stock	117 - 201 mm	20	Box
BlackJack® 5 Screw Jack Pedestal	70972577	Stock	197 - 281mm	12	Box
BlackJack® 3mm Spacer Tab	70972580	Stock	15mm	540	Box
BlackJack® Coupler	70972578	Stock	Max 245mm	27	Box
BlackJack® Top Slope Corrector	70972583	Stock	0 - 5%	216	Box
BlackJack® 2mm Shim	70972579	Stock	2mm	400	Box
BlackJack® Joist Holder	70972582	Stock		94	Box

IMPORTANT NOTE

- BlackJack Screw Jack Pedestal 3/4 /5 are sold with accompanying 3mm Spacer Tabs.



BlackJack®
3 Screw Jack



BlackJack®
4 Screw Jack



BlackJack®
5 Screw Jack



3mm Spacer Tab



BlackJack®
Coupler



BlackJack®
Top Slope Corrector



BlackJack®
2mm Shim



BlackJack®
Joist Holder

TECHNISEAL STRUCTURE BOND ADHESIVE | Accessories




ADHESIVE CLEANER APPLICATOR GUN

PRODUCT INFORMATION


- Equal to 5+ Large standard Tubes (28oz) Adhesive
- Strong adhesion
- No user fatigue
- No messy leaks

Product	SKU	Packaging	Availability	UOM
TSL Structure Bond Adhesive (24 oz)	70975914	12 Tubes / Box	Stock	Box
Structure Bond Gun II	60050802	12 Applicators / Box	Stock	Box
Structure Bond Foam Cleaner (16.9 oz)	70975915	12 Tubes / Box	Stock	Box

GEOGRID | Accessories



Product	SKU	Coverage	Availability	Rolls / Pallet	Roll Weight
Mirafi® 3XT - 6' x 150' - Uniaxial	70201382	900 SqFt	Stock	30	30kg / 67lb
Mirafi® 5XT - 6' x 300' - Uniaxial	70201391	900 SqFt	Special Order	15	70kg/154lb



Product	SKU	Coverage	Availability	Rolls / Pallet	Roll Weight
AB Reinforcement Grid 3' x 50' - Biaxial	70209000	153 SqFt	Stock	36	2.7kg / 6lb
AB Reinforcement Grid 4' x 50' - Biaxial	70200321	198 SqFt	Stock	36	3.6kg / 8lb

SLEEVE-IT® SD-1 FENCE POST ANCHOR SYSTEM | Wall Accessories



PRODUCT INFORMATION

- Integrates stable fence footings into the support structure of retaining walls
- Maximizes usable real estate at the top of a retaining wall
- Shortens construction time for retaining walls with summit fencing.

Product	SKU	Size	Availability	UOM	Weight
Sleeve-It SD-1	70201032	15.3 x 23.4 x 30.6"	Stock	Each	2.7kg / 6lb

WALL DRAIN PRO | Wall Accessories



Product	SKU	Details	Availability	Units / Box	UOM
Wall Drain Pro (Black)	70669091	Designed for blocks 8" or smaller - Snaps into 4" drain tile	Stock	12	Box



YARDSCAPES

DEK BLOCK & DECK BLOCK ADJUSTER | Yardscapes



DECK
SUPPORT



SHED
SUPPORT

**NEW
PRODUCT**




DEK BLOCK PLUS

Product	SKU	Units / Pallet	Availability	Pallet Weight	UOM
7.28 x 10.98 x 10.98" 185 X 279 X 279mm	165500043	48	Stock	1069 kg 2358 lb	Each

PRODUCT INFORMATION

- Accepts 4x4 or 6x6 post



DEK BLOCK

Product	SKU	Units / Pallet	Availability	Pallet Weight	UOM
Grey (12 x 12 x 8")	12059028	48	Stock	1069 kg 2358 lb	Each

PRODUCT INFORMATION

- Deck Block Adjuster makes leveling a deck easy. The steel insert fits the DEK Block and adjusts to the desired height.



DECK BLOCK ADJUSTER

SKU	Units / Package	Availability	UOM
70669005	20	Stock	Box

PLANTER BLOCK | Yardscapes



BENCH/
SEAT WALL



RAISED
GARDEN



PLANTER
BLOCK

Technical Data	
Dimensions (WxDxH)	197 x 197 x 140 mm 7.7 x 7.7 x 5.5 inch
Unit of Measure	Each
Units / Pallet	120
Pallet Weight	1328 kg / 2928 lbs

Colour	SKU	Availability
Tan	16202686	Stock
Charcoal	16203881	Stock



Basic



Lattice



Tiered



Furniture


BELTIS FIRE PIT KIT | Yardscapes



BELTIS FIRE PIT KIT
WITH SPARK ARRESTOR
AND INSERT

Technical Data		Colour	SKU	Availability
Inside Diameter	32 inch / 813 mm	Earth Blend	12052855	Stock
Outside Diameter	43 inch / 1092 mm	Shadow Blend	12052854	Stock
Height	12 inch / 305 mm			
Unit of Measure	Each			
Pallet Weight	481 kg / 1060 lbs			
Components	Insert, spark arrestor, stone			

MELVILLE™ FIRE PIT KIT | Yardscapes



MELVILLE
FIRE PIT KIT WITH SQUARE
SPARK ARRESTOR

Technical Data		Colour	SKU	Availability
Inside Diameter	30 inch / 762 mm	Charcoal	127500055	Stock
Outside Diameter	50 inch / 1270 mm	Rio	127500054	Stock
Height	12 inch / 305 mm			
Unit of Measure	Each			
Pallet Weight	481 kg / 1060 lbs			
Components	Spark arrestor, stone			

STACKSTONE® FIRE PIT KIT | Yardscapes



STACKSTONE®
FIRE PIT KIT

Technical Data		Colour	SKU	Availability
Inside Diameter	25 inch / 635 mm	Charcoal	12059514	Stock
Outside Diameter	41 inch / 1041 mm	Rustic	12059520	Stock
Height	16 inch / 406 mm			
Unit of Measure	Each			
Pallet Weight	481 kg / 1060 lbs			
Components	spark arrestor and stone			

WESTON STONE PIT KIT | Yardscapes



WESTON STONE
FIRE PIT KIT WITH SQUARE
SPARK ARRESTOR

Technical Data	
Inside Diameter	28 inch / 711 mm
Outside Diameter	44 inch / 1118 mm
Height	12 inch / 305 mm
Unit of Measure	Each
Pallet Weight	540 kg / 1190 lbs
Components	spark arrestor and stone

Colour	SKU	Availability
Charcoal	127500067	Stock
Rustic	127500066	Stock
Victorian	127500056	Stock




WESTON STONE
FIRE PIT KIT WITH CLAM
SHELL SPARK ARRESTOR

Technical Data	
Inside Diameter	28 inch / 711 mm
Outside Diameter	44 inch / 1118 mm
Height	12 inch / 305 mm
Unit of Measure	Each
Pallet Weight	540 kg / 1190 lbs
Components	spark arrestor and stone

Colour	SKU	Availability
Charcoal	127500065	Stock
Rustic	127500064	Stock
Victorian	127500063	Stock


WESTON STONE SMOOTH PIT KIT | Yardscapes



WESTON STONE SMOOTH
FIRE PIT KIT WITH SQUARE
SPARK ARRESTOR

Technical Data	
Inside Diameter	28 inch / 711 mm
Outside Diameter	44 inch / 1118 mm
Height	12 inch / 305 mm
Unit of Measure	Each
Pallet Weight	540 kg / 1190 lbs
Components	spark arrestor and stone

Colour	SKU	Availability
Charcoal	127500062	Stock
Rustic	127500061	Stock
Victorian	127500060	Stock



WESTON STONE SMOOTH
FIRE PIT KIT WITH CLAM
SHELL SPARK ARRESTOR

Technical Data	
Inside Diameter	28 inch / 711 mm
Outside Diameter	44 inch / 1118 mm
Height	12 inch / 305 mm
Unit of Measure	Each
Pallet Weight	540 kg / 1190 lbs
Components	spark arrestor and stone

Colour	SKU	Availability
Charcoal	127500059	Stock
Rustic	127500058	Stock
Victorian	127500057	Stock

BBQ BLOCK | Yardscapes



BBQ BLOCK

Technical Data	
Dimensions (WxDxH)	300 x 93 x 100 mm 24 x 3.6 x 8 inch
Unit of Measure	Each
Units / Pallet	72
Pallet Weight	1243 kg / 2741 lbs

Colour	SKU	Availability
Grey	12059475	Stock
Red	12059476	Stock



BBQ BLOCK FIRE PIT


PRODUCT INFORMATION
<ul style="list-style-type: none"> • 7 blocks per row are required. • 24" inside diameter • BBQ Block Fire Pit is not available as a kit. Block and spark arrestor sold separately.

SPARK ARRESTORS | Yardscapes



24" BBQ SPARK ARRESTOR

Colour	SKU	Availability
Unpainted	70669002	Stock



25" STACKSTONE® SPARK ARRESTOR

Colour	SKU	Availability
Unpainted	70559226	Stock




32" BELTIS SPARK ARRESTOR

Colour	SKU	Availability
Black	70585010	Stock



32" BELTIS INSERT

Colour	SKU	Availability
Black	70580260	Stock



28" SQUARE SPARK ARRESTOR

Colour	SKU	Availability
Unpainted	70551011	Stock

EDGERS | Yardscapes



STRATUS EDGER

Technical Data	
Dimensions (WxDxH)	300 x 80 x 80 mm 12 x 3 x 3 inch
Unit of Measure	Each
Units / Pallet	320
Pallet Coverage	320 LF / 97.5 LM
Layers / Pallet	8
Pallet Weight	1322 kg / 2914 lbs

Colour	SKU	Availability
Shadow Blend	14200003	Stock



ICON EDGER

Technical Data	
Dimensions (WxDxH)	300 x 93 x 100 mm 12 x 3.5 x 4 inch
Unit of Measure	Each
Units / Pallet	200
Pallet Coverage	200 LF / 70 LM
Layers / Pallet	5
Pallet Weight	1428 kg / 3148 lbs

Colour	SKU	Availability
Charcoal	14209051	Stock
Grey	14209053	Stock



SOLAR SOLUTIONS

SOLAR SOLUTIONS



SOLAR SLAB

Technical Data	
Dimensions (WxDxH)	193 x 40 x 390 mm 7.625 x 1.57 x 15.3 inch
Unit of Measure	Each
Units / Pallet	108
Pallet Weight	733 kg / 1616 lbs

Colour	SKU	Availability
Grey	12056010	Stock



SOLAR BLOCK
(90 / PALLET)

Technical Data	
Dimensions (WxDxH)	193 x 90 x 390 mm 7.625 x 3.5 x 15.3 inch
Unit of Measure	Each
Units / Pallet	90
Pallet Weight	1288 kg / 2840 lbs


Colour	SKU	Availability
Grey	32317015	Stock



SOLAR BLOCK
(30 / PALLET)

Technical Data	
Dimensions (WxDxH)	193 x 90 x 390 mm 7.625 x 3.5 x 15.3 inch
Unit of Measure	Each
Units / Pallet	30
Pallet Weight	444 kg / 980 lbs

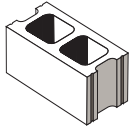
Colour	SKU	Availability
Grey	32317699	Stock





MASONRY / BAGGED PRODUCT

MASONRY BLOCK



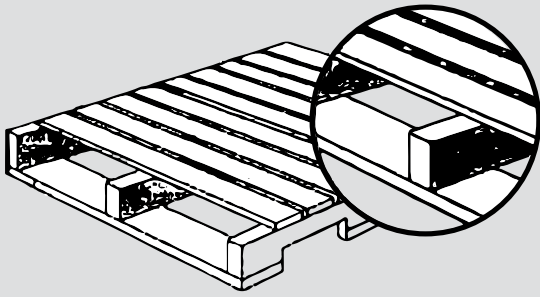
20CM MASONRY
BLOCK

Technical Data	
Dimensions (WxDxH)	190 x 190 x 390 8 x 8 x 16 inch
Unit of Measure	Each
Units / Pallet	90
Pallet Weight	1482 kg / 3268 lbs

Colour	SKU	Availability
Grey	30169127	Stock

Pallet Return Guide

You will be charged a deposit on all pallets sold in conjunction with Products of \$35. A credit of \$35 per pallet will be issued only for pallets that are returned in usable or saleable condition. Damaged pallets are defined as pallets with two or more boards and/or one stringer missing or broken. You are responsible for managing empty pallets on job sites and transporting empty pallets to Oldcastle APG Canada West. Accepted pallets are limited to Abbotsford, Expocrete, Oldcastle, Basalite and Sakrete branded pallets only.

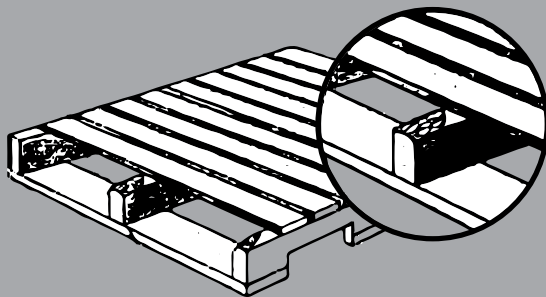
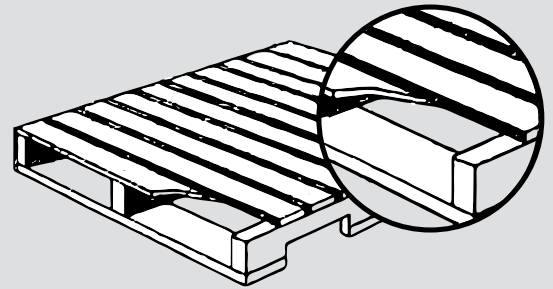


Returnable Pallet

Missing board, but stringers are still intact

Returnable Pallet

Broken board, but stringers are still intact

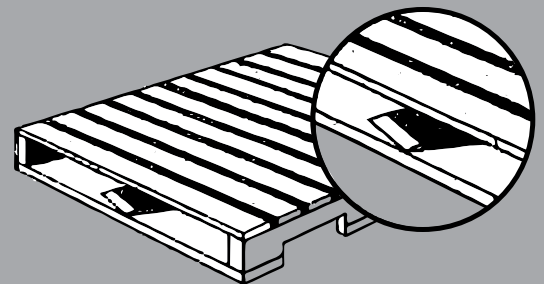


Unreturnable Pallet

Stringers have broken ends.

Unreturnable Pallet

Stringers are broken





COLOUR GUIDE

PAVERS & SLABS



Important Information

» Colour availability will vary by product.



DuraFusion* fuses a top layer of rich pigments. The result is a richness and purity of colour that is sleek and vibrant.

WALLS



Important Information

» Colour availability will vary by product.



Durafusion* fuses a top layer of rich pigments. The result is a richness and purity of colour that is sleek and vibrant.

MIRAGE

Glocal



  IDEAL
GC 03



 TYPE
GC 04



 CLASSIC
GC 05



 ABSOLUTE
GC 06

Noon



DAYLIGHT NN01



EMBER NN02



HONEY NN03

Silverlake



 MORITZ
SK 03 ST



 NEMI
SK 04 ST



 MORO
SK 05 ST

MIRAGE

Verona



 BLUE STONE
VR 01 ST



 YUKON
VR 03 ST

Ardesie



 AFRICAN STONE
AD 03 NAT

Na.Me



 LUMNEZIA
NE 21 ST



 GRIS BELGE
NE 31 ST



APPLICATION GUIDE

PAVERS | Application Guide



Product	Finish	Thickness (mm)	Patio / Pool Deck / Walkway	Driveway	Plaza / Commercial	Vehicular Traffic	Parking Lot	Permeable	Machine Placed
AquaLine Standard	Smooth	80	✓	✓	✓	✓	✓	✓	
Basalt	Textured	60	✓						
Belgian Cobble	Smooth	60	✓						
Brooklyn	Textured	60	✓	✓					
Charlestone	Textured	60	✓	✓					
Cobble	Smooth	60	✓	✓					
Dimensions6	Smooth	60	✓	✓					
Dimensions12	Smooth	60	✓	✓					
Dimensions12	Smooth	80	✓	✓	✓				
Dimensions18	Smooth	60	✓						
Dimensions 3x3	Smooth	60	✓	✓					
Dimensions 3x9	Smooth	60	✓	✓					
Dimensions 6x6	Smooth	60	✓	✓					
Dimensions 6x12	Smooth	60	✓	✓					
Dimensions 6x12	Smooth	80	✓	✓	✓				
Dimensions 12x24	Smooth	60	✓						
Dimensions 24x24	Smooth	60	✓						
Empire	Textured	60	✓	✓					
Flagstone	Textured	60	✓						
Hexagon12	Smooth	60	✓	✓					
Holland 60	Smooth	60	✓	✓					
Mega-Libre	Textured	60	✓	✓					
Origins6	Textured	60	✓	✓					
Origins12	Textured	60	✓	✓					
Origins12	Textured	80	✓	✓					
Origins18	Textured	60	✓	✓					
Origins 3x3	Textured	60	✓	✓					
Origins 6x12	Textured	60	✓	✓					
Papyrus	Textured	60	✓	✓					

PAVERS | Application Guide



Product	Finish	Thickness (mm)	Patio / Pool Deck / Walkway	Driveway	Plaza / Commercial	Vehicular Traffic	Parking Lot	Permeable	Machine Placed
River Rock	Textured	80	✓	✓	✓				✓
River Rock Grana	Smooth	80	✓	✓	✓				✓
Roman Euro	Smooth	60	✓	✓					
Turfstone	Smooth	80		✓	✓	✓	✓	✓	
Villa Stone	Pillow Top	60	✓	✓					
VS5-88	Smooth	88		✓	✓	✓	✓		✓
VS5-108	Smooth	108		✓	✓	✓	✓		✓

SLABS | Application Guide



Product	Finish	Thickness (mm)	Patio	Walkway	Pool Deck	Balcony / Roof Top	Pedestal Application
Architectural Slabs							
Cortez	Smooth	50	✓	✓	✓	✓	
New York	Textured	50	✓	✓	✓	✓	
Texada Hydrapressed	Light Shot Blast	50 (40mm 18x18)	✓	✓	✓	✓	✓
Paving Slabs							
Diamond	Diamond	45	✓	✓			
Exposed Slabs	Exposed	45	✓	✓			
Kingston 16x16 Slab	Smooth	44	✓	✓			
Quadral Slab	Textured	50	✓	✓	✓		
Round Slab 12"	Smooth	45		✓			
Saranak Slab	Textured	50	✓	✓	✓		

WALLS | Application Guide

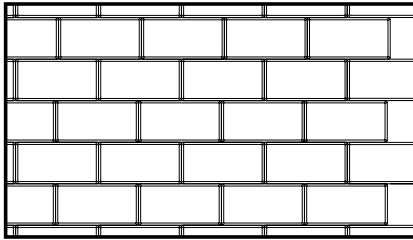


Product	Finish	Garden Wall	Free Standing	Retaining Wall	Engineered	2 Sided Finish	Flower Bed / Tree Well	Courtyard / Wall	Fire Pit	Pillar	Outdoor Kitchen	Stairs
AB Classic	Split Face	✓		✓	✓							✓
AB Metropolitan	Smooth	✓		✓	✓							✓
Melville Wall	Smooth	✓	✓			✓	✓	✓	✓			
Pisa2	Split Face	✓		✓	✓							✓
SienaStone	Split Face	✓		✓	✓							✓
StackStone	Split Face	✓	✓			✓	✓	✓	✓	✓	✓	✓
Tandem Ashlar	Textured	✓	✓	✓	✓	✓	✓	✓	✓	✓	✓	✓
Tandem Melville	Smooth	✓	✓	✓	✓	✓	✓	✓	✓	✓	✓	✓
Weston Stone	Tumbled	✓	✓			✓	✓	✓	✓	✓	✓	✓

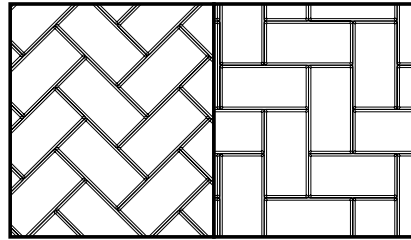


INSTALLATION PATTERNS

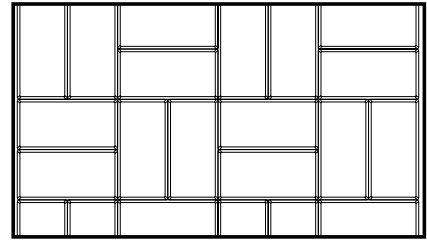
AQUALINE



OFFSET RUNNER PATTERN




45° & 90° HERRINGBONE

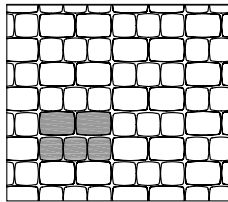


PARQUET

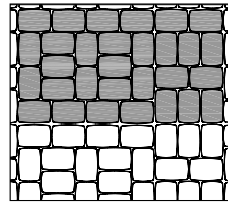
COBBLE




HERRINGBONE
475 - 4.5 x 7



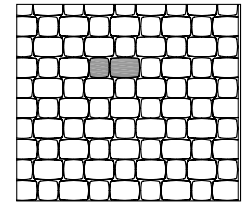
SHORT STACK BOND
232 - 4 x 7
348 - 4.5 x 4.5



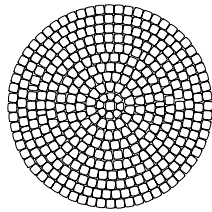
DOUBLE STACK BOND
475 - 4 x 7



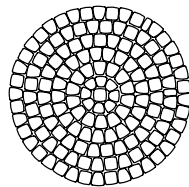
LONG STACK BOND
232 - 4 x 7
348 - 4.5 x 4.5



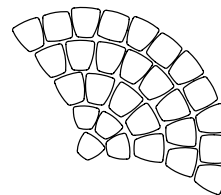
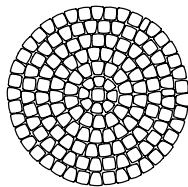
RUNNING BOND
278 - 4 x 7
278 - 4.5 x 4.5



7' CIRCLE KIT

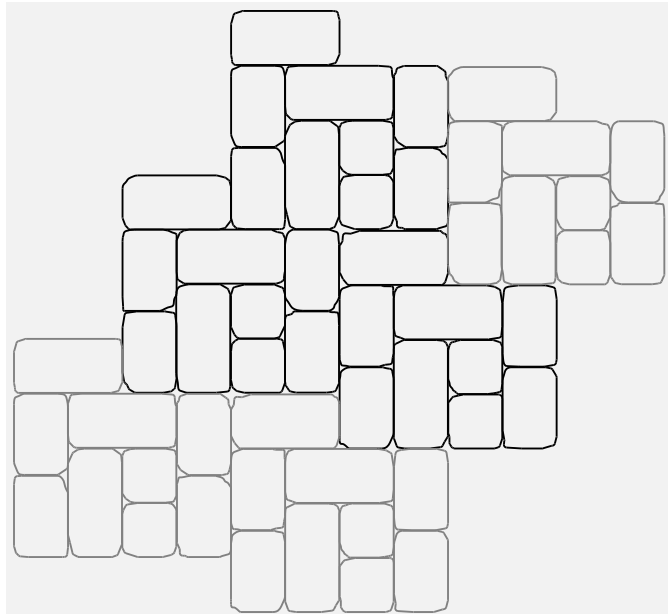


2 - 5' CIRCLES

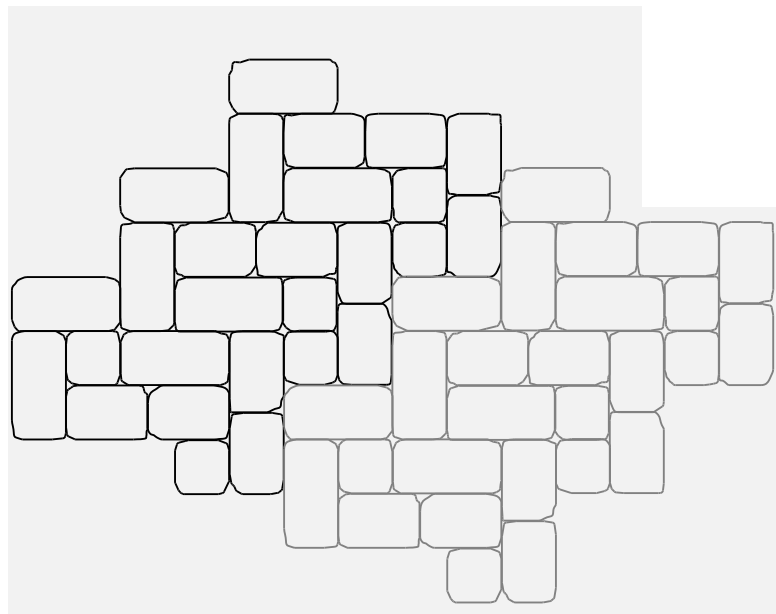
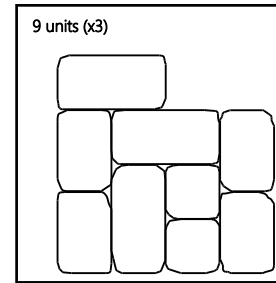


FAN PATTERN

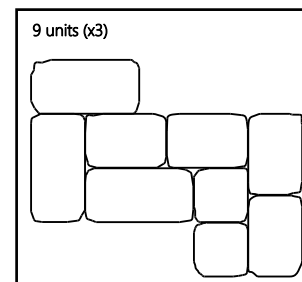
CHARLESTONE



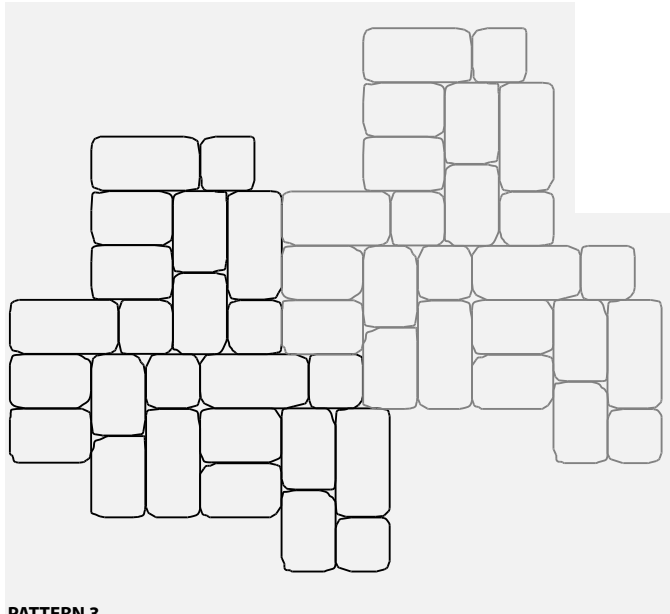
PATTERN 1



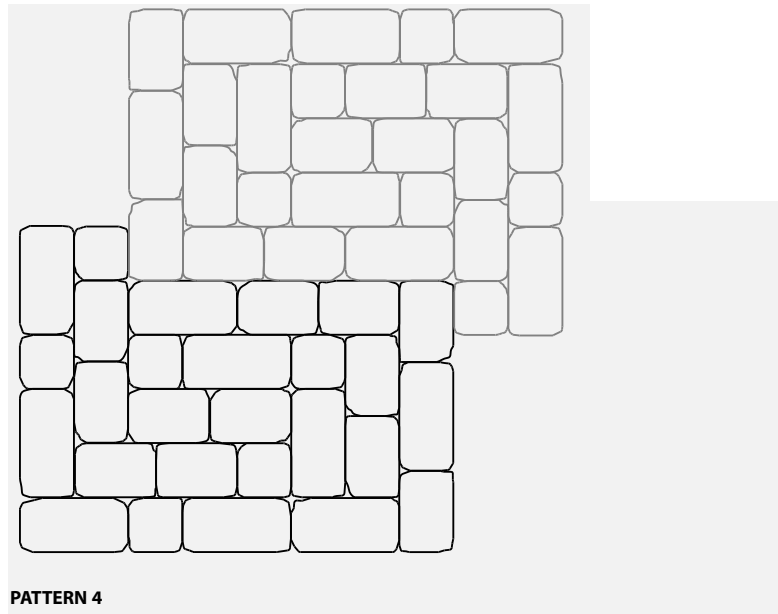
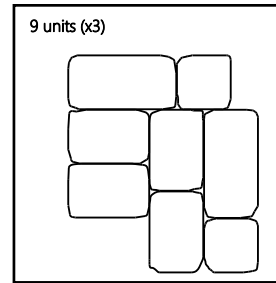
PATTERN 2



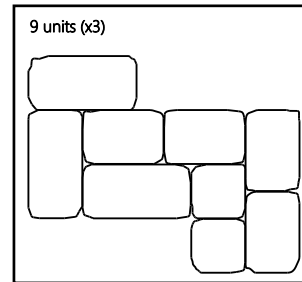
CHARLESTONE



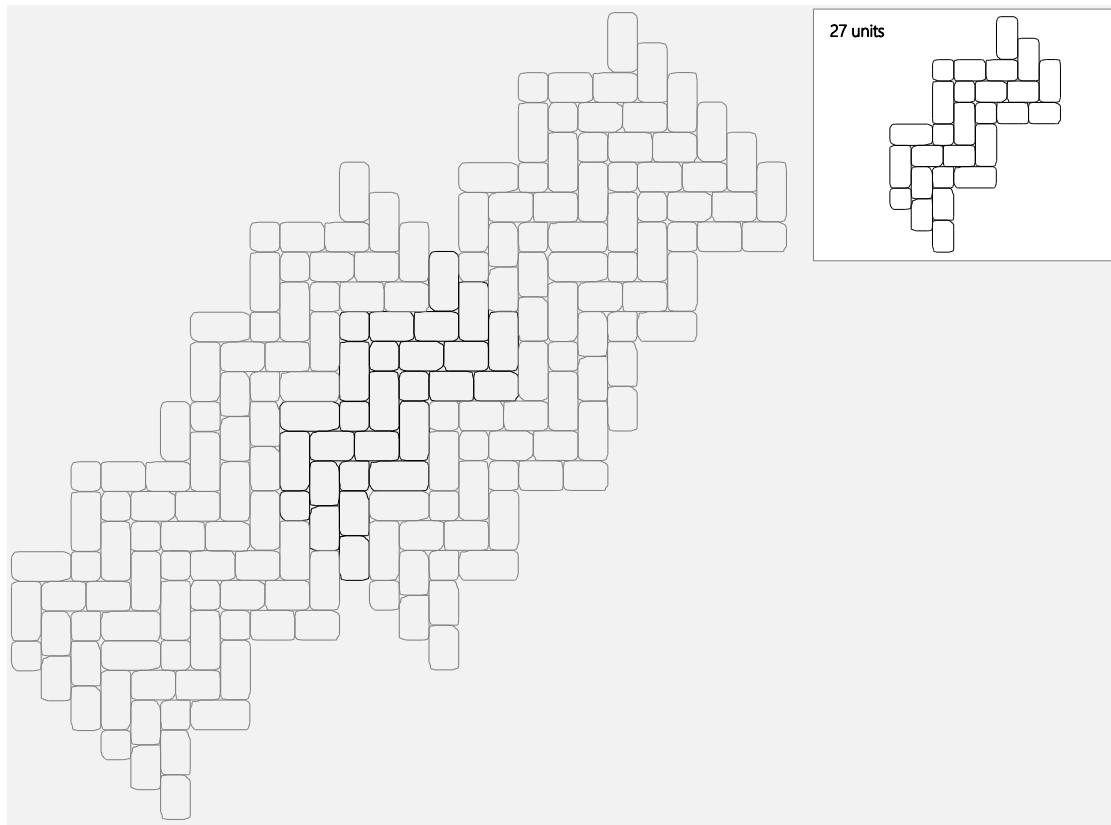
PATTERN 3



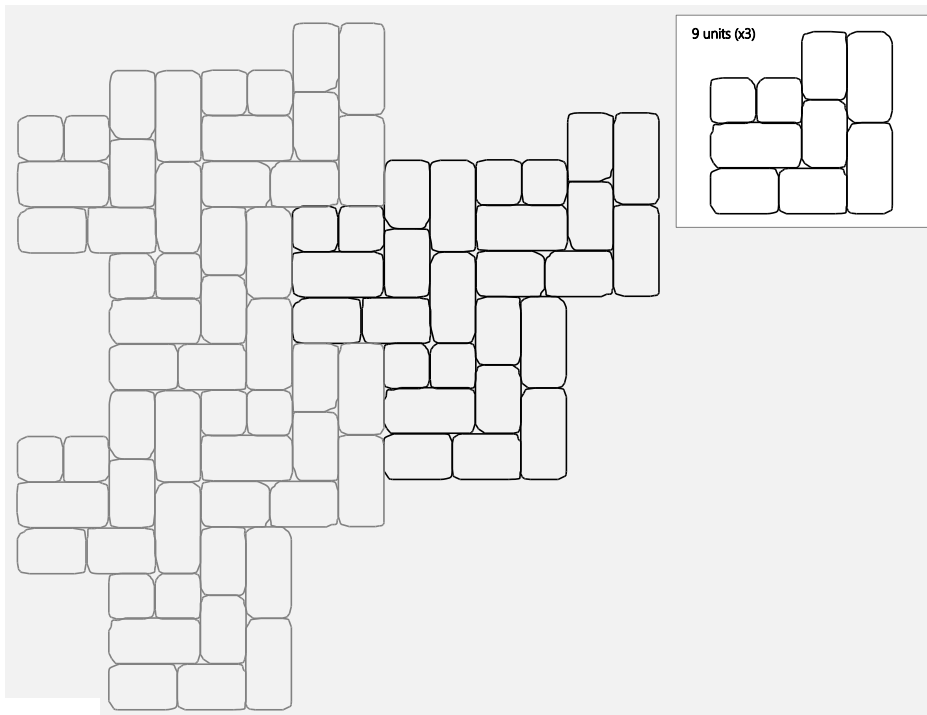
PATTERN 4



CHARLESTONE

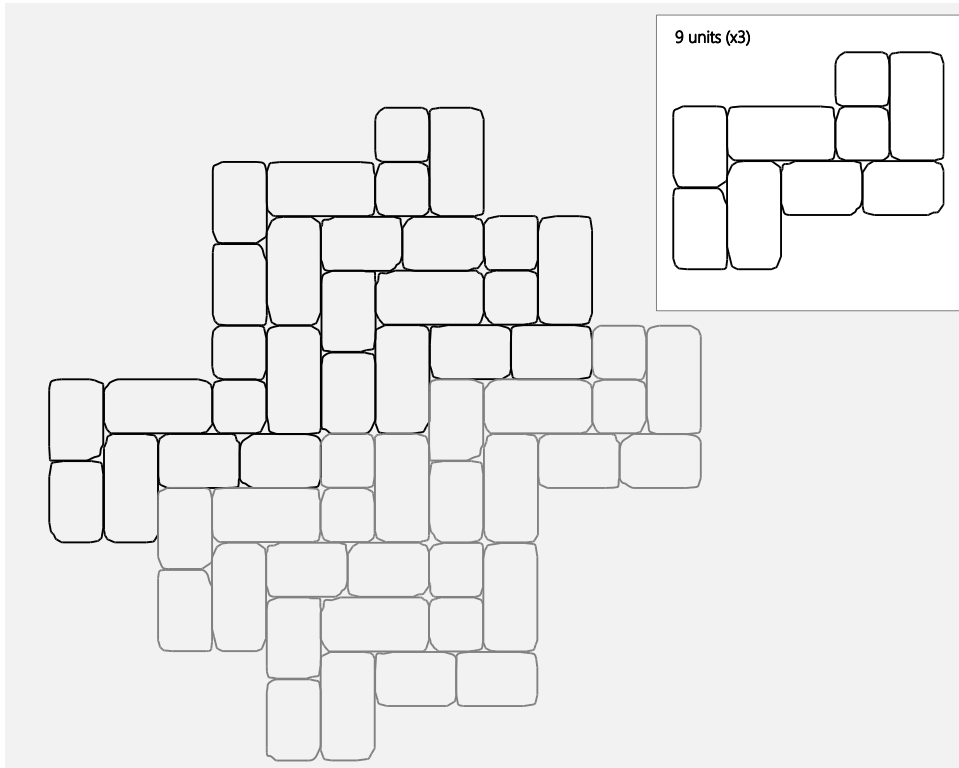


PATTERN 5

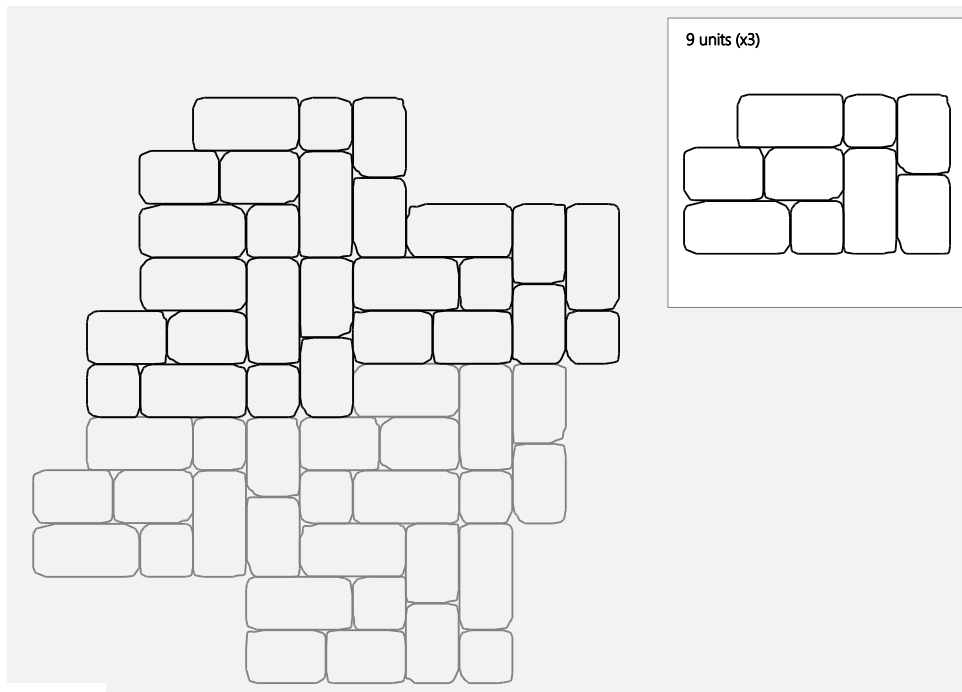


PATTERN 6

CHARLESTONE




PATTERN 7




PATTERN 8


DIMENSIONS / ORIGINS 6 & 12



PATTERN A




PATTERN B




PATTERN C


DIMENSIONS 18 / BASALT / PAPYRUS



PATTERN A




PATTERN B

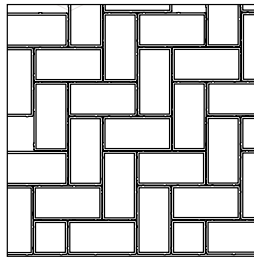


PATTERN C

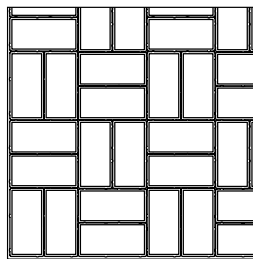
HEXAGON / HALF HEXAGON




HOLLAND STONE



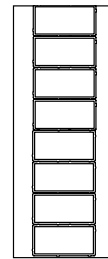
PATTERN 1 - HERRINGBONE
Holland 4x8



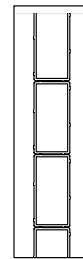
PATTERN 2 - PARQUET
Holland 4x8



PATTERN 3 - RUNNING
BOND
133 - Holland 4x8

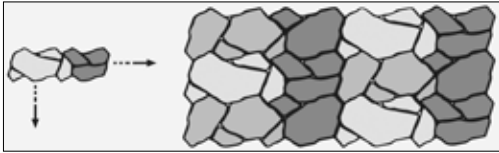


SOLDIER
COURSE

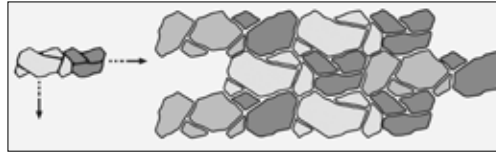


RUNNING
BOND
BORDER

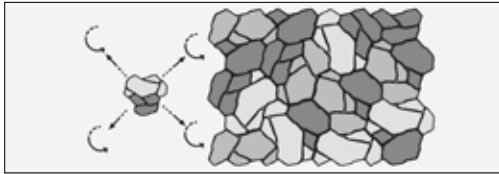
MEGA-LIBRE



STACK BOND




RUNNING BOND



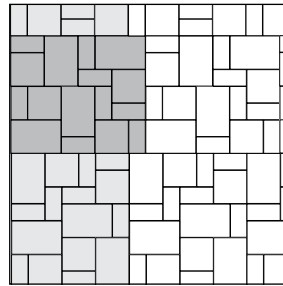
RANDOM BOND

RIVER ROCK




PATTERN 1

64 - 5.7 x 11
32 - 11 x 11
32 - 15 x 17



PATTERN 1


64 - 5.7 x 11
32 - 11 x 11
32 - 15 x 17



PATTERN 1


64 - 5.7 x 11
32 - 11 x 11
32 - 15 x 17

ROMAN EURO




RUNNING BOND

185 - 6 x 6
185 - 6 x 7




HERRINGBONE

343 - 6 x 7



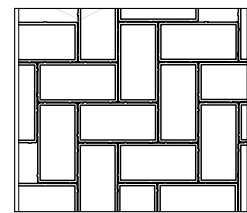
RUNNING BOND 6x9

267 - 6 x 9



HERRINGBONE 6x9

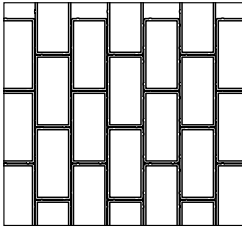
283 - 6 x 9




HERRINGBONE 4x8

450 - 4 x 8

ROMAN EURO




RUNNING BOND 4x8



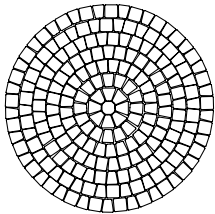
PATTERN 2

105 - 6x9
105 - 6x7
112 - 6x6

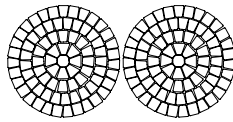


PATTERN 3

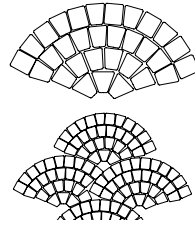
195 - 6x9
115 - 6x6



CIRCLE KIT



2 CIRCLES

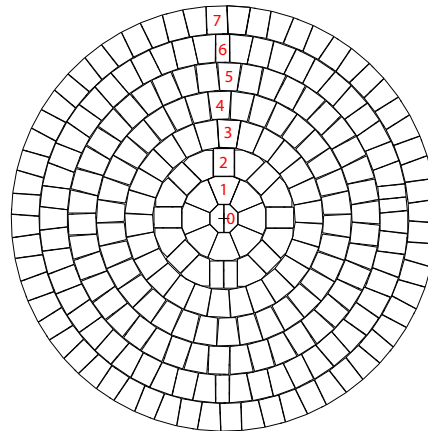


FAN PATTERN

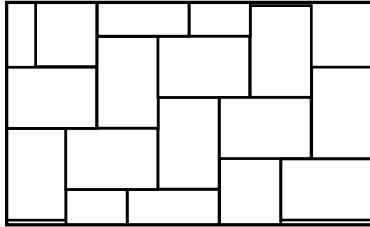
VILLA STONE

Circle Row	Circle Diam. cm	Circle Diam. Inch	Center Stone	Small Circle	Large Circle	Half Stone	Three Quarter
7	242	95			30		30
6	210	82			26	4	23
5	178	70			21		21
4	145	57			34		
3	113	45			26		
2	81	32		8		2	7
1	49	19		8			
0	16	6	2				

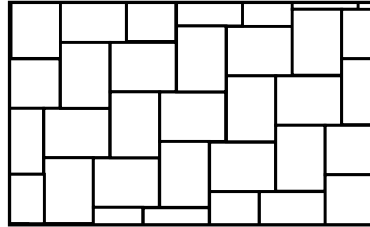
To add more rows to your circle, simply use Type 3 pavers.



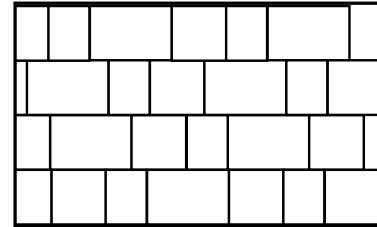
VILLA STONE



Type 1 - 90° Basket Weave



Type 3 - 90° Basket Weave




TYPE 1, 2 & 3 - RUNNER BOND

The Villa Stone Offset Runner Bond and Random Cobble patterns use an equal number of Type 1, Type 2 and Type 3 pieces.

Type 1 - 46%; Type 2 - 31%; Type 3 - 23%


TURFSTONE



PATTERN 1

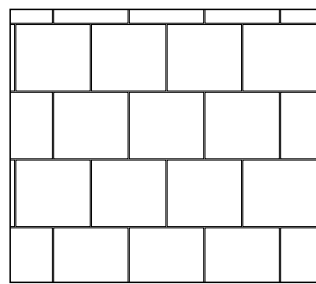
39 - Turfstone

VS5 SERIES



HERRINGBONE

206 - 150 x300



RUNNING BOND


206 - 150x300
103 - 300x300



CALCULATION GUIDE



The following calculation example can be used for all non-modular paving stone products.



Cobble 4.5 x 7



Cobble 4.5 x 4.5



Cobble Circle Kit



TO ALLOW FOR CUTS

CALCULATION GUIDE EXAMPLE

PRODUCT	UNITS/PALLET	SQFT/PALLET	PAVER COVERAGE	PROJECT AREA	SQFT OF AREA	PIECES REQUIRED	PALLETS REQUIRED
COBBLE 4.5 x 7	560	119	4.7 / SqFt	10' x 20'	200	940	1.67
COBBLE 4.5 x 4.5	840	119	7.05 / SqFt	10' x 20'	200	1410	1.68



CALCULATION EXAMPLE

COBBLE CALCULATION – 10' X 20'

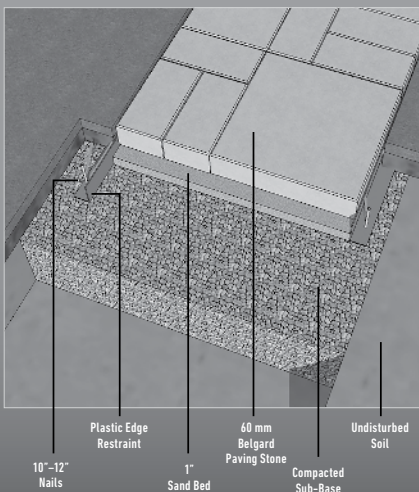
1. Calculate total project area: 10 x 20 = 200 SqFt
2. Calculate pavers (Cobble 4.5 x 7) required: 200 x 4.7 = 940 pavers
3. Calculate pavers (Cobble 4.5 x 4.5) required: 200 x 7.05 = 1410 pavers pavers



CONVERSION

SQUARE FEET TO SQUARE METRE CONVERSION

1. Divide total SqFt area by 10.7639
2. E.G - 200 ÷ 10.7639 = 18.58 SqM



Preparation

Belgard Paving Stones
Sand
Gravel Base (compacted)

Pedestrians
(walkways, patios)

Light Vehicles
(driveways)

2.4"

2.4"

1"

1"

4"-6"

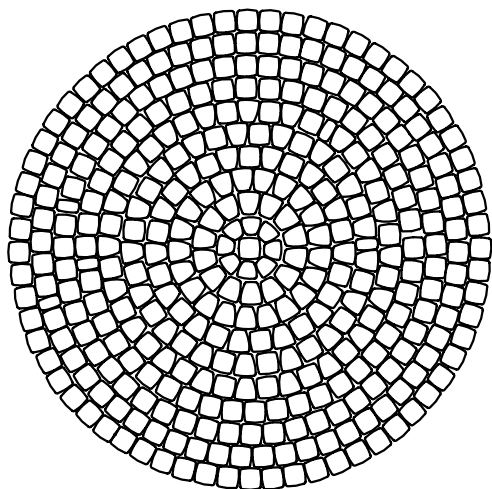
8"-12"

Calculation for base materials:

Length x Width ÷ 80 = cubic yards needed per 4 inch compacted gravel depth.

Length x Width ÷ 120 = cubic yards needed for 1 inch bedding sand.

Cobble Circle Calculation



BUNDLE COVERAGE: 4.4m² or 47ft²

- 148 Cobble 4.5x4.5 pavers
- 192 Large Cobble Circle pavers
- 16 Small Cobble Circle pavers
- Makes approximately one 7' diameter circle or two 5' diameter circles.

CALCULATION GUIDE - 16' Diameter Circle

To determine the amount of product required for a 16' diameter circle:

- Find the total area of the circle by multiplying radius x radius x 3.14. Radius is equal to the distance from the center of the circle to the perimeter of the circle. - $8 \times 8 \times 3.14 = 201\text{ft}^2$
- Deduct the square footage of a Cobble Circle bundle from the total square footage. - $201\text{ft}^2 - 47\text{ft}^2 = 154\text{ft}^2$ of product needed to complete the circle.
- The remaining square footage can be filled in with Cobble 4.5x7 and Cobble 4.5x4.5 pavers or a combination of both.

CALCULATION GUIDE - Borders

To find the distance around a circle for a border:

- Multiply the diameter by 3.14 - $16 \times 3.14 = 50.24$ lineal feet
- Multiply the lineal feet by 12 to convert to inches, then divide by the width or length of the stone being used for the border - $50.24 \times 12 = 602.88" \div 4.52 = 133.3$ pavers



Cobble Circle Calculation

Approximate Diameter	Square Feet	Circles Using Cobble 4.5x4.5
7'	38.4	1 Bundle Cobble Circle
8'	50.24	1 Bundle Cobble Circle 1 Layer Cobble 4.5x4.5
9'	63.58	1 Bundle Cobble Circle 2 Layers Cobble 4.5x4.5
10'	78.5	1 Bundle Cobble Circle 3 Layers Cobble 4.5x4.5
11'	95	1 Bundle Cobble Circle 5 Layers Cobble 4.5x4.5
12'	113	1 Bundle Cobble Circle 6 Layers Cobble 4.5x4.5
13'	132.6	1 Bundle Cobble Circle 8 Layers Cobble 4.5x4.5
14'	153.8	1 Bundle Cobble Circle 1 Bundle Cobble 4.5x4.5
15'	176.6	1 Bundle Cobble Circle 1 Bundle Cobble 4.5x4.5 2 Layers Cobble 4.5x4.5
16'	200.9	1 Bundle Cobble Circle 1 Bundle Cobble 4.5x4.5 4 Layers Cobble 4.5x4.5
17'	226.8	1 Bundle Cobble Circle 1 Bundle Cobble 4.5x4.5 6 Layers Cobble 4.5x4.5
18'	254	1 Bundle Cobble Circle 1 Bundle Cobble 4.5x4.5 8 Layers Cobble 4.5x4.5
19'	283.4	1 Bundle Cobble Circle 2 Bundles Cobble 4.5x4.5
20'	314	1 Bundle Cobble Circle 2 Bundles Cobble 4.5x4.5 3 Layers Cobble 4.5x4.5

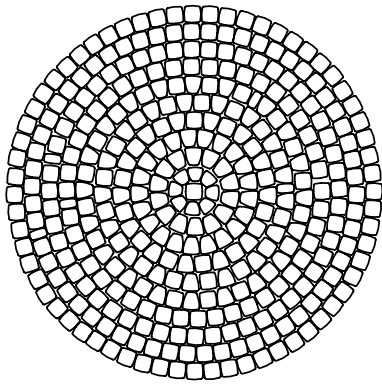


- CALCULATIONS ARE APPROXIMATE SQUARE FEET, INDIVIDUAL DESIGNS WILL VARY.
- Note: One Circle Bundle will build one circle approx. 7' in diameter OR two circles approx. 5' in diameter.
- 1 Layer of Cobble 4.5x4.5 = 84 pieces

Cobble Circle Calculation

BUNDLE COVERAGE: 4.4m² or 47ft²

Makes approximately one 7' diameter circle or two 5' diameter circles.



7' DIAMETER CIRCLE:

Starting at Centre Stone

CENTER: 1 square stone.

ROW # 1: 8 small circle stones.

ROW # 2: 14 large circle stones.

ROW # 3: 21 large circle stones.

ROW # 4: 13 large circle stones and 13 square stones.

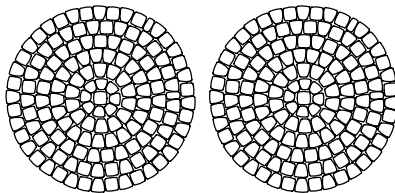
ROW # 5: 16 large circle stones and 17 square stones.

ROW # 6: 20 large circle stones and 20 square stones.

ROW # 7: 23 large circle stones and 23 square stones.

ROW # 8: 27 large circle stones and 26 square stones.

ROW # 9: 30 large circle stones and 30 square stones.



5' DIAMETER CIRCLE:

Starting at Centre Stone

CENTER: 1 square stone.

ROW # 1: 8 small circle stones.

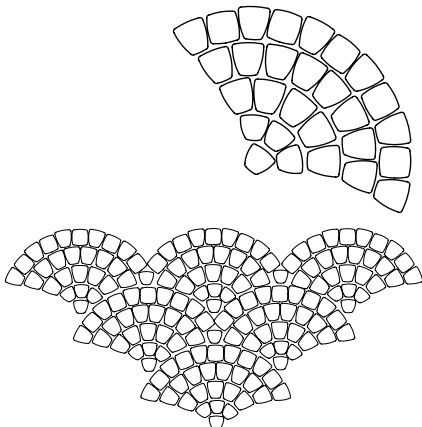
ROW # 2: 14 large circle stones.

ROW # 3: 21 large circle stones.

ROW # 4: 13 large circle stones and 13 square stones.

ROW # 5: 16 large circle stones and 17 square stones.

ROW # 6: 20 large circle stones and 20 square stones.



FAN PATTERN:

1 small circle stone.

25 large circle stones.

20 square stones.

Approximately 54" in width and 30" in length.

NOTE: Due to the manufacturing process there maybe extra stones left over.

Cobble Patio with StackStone Fire Pit

Approximate Diameter	Square Feet	Circles Using Cobble 4.5x4.5
12'	113.04	1 Fire Pit Kit 1 Bundle Cobble 4.5x4.5
13'	132.6	1 Fire Pit Kit 1 Bundle Cobble 4.5x4.5 1 Layer Cobble 4.5x4.5
14'	153.8	1 Fire Pit Kit 1 Bundle Cobble 4.5x4.5 3 Layers Cobble 4.5x4.5
15'	176.6	1 Bundle Cobble Circle 1 Bundle Cobble 4.5x4.5 5 Layers Cobble 4.5x4.5
16'	200.9	1 Bundle Cobble Circle 1 Bundle Cobble 4.5x4.5 6 Layers Cobble 4.5x4.5
17'	226.8	1 Bundle Cobble Circle 1 Bundle Cobble 4.5x4.5 9 Layers Cobble 4.5x4.5
18'	254.3	1 Bundle Cobble Circle 2 Bundles Cobble 4.5x4.5 1 Layer Cobble
19'	283.4	1 Bundle Cobble Circle 2 Bundles Cobble 4.5x4.5 2 Layers Cobble
20'	314	1 Bundle Cobble Circle 2 Bundles Cobble 4.5x4.5 6 Layers Cobble 4.5x4.5

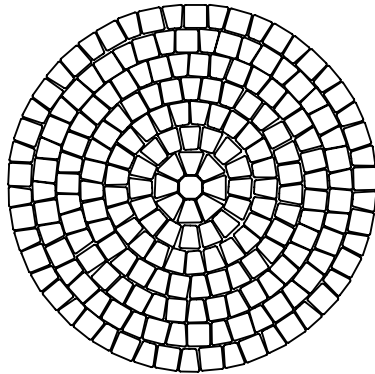


Roman Euro Circle Calculation



BUNDLE COVERAGE: 6.13m² or 66ft²

Makes approximately one 8.5' diameter circle or two 5' diameter circles. Circle package includes 6 layers.



8.5' DIAMETER CIRCLE:

Starting at Centre Stone

CENTER: 1 circle stone.

ROW # 1: 8 small wedge stones.

ROW # 2: 16 large wedge stones.

ROW # 3: 24 large wedge stones.

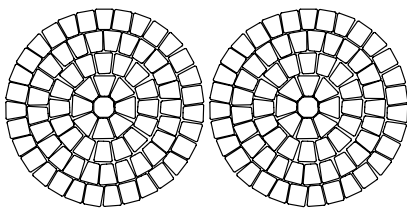
ROW # 4: 15 large wedge stones and 15 rectangle stones.

ROW # 5: 18 large wedge stones and 19 rectangle stones.

ROW # 6: 21 large wedge stones and 21 square stones.

ROW # 7: 24 large wedge stones and 24 square stones.

ROW # 8: 27 large wedge stones and 27 square stones.



5' DIAMETER CIRCLE:

Starting at Centre Stone

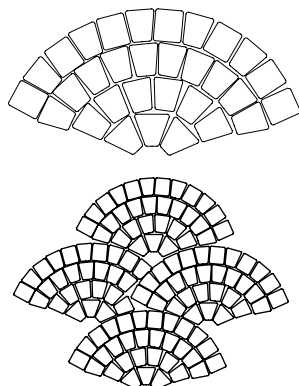
CENTER: 1 circle stone.

ROW # 1: 8 small wedge stones.

ROW # 2: 16 large wedge stones.

ROW # 3: 24 large wedge stones.

ROW # 4: 15 large wedge stones and 15 rectangle stones.



FAN PATTERN:

3 small circle stones.

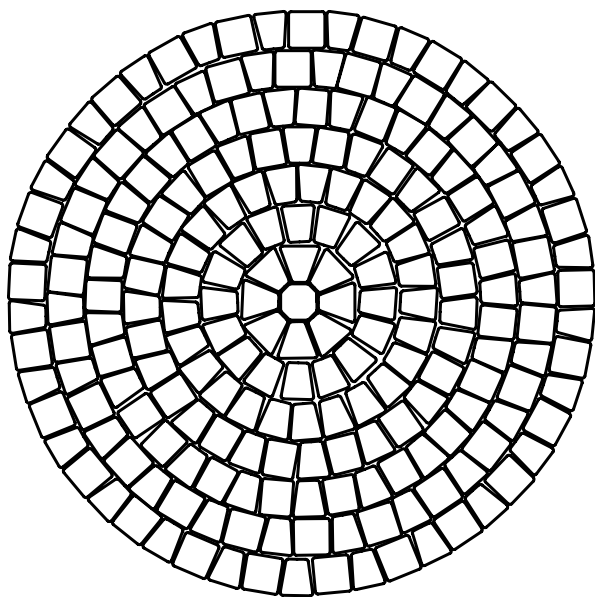
30 large wedge stones.

10 rectangle stones.

10 square stones.

Approximately 54" in width and 30" in length.

Roman Euro Circle Calculation



BUNDLE COVERAGE: 6.13m² or 66ft²

- 6 Circle pavers
- 18 Small Wedge pavers
- 36 Rectangle pavers
- 186 Large Wedge pavers
- 78 Square pavers
- Makes approximately one 8.5' diameter circle or two 5' diameter circles.

CALCULATION GUIDE - 16' Diameter Circle

To determine the amount of product required for a 16' diameter circle:

- Find the total area of the circle by multiplying **radius x radius x 3.14**. Radius is equal to the distance from the center of the circle to the perimeter of the circle. - $8 \times 8 \times 3.14 = 201\text{ft}^2$
- Deduct the square footage of a Roman Euro Circle bundle from the total square footage. - $201\text{ft}^2 - 66\text{ft}^2 = 135\text{ft}^2$ of product needed to complete the circle.
- The remaining square footage can be filled in with Roman Euro 6x6, Roman Euro 6x7 and Roman Euro 9x9 pavers or a combination of the 3 sizes.

CALCULATION GUIDE - Borders

To find the distance around a circle for a border:

- Multiply the diameter by 3.14 - $16 \times 3.14 = 50.24$ lineal feet
- Multiply the lineal feet by 12 to convert to inches, then divide by the width or length of the stone being used for the border -
 $50.24 \times 12 = 602.88" \div 6 = 100.48$ pavers

Roman Euro Circle Calculation

Approximate Diameter	Square Feet	Stones
8.5'	56.7	1 Bundle Roman Euro Circle Kit
10'	78.5	1 Bundle Roman Euro Circle Kit 2 Layers Roman Euro 6x6
11'	95	1 Bundle Roman Euro Circle Kit 3 Layers Roman Euro 6x6
12'	113	1 Bundle Roman Euro Circle Kit 5 Layers Roman Euro 6x6
13'	132.6	1 Bundle Roman Euro Circle Kit 7 Layers Roman Euro 6x6
14'	153.8	1 Bundle Roman Euro Circle Kit 9 Layers Roman Euro 6x6
15'	176.6	1 Bundle Roman Euro Circle Kit 1 Bundle Roman Euro 6x6 1 Layer Roman Roman Euro 6x6
16'	200.9	1 Bundle Roman Euro Circle Kit 1 Bundle Roman Euro 6x6 3 Layers Roman Euro 6x6
17'	226.8	1 Bundle Roman Euro Circle Kit 1 Bundle Roman Euro 6x6 5 Layers Roman Euro 6x6
18'	254	1 Bundle Roman Euro Circle Kit 1 Bundle Roman Euro 6x6 7 Layers Roman Euro 6x6
19'	283.4	1 Bundle Roman Euro Circle Kit 2 Bundles Roman Euro 6x6
20'	314	1 Bundle Roman Euro Circle Kit 2 Bundles Roman Euro 6x6 3 Layers Roman Euro 6x6



Makes approximately one 8.5' diameter circle or two 5' diameter circles.
Circle package includes 6 layers. Due to the manufacturing process there may be extra stones left over.

Roman Euro Circle Calculation

Approximate Diameter	Square Feet	Circles Using Roman Euro 6x6
12'	113.04	1 Fire Pit Kit 1 Bundle Roman Euro 6x6
13'	132.6	1 Fire Pit Kit 1 Bundle Roman Euro 6x6 1 Layer Roman Euro 6x6
14'	153.8	1 Fire Pit Kit 1 Bundle Roman Euro 6x6 3 Layers Roman Euro 6x6
15'	176.6	1 Fire Pit Kit 1 Bundle Roman Euro 6x6 5 Layers Roman Euro 6x6
16'	200.9	1 Fire Pit Kit 1 Bundle Roman Euro 6x6 7 Layers Roman Euro 6x6
17'	226.8	1 Fire Pit Kit 2 Bundles Roman Euro 6x6
18'	254.3	1 Fire Pit Kit 2 Bundles Roman Euro 6x6 2 Layers Roman Euro 6x6
19'	283.4	1 Fire Pit Kit 2 Bundles Roman Euro 6x6 5 Layers Roman Euro 6x6
20'	314	1 Fire Pit Kit 2 Bundles Roman Euro 6x6 7 Layers Roman Euro 6x6



NOTE: When using the Roman Euro 6x6 around the fire pit, the first 3 rows of Roman Euro will have slightly large joints than normal. The joints will narrow with successive rows.



Be sure to follow installation instructions for each retaining and garden wall product.




StackStone
Standard



StackStone
Tight Radius



StackStone
Corner



StackStone
Cap



TO ALLOW
FOR CUTS

CALCULATION GUIDE EXAMPLE

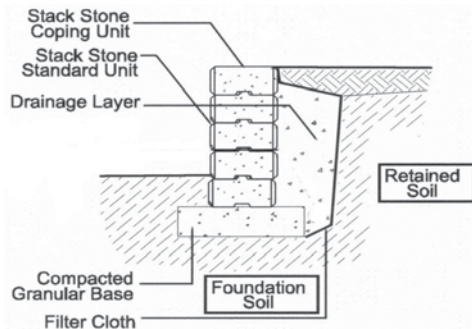
PRODUCT	UNITS/ PALLET	SQFT/ PALLET	WALL COVERAGE	PROJECT AREA	SQFT OF AREA	PIECES REQUIRED	PALLETS REQUIRED
STANDARD UNIT	150	30	5 / SqFt	1' x 22'	22	76	.5
COPING UNIT	150		1.7 / LF	1' x 22'	22	38	.25




CALCULATION
EXAMPLE

STACKSTONE CALCULATION - 10' X 20'

1. Calculate total project area: $1 \times 22 = 22$ SqFt
2. Convert the length and height to inches ($22 \times 12 = 264$ square inches)
3. Divide 264 by the average width of a Standard Unit ($264 \div 7 = 37.7$ pieces per row)
4. Based on the height of the block (4"), two rows of Standard units and one row of coping units are required - 76 Standard / 38 Coping
5. Starter units may be needed to stagger the joints. Approximately 2pcs for every second row.



 The following calculation example can be used for all paving slab products.



CORTEZ 24x24 Slab



TO ALLOW FOR CUTS

CALCULATION GUIDE EXAMPLE						
PRODUCT	UNITS/PALLET	SQFT/PALLET	SLAB COVERAGE	PROJECT AREA	SQFT OF AREA	PIECES REQUIRED
24x24 CORTEZ SLAB	22	88	4 SqFt / Slab	8' x 6'	48	12



CALCULATION EXAMPLE

SLAB CALCULATION - 8 X 6'
1. Calculate total project area: $8 \times 6 = 48$ SqFt
2. Convert 48 SqFt to pieces - divide total SqFt by Slab Coverage ($48 \div 4 = 12$ slabs)



Saranak Slab
16x24




TO ALLOW FOR CUTS

CALCULATION GUIDE EXAMPLE						
PRODUCT	UNITS/PALLET	SQFT/PALLET	SLAB COVERAGE	PROJECT AREA	SQFT OF AREA	PIECES REQUIRED
SARANAK SLAB 16x24	40	106.4	2.66 SqFt / Slab	8' x 6'	48	18



CALCULATION EXAMPLE

SLAB CALCULATION - 8 X 6'
1. Calculate total project area: $8 \times 6 = 48$ SqFt
2. Convert 48 SqFt to pieces - divide total SqFt by Slab Coverage ($48 \div 2.66 = 18$ slabs)



BELGARD
PAVES THE WAY



OldcastleAPG
A CRH COMPANY


CANADA WEST

Toll Free - 800.279.3728

Fax - 866.664.3207



sales.saskatoon@oldcastle.com



We are proud members of the following associations:



NATIONAL
CONCRETE MASONRY
ASSOCIATION