



## 2024 RESOURCE GUIDE / MANITOBA

**BELGARD**<sup>®</sup> | PAVES  
THE WAY

PROUDLY CANADIAN MADE  BELGARD.CA

# BELGARD PRODUCT INDEX

## Belgard Elements

Belgard Elements - Bordeaux™	6
Belgard Elements - Melville™	6

## Artforms Panel System

Artforms	8
----------	---

## Porcelain Tile

Mirage®	10
Accessories	14

## Belgard Paving Stones

Basalt™18	16
Belgian Cobble® - NEW	16
Brooklyn™ - NEW	16
Charlestone™ - NEW	17
Cobble	17
Dimensions™6 60mm	18
Dimensions™12 60mm	18
Dimensions™18 60mm	19
Dimensions™ 3x9 60mm	19
Dimensions™ 3x3 - NEW 60mm	19
Dimensions™ 6x6 - NEW 60mm	20
Dimensions™ 6x12 60mm	20
Dimensions™ 12x24 60mm	20
Dimensions™ 24x24 - NEW 60mm	21
Dimensions™12 - NEW 80mm	21
Dimensions™ 6x12 NEW 80mm	21
Empire	22
Flagstone	22
Hexagon12 Half - NEW	23
Hexagon12	23
Holland Stone	23
Mega-Libre™	24
Origins™6 60mm- NEW	24
Origins™12 60mm	25
Origins™18 60mm - NEW	25
Origins™ 3x3 60mm - NEW	25
Origins™ 6x12 60mm - NEW	26
Origins™12 - NEW 80mm	26

## Belgard Paving Stones

Papyrus™18 - NEW	26
River Rock®	27
Roman Euro	27
Turfstone	28
Villa Stone	29
VS5 - 88	30
VS5 - 105	32

## Belgard Permeable Paving Stones

AquaLine® Standard	35
--------------------	----

## Belgard Slabs

### Architectural Slabs

Dimensions	37
Cortez	37
New York Stone	38
Texada Hydrapressed	39

### Paving Slabs

Diamond	41
Exposed	39
Kingston Patio Slab	42
Quadral	42
Saranak	43

## Belgard Freestanding Walls

Melville Wall	45
Tandem® Ashlar Wall	45
Tandem® Ashlar Column Kit	46
Tandem® Long Melville Wall	46
Tandem® Modular Block	47
U Start Base Block	47
StackStone®	48
Weston Stone	49
Marina Coping 6x12	49

## Belgard Retaining Walls

AB® Collection	51
AB® Metropolitan™	52
Pisa2®	53
SienaStone2®	55

## Belgard Steps & Pillars

Landings™ Step Unit	58
SienaStone®	58

## Paver / Slab / Wall Accessories

Edge Restraint	60
Techniseal® NOCO Sand	60
Techniseal® STORM Compound	60
Techniseal® RG+	61
Techniseal® Smart Sand	61
Techniseal® HP NextGel	61
Techniseal® NextBase - NEW	61
Rise-It Pedestal	62
BlackJack® One Step	62
BlackJack® Pedestal	62
Techniseal® Structure Bond	63
Geogrid	63
Sleeve-It® SD-1 Fence Post System	63
Wall Drain Pro	63

## Yardscapes

<b>Yardscapes</b>	
Dek Block Plus - NEW	65
Deck Block	65
Deck Block Adjuster	65
Planter Block	65
Deck Pad	66
Foundation Pad	66

## Yardscapes

<b>Fire Pit Kits / BBQ Block</b>	
Beltis Fire Pit	67
Melville Fire Pit Kit - NEW	67
StackStone® Fire Pit	67
Weston Stone Fire Pit Kit - NEW	68
BBQ Block	69
Spark Arrestors	69

## Edgers

Stratus	70
Icon	70

## Solar Slab & Block

Solar Slab	72
Solar Block	72

## Masonry

Masonry Block	74
---------------	----















## Additional Resources

Pallet Return Guide	75
Colour Guide	76
Application Guide	81
Installation Patterns	85
Calculation Guides	96

# 2024 NEW PRODUCTS






- Belgian Cobble<sup>®</sup>
- Brooklyn<sup>™</sup>
- Charlestone<sup>™</sup>
- Dimensions<sup>™</sup> 3x3
- Dimensions<sup>™</sup> 6x6
- Dimensions<sup>™</sup> 24x24
- Dimensions<sup>™</sup> 12 80mm
- Dimensions<sup>™</sup> 6x12 80mm
- Hexagon12 Half
- Origins<sup>™</sup> 6
- Origins<sup>™</sup> 18
- Origins<sup>™</sup> 3x3
- Origins<sup>™</sup> 6x12
- Papyrus<sup>™</sup> 18
- NextBase
- Dek Block Plus
- Melville Fire Pit Kit
- Weston Stone Fire Pit Kit









# 2024 DISCONTINUED PRODUCTS

Product Exit	Alternative
 AquaPave	 AquaLine
 Holland 4x8 (80mm)	 VS5-88 (150x300)
 Moduline Series	 VS5-108
 River Rock Grana (3 Piece)	 Dimensions12 (80mm)
 Belgravia Smooth Slab 600x600 / 300 x 600	 Dimensions 24x24 / 12 x 24
 Belgravia Slate Slab 600x600	 New York Stone 24x24
 New York Stone 12x24	 New York Stone 24x24

## Discontinued Colours

- Dimensions (Grey / Charcoal)
- FlagStone (Copper Canyon) - Alternative (Iron Bay)
- VillaStone (Charcoal) - Alternative (Other Offered Colours in Collection)
- New York Stone 24x24 (Copper Canyon / Sandalwood) - Alternative (Other Offered Colours in Collection)
- Melville Tandem Veneer (Victorian, Grey) - (Other Offered Colours in Collection)
- Melville Tandem Coping (Victorian) - Alternative (Other Offered Colours in Collection)
- StackStone (Victorian) - Alternative (Other Offered Colours in Collection)
- AB Metropolitan (Rocky Mountain Blend) - Alternative (Other Offered Colours in Collection)

Product Exit	Alternative
 Kingston Patio 8x16	 Kingston Patio 16x16
 Portage	 FlagStone
 12" Round Exposed	

Product Exit	Alternative
 Beltis Wall	 Weston Stone
 Zen Wall	 Melville Wall
 AB Classic Lite	 AB Classic
 AB Jumbo	 AB Classic



**ELEMENTS**

## BORDEAUX™ | Elements

Product	Colour	Type	SKU	Availability	Pallet Weight
Bordeaux Fireplace <b>BASE &amp; TOP</b>	Pewter w/ Midnight Black Trim	Wood Burning	13070012	Special Order	1905 kg 4200 lb
Bordeaux Wood Boxes <b>SOLD AS PAIR</b>	Pewter w/ Midnight Black Trim	N/A	13140021	Special Order	1392 kg 3070 lb

### IMPORTANT NOTE

- Pricing does not include freight from manufacturing facility. Please contact your local APG Canada West site for freight rates and lead times.



Bordeaux Fireplace  
w/ Midnight Black Trim



Bordeaux Wood Boxes

## MELVILLE™ | Elements

Product	Colour	Type	SKU	Availability	Pallet Weight
Melville Fireplace <b>BASE &amp; TOP</b>	Scandina Grey / Midnight	Wood Burning	13070020	Special Order	4205 lb 1907 kg
Melville Wood Boxes <b>SOLD AS PAIR</b>	Scandina Grey / Midnight	N/A	13140010	Special Order	2875 lb 1304 kg
Melville Lineaer Fireplace	Scandina Grey / Midnight	N/A	13000026	Special Order	1330 lb 603 kg
Melville Lineaer Fire Table	Scandina Grey / Midnight	Propane	13000027	Special Order	4000 lb 1814 kg
Melville Grill Island LP	Scandina Grey / Midnight	Propane	127500004	Special Order	3300 lb 1496 kg
Melville Grill Island NG	Scandina Grey / Midnight	Natural Gas	127500005	Special Order	3300 lb 1496 kg

### IMPORTANT NOTE

- Pricing does not include freight from manufacturing facility. Please contact your local APG Canada West site for freight rates and lead times.



GRILL ISLAND  
2'8" D X 5'11" W X 3'5" H  
Grill and doors included



FIREPLACE  
2'7" D X 4'3" W X 7'8" H  
Wood boxes sold separately



WOOD BOXES  
2'1" D X 3'3" W X 3'1" H EACH  
Sold as a pair



LINEAR FIRE TABLE\*  
2'6" D X 5'8" W X 2'5" H



LINEAR FIREPLACE  
2'6" D X 7'1" W X 5'4" H



**ARTFORMS™ PANEL SYSTEM**

## ARTFORMS™ | Panel System



OUTDOOR FURNITURE



FIRE PIT



PRIVACY WALL



OUTDOOR KITCHEN



PANEL 18 x 36

Technical Data	
<b>Dimensions (WxLxH)</b>	457 x 914 x 76 mm 18 x 36 x 3 inch
<b>Unit of Measure</b>	Each
<b>Units / Pallet</b>	18
<b>Pallet Coverage</b>	81 SqFt / 7.5 SqM 54 LF / 16.5 LM
<b>Layers / Pallet</b>	9
<b>Unit Coverage</b>	4.5 SqFt
<b>Pallet Weight</b>	1315 kg / 2900 lbs

Colour	SKU	Availability
Charcoal	16254607	Stock
Grey	16254604	Stock
Scandina Grey	16250994	Stock



CAPPING MODULE  
6 x 36


Technical Data	
<b>Dimensions (WxLxH)</b>	152 x 914 x 76 mm 6 x 36 x 3 inch
<b>Unit of Measure</b>	Each
<b>Units / Pallet</b>	21
<b>Pallet Coverage</b>	63 LF / 19.2 LM
<b>Layers / Pallet</b>	3
<b>Pallet Weight</b>	499 kg / 1100 lbs

Colour	SKU	Availability
Charcoal	16254606	Stock
Grey	16254605	Stock



SLIDE FLANGE WITH NUT

Technical Data	NEW QUANTITY		SKU	Availability	
Units / Box	50	Unit of Measure	Box	70971536	Stock



JOINING PLATE

Technical Data	NEW QUANTITY		SKU	Availability	
Units / Box	10	Unit of Measure	Box	70971532	Stock



OUTER CORNER PLATE

Technical Data	NEW QUANTITY		SKU	Availability	
Units / Box	10	Unit of Measure	Box	70971535	Stock



INNER CORNER PLATE

Technical Data	NEW QUANTITY		SKU	Availability	
Units / Box	10	Unit of Measure	Box	70971533	Stock



STRETCHER BAR

Technical Data	NEW QUANTITY		SKU	Availability	
Units / Bundle	10	Unit of Measure	Bundle	70971534	Stock





**MIRAGE® PORCELAIN**

## ARDESIE | Mirage® Porcelain



WALKWAY



PATIO



POOL AREA




PEDESTAL USE



24 x 24

Technical Data	
<b>Dimensions (WxLxH)</b>	600 x 600 x 20 mm 23.54 x 23.54 x 3/4inch
<b>Unit of Measure</b>	SqFt
<b>Units/Pallet</b>	60 (30 Boxes - 2 pcs/box)
<b>Pallet Coverage</b>	232.5 SqFt / 21.6 SqM
<b>Units/Box</b>	2
<b>Box Coverage</b>	7.75 SqFt / .75 SqM
<b>Box Weight</b>	33 kg / 72 lbs
<b>Pallet Weight</b>	980 kg / 2160 lbs

Colour	SKU	Availability
African Stone	43750244	Stock



13 x 24  
UNICO (BULLNOSE)

Technical Data	
<b>Dimensions (WxLxH)</b>	330 x 600 x 20 mm 12.99 x 23.54 x 3/4inch
<b>Unit of Measure</b>	Each
<b>Units/Pallet</b>	120 (40 Boxes - 3 pcs/box)
<b>Pallet Coverage</b>	254.82 SqFt / 23.67 SqM
<b>Units/Box</b>	3
<b>Box Coverage</b>	6.37 SqFt / .59 SqM
<b>Box Weight</b>	24 kg / 52 lbs
<b>Pallet Weight</b>	943 kg / 2080 lbs

Colour	SKU	Availability
African Stone	43755085	Stock

## GLOCAL | Mirage® Porcelain



WALKWAY



PATIO



POOL AREA



PEDESTAL USE



24 x 24

Technical Data	
<b>Dimensions (WxLxH)</b>	600 x 600 x 20 mm 23.54 x 23.54 x 3/4inch
<b>Unit of Measure</b>	SqFt
<b>Units/Pallet</b>	60 (30 Boxes - 2 pcs/box)
<b>Pallet Coverage</b>	232.5 SqFt / 21.6 SqM
<b>Units/Box</b>	2
<b>Box Coverage</b>	7.75 SqFt / .75 SqM
<b>Box Weight</b>	33 kg / 72 lbs
<b>Pallet Weight</b>	980 kg / 2160 lbs

Colour	SKU	Availability
Absolute	43750592	Stock
Classic	43750594	Stock
Ideal	43750595	Stock
Type	43750596	Stock

## GLOCAL | Mirage® Porcelain



WALKWAY



PATIO



POOL AREA



PEDESTAL USE



24 x 48

Technical Data	
<b>Dimensions (WxLxH)</b>	600 x 1200 x 20 mm 23.54 x 47.17 x 3/4 inch
<b>Unit of Measure</b>	SqFt
<b>Units/Pallet</b>	35
<b>Pallet Coverage</b>	271.25 SqFt / 25.2 SqM
<b>Units/Box</b>	1
<b>Box Coverage</b>	7.75 SqFt / .75 SqM
<b>Box Weight</b>	34 kg / 74 lbs
<b>Pallet Weight</b>	1189 kg / 2621 lbs


Colour	SKU	Availability
Absolute	43750597	Stock
Classic	43750599	Stock
Ideal	43750600	Stock
Type	43750601	Stock



32 x 32

Technical Data	
<b>Dimensions (WxLxH)</b>	810 x 810 x 20 mm 31.42 x 31.42 x 3/4 inch
<b>Unit of Measure</b>	SqFt
<b>Units/Pallet</b>	42
<b>Pallet Coverage</b>	289.3 SqFt / 26.9 SqM
<b>Units/Box</b>	1
<b>Box Coverage</b>	6.88 SqFt / .64 SqM
<b>Box Weight</b>	30 kg / 66 lbs
<b>Pallet Weight</b>	1247 kg / 2751 lbs

Colour	SKU	Availability
Absolute	43751020	Stock
Classic	43751019	Stock
Ideal	43751017	Stock
Type	43751018	Stock



13 x 24  
UNICO (BULLNOSE)

Technical Data	
<b>Dimensions (WxLxH)</b>	330 x 600 x 20 mm 12.99 x 23.54 x 3/4 inch
<b>Unit of Measure</b>	Each
<b>Units/Pallet</b>	120 (40 Boxes - 3 pcs/box)
<b>Pallet Coverage</b>	254.82 SqFt / 23.67 SqM
<b>Units/Box</b>	3
<b>Box Coverage</b>	6.37 SqFt / .59 SqM
<b>Box Weight</b>	24 kg / 52 lbs
<b>Pallet Weight</b>	943 kg / 2080 lbs

Colour	SKU	Availability
Absolute	43750634	Stock
Classic	43750633	Stock
Ideal	43750631	Stock
Type	43750632	Stock

## NA.ME | Mirage® Porcelain



24 x 24


Technical Data		Colour	SKU	Availability
<b>Dimensions (WxLxH)</b>	600 x 600 x 20 mm	Gris Belge	43750302	Stock
	23.54 x 23.54 x 3/4 inch	Lumnezia	43750278	Stock
<b>Unit of Measure</b>	SqFt			
<b>Units/Pallet</b>	60 (30 Boxes - 2 pcs/box)			
<b>Pallet Coverage</b>	232.5 SqFt / 21.6 SqM			
<b>Units/Box</b>	2			
<b>Box Coverage</b>	7.75 SqFt / .75 SqM			
<b>Box Weight</b>	33 kg / 72 lbs			
<b>Pallet Weight</b>	980 kg / 2160 lbs			

## NOON | Mirage® Porcelain



12 x 48


Technical Data		Colour	SKU	Availability
<b>Dimensions (WxLxH)</b>	300 x 1200 x 20 mm	Daylight	43755243	Stock
	11.73 x 47.17 x 3/4 inch	Ember	43755244	Stock
<b>Unit of Measure</b>	SqFt	Honey	43755242	Stock
<b>Units/Pallet</b>	72			
<b>Pallet Coverage</b>	279 SqFt / 26 SqM			
<b>Units/Box</b>	2			
<b>Box Coverage</b>	7.75 SqFt / .72 SqM			
	283.2 LF / 86.3 LM			
<b>Box Weight</b>	34 kg / 74lbs			
<b>Pallet Weight</b>	1208 kg / 2664 lbs			



13 x 24  
UNICO (BULLNOSE)

Technical Data		Colour	SKU	Availability
<b>Dimensions (WxLxH)</b>	330 x 600 x 20 mm	Daylight	43750321	Stock
	12.99 x 23.54 x 3/4 inch	Ember	43750319	Stock
<b>Unit of Measure</b>	Each	Honey	43750320	Stock
<b>Units/Pallet</b>	120 (40 Boxes - 3 pcs/box)			
<b>Pallet Coverage</b>	254.82 SqFt / 23.67 SqM			
<b>Units/Box</b>	3			
<b>Box Coverage</b>	6.37 SqFt / .59 SqM			
<b>Box Weight</b>	24 kg / 52 lbs			
<b>Pallet Weight</b>	943 kg / 2080 lbs			

SILVERLAKE | Mirage® Porcelain



24 x 24

Technical Data	
<b>Dimensions (WxLxH)</b>	600 x 600 x 20 mm 23.54 x 23.54 x 3/4inch
<b>Unit of Measure</b>	SqFt
<b>Units/Pallet</b>	60 (30 Boxes - 2 pcs/box)
<b>Pallet Coverage</b>	232.5 SqFt / 21.6 SqM
<b>Units/Box</b>	2
<b>Box Coverage</b>	7.75 SqFt / .75 SqM
<b>Box Weight</b>	33 kg / 72 lbs
<b>Pallet Weight</b>	980 kg / 2160 lbs

Colour	SKU	Availability
Moritz	43750975	Stock
Moro	43750973	Stock
Nemi	43750974	Stock
Orsi	43750972	Stock



24 x 48

Technical Data	
<b>Dimensions (WxLxH)</b>	600 x 1200 x 20 mm 23.54 x 47.17 x 3/4inch
<b>Unit of Measure</b>	SqFt
<b>Units/Pallet</b>	35
<b>Pallet Coverage</b>	271.25 SqFt / 25.2 SqM
<b>Units/Box</b>	1
<b>Box Coverage</b>	7.75 SqFt / .75 SqM
<b>Box Weight</b>	34 kg / 74 lbs
<b>Pallet Weight</b>	1189 kg / 2621 lbs

Colour	SKU	Availability
Moritz	43750980	Stock
Moro	43750979	Stock
Nemi	43750978	Stock
Orsi	43750510	Stock

VERONA | Mirage® Porcelain



24 x 24

Technical Data	
<b>Dimensions (WxLxH)</b>	600 x 600 x 20 mm 23.54 x 23.54 x 3/4inch
<b>Unit of Measure</b>	SqFt
<b>Units/Pallet</b>	60 (30 Boxes - 2 pcs/box)
<b>Pallet Coverage</b>	232.5 SqFt / 21.6 SqM
<b>Units/Box</b>	2
<b>Box Coverage</b>	7.75 SqFt / .75 SqM
<b>Box Weight</b>	33 kg / 72 lbs
<b>Pallet Weight</b>	980 kg / 2160 lbs

Colour	SKU	Availability
Bluestone	43750114	Stock
Yukon	43755122	Stock

## VERONA | Mirage® Porcelain



13 x 24  
UNICO (BULLNOSE)

Technical Data		Colour	SKU	Availability
<b>Dimensions (WxLxH)</b>	330 x 600 x 20 mm	Bluestone	43750511	Stock
	12.99 x 23.54 x 3/4 inch	Yukon	43750653	Stock
<b>Unit of Measure</b>	Each			
<b>Units/Pallet</b>	120 (40 Boxes - 3 pcs/box)			
<b>Pallet Coverage</b>	254.82 SqFt / 23.67 SqM			
<b>Units/Box</b>	3			
<b>Box Coverage</b>	6.37 SqFt / .59 SqM			
<b>Box Weight</b>	24 kg / 52 lbs			
<b>Pallet Weight</b>	943 kg / 2080 lbs			

## ACCESSORIES



Product	SKU	Availability	Height Range	Packaging	UOM
1/8" Dynamax Rise-It Paver Riser - 3mm Spacer	70660275	Stock	1/8"	100	Box



Paver Riser 1/8"

Product	SKU	Availability	Packaging	UOM	Box Info
BlackJack® BJ 4 mm	70972569	Stock	200	Box	30 lbs



BlackJack®  
BJ 4mm



**PAVING STONES**

## BASALT™ 18 | Paving Stones



WALKWAY




PATIO



POOL AREA



DURAFUSION



BASALT™ 18

Technical Data		Colour	SKU	Availability
<b>Dimensions (WxLxH)</b>	230 x 457 x 60 mm	Iron Bay	10250459	Stock
	457 x 457 x 60 mm	Midnight	10250429	Stock
	457 x 685 x 60 mm	Mountain Ash	127001038	Stock
	9 x 18 x 2 <sup>3</sup> / <sub>8</sub> inch (20 pcs)	Scandina Grey	10250458	Stock
	18 x 18 x 2 <sup>3</sup> / <sub>8</sub> inch (10 pcs)	Sepia	127001036	Stock
18 x 27 x 2 <sup>3</sup> / <sub>8</sub> inch (20 pcs)				
<b>Unit of Measure</b>	SqFt	<b>IMPORTANT NOTE</b>		
<b>Units / Pallet</b>	50*	• BASALT™ 18 is not recommended for driveway applications.		
<b>Pallet Coverage</b>	112.5 SqFt / 10.5 SqM			
<b>Layers / Pallet</b>	10			
<b>Pallet Weight</b>	1450 kg / 3202 lbs			

## BELGIAN COBBLE® | Paving Stones



WALKWAY



PATIO



POOL AREA



DRIVE WAY



DURAFUSION



BELGIAN COBBLE®

Technical Data		Colour	SKU	Availability
<b>Dimensions (WxLxH)</b>	7 piece multi size	Midnight	127000540	Stock
	60mm / 2 <sup>3</sup> / <sub>8</sub> inch	Scandina Grey	127000570	Stock
<b>Unit of Measure</b>	SqFt			
<b>Units / Pallet</b>	320			
<b>Pallet Coverage</b>	68 SqFt / 6.3 SqM			
<b>Layers / Pallet</b>	10			
<b>Pallet Weight</b>	744 kg / 1640 lbs			

## BROOKLYN™ | Paving Stones



WALKWAY



PATIO




POOL AREA



DRIVE WAY



DURAFUSION



BROOKLYN™

Technical Data		Colour	SKU	Availability
<b>Dimensions (WxLxH)</b>	76 x 230 x 60 mm	Midnight	10151722	Stock
	3 x 9 x 2 <sup>3</sup> / <sub>8</sub> inch	Rosewood	10150880	Stock
<b>Unit of Measure</b>	SqFt			
<b>Units / Pallet</b>	550			
<b>Pallet Coverage</b>	99.53 SqFt / 9.25 SqM			
<b>Layers / Pallet</b>	10			
<b>Unit Coverage</b>	5.33/SqFt			
<b>Pallet Weight</b>	1262 kg / 2783 lbs			



## CHARLESTONE™ | Paving Stones



WALKWAY



PATIO



POOL AREA



DRIVE WAY



DURAFUSION

NEW PRODUCT



CHARLESTONE™

Technical Data		Colour	SKU	Availability
<b>Dimensions (WxLxH)</b>	152 x 152 x 60 mm	Iron Bay	127000669	Stock
	152 x 230 x 60 mm	Midnight	127000668	Stock
	152 x 305 x 60 mm	Teak	127000671	Stock
	6 x 6 x 2 <sup>3</sup> / <sub>8</sub> inch (60 pcs)	Tofino Grey	127000670	Stock
	6 x 9 x 2 <sup>3</sup> / <sub>8</sub> inch (120 pcs)			
	6 x 12 x 2 <sup>3</sup> / <sub>8</sub> inch (90 pcs)			
<b>Unit of Measure</b>	SqFt			
<b>Units / Pallet</b>	270			
<b>Pallet Coverage</b>	103.9 SqFt / 9.65 SqM			
<b>Layers / Pallet</b>	10			
<b>Pallet Weight</b>	1360 kg / 3000 lbs			

## COBBLE | Paving Stones



WALKWAY



PATIO




POOL AREA



DRIVE WAY



DURAFUSION



COBBLE 4.5 x 7

Technical Data		Colour	SKU	Availability
<b>Dimensions (WxLxH)</b>	115 x 172 x 60 mm	Charcoal	10151759	Stock
	4 <sup>1</sup> / <sub>2</sub> x 6 <sup>5</sup> / <sub>8</sub> x 2 <sup>3</sup> / <sub>8</sub> inch	Rustic	10151758	Stock
<b>Unit of Measure</b>	SqFt	Tofino Grey*	10150829	Stock
<b>Units / Pallet</b>	560			
<b>Pallet Coverage</b>	119 SqFt / 11.1 SqM			
<b>Layers / Pallet</b>	10			
<b>Unit Coverage</b>	4.7/SqFt			
<b>Pallet Weight</b>	1378 kg / 3037 lbs			

### IMPORTANT NOTE

- DURAFUSION\*



COBBLE 4.5 x 4.5

Technical Data		Colour	SKU	Availability
<b>Dimensions (WxLxH)</b>	115 x 115 x 60 mm	Charcoal	10151760	Stock
	4 <sup>1</sup> / <sub>2</sub> x 4 <sup>1</sup> / <sub>2</sub> x 2 <sup>3</sup> / <sub>8</sub> inch	Rustic	10151761	Stock
<b>Unit of Measure</b>	SqFt	Tofino Grey*	10150966	Stock
<b>Units / Pallet</b>	840			
<b>Pallet Coverage</b>	119 SqFt / 11.1 SqM			
<b>Layers / Pallet</b>	10			
<b>Unit Coverage</b>	7.05/SqFt			
<b>Pallet Weight</b>	1394 kg / 3074 lbs			

### IMPORTANT NOTE

- DURAFUSION\*

## COBBLE | Paving Stones



WALKWAY



PATIO



POOL AREA



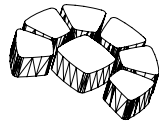
DRIVE WAY



DURAFUSION



Cobble Circle Kit



Technical Data	
<b>Multi-piece Circle Kit</b>	1-7' Circle / 2-5' Circles
<b>Unit of Measure</b>	Kit
<b>Units / Pallet</b>	356
<b>Pallet Coverage</b>	47 SqFt / 4.4 SqM
<b>Layers / Pallet</b>	N/A
<b>Pallet Weight</b>	559 kg / 1232 lbs
<b>Sold as a full kit only.</b>	

Colour	SKU	Availability
Charcoal	10151762	Stock
Rustic	10151763	Stock
Tofino Grey*	10150840	Stock

### IMPORTANT NOTE

- DURAFUSION\*

## DIMENSIONS™ 60mm | Paving Stones



WALKWAY



PATIO




POOL AREA



DRIVE WAY




DURAFUSION



DIMENSIONS™ 6

Technical Data	
<b>Dimensions (WxLxH)</b>	76 x 152 x 60 mm 152 x 152 x 60 mm 152 x 230 x 60 mm 3 x 6 x 2 <sup>3</sup> / <sub>8</sub> inch (160 pcs) 6 x 6 x 2 <sup>3</sup> / <sub>8</sub> inch (160 pcs) 6 x 9 x 2 <sup>3</sup> / <sub>8</sub> inch (160 pcs)
<b>Unit of Measure</b>	SqFt
<b>Units / Pallet</b>	480 (160 Units/Size)
<b>Pallet Coverage</b>	120 SqFt / 11.1 SqM
<b>Layers / Pallet</b>	10
<b>Pallet Weight</b>	1525 kg / 3362 lbs

Colour	SKU	Availability
Scandina Grey	10250448	Stock
Sepia	10250447	Stock
Shaded Grey	127001039	Stock
Tofino Grey	10252003	Stock
Victorian	127001345	Stock



DIMENSIONS™ 12

Technical Data	
<b>Dimensions (WxLxH)</b>	152 x 305 x 60 mm 305 x 305 x 60 mm 305 x 457 x 60 mm 6 x 12 x 2 <sup>3</sup> / <sub>8</sub> inch (40 pcs) 12 x 12 x 2 <sup>3</sup> / <sub>8</sub> inch (40 pcs) 12 x 18 x 2 <sup>3</sup> / <sub>8</sub> inch (40 pcs)
<b>Unit of Measure</b>	SqFt
<b>Units / Pallet</b>	120 (40 Units/Size)
<b>Pallet Coverage</b>	120 SqFt / 11.1 SqM
<b>Layers / Pallet</b>	10
<b>Pallet Weight</b>	1541 kg / 3398 lbs

Colour	SKU	Availability
Scandina Grey	10250452	Stock
Sepia	10250453	Stock
Shaded Grey	127001037	Stock
Tofino Grey	10252008	Stock
Victorian	127001346	Stock

### IMPORTANT NOTE

- The 12x18 unit of DIMENSIONS™ 12 is not recommended for driveway applications.

## DIMENSIONS™ 60mm | Paving Stones



WALKWAY



PATIO




POOL AREA



DRIVE WAY



DURAFUSION



DIMENSIONS™ 18

Technical Data	
<b>Dimensions (WxLxH)</b>	230 x 457 x 60 mm 457 x 457 x 60 mm 457 x 685 x 60 mm 9 x 18 x 2 <sup>3</sup> / <sub>8</sub> inch (20 pcs) 18 x 18 x 2 <sup>3</sup> / <sub>8</sub> inch (10 pcs) 18 x 27 x 2 <sup>3</sup> / <sub>8</sub> inch (20pcs)
<b>Unit of Measure</b>	SqFt
<b>Units / Pallet</b>	50
<b>Pallet Coverage</b>	112.5 SqFt / 10.5 SqM
<b>Layers / Pallet</b>	10
<b>Pallet Weight</b>	1450 kg / 3202 lbs

Colour	SKU	Availability
Scandina Grey	10250483	Stock
Sepia	10250482	Stock
Shaded Grey	127001002	Stock
Tofino Grey	10252131	Stock
Victorian	127001344	Stock

### IMPORTANT NOTE

- DIMENSIONS™ 18 is not recommended for driveway applications.



DIMENSIONS™ 3x9

Technical Data	
<b>Dimensions (WxLxH)</b>	76 x 230 x 60 mm 3 x 9 x 2 <sup>3</sup> / <sub>8</sub> inch
<b>Unit of Measure</b>	SqFt
<b>Units / Pallet</b>	550
<b>Pallet Coverage</b>	103 SqFt / 9.58 SqM
<b>Layers / Pallet</b>	10
<b>Unit Coverage</b>	5.33/SqFt
<b>Pallet Weight</b>	1302 kg / 2871 lbs

Colour	SKU	Availability
Midnight	10250609	Stock
Tofino Grey	10252372	Stock



DIMENSIONS™ 3x3

NEW PRODUCT

Technical Data	
<b>Dimensions (WxLxH)</b>	76 x 76 x 60 mm 3 x 3 x 2 <sup>3</sup> / <sub>8</sub> inch
<b>Unit of Measure</b>	SqFt
<b>Units / Pallet</b>	770
<b>Pallet Coverage</b>	48 SqFt / 4.4 SqM
<b>Layers / Pallet</b>	5
<b>Unit Coverage</b>	16/SqFt
<b>Pallet Weight</b>	970 kg / 2140 lbs

Colour	SKU	Availability
Midnight	127001189	Stock
Tofino Grey	127001197	Stock

## DIMENSIONS™ 60mm | Paving Stones



WALKWAY



PATIO



POOL AREA



DRIVE WAY



DURAFUSION

NEW PRODUCT



DIMENSIONS™ 6x6

Technical Data	
<b>Dimensions (WxLxH)</b>	152 x 152 x 60 mm 6 x 6 x 2 3/8 inch
<b>Unit of Measure</b>	SqFt
<b>Units / Pallet</b>	480
<b>Pallet Coverage</b>	120 SqFt / 11.1 SqM
<b>Layers / Pallet</b>	10
<b>Unit Coverage</b>	4/SqFt
<b>Pallet Weight</b>	1360 kg / 3000 lbs

Colour	SKU	Availability
Midnight	127001166	Stock
Tofino Grey	127001167	Stock



DIMENSIONS™ 6x12

Technical Data	
<b>Dimensions (WxLxH)</b>	152 x 305 x 60 mm 6 x 12 x 2 3/8 inch
<b>Unit of Measure</b>	SqFt
<b>Units / Pallet</b>	240
<b>Pallet Coverage</b>	120 SqFt / 11.1 SqM
<b>Layers / Pallet</b>	10
<b>Unit Coverage</b>	2/SqFt
<b>Pallet Weight</b>	1536 kg / 3386 lbs

Colour	SKU	Availability
Midnight	10250608	Stock
Tofino Grey	10252020	Stock



DIMENSIONS™ 12x24

Technical Data	
<b>Dimensions (WxLxH)</b>	305 x 610 x 60 mm 12 x 24 x 2 3/8 inch
<b>Unit of Measure</b>	SqFt
<b>Units / Pallet</b>	60
<b>Pallet Coverage</b>	120 SqFt / 11.1 SqM
<b>Layers / Pallet</b>	10
<b>Unit Coverage</b>	2 SqFt
<b>Pallet Weight</b>	1542 kg / 3401 lbs

Colour	SKU	Availability
Midnight	10250607	Stock
Scandina Grey	10250491	Stock
Sepia	10250477	Stock
Shaded Grey	127001134	Stock
Tofino Grey	10252016	Stock

### IMPORTANT NOTE

- DIMENSIONS™ 12x24 is not recommended for driveway applications.

## DIMENSIONS™ 60mm | Paving Stones



WALKWAY



PATIO



POOL AREA



DRIVE WAY



DURAFUSION

NEW PRODUCT



DIMENSIONS™ 24x24

Technical Data	
<b>Dimensions (WxLxH)</b>	610 x 610 x 60 mm 24 x 24 x 2 3/8 inch
<b>Unit of Measure</b>	SqFt
<b>Units / Pallet</b>	20
<b>Pallet Coverage</b>	80 SqFt / 7.43 SqM
<b>Layers / Pallet</b>	10
<b>Unit Coverage</b>	4 SqFt
<b>Pallet Weight</b>	1179 kg / 2600 lbs

Colour	SKU	Availability
Midnight	127001193	Stock
Scandina Grey	127001192	Stock
Sepia	127001191	Stock
Shaded Grey	127001190	Stock
Tofino Grey	127001199	Stock

## DIMENSIONS™ 80mm | Paving Stones



WALKWAY



PATIO




DRIVE WAY



DURAFUSION

NEW PRODUCT




DIMENSIONS™ 12 (80mm)

Technical Data	
<b>Dimensions (WxLxH)</b>	152 x 305 x 80 mm 305 x 305 x 80 mm 305 x 457 x 80 mm 6 x 12 x 3 1/8 inch (32 pcs) 12 x 12 x 3 1/8 inch (32 pcs) 12 x 18 x 3 1/8 inch (32 pcs)
<b>Unit of Measure</b>	SqFt
<b>Units / Pallet</b>	96 (32 Units/Size)
<b>Pallet Coverage</b>	96 SqFt / 8.9 SqM
<b>Layers / Pallet</b>	8
<b>Pallet Weight</b>	1540 kg / 3395 lbs

Colour	SKU	Availability
Scandina Grey	127000655	Stock
Sepia	127001163	Stock
Shaded Grey	127001164	Stock
Tofino Grey	127001154	Stock
Victorian	127001204	Stock

NEW PRODUCT



DIMENSIONS™ 6x12 (80mm)

Technical Data	
<b>Dimensions (WxLxH)</b>	152 x 305 x 80 mm 6 x 12 x 3 1/8 inch
<b>Unit of Measure</b>	SqFt
<b>Units / Pallet</b>	192
<b>Pallet Coverage</b>	96 SqFt / 8.9 SqM
<b>Layers / Pallet</b>	8
<b>Unit Coverage</b>	2/SqFt
<b>Pallet Weight</b>	1228 kg / 2707 lbs

Colour	SKU	Availability
Midnight	127001157	Stock
Tofino Grey	127001155	Stock

## EMPIRE™ | Paving Stones



WALKWAY



PATIO




POOL AREA



DRIVE WAY



DURAFUSION



EMPIRE™ 3x12

Technical Data	
<b>Dimensions (WxLxH)</b>	76 x 305 x 60 mm 3 x 12 x 2 3/8 inch
<b>Unit of Measure</b>	SqFt
<b>Units / Pallet</b>	440
<b>Pallet Coverage</b>	110 SqFt / 10.2 SqM
<b>Layers / Pallet</b>	10
<b>Unit Coverage</b>	4 / SqFt
<b>Pallet Weight</b>	1402 kg / 3092 lbs

Colour	SKU	Availability
Midnight	10250605	Stock
Scandina Grey	10250606	Stock

### IMPORTANT NOTE

- EMPIRE™ features 7 unique profiles per pallet.

## FLAGSTONE | Paving Stones



WALKWAY



PATIO



POOL AREA



DURAFUSION




FLAGSTONE

Technical Data	
<b>Dimensions (WxLxH)</b>	501 x 381 x 60 mm 19 3/4 x 15 x 2 3/8 inch
<b>Unit of Measure</b>	Each
<b>Units / Pallet</b>	54
<b>Pallet Coverage</b>	81 SqFt / 7.5 SqM
<b>Layers / Pallet</b>	9
<b>Unit Coverage</b>	1.5 SqFt
<b>Pallet Weight</b>	1014 kg / 2235 lbs

Colour	SKU	Availability
Midnight	127001066	Stock
Granite	16202182	Stock
Sandalwood	16202180	Stock

### IMPORTANT NOTE

- FLAGSTONE features 6 unique profiles per pallet.



## HALF HEXAGON™ | Paving Stones



WALKWAY



PATIO



POOL AREA



DRIVE WAY




DURAFUSION

NEW PRODUCT



HALF HEXAGON

Technical Data		Colour	SKU	Availability
<b>Dimensions (WxLxH)</b>	300 x 150 x 60 mm	Midnight	127001006	Stock
	12 x 6 x 2 <sup>3</sup> / <sub>8</sub> inch	Scandina Grey	127001065	Stock
<b>Unit of Measure</b>	SqFt	Tofino Grey	127001005	Stock
<b>Units / Pallet</b>	350	White	127001119	Stock
<b>Pallet Coverage</b>	110.95 SqFt / 10.3SqM			
<b>Layers / Pallet</b>	10			
<b>Unit Coverage</b>	.42 SqFt			
<b>Pallet Weight</b>	1360 kg / 3000 lbs			



HEXAGON 12

Technical Data		Colour	SKU	Availability
<b>Dimensions (WxLxH)</b>	300 x 300 x 60 mm	Midnight	10250427	Stock
	12 x 12 x 2 <sup>3</sup> / <sub>8</sub> inch	Scandina Grey	10250428	Stock
<b>Unit of Measure</b>	SqFt	Tofino Grey	10250445	Stock
<b>Units / Pallet</b>	140	White	10250603	Stock
<b>Pallet Coverage</b>	89.6 SqFt / 8.3 SqM			
<b>Layers / Pallet</b>	10			
<b>Unit Coverage</b>	.64 SqFt			
<b>Pallet Weight</b>	995 kg / 2192 lbs			

## HOLLAND 60mm | Paving Stones



WALKWAY



PATIO



POOL AREA



DRIVE WAY



HOLLAND 4x8

Technical Data		Colour	SKU	Availability
<b>Dimensions (WxLxH)</b>	100 x 200 x 60 mm	Charcoal	10155672	Stock
	4 x 8 x 2 <sup>3</sup> / <sub>8</sub> inch	Grey	10155991	Stock
<b>Unit of Measure</b>	SqFt	Red	10155531	Special Order
<b>Units / Pallet</b>	540	Rustic	10159218	Stock
<b>Pallet Coverage</b>	120 SqFt / 11.1 SqM	Victorian	10156515	Stock
<b>Layers / Pallet</b>	10			
<b>Unit Coverage</b>	4.5/SqFt			
<b>Pallet Weight</b>	1428 kg / 3148 lbs			

## MEGA-LIBRE™ | Paving Stones



Large




Small


Technical Data	
<b>Dimensions (WxLxH)</b>	393 x 756 x 60mm 390 x 563 x 60mm 15 1/2 x 30 x 2 3/8 inch 15 1/2 x 22 x 2 3/8 inch
<b>Unit of Measure</b>	SqFt
<b>Units / Pallet</b>	40
<b>Pallet Coverage</b>	83 SqFt / 7.71 SqM
<b>Layers / Pallet</b>	10
<b>Pallet Weight</b>	980 kg / 2161 lbs

Colour	SKU	Availability
Charcoal	10200386	Stock
Rustic	10200339	Stock
Victorian	10200526	Stock

## ORIGINS™ 60mm | Paving Stones




NEW PRODUCT



ORIGINS™ 6

Technical Data	
<b>Dimensions (WxLxH)</b>	76 x 152 x 60 mm 152 x 152 x 60 mm 152 x 230 x 60 mm 3 x 6 x 2 3/8 inch (160 pcs) 6 x 6 x 2 3/8 inch (160 pcs) 6 x 9 x 2 3/8 inch (160 pcs)
<b>Unit of Measure</b>	SqFt
<b>Units / Pallet</b>	480 (160 Units/Size)
<b>Pallet Coverage</b>	120 SqFt / 11.1 SqM
<b>Layers / Pallet</b>	10
<b>Pallet Weight</b>	1525 kg / 3362 lbs

Colour	SKU	Availability
Iron Bay - <b>NEW</b>	127001135	Stock
Mountain Ash	127001136	Stock
Teak - <b>NEW</b>	127001137	Stock
Tofino Grey	127001138	Stock
Umber - <b>NEW</b>	127001139	Stock



ORIGINS™ 12

Technical Data	
<b>Dimensions (WxLxH)</b>	152 x 305 x 60 mm 305 x 305 x 60 mm 305 x 457 x 60 mm 6 x 12 x 2 3/8 inch (40 pcs) 12 x 12 x 2 3/8 inch (40 pcs) 12 x 18 x 2 3/8 inch (40 pcs)
<b>Unit of Measure</b>	SqFt
<b>Units / Pallet</b>	120 (40 Units/Size)
<b>Pallet Coverage</b>	120 SqFt / 11.1 SqM
<b>Layers / Pallet</b>	10
<b>Pallet Weight</b>	1541 kg / 3398 lbs

Colour	SKU	Availability
Iron Bay - <b>NEW</b>	127001140	Stock
Mountain Ash	10252196	Stock
Teak - <b>NEW</b>	127001003	Stock
Tofino Grey	10252134	Stock
Umber - <b>NEW</b>	127001108	Stock

### IMPORTANT NOTE

- The 12x18 unit of ORIGINS™ 12 is not recommended for driveway applications.



## ORIGINS™ 60mm | Paving Stones



WALKWAY



PATIO



POOL AREA




DRIVE WAY



DURAFUSION

NEW PRODUCT



ORIGINS™ 18

Technical Data	
<b>Dimensions (WxLxH)</b>	230 x 457 x 60 mm
	457 x 457 x 60 mm
	457 x 685 x 60 mm
	9 x 18 x 2 3/8 inch (20 pcs)
	18 x 18 x 2 3/8 inch (10 pcs)
	18 x 27 x 2 3/8 inch (20pcs)
<b>Unit of Measure</b>	SqFt
<b>Units / Pallet</b>	50
<b>Pallet Coverage</b>	112.5 SqFt / 10.5 SqM
<b>Layers / Pallet</b>	10
<b>Pallet Weight</b>	1450 kg / 3202 lbs

Colour	SKU	Availability
Iron Bay - <b>NEW</b>	127001111	Stock
Mountain Ash	127001112	Stock
Teak - <b>NEW</b>	127001096	Stock
Tofino Grey	127001113	Stock
Umber - <b>NEW</b>	127001114	Stock

### IMPORTANT NOTE

- ORIGINS™ 18 is not recommended for driveway applications.

NEW PRODUCT




ORIGINS™ 3x3

Technical Data	
<b>Dimensions (WxLxH)</b>	76 x 76 x 60 mm
	3 x 3 x 2 3/8 inch
<b>Unit of Measure</b>	SqFt
<b>Units / Pallet</b>	770
<b>Pallet Coverage</b>	48 SqFt / 4.4 SqM
<b>Layers / Pallet</b>	5
<b>Unit Coverage</b>	16/SqFt
<b>Pallet Weight</b>	970 kg / 2140 lbs

Colour	SKU	Availability
Iron Bay - <b>NEW</b>	127001142	Stock
Midnight	127001343	Stock
Mountain Ash	127001124	Stock
Teak - <b>NEW</b>	127001125	Stock
Tofino Grey	127001107	Stock
Umber - <b>NEW</b>	127001106	Stock

NEW PRODUCT



ORIGINS™ 6x12

Technical Data	
<b>Dimensions (WxLxH)</b>	152 x 305 x 60 mm
	6 x 12 x 2 3/8 inch
<b>Unit of Measure</b>	SqFt
<b>Units / Pallet</b>	240
<b>Pallet Coverage</b>	120 SqFt / 11.1 SqM
<b>Layers / Pallet</b>	10
<b>Unit Coverage</b>	2/SqFt
<b>Pallet Weight</b>	1536 kg / 3386 lbs

Colour	SKU	Availability
Iron Bay - <b>NEW</b>	127001116	Stock
Midnight	127001342	Stock
Mountain Ash	127001117	Stock
Teak - <b>NEW</b>	127001118	Stock
Tofino Grey	127001205	Stock
Umber - <b>NEW</b>	127001141	Stock

## ORIGINS™ 80mm | Paving Stones



WALKWAY



PATIO



POOL AREA




DRIVE WAY



DURAFUSION

NEW PRODUCT



ORIGINS™ 12 (80mm)

### Technical Data

<b>Dimensions (WxLxH)</b>	152 x 305 x 80 mm
	305 x 305 x 80 mm
	305 x 457 x 80 mm
	6 x 12 x 3 1/8 inch (32 pcs)
	12 x 12 x 3 1/8 inch (32 pcs)
	12 x 18 x 3 1/8 inch (32 pcs)

<b>Unit of Measure</b>	SqFt
<b>Units / Pallet</b>	96 (32 Units/Size)
<b>Pallet Coverage</b>	96 SqFt / 8.9 SqM
<b>Layers / Pallet</b>	8
<b>Pallet Weight</b>	1540 kg / 3395 lbs

### Colour

Colour	SKU	Availability
Iron Bay - <b>NEW</b>	127001200	Stock
Mountain Ash	127001201	Stock
Teak - <b>NEW</b>	127001202	Stock
Tofino Grey	127001194	Stock
Umber - <b>NEW</b>	127001203	Stock

## PAPYRUS™ 18 | Paving Stones



WALKWAY



PATIO




POOL AREA



DURAFUSION

NEW PRODUCT



PAPYRUS™ 18

### Technical Data

<b>Dimensions (WxLxH)</b>	230 x 457 x 60 mm
	457 x 457 x 60 mm
	457 x 685 x 60 mm
	9 x 18 x 2 3/8 inch (20 pcs)
	18 x 18 x 2 3/8 inch (10 pcs)
	18 x 27 x 2 3/8 inch (20pcs)

<b>Unit of Measure</b>	SqFt
<b>Units / Pallet</b>	50
<b>Pallet Coverage</b>	112.5 SqFt / 10.5 SqM
<b>Layers / Pallet</b>	10
<b>Pallet Weight</b>	1450 kg / 3202 lbs

### Colour

Colour	SKU	Availability
Scandina Grey	127000720	Stock
Sepia	127000719	Stock

## RIVER ROCK™ | Paving Stones



MACHINE PLACED



WALKWAY



PATIO



POOL AREA



DRIVE WAY



RIVER ROCK  
3-PIECE (TEXTURED)

Technical Data	
<b>Dimensions (WxLxH)</b>	142 x 287 x 80 mm 287 x 287 x 80 mm 287 x 435 x 80 mm 5.7 x 11.4 x 3 1/8 inch (56 pcs) 11.4 x 11.4 x 3 1/8 inch (28 pcs) 11.4 x 17.1 x 3 1/8 inch (28 pcs)
<b>Unit of Measure</b>	SqFt
<b>Units / Pallet</b>	112
<b>Pallet Coverage</b>	89 SqFt / 8.3 SqM
<b>Layers / Pallet</b>	7
<b>Pallet Weight</b>	1451 kg / 3198 lbs

Colour	SKU	Availability
Charcoal	10559046	Stock
Mountain Ash	10200764	Stock
Tofino Grey	10200407	Stock
Victorian	10200571	Stock

### IMPORTANT NOTE

- RIVER ROCK is ideal for machine installation.



RIVER ROCK GRANA  
BORDER

Technical Data	
<b>Dimensions (WxLxH)</b>	142 x 287 x 80 mm 5.7 x 11.4 x 3 1/8 inch
<b>Unit of Measure</b>	SqFt
<b>Units / Pallet</b>	168
<b>Pallet Coverage</b>	75.6 SqFt / 7 SqM
<b>Layers / Pallet</b>	7
<b>Unit Coverage</b>	2.22/SqFt
<b>Pallet Weight</b>	1500 kg / 3306 lbs

Colour	SKU	Availability
Charcoal	10200768	Stock
Mountain Ash	10200770	Stock
Tofino Grey	10200771	Stock
Victorian	10200769	Stock

## ROMAN EURO | Paving Stones



WALKWAY



PATIO



POOL AREA



DRIVE WAY



Roman Euro  
4x8

Technical Data	
<b>Dimensions (WxLxH)</b>	100 x 200 x 60 mm 4 x 8 x 2 3/8 inch
<b>Unit of Measure</b>	SqFt
<b>Units / Pallet</b>	540
<b>Pallet Coverage</b>	120 SqFt / 11.1 SqM
<b>Layers / Pallet</b>	10
<b>Unit Coverage</b>	4.5/SqFt
<b>Pallet Weight</b>	1428 kg / 3148 lbs

Colour	SKU	Availability
Charcoal	10151779	Stock
Rustic	10151772	Stock
Victorian	10151780	Stock

## ROMAN EURO | Paving Stones



WALKWAY



PATIO



POOL AREA



DRIVE WAY



Roman Euro  
6 x 6

Technical Data		Colour	SKU	Availability
<b>Dimensions (WxLxH)</b>	150 x 150 x 60 mm	Charcoal	10151769	Stock
	6 x 6 x 2 <sup>3</sup> / <sub>8</sub> inch	Rustic	10151770	Stock
<b>Unit of Measure</b>	SqFt	Victorian	10151771	Stock
<b>Units / Pallet</b>	480			
<b>Pallet Coverage</b>	116 SqFt / 10.81 SqM			
<b>Layers / Pallet</b>	10			
<b>Unit Coverage</b>	4.13/Sqft			
<b>Pallet Weight</b>	1330 kg / 2932 lbs			



Roman Euro  
6 x 7

Technical Data		Colour	SKU	Availability
<b>Dimensions (WxLxH)</b>	150 x 175 x 60 mm	Charcoal	10151773	Stock
	6 x 7 x 2 <sup>3</sup> / <sub>8</sub> inch	Rustic	10151774	Stock
<b>Unit of Measure</b>	SqFt	Victorian	10151775	Stock
<b>Units / Pallet</b>	420			
<b>Pallet Coverage</b>	119 SqFt / 9.1 SqM			
<b>Layers / Pallet</b>	10			
<b>Unit Coverage</b>	3.44/SqFt			
<b>Pallet Weight</b>	1453 kg / 3204 lbs			



Roman Euro  
6 x 9

Technical Data		Colour	SKU	Availability
<b>Dimensions (WxLxH)</b>	150 x 225 x 60 mm	Charcoal	10151776	Stock
	6 x 9 x 2 <sup>3</sup> / <sub>8</sub> inch	Rustic	10151777	Stock
<b>Unit of Measure</b>	SqFt	Victorian	10151778	Stock
<b>Units / Pallet</b>	300			
<b>Pallet Coverage</b>	109 SqFt / 10.1 SqM			
<b>Layers / Pallet</b>	10			
<b>Unit Coverage</b>	2.75/SqFt			
<b>Pallet Weight</b>	1446 kg / 3188 lbs			



Roman Euro  
Circle Kit

Technical Data		Colour	SKU	Availability
<b>Multi-piece Circle Kit</b>	1-8.5' Circle / 2-5' Circles	Charcoal	10151782	Stock
<b>Unit of Measure</b>	Kit	Rustic	10151783	Stock
<b>Pallet Coverage</b>	66 SqFt / 6.1 SqM	Victorian	10151784	Stock
<b>Layers / Pallet</b>	6			
<b>Pallet Weight</b>	868 kg / 1914 lbs			

Sold as a full kit only.


## TURFSTONE | Paving Stones



TURFSTONE

Technical Data		Colour	SKU	Availability
<b>Dimensions (WxLxH)</b>	400 x 600 x 80 mm	Grey	10300094	Stock
	15 <sup>3</sup> / <sub>4</sub> x 23 <sup>5</sup> / <sub>8</sub> x 3 <sup>1</sup> / <sub>8</sub> inch			
<b>Unit of Measure</b>	Each			
<b>Units / Pallet</b>	40			
<b>Pallet Coverage</b>	103.2 SqFt / 9.6 SqM			
<b>Layers / Pallet</b>	8			
<b>Unit Coverage</b>	2.58 SqFt			
<b>Pallet Weight</b>	930 kg / 2050 lbs			

## VILLA STONE | Paving Stones



VILLA STONE TYPE 1

Technical Data		Colour	SKU	Availability
<b>Dimensions (WxLxH)</b>	160 x 240 x 60 mm	Granite	10554849	Stock
	6 <sup>5</sup> / <sub>16</sub> x 9 <sup>7</sup> / <sub>16</sub> x 2 <sup>3</sup> / <sub>8</sub> inch			
<b>Unit of Measure</b>	SqFt			
<b>Units / Pallet</b>	216			
<b>Pallet Coverage</b>	111.25 SqFt / 10.3 SqM			
<b>Layers / Pallet</b>	9			
<b>Unit Coverage</b>	2.4 SqFt			
<b>Pallet Weight</b>	1506 kg / 3312 lbs			



VILLA STONE TYPE 2

Technical Data		Colour	SKU	Availability
<b>Dimensions (WxLxH)</b>	160 x 160 x 60 mm	Granite	10554850	Stock
	6 <sup>5</sup> / <sub>16</sub> x 6 <sup>5</sup> / <sub>16</sub> x 2 <sup>3</sup> / <sub>8</sub> inch			
<b>Unit of Measure</b>	SqFt			
<b>Units / Pallet</b>	378			
<b>Pallet Coverage</b>	104 SqFt / 9.1 SqM			
<b>Layers / Pallet</b>	9			
<b>Unit Coverage</b>	3.6/SqFt			
<b>Pallet Weight</b>	1406 kg / 3100 lbs			

## VILLA STONE | Paving Stones



WALKWAY



PATIO



POOL AREA



DRIVE WAY



DURAFUSION



VILLA STONE  
TYPE 3

Technical Data		Colour	SKU	Availability
<b>Dimensions (WxLxH)</b>	120 x 160 x 60 mm	Granite	10554851	Stock
	4 <sup>3</sup> / <sub>4</sub> x 6 <sup>5</sup> / <sub>16</sub> x 2 <sup>3</sup> / <sub>8</sub> inch	Sandalwood	10554839	Stock
<b>Unit of Measure</b>	SqFt			
<b>Units / Pallet</b>	441			
<b>Pallet Coverage</b>	91 SqFt / 8.5 SqM			
<b>Layers / Pallet</b>	9			
<b>Unit Coverage</b>	4.8/SqFt			
<b>Pallet Weight</b>	1225 kg / 2700 lbs			



VILLA STONE  
CIRCLE KIT

Technical Data		Colour	SKU	Availability
<b>Multi-piece Circle Kit</b>	95" / 8'	Granite	10554852	Stock
<b>Unit of Measure</b>	SqFt	Sandalwood	10554840	Stock
<b>Units / Pallet</b>	265			
<b>Pallet Coverage</b>	54 SqFt / 5 SqM			
<b>Layers / Pallet</b>	5			
<b>Pallet Weight</b>	708 kg / 1560 lbs			

## VS5-108 | Paving Stones



MACHINE PLACED



PEDESTRIAN TRAFFIC



VEHICULAR TRAFFIC



PARKING LOT



VS5-108  
75x300

Technical Data		Colour	SKU	Availability
<b>Dimensions (WxLxH)</b>	75 x 300 x 108 mm	Charcoal	10154724	Special Order
	3 x 12 x 4 <sup>5</sup> / <sub>16</sub> inch	Grey	10154011	Special Order
<b>Unit of Measure</b>	SqFt	Tofino Grey DF	10153314	Special Order
<b>Units / Pallet</b>	240			
<b>Pallet Coverage</b>	57.6 SqFt / 5.3 SqM			
<b>Layers / Pallet</b>	6			
<b>Unit Coverage</b>	4.13 / SqFt			
<b>Pallet Weight</b>	1274 kg / 2808 lbs			

### IMPORTANT NOTE

- Additional colours available on request.

## VS5-108 | Paving Stones



MACHINE PLACED



PEDESTRIAN TRAFFIC



VEHICULAR TRAFFIC



PARKING LOT




VS5-108  
150x300

Technical Data	
<b>Dimensions (WxLxH)</b>	150 x 300 x 108 mm 6 x 12 x 4 <sup>5/16</sup> inch
<b>Unit of Measure</b>	SqFt
<b>Units / Pallet</b>	144
<b>Pallet Coverage</b>	70.2 SqFt / 6.5 SqM
<b>Layers / Pallet</b>	6
<b>Unit Coverage</b>	2.06 / SqFt
<b>Pallet Weight</b>	1403 kg / 3095 lbs

Colour	SKU	Availability
Charcoal	10154723	Special Order
Grey	10152339	Special Order
Tofino Grey DF	10152336	Special Order

### IMPORTANT NOTE

- Additional colours available on request.




VS5-108  
300x300

Technical Data	
<b>Dimensions (WxLxH)</b>	300 x 300 x 108 mm 12 x 12 x 4 <sup>5/16</sup> inch
<b>Unit of Measure</b>	SqFt
<b>Units / Pallet</b>	72
<b>Pallet Coverage</b>	70.2 SqFt / 6.5 SqM
<b>Layers / Pallet</b>	6
<b>Unit Coverage</b>	1.03 / SqFt
<b>Pallet Weight</b>	1403 kg / 3095 lbs

Colour	SKU	Availability
Charcoal	10154722	Special Order
Grey	10152348	Special Order
Tofino Grey DF	10153352	Special Order

### IMPORTANT NOTE

- Additional colours available on request.



VS5-108  
300 x 600

Technical Data	
<b>Dimensions (WxLxH)</b>	300 x 600 x 108 mm 12 x 24 x 4 <sup>5/16</sup> inch
<b>Unit of Measure</b>	SqFt
<b>Units / Pallet</b>	36
<b>Pallet Coverage</b>	70.2 SqFt / 6.5 SqM
<b>Layers / Pallet</b>	6
<b>Unit Coverage</b>	.5 / SqFt
<b>Pallet Weight</b>	1403 kg / 3095 lbs

Colour	SKU	Availability
Charcoal	10152015	Special Order
Grey	10152342	Special Order
Tofino Grey DF	10152344	Special Order

### IMPORTANT NOTE

- Additional colours available on request.
- The VS5-108 - 300x600 is not recommended for vehicular applications and should be used for pedestrian use only.

## VS5-88 | Paving Stones



PARKING LOT



VEHICULAR TRAFFIC



DRIVE WAY



MACHINE PLACED



PEDESTRIAN TRAFFIC



VS5-88  
75x300

Technical Data	
<b>Dimensions (WxLxH)</b>	75 x 300 x 88 mm 3 x 12 x 3.46 inch
<b>Unit of Measure</b>	SqFt
<b>Units / Pallet</b>	280
<b>Pallet Coverage</b>	67.2 SqFt / 6.24 SqM
<b>Layers / Pallet</b>	7
<b>Unit Coverage</b>	4.13 / SqFt
<b>Pallet Weight</b>	1190 kg / 2623 lbs


Colour	SKU	Availability
Charcoal	10151707	Stock
Grey	10151709	Stock
Tofino Grey DF	10151712	Stock



VS5-88  
150x300

Technical Data	
<b>Dimensions (WxLxH)</b>	150 x 300 x 88 mm 6 x 12 x 3.46 inch
<b>Unit of Measure</b>	SqFt
<b>Units / Pallet</b>	168
<b>Pallet Coverage</b>	81.9 SqFt / 7.6 SqM
<b>Layers / Pallet</b>	7
<b>Unit Coverage</b>	2.06 / SqFt
<b>Pallet Weight</b>	1267 kg / 2793 lbs

Colour	SKU	Availability
Charcoal	10151713	Stock
Grey	10151715	Stock
Tofino Grey DF	10151718	Stock



VS5-88  
300x300

Technical Data	
<b>Dimensions (WxLxH)</b>	300 x 300 x 88 mm 12 x 12 x 3.46 inch
<b>Unit of Measure</b>	SqFt
<b>Units / Pallet</b>	84
<b>Pallet Coverage</b>	81.9 SqFt / 7.6 SqM
<b>Layers / Pallet</b>	7
<b>Unit Coverage</b>	1.03 / SqFt
<b>Pallet Weight</b>	1344 kg / 2963 lbs

Colour	SKU	Availability
Charcoal	10151719	Stock
Grey	10151724	Stock
Tofino Grey DF	10151728	Stock



VS5-88 | Paving Stones



PARKING LOT



VEHICULAR TRAFFIC




DRIVE WAY



MACHINE PLACED



PEDESTRIAN TRAFFIC



VS5-88  
300 x 600

Technical Data	
<b>Dimensions (WxLxH)</b>	300 x 600 x 108 mm 12 x 24 x 4 <sup>5/16</sup> inch
<b>Unit of Measure</b>	SqFt
<b>Units / Pallet</b>	42
<b>Pallet Coverage</b>	81.9 SqFt / 7.6 SqM
<b>Layers / Pallet</b>	7
<b>Unit Coverage</b>	2 SqFt
<b>Pallet Weight</b>	1309 kg / 2885 lbs

Colour	SKU	Availability
Charcoal	10151729	Stock
Grey	10151731	Stock
Tofino Grey DF	10151734	Stock



**PERMEABLE PAVING STONES**

## AQUALINE 80mm | Permeable Paving Stones



PERMEABLE  
PAVER



PARKING  
LOT



VEHICULAR  
TRAFFIC




PEDESTRIAN  
TRAFFIC



DRIVE  
WAY



DURAFUSION



AQUALINE  
STANDARD

Technical Data		Colour	SKU	Availability
<b>Dimensions (WxLxH)</b>	110 x 221.5 x 80 mm	Midnight	127001169	Special Order
	4 <sup>5</sup> / <sub>16</sub> x 8 <sup>3</sup> / <sub>4</sub> x 3 <sup>1</sup> / <sub>8</sub> inch	Natural	127001170	Special Order
<b>Unit of Measure</b>	SqFt	Shaded Grey	127001171	Special Order
<b>Units / Pallet</b>	280			
<b>Pallet Coverage</b>	73.7 SqFt / 6.8 SqM			
<b>Layers / Pallet</b>	7			
<b>Unit Coverage</b>	3.8/SqFt			
<b>Pallet Weight</b>	1225 kg / 2700 lbs			



**ARCHITECTURAL PAVING SLABS**

## DIMENSIONS | Architectural Paving Slabs



WALKWAY



PATIO



POOL AREA



BALCONY / ROOFTOP




PEDESTAL USE



DURAFUSION


NEW PRODUCT



DIMENSIONS™ 24x24

Technical Data	
<b>Dimensions (WxLxH)</b>	610 x 610 x 60 mm 24 x 24 x 2 3/8 inch
<b>Unit of Measure</b>	SqFt
<b>Units / Pallet</b>	20
<b>Pallet Coverage</b>	80 SqFt / 7.43 SqM
<b>Layers / Pallet</b>	10
<b>Unit Coverage</b>	4 SqFt
<b>Pallet Weight</b>	1179 kg / 2600 lbs

Colour	SKU	Availability
Midnight	127001193	Stock
Scandina Grey	127001192	Stock
Sepia	127001191	Stock
Shaded Grey	127001190	Stock
Tofino Grey	127001199	Stock



DIMENSIONS™ 12x24

Technical Data	
<b>Dimensions (WxLxH)</b>	305 x 610 x 60 mm 12 x 24 x 2 3/8 inch
<b>Unit of Measure</b>	SqFt
<b>Units / Pallet</b>	60
<b>Pallet Coverage</b>	120 SqFt / 11.1 SqM
<b>Layers / Pallet</b>	10
<b>Unit Coverage</b>	2 SqFt
<b>Pallet Weight</b>	1542 kg / 3401 lbs

Colour	SKU	Availability
Midnight	10250607	Stock
Scandina Grey	10250491	Stock
Sepia	10250477	Stock
Shaded Grey	127001134	Stock
Tofino Grey	10252016	Stock

### IMPORTANT NOTE

- DIMENSIONS™ 12x24 is not recommended for driveway applications.

## CORTEZ | Architectural Paving Slabs



WALKWAY



PATIO



POOL AREA




BALCONY / ROOFTOP



PEDESTAL USE



DURAFUSION



CORTEZ 18x18

Technical Data	
<b>Dimensions (WxLxH)</b>	457 x 457 x 50 mm 18 x 18 x 2 inch
<b>Unit of Measure</b>	Each
<b>Units / Pallet</b>	40
<b>Pallet Coverage</b>	90 SqFt / 8.4 SqM
<b>Layers / Pallet</b>	10
<b>Unit Coverage</b>	2.25 SqFt
<b>Pallet Weight</b>	910 kg / 2000 lbs

Colour	SKU	Availability
Charcoal	16202205	Stock
Granite	16202207	Stock
Natural	16202203	Special Order

## CORTEZ | Architectural Paving Slabs



WALKWAY

PATIO

POOL  
AREA

BALCONY /  
ROOFTOP

PEDESTAL  
USE


DURAFUSION



CORTEZ  
12x24

Technical Data	
<b>Dimensions (WxLxH)</b>	305 x 610 x 50 mm 12 x 24 x 2 inch
<b>Unit of Measure</b>	Each
<b>Units / Pallet</b>	44
<b>Pallet Coverage</b>	88 SqFt / 8.2 SqM
<b>Layers / Pallet</b>	11
<b>Unit Coverage</b>	2 SqFt
<b>Pallet Weight</b>	941 kg / 2075 lbs

Colour	SKU	Availability
Copper Canyon	16202197	Stock
Granite	16202196	Stock
Natural	16202192	Special Order
Sandalwood	16202195	Stock



CORTEZ  
24x24

Technical Data	
<b>Dimensions (WxLxH)</b>	610 x 610 x 50 mm 24 x 24 x 2 inch
<b>Unit of Measure</b>	Each
<b>Units / Pallet</b>	22
<b>Pallet Coverage</b>	88 SqFt / 8.2 SqM
<b>Layers / Pallet</b>	11
<b>Unit Coverage</b>	4 SqFt
<b>Pallet Weight</b>	930 kg / 2050 lbs

Colour	SKU	Availability
Copper Canyon	16202191	Stock
Granite	16202190	Stock
Natural	16202185	Special Order

## NEW YORK STONE | Architectural Paving Slabs



WALKWAY

PATIO

POOL  
AREA

BALCONY /  
ROOFTOP

PEDESTAL  
USE

DURAFUSION



NEW YORK  
24x24

Technical Data	
<b>Dimensions (WxLxH)</b>	610 x 610 x 50 mm 24 x 24 x 2 inch
<b>Unit of Measure</b>	Each
<b>Units / Pallet</b>	22
<b>Pallet Coverage</b>	88 SqFt / 8.2 SqM
<b>Layers / Pallet</b>	11
<b>Unit Coverage</b>	4 SqFt
<b>Pallet Weight</b>	1021 kg / 2250 lbs

Colour	SKU	Availability
Midnight	127001067	Stock
Granite	16202218	Stock

## TEXADA | Architectural Paving Slabs



WALKWAY



PATIO




POOL AREA



BALCONY / ROOFTOP




PEDESTAL USE




TEXADA  
18x18

Technical Data		Colour	SKU	Availability
<b>Dimensions (WxLxH)</b>	457 x 457 x 40 mm	Charcoal	16201826	Special Order
	18 x 18 x 1 5/8 inch	Natural	16201823	Special Order
<b>Unit of Measure</b>	Each			
<b>Units / Pallet</b>	60			
<b>Pallet Coverage</b>	135 SqFt / 12.5 SqM			
<b>Layers / Pallet</b>	10			
<b>Unit Coverage</b>	2.25 SqFt			
<b>Pallet Weight</b>	1315 kg / 2900 lbs			



TEXADA  
12x24

Technical Data		Colour	SKU	Availability
<b>Dimensions (WxLxH)</b>	305 x 610 x 50 mm	Charcoal	16201834	Special Order
	12 x 24 x 2 inch	Natural	16201831	Special Order
<b>Unit of Measure</b>	Each			
<b>Units / Pallet</b>	48			
<b>Pallet Coverage</b>	96 SqFt / 8.9 SqM			
<b>Layers / Pallet</b>	12			
<b>Unit Coverage</b>	2 SqFt			
<b>Pallet Weight</b>	1043 kg / 2300 lbs			



TEXADA  
24x24

Technical Data		Colour	SKU	Availability
<b>Dimensions (WxLxH)</b>	610 x 610 x 50 mm	Charcoal	16201815	Special Order
	24 x 24 x 2 inch	Natural	16201811	Special Order
<b>Unit of Measure</b>	Each			
<b>Units / Pallet</b>	25			
<b>Pallet Coverage</b>	100 SqFt / 9.3 SqM			
<b>Unit Coverage</b>	4 SqFt			
<b>Pallet Weight</b>	1089 kg / 2400 lbs			



**PAVING SLABS**




## DIAMOND | Paving Slabs



WALKWAY



PATIO



DIAMOND SLAB  
600x600

Technical Data	
<b>Dimensions (WxLxH)</b>	600 x 600 x 45 mm 24 x 24 x 1 3/4 inch
<b>Unit of Measure</b>	Each
<b>Units / Pallet</b>	24
<b>Pallet Coverage</b>	96 SqFt / 8.9 SqM
<b>Unit Coverage</b>	4 SqFt / .37 SqM
<b>Pallet Weight</b>	841 kg / 1855 lbs
<b>Packaging</b>	Horizontal

Colour	SKU	Availability
Grey	12050987	Stock



DIAMOND SLAB  
600x750

Technical Data	
<b>Dimensions (WxLxH)</b>	600 x 750 x 45 mm 24 x 30 x 1 3/4 inch
<b>Unit of Measure</b>	Each
<b>Units / Pallet</b>	24
<b>Pallet Coverage</b>	120 SqFt / 11.1 SqM
<b>Unit Coverage</b>	5 SqFt / .46 SqM
<b>Pallet Weight</b>	1097 kg / 2419 lbs
<b>Packaging</b>	Horizontal

Colour	SKU	Availability
Grey	12059055	Stock


## EXPOSED | Paving Slabs



WALKWAY



PATIO



SQUARE EXPOSED SLAB  
16x16

Technical Data	
<b>Dimensions (WxLxH)</b>	406 x 406 x 45 mm 16 x 16 x 1 3/4 inch
<b>Unit of Measure</b>	Each
<b>Units / Pallet</b>	84
<b>Pallet Coverage</b>	148 SqFt / 13.7 SqM
<b>Unit Coverage</b>	1.77 SqFt / .16 SqM
<b>Pallet Weight</b>	1376 kg / 3033 lbs

Colour	SKU	Availability
Exposed	12059522	Special Order

## KINGSTON | Paving Slabs



KINGSTON SLAB  
16x16

Technical Data	
<b>Dimensions (WxLxH)</b>	406 x 406 x 45 mm 16 x 16 x 1 3/4 inch
<b>Unit of Measure</b>	Each
<b>Units / Pallet</b>	72
<b>Pallet Coverage</b>	127.44 SqFt / 11.8 SqM
<b>Unit Coverage</b>	1.77 SqFt / .16 SqM
<b>Pallet Weight</b>	1215 kg / 2680 lbs

Colour	SKU	Availability
Grey	12059485	Stock



12" ROUND KINGSTON  
SLAB

Technical Data	
<b>Dimensions (WxLxH)</b>	300 x 45 mm 12 x 1 3/4 inch
<b>Unit of Measure</b>	Each
<b>Units / Pallet</b>	120
<b>Layers / Pallet</b>	8
<b>Pallet Weight</b>	950 kg / 2095 lbs

Colour	SKU	Availability
Grey	127000690	Stock

## QUADRAL | Paving Slabs



QUADRAL SLAB  
16x16

Technical Data	
<b>Dimensions (WxLxH)</b>	400 x 400 x 50 mm 16 x 16 x 2 inch
<b>Unit of Measure</b>	Each
<b>Units / Pallet</b>	78
<b>Pallet Coverage</b>	134 SqFt / 12.4 SqM
<b>Layers / Pallet</b>	13
<b>Unit Coverage</b>	1.72 SqFt / .16 SqM
<b>Pallet Weight</b>	1377 kg / 3035 lbs

Colour	SKU	Availability
Earth Blend	12050054	Stock
Shadow Blend	12050052	Stock

## SARANAK | Paving Slabs



WALKWAY



PATIO



POOL  
AREA



SARANAK SLAB  
16 x 16

Technical Data	
<b>Dimensions (WxLxH)</b>	400 x 400 x 50 mm 16 x 16 x 2 inch
<b>Unit of Measure</b>	Each
<b>Units / Pallet</b>	60
<b>Pallet Coverage</b>	103 SqFt / 9.6 SqM
<b>Layers / Pallet</b>	10
<b>Unit Coverage</b>	1.72 SqFt / .16 SqM
<b>Pallet Weight</b>	1064 kg / 2345 lbs

Colour	SKU	Availability
Earth Blend	12100045	Stock
Graphite	12101231	Stock
Shadow Blend	12100046	Stock



SARANAK SLAB  
16 x 24

Technical Data	
<b>Dimensions (WxLxH)</b>	400 x 600 x 50 mm 16 x 24 x 2 inch
<b>Unit of Measure</b>	Each
<b>Units / Pallet</b>	40
<b>Pallet Coverage</b>	106 SqFt / 9.8 SqM
<b>Layers / Pallet</b>	10
<b>Unit Coverage</b>	2.66 SqFt / .25 SqM
<b>Pallet Weight</b>	1056 kg / 2328 lbs

Colour	SKU	Availability
Earth Blend	12100043	Stock
Graphite	12102351	Stock
Shadow Blend	12100044	Stock



**FREE STANDING WALLS**


## MELVILLE™ WALL | Free Standing Walls



MELVILLE WALL

Technical Data	
<b>Dimensions (WxDxH)</b>	500 x 250 x 100 mm 20 x 10 x 4 inch
<b>Unit of Measure</b>	Each
<b>Units / Pallet</b>	48
<b>Pallet Coverage</b>	26.67 SqFt / 2.5 SqM 80 LF / 24.4 LM
<b>Layers / Pallet</b>	6
<b>Unit Coverage</b>	.56 SqFt
<b>Pallet Weight</b>	1364 kg / 3007 lbs

Colour	SKU	Availability
Charcoal	16050918	Stock
Grey	16051072	Stock
Rio	16050843	Stock




20" MELVILLE CAP

Technical Data	
<b>Dimensions (WxDxH)</b>	500 x 330 x 50 mm 20 x 13 x 2 inch
<b>Unit of Measure</b>	Each
<b>Units / Pallet</b>	60
<b>Pallet Coverage</b>	100 LF / 30.5 LM
<b>Layers / Pallet</b>	10
<b>Unit Coverage</b>	1.6 LF
<b>Pallet Weight</b>	1110 kg / 2448 lbs

Colour	SKU	Availability
Charcoal	16051073	Stock
Rio	121000094	Stock

## ASHLAR TANDEM™ WALL | Free Standing Walls



ASHLAR UNIT 1



ASHLAR UNIT 2



ASHLAR UNIT 3

Technical Data	
<b>Dimensions (LxDxH)</b>	1 - 347 x 76.2 x 177 mm 2 - 398 x 76.2 x 177 mm 3 - 457 x 76.2 x 177 mm 1 - 13 <sup>2</sup> / <sub>3</sub> x 3 x 7 inch 2 - 15 <sup>2</sup> / <sub>3</sub> x 3 x 7 inch 3 - 18 x 3 x 7 inch
<b>Unit of Measure</b>	SqFt
<b>Units / Pallet</b>	90
<b>Pallet Coverage</b>	70.1 SqFt / 6.5 SqM
<b>Layers / Pallet</b>	6
<b>Pallet Weight</b>	945 kg / 2083 lbs

Colour	SKU	Availability
Charcoal	16053003	Stock
Rustic	16053002	Stock
Victorian	16055046	Stock

### IMPORTANT NOTE

- 9 closed corner pieces per layer.



ASHLAR TANDEM™ PILLAR KIT | Free Standing Walls



PILLAR / POST



TANDEM PILLAR KIT

Technical Data	
<b>Dimensions</b>	Height - 42" Height - w/Cap - 45 1/4" Width - 21"
<b>Components</b>	48 - Veneers 48 - Modular Blocks 48 - Clips 2 - Caps
<b>Quantity</b>	2 Columns
<b>Pallet Weight</b>	1542 kg / 3400 lbs

Colour	SKU	Availability
Charcoal	38350112	Stock
Rustic	38350053	Stock
Victorian	38350063	Stock



TANDEM COLUMN CAP  
(TEXTURED EDGE)

Technical Data	
<b>Dimensions (LxDxH)</b>	600 x 400 x 82.5 mm 24 x 24 x 3 1/4"
<b>Unit of Measure</b>	Each
<b>Units / Pallet</b>	16
<b>Pallet Weight</b>	1072 kg / 2363 lbs

Colour	SKU	Availability
Charcoal	38350281	Stock
Rustic	38350282	Stock
Victorian	38350321	Stock

MELVILLE TANDEM™ WALL | Free Standing Walls



RETAINING WALL



GARDEN WALL



PLANTER BED



OUTDOOR STAIRS



PILLAR / POST



DURAFUSION



LONG MELVILLE  
(SMOOTH FINISH)

Technical Data	
<b>Dimensions (LxDxH)</b>	603 x 67 x 180 mm 23 3/4 x 2 5/8 x 7 1/16"
<b>Unit of Measure</b>	SqFt
<b>Units / Pallet</b>	40
<b>Pallet Coverage</b>	46.7 SqFt / 4.3 SqM
<b>Layers / Pallet</b>	4
<b>Unit Coverage</b>	1.15 SqFt / .11 SqM
<b>Pallet Weight</b>	659 kg / 1453 lbs

Colour	SKU	Availability
Charcoal	16054740	Stock
Mountain Ash*	16054739	Stock
Tofino Grey*	16054738	Stock

IMPORTANT NOTE

- DURAFUSION\*



TANDEM™ COMPONENTS | Free Standing Walls



MODULAR BLOCK

Technical Data	
<b>Dimensions (WxDxH)</b>	200 x 200 x 180 mm 8 x 8 x 7 1/16 inch
<b>Unit of Measure</b>	Each
<b>Units / Pallet</b>	128
<b>Layers / Pallet</b>	4
<b>Pallet Weight</b>	1222 kg / 2695 lbs

Colour	SKU	Availability
Grey	30156171	Stock

PRODUCT INFORMATION
<ul style="list-style-type: none"> <li>Pallet of Modular Block includes 1 box (148) of Tandem Modular Block Universal connectors.</li> </ul>



TANDEM MODULAR BLOCK UNIVERSAL CONNECTOR

Technical Data			
<b>Units / Box</b>	148	<b>Unit of Measure</b>	Box
<b>SKU:</b> 70972062			



TANDEM 8" CONNECTOR

Technical Data			
<b>Units / Box</b>	36	<b>Unit of Measure</b>	Bag
<b>SKU:</b> 70971501			



U START BASE BLOCK

Technical Data	
<b>Dimensions (LxDxH)</b>	458 x 300 x 89 mm 18 7/16 x 12 x 3 1/2
<b>Unit of Measure</b>	Each
<b>Units / Pallet</b>	56
<b>Pallet Coverage</b>	84 LF / 25.6 LM
<b>Layers / Pallet</b>	8
<b>Pallet Weight</b>	1343 kg / 2961 lbs


Colour	SKU	Availability
Grey	16051591	Stock



24" TANDEM WALL CAP (TEXTURED EDGE)

Technical Data	
<b>Dimensions (LxDxH)</b>	600 x 381 x 82 mm 24 x 15 x 3 1/4
<b>Unit of Measure</b>	Each
<b>Units / Pallet</b>	32
<b>Pallet Coverage</b>	64 LF / 19.5 LM
<b>Layers / Pallet</b>	8
<b>Pallet Weight</b>	1357 kg / 2993 lbs

Colour	SKU	Availability
Charcoal	16053004	Stock
Rustic	16053007	Stock
Victorian	10079116	Stock



24" TANDEM WALL CAP (SMOOTH EDGE)

Technical Data	
<b>Dimensions (LxDxH)</b>	600 x 400 x 60 mm 24 x 16 x 2 3/8
<b>Unit of Measure</b>	Each
<b>Units / Pallet</b>	32
<b>Pallet Coverage</b>	64 LF / 19.5 LM
<b>Layers / Pallet</b>	8
<b>Pallet Weight</b>	1428 kg / 3148 lbs

Colour	SKU	Availability
Charcoal	16054487	Stock
Grey	16054486	Stock

## STACKSTONE® | Free Standing Walls



GARDEN WALL



PLANTER BED



OUTDOOR STAIRS



PILLAR / POST



STACKSTONE STANDARD

Technical Data		Colour	SKU	Availability
<b>Dimensions (WxDxH)</b>	200 x 200 x 100 mm	Charcoal	16209243	Stock
<b>6" TAPERED BACK</b>	8 x 8 x 4 inch	Rustic	16209247	Stock
<b>Unit of Measure</b>	Each			
<b>Units / Pallet</b>	150			
<b>Pallet Coverage</b>	30 SqFt / 2.79 SqM			
<b>Layers / Pallet</b>	5			
<b>Unit Coverage</b>	5 / SqFt			
<b>Pallet Weight</b>	1200 kg / 2646 lbs			




STACKSTONE TIGHT RADIUS

Technical Data		Colour	SKU	Availability
<b>Dimensions (WxDxH)</b>	200 x 200 x 100 mm	Charcoal	16209255	Stock
<b>4" TAPERED BACK</b>	8 x 8 x 4 inch	Rustic	16209259	Stock
<b>Unit of Measure</b>	Each			
<b>Units / Pallet</b>	180			
<b>Layers / Pallet</b>	5			
<b>Pallet Weight</b>	1247 kg / 2750 lbs			



STACKSTONE CORNER

Technical Data		Colour	SKU	Availability
<b>Dimensions (WxDxH)</b>	200 x 275 x 100 mm	Charcoal	16209237	Stock
	8 x 11 x 4 inch	Rustic	16209241	Stock
<b>Unit of Measure</b>	Each			
<b>Units / Pallet</b>	48			
<b>Layers / Pallet</b>	3			
<b>Pallet Weight</b>	642 kg / 1415 lbs			



STACKSTONE CAP

Technical Data		Colour	SKU	Availability
<b>Dimensions (WxDxH)</b>	200 x 200 x 100 mm	Charcoal	16209231	Stock
<b>6" TAPERED BACK</b>	8 x 8 x 4 inch	Rustic	16209235	Stock
<b>Unit of Measure</b>	Each			
<b>Units / Pallet</b>	150			
<b>Pallet Coverage</b>	87.5 LF / 26.7 LM			
<b>Layers / Pallet</b>	5			
<b>Pallet Weight</b>	1200 kg / 2646 lbs			



## WESTON STONE | Free Standing Walls



COURTYARD WALL



PLANTER BED



PILLAR / POST



OUTDOOR KITCHEN




OUTDOOR STAIRS



WESTON STONE  
UNIVERSAL

Technical Data		Colour	SKU	Availability
<b>Dimensions (WxDxH)</b>	200 x 300 x 100 mm	Charcoal	129000234	Stock
	8 x 12 x 4 inch	Rustic	16259493	Stock
<b>Unit of Measure</b>	Each	Victorian	16252256	Stock
<b>Units / Pallet</b>	100			
<b>Pallet Coverage</b>	33 SqFt / 3.1 SqM			
<b>Layers / Pallet</b>	5			
<b>Unit Coverage</b>	3 (Based on vertical layout)			
<b>Pallet Weight</b>	1253 kg / 2762 lbs			

## MARINA COPING UNIT | Free Standing Walls



MARINA COPING  
6 X 12

Technical Data		Colour	SKU	Availability
<b>Dimensions (WxDxH)</b>	150 x 300 x 60 mm	Midnight	10202020	Stock
	6 x 12 x 2 <sup>3</sup> / <sub>8</sub> inch			
<b>Unit of Measure</b>	Each			
<b>Units / Pallet</b>	126			
<b>Layers / Pallet</b>	3			
<b>Pallet Coverage</b>	63 LF / 19.2 LM			
<b>Pallet Weight</b>	782 kg / 1725 lbs			



**RETAINING WALLS**

## AB® COLLECTION 6° | Retaining Walls



RETAINING WALL



OUTDOOR STAIRS



ENGINEERING SUPPORT



WALL SETBACK



AB CLASSIC (6°)

Technical Data	
<b>Dimensions (WxDxH)</b>	460 x 300 x 200 mm 18 x 12 x 8 inch
<b>Unit of Measure</b>	Each
<b>Units / Pallet</b>	40
<b>Pallet Coverage</b>	40 SqFt / 3.7 SqM 60 LF / 18.3 LM
<b>Layers / Pallet</b>	5
<b>Unit Coverage</b>	1 / SqFt
<b>Pallet Weight</b>	1526 kg / 3365 lbs

Colour	SKU	Availability
Charcoal	16059025	Stock
Grey	16209264	Stock
Manitoba Stone	16054461	Special Order
Rocky Mountain	16059026	Stock
Silverado	16059028	Stock



AB 12° CORNER (6°)

Technical Data	
<b>Dimensions (WxDxH)</b>	300 x 200 x 200 mm 12 x 8 x 8 inch
<b>Unit of Measure</b>	Each
<b>Units / Pallet</b>	40
<b>Layers / Pallet</b>	2
<b>Pallet Weight</b>	1068 kg / 2355 lbs

Colour	SKU	Availability
Charcoal	16059018	Stock
Grey	16059020	Stock
Manitoba Stone	16059021	Stock
Rocky Mountain	16059022	Special Order
Silverado	16059024	Stock



AB 16° CORNER (6°)

Technical Data	
<b>Dimensions (WxDxH)</b>	400 x 200 x 200 mm 16 x 8 x 8 inch
<b>Unit of Measure</b>	Each
<b>Units / Pallet</b>	30
<b>Layers / Pallet</b>	2
<b>Pallet Weight</b>	980 kg / 2161lbs

Colour	SKU	Availability
Charcoal	16055022	Stock
Grey	16055021	Stock
Manitoba Stone	16055141	Stock
Rocky Mountain	16055023	Special Order
Silverado	16054594	Stock

**AB® COLLECTION COPING UNITS | Retaining Walls**



12" CAP WITH  
3" OVER HANG

Technical Data	
<b>Dimensions (WxDxH)</b>	300 x 300 x 90mm 12 x 12 x 3 1/2 inch
<b>Unit of Measure</b>	Each
<b>Units / Pallet</b>	96
<b>Layers / Pallet</b>	8
<b>Pallet Coverage</b>	96 LF / 29.2 LM
<b>Pallet Weight</b>	1715 kg / 3781lbs

Colour	SKU	Availability
Charcoal	16059093	Stock
Grey	16059095	Stock
Manitoba Stone	16059096	Stock
Rocky Mountain	16059097	Special Order
Silverado	16059099	Stock

**AB® METROPOLITAN | Retaining Walls**



RETAINING WALL




OUTDOOR STAIRS



ENGINEERING SUPPORT




6° WALL SETBACK



AB METROPOLITAN  
CLASSIC (6°)

Technical Data	
<b>Dimensions (WxDxH)</b>	460 x 300 x 200 mm 18 x 12 x 8 inch
<b>Unit of Measure</b>	Each
<b>Units / Pallet</b>	40
<b>Pallet Coverage</b>	40 SqFt / 3.7 SqM 60 LF / 18.3 LM
<b>Layers / Pallet</b>	4
<b>Unit Coverage</b>	1 / SqFt
<b>Pallet Weight</b>	1496 kg / 3298 lbs

Colour	SKU	Availability
Granville Grey	16054386	Stock
Silverado	16054384	Stock



AB METROPOLITAN  
16" CORNER (6°)

Technical Data	
<b>Dimensions (WxDxH)</b>	400 x 200 x 200 mm 16 x 8 x 8 inch
<b>Unit of Measure</b>	Each
<b>Units / Pallet</b>	30
<b>Layers / Pallet</b>	2
<b>Pallet Weight</b>	980 kg / 2161 lbs

Colour	SKU	Availability
Granville Grey	16100203	Stock
Silverado	16100201	Stock

## AB® METROPOLITAN | Retaining Walls



RETAINING WALL



OUTDOOR STAIRS



ENGINEERING SUPPORT



WALL SETBACK



18" AB METROPOLITAN PRO CAP

Technical Data		Colour	SKU	Availability
<b>Dimensions (WxDxH)</b>	460 x 300 x 95 mm	Charcoal	16054388	Stock
	18 x 12 x 3 3/4 inch	Granville Grey	16054389	Stock
<b>Unit of Measure</b>	Each			
<b>Units / Pallet</b>	56			
<b>Layers / Pallet</b>	7			
<b>Pallet Coverage</b>	84 LF / 25.6 LM			
<b>Pallet Weight</b>	1494 kg / 3293 lbs			

## PISA2® | Retaining Walls



RETAINING WALL



OUTDOOR STAIRS



ENGINEERING SUPPORT



WALL SETBACK



PISA2 STANDARD

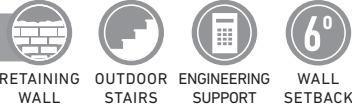
Technical Data		Colour	SKU	Availability
<b>Dimensions (WxDxH)</b>	200 x 300 x 150 mm	Charcoal	16059126	Stock
	6" TAPERED BACK	Rustic	16059130	Special Order
<b>Unit of Measure</b>	Each	Victorian	16056248	Stock
<b>Units / Pallet</b>	72			
<b>Pallet Coverage</b>	24 SqFt / 2.2 SqM			
	48 LF / 14.6 LM			
<b>Layers / Pallet</b>	3			
<b>Unit Coverage</b>	3 / SqFt			
<b>Pallet Weight</b>	1391 kg / 3067 lbs			



PISA2 TAPERED

Technical Data		Colour	SKU	Availability
<b>Dimensions (WxDxH)</b>	200 x 300 x 150 mm	Charcoal	16059136	Stock
	8 x 12 x 6 inch	Rustic	16059140	Special Order
<b>Unit of Measure</b>	Each	Victorian	16056249	Stock
<b>Units / Pallet</b>	72			
<b>Layers / Pallet</b>	3			
<b>Unit Coverage</b>	3 / SqFt			
<b>Pallet Weight</b>	1270 kg / 2800 lbs			

## PISA2® | Retaining Walls



PISA2 CORNER

Technical Data		Colour	SKU	Availability
<b>Dimensions (WxDxH)</b>	500 x 200 x 150 mm	Charcoal	16059116	Stock
	20 x 8 x 6 inch	Rustic	16059120	Special Order
<b>Unit of Measure</b>	Each	Victorian	16056247	Stock
<b>Units / Pallet</b>	36			
<b>Layers / Pallet</b>	3			
<b>Pallet Weight</b>	1148 kg / 2531 lbs			

## PISA2® COPING UNITS | Retaining Walls



18" CAPSTONE

Technical Data		Colour	SKU	Availability
<b>Dimensions (WxDxH)</b>	457 x 305 x 76 mm	Charcoal	16209221	Stock
	18 x 12 x 3 inch	Grey	16209223	Stock
<b>Unit of Measure</b>	Each			
<b>Units / Pallet</b>	64			
<b>Layers / Pallet</b>	8			
<b>Pallet Coverage</b>	96 LF / 29.3 LM			
<b>Pallet Weight</b>	1396 kg / 3079 lbs			



REVERSE-A-CAP

Technical Data		Colour	SKU	Availability
<b>Dimensions (WxDxH)</b>	200 x 356 x 76 mm	Charcoal	16209226	Stock
	7" TAPERED BACK	Grey	16209228	Stock
<b>Unit of Measure</b>	Each			
<b>Units / Pallet</b>	120			
<b>Layers / Pallet</b>	10			
<b>Pallet Coverage</b>	74.4 LF / 22.73 LM			
<b>Pallet Weight</b>	1277 kg / 2815 lbs			

## SIENASTONE® | Retaining Walls



RETAINING  
WALL



OUTDOOR  
STAIRS



ENGINEERING  
SUPPORT



7°  
WALL  
SETBACK



SIENASTONE 333

Technical Data	
<b>Dimensions (WxDxH)</b>	1000 x 333 x 185 mm 39 x 13 x 7 <sup>3</sup> / <sub>8</sub> inch
<b>Unit of Measure</b>	Each
<b>Units / Pallet</b>	9
<b>Pallet Coverage</b>	18 SqFt / 1.67 SqM 39 LF / 41.9 LM
<b>Layers / Pallet</b>	3
<b>Unit Coverage</b>	.5 / SqFt
<b>Pallet Weight</b>	1179 kg / 2599 lbs

Colour	SKU	Availability
Charcoal	16059155	Special Order
Grey	16059157	Special Order



SIENASTONE 500

Technical Data	
<b>Dimensions (WxDxH)</b>	1000 x 500 x 185 mm 39 x 20 x 7 <sup>3</sup> / <sub>8</sub> inch
<b>Unit of Measure</b>	Each
<b>Units / Pallet</b>	6
<b>Pallet Coverage</b>	12 SqFt / 1.1 SqM 19.5 LF / 6 LM
<b>Layers / Pallet</b>	3
<b>Unit Coverage</b>	.5 / SqFt
<b>Pallet Weight</b>	1200 kg / 2646 lbs

Colour	SKU	Availability
Charcoal	16059158	Special Order
Grey	16059160	Special Order



SIENASTONE 925

Technical Data	
<b>Dimensions (WxDxH)</b>	1000 x 925 x 185 mm 39 x 36 x 7 <sup>3</sup> / <sub>8</sub> inch
<b>Unit of Measure</b>	Each
<b>Units / Pallet</b>	3
<b>Pallet Coverage</b>	6 SqFt / .56 SqM 9.75 LF / 2.8 LM
<b>Layers / Pallet</b>	3
<b>Unit Coverage</b>	.5 / SqFt
<b>Pallet Weight</b>	1200 kg / 2646 lbs

Colour	SKU	Availability
Charcoal	16059161	Special Order
Grey	16059163	Special Order

## SIENASTONE® | Retaining Walls



RETAINING WALL



OUTDOOR STAIRS



ENGINEERING SUPPORT



7° WALL SETBACK



SIENASTONE CORNER

Technical Data		Colour	SKU	Availability
<b>Dimensions (WxDxH)</b>	1000 x 500 x 185 mm	Charcoal	16059146	Special Order
	39 x 20 x 7 <sup>3</sup> / <sub>8</sub> inch	Grey	16059148	Special Order
<b>Unit of Measure</b>	Each			
<b>Units / Pallet</b>	6			
<b>Layers / Pallet</b>	3			
<b>Pallet Weight</b>	1278 kg / 2817 lbs			



SIENASTONE CURVE

Technical Data		Colour	SKU	Availability
<b>Dimensions (WxDxH)</b>	500 x 500 x 185	Charcoal	16159048	Special Order
	20 x 20 x 7 <sup>3</sup> / <sub>8</sub> inch	Grey	16059154	Special Order
<b>Unit of Measure</b>	Each			
<b>Units / Pallet</b>	12			
<b>Layers / Pallet</b>	3			
<b>Pallet Weight</b>	1116 kg / 2460 lbs			



SIENASTONE CAP

Technical Data		Colour	SKU	Availability
<b>Dimensions (WxDxH)</b>	1000 x 500 x 185 mm	Charcoal	16059142	Special Order
	39 x 20 x 7 <sup>3</sup> / <sub>8</sub> inch	Grey	16059144	Special Order
<b>Unit of Measure</b>	Each			
<b>Units / Pallet</b>	6			
<b>Pallet Coverage</b>	19.5 LF / 5.9 LM			
<b>Layers / Pallet</b>	3			
<b>Pallet Weight</b>	1218 kg / 2685 lbs			





**STEPS**

## LANDINGS™ STEP UNIT | Steps



LANDINGS STEP UNIT

Landing ▶



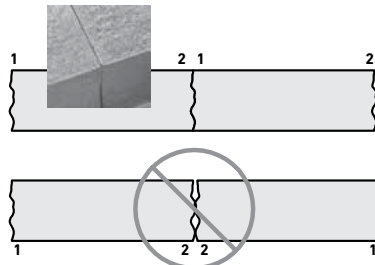
Stair Tread ▶

Technical Data	
<b>Dimensions (WxDxH)</b>	1219 x 457 x 152 mm 48 x 18 x 6 inch
<b>Unit of Measure</b>	Each
<b>Units / Pallet</b>	6
<b>Pallet Coverage</b>	24 LF / 7.3 LM
<b>Pallet Weight</b>	1680 kg / 2574 lbs

Colour	SKU	Availability
BlueStone	16201620	Stock
Desert Tan	16201622	Stock
Midnight	16201623	Stock

### IMPORTANT NOTE

- 9 Each Landings™ Step Unit is manufactured with 2 unique face patterns
- The step units are palletized and packaged for easy skid-steer loader removal.
- Care needs to be taken in handling these units. If a blemish occurs on one side of unit, rotate 180° before setting unit into place.



The textures on sides 1 and 2 are designed to nest with each other with minimal gapping between the units.

## SIENASTONE® | Steps



SIENASTONE CAP

Technical Data	
<b>Dimensions (WxDxH)</b>	1000 x 500 x 185 mm 39 x 20 x 7 <sup>3</sup> / <sub>8</sub> inch
<b>Unit of Measure</b>	Each
<b>Units / Pallet</b>	6
<b>Pallet Coverage</b>	19.5 LF / 5.9 LM
<b>Layers / Pallet</b>	3
<b>Pallet Weight</b>	1218 kg / 2685 lbs

Colour	SKU	Availability
Charcoal	16059142	Special Order
Grey	16059144	Special Order



**PAVER / SLAB / WALL ACCESSORIES**

**EDGE RESTRAINT | Accessories**




Product	SKU	Availability	Length	Packaging	UOM
Smooth Landscape Spike	10059024	Stock	10"	Approx. 180/ Box (50lbs)	Box




8' SNAP EDGE

Product	SKU	Availability	Coverage	Packaging	UOM
Snap Edge - Each	10050251	Stock	8' / 96"	Piece	Each
Snap Edge - Bundle	10050251	Stock	192' / 2304"	24 pcs / bundle	Bundle
Snap Edge - Pallet	10050251	Stock	5376' / 64512"	28 bundles / pallet Pallet (657 kg)	Pallet



**Snap Edge Dimensions**

- 96" (Length) x 1 7/8" (Back Edge) x 2 7/8" (Width)



PERMEDGE PERMEABLE EDGING - 8'

Product	SKU	Availability	Coverage	Packaging	UOM
PermEdge - Each	10050087	Special Order	8' w/ 4' Grid	Piece	Each
PermEdge - Bundle	10050087	Special Order	512'	64 pcs / pallet Pallet (95 kg)	Bundle



100% Recycled Material

**POLYMERIC SAND & COMPOUND | Accessories**



TECHNISEAL NOCO

Technical Data	
Bag Size	22.7 kg / 50 lbs
Bags / Pallet	56
Coverage NARROW JOINT	Max 120 SqFt
Coverage WIDE JOINT	20 - 40 SqFt
Pallet Weight	1271 kg / 2802 lbs

Product	SKU	Availability
Desert Tan	40104121	Stock
Iron Grey	40104120	Stock



STORM JOINTING COMPOUND

Technical Data	
Bucket Size	18.1 kg / 40 lbs
Buckets / Pallet	50
Coverage	90 - 125 SqFt
Pallet Weight	930 kg / 2050 lbs

Product	SKU	Availability
Granite	40105084	Stock
Tan	40105082	Stock

## POLYMERIC SAND & COMPOUND | Accessories

**NEW PRODUCT**



TECHNISEAL RG+

Technical Data	
<b>Bag Size</b>	22.7 kg / 50 lbs
<b>Bags / Pallet</b>	56
<b>Coverage NARROW JOINT</b>	Up to 120 SqFt
<b>Coverage WIDE JOINT</b>	Up to 40 SqFt
<b>Pallet Weight</b>	1271 kg / 2802 lbs

Product	SKU	Availability
Granite	40105160	Stock
Tan	40100593	Stock



TECHNISEAL SMART SAND

Technical Data	
<b>Bag Size</b>	22.7 kg / 50 lbs
<b>Bags / Pallet</b>	56
<b>Coverage NARROW JOINT</b>	60 - 75 SqFt
<b>Coverage WIDE JOINT</b>	25 - 40 SqFt
<b>Pallet Weight</b>	1271 kg / 2802 lbs

Product	SKU	Availability
Granite	40101219	Stock
Pacific Grey	40101221	Stock
Tan	40101218	Stock
Urban Grey	40101220	Stock



TECHNISEAL HP NEXTGEL

Technical Data	
<b>Bag Size</b>	22.7 kg / 50 lbs
<b>Bags / Pallet</b>	56
<b>Coverage NARROW JOINT</b>	Up to 120 SqFt
<b>Coverage WIDE JOINT</b>	Up to 40 SqFt
<b>Pallet Weight</b>	1271 kg / 2802 lbs

Product	SKU	Availability
Black	40108003	Stock
Granite	40100597	Stock
Ivory	40105613	Stock
Pacific Grey	40100600	Stock
Tan	40100596	Stock
Urban Grey	40100598	Stock

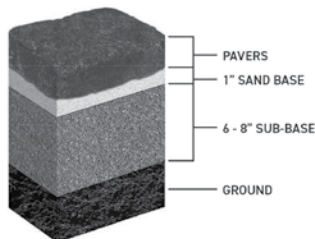
## NEXTBASE | Accessories

**NEW PRODUCT**




Product	SKU	Availability	UOM
Black (10 units)	70971011	Stock	Bundle

**TRADITIONAL METHOD**  
(Approx. 9 - 11" of excavation)



**NEXTBASE™ METHOD**  
(Approx. 3" of excavation)



## DYNAMEX RISE IT PEDESTAL | Accessories


Product	SKU	Availability	Height	Packaging	UOM
1/2" Dynamax Rise-It Paver Riser - 3mm Spacer	70660261	Stock	1/2"	100	Box
1/8" Dynamax Rise-It Paver Riser - 3mm Spacer	70660275	Stock	1/8"	100	Box
Dynamax Rise-It Paver Riser - Flat Top	70660085	Stock	1/2"	100	Box
Dynamax Rise-It 1/16" Shim	70669092	Stock	1/16"	400	Box



PAVER RISER 1/2"



PAVER RISER 1/8"



PAVER RISER - FLAT



SHIM 1/16"

## BLACKJACK® ONE STEP | Accessories

Product	SKU	Availability	Height Range	Packaging	UOM
BlackJack® OneStep Pedestal	70972571	Stock	1 - 1 3/4"	40	Bag
BlackJack® 20mm Extender	70972570	Stock	3/4"	76	Box
BlackJack® 40mm Extender	70972572	Stock	1 1/2"	40	Box
BlackJack® HalfStep Pedestal	70972573	Stock	1/2 - 1"	66	Bag
BlackJack® BJ 4 mm	70972569	Stock	0.16"	200	Box



BLACKJACK®  
ONESTEP PEDESTAL



BLACKJACK®  
20MM EXTENDER



BLACKJACK®  
40MM EXTENDER



BLACKJACK®  
HALFSTEP PEDESTAL



BLACKJACK®  
BJ 4MM

## BLACKJACK® PEDESTAL | Accessories

Product	SKU	Availability	Height Range	Packaging	UOM
BlackJack® 3 Screw Jack Pedestal	70972575	Stock	74 - 117mm	34	Box
BlackJack® 4 Screw Jack Pedestal	70972576	Stock	117 - 201 mm	20	Box
BlackJack® 5 Screw Jack Pedestal	70972577	Stock	197 - 281mm	12	Box
BlackJack® 3mm Spacer Tab	70972580	Stock	15mm	540	Box
BlackJack® Coupler	70972578	Stock	Max 245mm	27	Box
BlackJack® Top Slope Corrector	70972583	Stock	0 - 5%	216	Box
BlackJack® 2mm Shim	70972579	Stock	2mm	400	Box
BlackJack® Joist Holder	70972582	Stock		94	Box

### IMPORTANT NOTE

- BlackJack Screw Jack Pedestal 3/4 /5 are sold with accompanying 3mm Spacer Tabs.



BlackJack®  
3 Screw Jack



BlackJack®  
4 Screw Jack



BlackJack®  
5 Screw Jack



3mm Spacer Tab



BlackJack®  
Coupler



BlackJack®  
Top Slope Corrector



BlackJack®  
2mm Shim



BlackJack®  
Joist Holder

## TECHNISEAL STRUCTURE BOND ADHESIVE | Accessories




ADHESIVE   CLEANER   APPLICATOR GUN

### PRODUCT INFORMATION


- Equal to 5+ Large standard Tubes (28oz) Adhesive
- Strong adhesion
- No user fatigue
- No messy leaks

Product	SKU	Packaging	Availability	UOM
TSL Structure Bond Adhesive (24 oz)	70975914	12 Tubes / Box	Stock	Box
Structure Bond Gun II	60050802	12 Applicators / Box	Stock	Box
Structure Bond Foam Cleaner (16.9 oz)	70975915	12 Tubes / Box	Stock	Box

## GEOGRID | Accessories



Product	SKU	Coverage	Availability	Rolls / Pallet	Roll Weight
Mirafi® 3XT - 6' x 150' - Uniaxial	70201382	900 SqFt	Stock	30	30kg / 67lb
Mirafi® 5XT - 6' x 300' - Uniaxial	70201391	900 SqFt	Special Order	15	70kg/154lb



Product	SKU	Coverage	Availability	Rolls / Pallet	Roll Weight
AB Reinforcement Grid 3' x 50' - Biaxial	70209000	153 SqFt	Stock	36	2.7kg / 6lb
AB Reinforcement Grid 4' x 50' - Biaxial	70200321	198 SqFt	Stock	36	3.6kg / 8lb

## SLEEVE-IT® SD-1 FENCE POST ANCHOR SYSTEM | Wall Accessories



### PRODUCT INFORMATION

- Integrates stable fence footings into the support structure of retaining walls
- Maximizes usable real estate at the top of a retaining wall
- Shortens construction time for retaining walls with summit fencing.

Product	SKU	Size	Availability	UOM	Weight
Sleeve-It SD-1	70201032	15.3 x 23.4 x 30.6"	Stock	Each	2.7kg / 6lb

## WALL DRAIN PRO | Wall Accessories



Product	SKU	Details	Availability	Units / Box	UOM
Wall Drain Pro (Black)	70669091	Designed for blocks 8" or smaller - Snaps into 4" drain tile	Stock	12	Box



**YARDSCAPES**



## DEK BLOCK & DECK BLOCK ADJUSTER | Yardscapes



DECK  
SUPPORT



SHED  
SUPPORT

**NEW  
PRODUCT**




DEK BLOCK PLUS

Product	SKU	Units / Pallet	Availability	Pallet Weight	UOM
7.28 x 10.98 x 10.98" 185 X 279 X 279mm	165500043	48	Stock	1069 kg 2358 lb	Each

### PRODUCT INFORMATION

- Accepts 4x4 or 6x6 post



DEK BLOCK

Product	SKU	Units / Pallet	Availability	Pallet Weight	UOM
Grey (12 x 12 x 8")	12059028	48	Stock	1069 kg 2358 lb	Each



DECK BLOCK ADJUSTER

SKU	Units / Package	Availability	UOM
70669005	20	Stock	Box

### PRODUCT INFORMATION

- Deck Block Adjuster makes leveling a deck easy. The steel insert fits the DEK Block and adjusts to the desired height.

## PLANTER BLOCK | Yardscapes



BENCH/  
SEAT WALL




RAISED  
GARDEN




PLANTER  
BLOCK

Technical Data		Colour	SKU	Availability
<b>Dimensions (WxDxH)</b>	197 x 197 x 140 mm	Tan	16202686	Stock
	7.7 x 7.7 x 5.5 inch	Charcoal	16203881	Stock
<b>Unit of Measure</b>	Each			
<b>Units / Pallet</b>	120			
<b>Pallet Weight</b>	1328 kg / 2928 lbs			



## DECK PAD | Yardscapes



DECK PAD

Technical Data	
<b>Dimensions (WxDxH)</b>	12 x 12 x 4 inch
<b>Unit of Measure</b>	Each
<b>Units / Pallet</b>	60
<b>Pallet Weight</b>	1118 kg / 2465 lbs

Colour	SKU	Availability
Grey	38359000	Stock


## FOUNDATION PAD | Yardscapes



18 x 18 x 3  
Foundation Pad

Technical Data	
<b>Dimensions (WxDxH)</b>	457 x 457 x 76 mm 18 x 18 x 3 inch
<b>Unit of Measure</b>	Each
<b>Units / Pallet</b>	40
<b>Pallet Weight</b>	1404 kg / 3096 lbs

Colour	SKU	Availability
Grey	38359001	Stock



18 x 18 x 6  
Foundation Pad

Technical Data	
<b>Dimensions (WxDxH)</b>	457 x 457 x 152 mm 18 x 18 x 6 inch
<b>Unit of Measure</b>	Each
<b>Units / Pallet</b>	20
<b>Pallet Weight</b>	1404 kg / 3096 lbs

Colour	SKU	Availability
Grey	38359002	Stock


**BELTIS FIRE PIT KIT | Yardscapes**



BELTIS FIRE PIT KIT WITH SPARK ARRESTOR AND INSERT

Technical Data		Colour	SKU	Availability
<b>Inside Diameter</b>	32 inch / 813 mm	Earth Blend	12052855	Stock
<b>Outside Diameter</b>	43 inch / 1092 mm	Shadow Blend	12052854	Stock
<b>Height</b>	12 inch / 305 mm			
<b>Unit of Measure</b>	Each			
<b>Pallet Weight</b>	481 kg / 1060 lbs			
<b>Components</b>	Insert, spark arrestor, stone			

**MELVILLE™ FIRE PIT KIT | Yardscapes**



MELVILLE FIRE PIT KIT WITH SQUARE SPARK ARRESTOR

Technical Data		Colour	SKU	Availability
<b>Inside Diameter</b>	30 inch / 762 mm	Charcoal	127500055	Stock
<b>Outside Diameter</b>	50 inch / 1270 mm	Rio	127500054	Stock
<b>Height</b>	12 inch / 305 mm			
<b>Unit of Measure</b>	Each			
<b>Pallet Weight</b>	481 kg / 1060 lbs			
<b>Components</b>	Spark arrestor, stone			

**STACKSTONE® FIRE PIT KIT | Yardscapes**



STACKSTONE® FIRE PIT KIT

Technical Data		Colour	SKU	Availability
<b>Inside Diameter</b>	25 inch / 635 mm	Charcoal	12059514	Stock
<b>Outside Diameter</b>	41 inch / 1041 mm	Rustic	12059520	Stock
<b>Height</b>	16 inch / 406 mm			
<b>Unit of Measure</b>	Each			
<b>Pallet Weight</b>	481 kg / 1060 lbs			
<b>Components</b>	spark arrestor and stone			

## WESTON STONE PIT KIT | Yardscapes



WESTON STONE  
FIRE PIT KIT WITH SQUARE  
SPARK ARRESTOR

Technical Data	
<b>Inside Diameter</b>	28 inch / 711 mm
<b>Outside Diameter</b>	44 inch / 1118 mm
<b>Height</b>	12 inch / 305 mm
<b>Unit of Measure</b>	Each
<b>Pallet Weight</b>	540 kg / 1190 lbs
<b>Components</b>	spark arrestor and stone

Colour	SKU	Availability
Charcoal	127500067	Stock
Rustic	127500066	Stock
Victorian	127500056	Stock




WESTON STONE  
FIRE PIT KIT WITH CLAM  
SHELL SPARK ARRESTOR

Technical Data	
<b>Inside Diameter</b>	28 inch / 711 mm
<b>Outside Diameter</b>	44 inch / 1118 mm
<b>Height</b>	12 inch / 305 mm
<b>Unit of Measure</b>	Each
<b>Pallet Weight</b>	540 kg / 1190 lbs
<b>Components</b>	spark arrestor and stone

Colour	SKU	Availability
Charcoal	127500065	Stock
Rustic	127500064	Stock
Victorian	127500063	Stock


## WESTON STONE SMOOTH PIT KIT | Yardscapes



WESTON STONE SMOOTH  
FIRE PIT KIT WITH SQUARE  
SPARK ARRESTOR

Technical Data	
<b>Inside Diameter</b>	28 inch / 711 mm
<b>Outside Diameter</b>	44 inch / 1118 mm
<b>Height</b>	12 inch / 305 mm
<b>Unit of Measure</b>	Each
<b>Pallet Weight</b>	540 kg / 1190 lbs
<b>Components</b>	spark arrestor and stone

Colour	SKU	Availability
Charcoal	127500062	Stock
Rustic	127500061	Stock
Victorian	127500060	Stock



WESTON STONE SMOOTH  
FIRE PIT KIT WITH CLAM  
SHELL SPARK ARRESTOR

Technical Data	
<b>Inside Diameter</b>	28 inch / 711 mm
<b>Outside Diameter</b>	44 inch / 1118 mm
<b>Height</b>	12 inch / 305 mm
<b>Unit of Measure</b>	Each
<b>Pallet Weight</b>	540 kg / 1190 lbs
<b>Components</b>	spark arrestor and stone

Colour	SKU	Availability
Charcoal	127500059	Stock
Rustic	127500058	Stock
Victorian	127500057	Stock


## BBQ BLOCK | Yardscapes



BBQ BLOCK

Technical Data	
<b>Dimensions (WxDxH)</b>	300 x 93 x 100 mm 24 x 3.6 x 8 inch
<b>Unit of Measure</b>	Each
<b>Units / Pallet</b>	72
<b>Pallet Weight</b>	1243 kg / 2741 lbs

Colour	SKU	Availability
Charcoal	12059474	Stock
Grey	12059475	Stock
Red	12059476	Stock



BBQ BLOCK FIRE PIT

### PRODUCT INFORMATION


- 7 blocks per row are required.
- 24" inside diameter
- BBQ Block Fire Pit is not available as a kit. Block and spark arrestor sold separately.

## SPARK ARRESTORS | Yardscapes



24" BBQ SPARK ARRESTOR

Colour	SKU	Availability
Unpainted	70669002	Stock



25" STACKSTONE® SPARK ARRESTOR

Colour	SKU	Availability
Unpainted	70559226	Stock




32" BELTIS SPARK ARRESTOR

Colour	SKU	Availability
Black	70585010	Stock



32" BELTIS INSERT

Colour	SKU	Availability
Black	70580260	Stock



28" SQUARE SPARK ARRESTOR

Colour	SKU	Availability
Unpainted	70551011	Stock



CLAM SHELL SPARK ARRESTOR & INSERT

Colour	SKU	Availability
Black	70300186	Stock

## EDGERS | Yardscapes



STRATUS EDGER

Technical Data	
<b>Dimensions (WxDxH)</b>	300 x 80 x 80 mm 12 x 3 x 3 inch
<b>Unit of Measure</b>	Each
<b>Units / Pallet</b>	320
<b>Pallet Coverage</b>	320 LF / 97.5 LM
<b>Layers / Pallet</b>	8
<b>Pallet Weight</b>	1322 kg / 2914 lbs

Colour	SKU	Availability
Shadow Blend	14200003	Stock



ICON EDGER

Technical Data	
<b>Dimensions (WxDxH)</b>	300 x 93 x 100 mm 12 x 3.5 x 4 inch
<b>Unit of Measure</b>	Each
<b>Units / Pallet</b>	200
<b>Pallet Coverage</b>	200 LF / 70 LM
<b>Layers / Pallet</b>	5
<b>Pallet Weight</b>	1428 kg / 3148 lbs

Colour	SKU	Availability
Charcoal	14209051	Stock
Grey	14209053	Stock



**SOLAR SOLUTIONS**

**SOLAR SOLUTIONS**



SOLAR SLAB

Technical Data	
<b>Dimensions (WxDxH)</b>	193 x 40 x 390 mm 7.625 x 1.57 x 15.3 inch
<b>Unit of Measure</b>	Each
<b>Units / Pallet</b>	108
<b>Pallet Weight</b>	733 kg / 1616 lbs

Colour	SKU	Availability
Grey	12056010	Stock



SOLAR BLOCK  
(90 / PALLET)

Technical Data	
<b>Dimensions (WxDxH)</b>	193 x 90 x 390 mm 7.625 x 3.5 x 15.3 inch
<b>Unit of Measure</b>	Each
<b>Units / Pallet</b>	90
<b>Pallet Weight</b>	1288 kg / 2840 lbs


Colour	SKU	Availability
Grey	32317015	Stock



SOLAR BLOCK  
(30 / PALLET)

Technical Data	
<b>Dimensions (WxDxH)</b>	193 x 90 x 390 mm 7.625 x 3.5 x 15.3 inch
<b>Unit of Measure</b>	Each
<b>Units / Pallet</b>	30
<b>Pallet Weight</b>	444 kg / 980 lbs

Colour	SKU	Availability
Grey	32317699	Stock








**MASONRY / BAGGED PRODUCT**


## MASONRY BLOCK



10CM MASONRY  
BLOCK

Technical Data			
190 x 90 x 390	mm	Measurement	WxDxH
8 x 4 x 16	inch	Unit of Measure	Each
-----			
Units / Pallet	150	Pallet (kg)	1837
		Pallet (lb)	4050


Colour	SKU	Availability
Grey	30169113	Stock



15CM  
MASONRY BLOCK

Technical Data			
190 x 140 x 190	mm	Measurement	WxDxH
8 x 6 x 8	inch	Unit of Measure	Each
-----			
Units / Pallet	105	Pallet (kg)	1440
		Pallet (lb)	3175


Colour	SKU	Availability
Grey	30169118	Stock



20CM MASONRY  
BLOCK

Technical Data			
190 x 190 x 390	mm	Measurement	WxDxH
8 x 8 x 16	inch	Unit of Measure	Each
-----			
Units / Pallet	90	Pallet (kg)	1498
		Pallet (lb)	3303

Colour	SKU	Availability
Grey	30169127	Stock



25CM MASONRY  
BLOCK

Technical Data			
190 x 240 x 390	mm	Measurement	WxDxH
8 x 10 x 16	inch	Unit of Measure	Each
-----			
Units / Pallet	90	Pallet (kg)	1446
		Pallet (lb)	3190

Colour	SKU	Availability
Grey	30169134	Stock



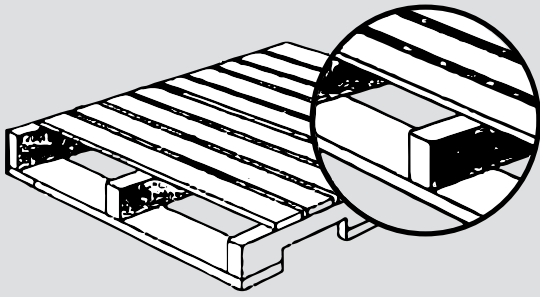
CONCRETE BRICK

Technical Data			
95 x 60 x 190	mm	Measurement	WxDxH
4 x 2 <sup>3</sup> / <sub>8</sub> x 8	inch	Unit of Measure	Each
-----			
Units / Pallet	90	Pallet (kg)	1467
		Pallet (lb)	3234

Colour	SKU	Availability
Grey	25102152	Stock

# Pallet Return Guide

You will be charged a deposit on all pallets sold in conjunction with Products of \$35. A credit of \$35 per pallet will be issued only for pallets that are returned in usable or saleable condition. Damaged pallets are defined as pallets with two or more boards and/or one stringer missing or broken. You are responsible for managing empty pallets on job sites and transporting empty pallets to Oldcastle APG Canada West. Accepted pallets are limited to Abbotsford, Expocrete, Oldcastle, Basalite and Sakrete branded pallets only.

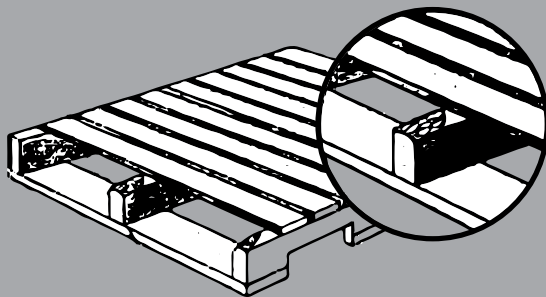
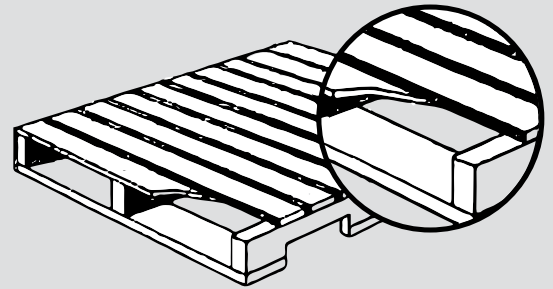


## Returnable Pallet

Missing board, but stringers are still intact

## Returnable Pallet

Broken board, but stringers are still intact

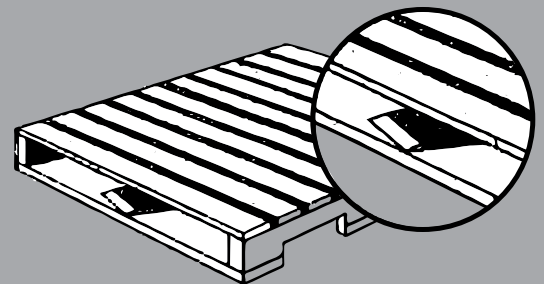


## Unreturnable Pallet

Stringers have broken ends.

## Unreturnable Pallet


Stringers are broken





**COLOUR GUIDE**

**PAVERS & SLABS**



**Important Information**

» Colour availability will vary by product.



DuraFusion\* fuses a top layer of rich pigments. The result is a richness and purity of colour that is sleek and vibrant.

## WALLS



### Important Information

» Colour availability will vary by product.



Durafusion\* fuses a top layer of rich pigments. The result is a richness and purity of colour that is sleek and vibrant.

MIRAGE

Glocal



  IDEAL  
GC 03



 TYPE  
GC 04



 CLASSIC  
GC 05



 ABSOLUTE  
GC 06

Noon



DAYLIGHT NN01



EMBER NN02



HONEY NN03

Silverlake



 MORITZ  
SK 03 ST



 NEMI  
SK 04 ST



 MORO  
SK 05 ST

MIRAGE

Verona



 BLUE STONE  
VR 01 ST



 YUKON  
VR 03 ST

Ardesie



 AFRICAN STONE  
AD 03 NAT

Na.Me



 LUMNEZIA  
NE 21 ST



 GRIS BELGE  
NE 31 ST





**APPLICATION GUIDE**

## PAVERS | Application Guide



Product	Finish	Thickness (mm)	Patio / Pool Deck / Walkway	Driveway	Plaza / Commercial	Vehicular Traffic	Parking Lot	Permeable	Machine Placed
AquaLine Standard	Smooth	80	✓	✓	✓	✓	✓	✓	
Basalt	Textured	60	✓						
Belgian Cobble	Smooth	60	✓						
Brooklyn	Textured	60	✓	✓					
Charlestone	Textured	60	✓	✓					
Cobble	Smooth	60	✓	✓					
Dimensions6	Smooth	60	✓	✓					
Dimensions12	Smooth	60	✓	✓					
Dimensions12	Smooth	80	✓	✓	✓				
Dimensions18	Smooth	60	✓						
Dimensions 3x3	Smooth	60	✓	✓					
Dimensions 3x9	Smooth	60	✓	✓					
Dimensions 6x6	Smooth	60	✓	✓					
Dimensions 6x12	Smooth	60	✓	✓					
Dimensions 6x12	Smooth	80	✓	✓	✓				
Dimensions 12x24	Smooth	60	✓						
Dimensions 24x24	Smooth	60	✓						
Empire	Textured	60	✓	✓					
Flagstone	Textured	60	✓						
Hexagon12	Smooth	60	✓	✓					
Holland 60	Smooth	60	✓	✓					
Mega-Libre	Textured	60	✓	✓					
Origins6	Textured	60	✓	✓					
Origins12	Textured	60	✓	✓					
Origins12	Textured	80	✓	✓					
Origins18	Textured	60	✓	✓					
Origins 3x3	Textured	60	✓	✓					
Origins 6x12	Textured	60	✓	✓					
Papyrus	Textured	60	✓	✓					

## PAVERS | Application Guide



Product	Finish	Thickness (mm)	Patio / Pool Deck / Walkway	Driveway	Plaza / Commercial	Vehicular Traffic	Parking Lot	Permeable	Machine Placed
River Rock	Textured	80	✓	✓	✓				✓
River Rock Grana	Smooth	80	✓	✓	✓				✓
Roman Euro	Smooth	60	✓	✓					
Turfstone	Smooth	80		✓	✓	✓	✓	✓	
Villa Stone	Pillow Top	60	✓	✓					
VS5-88	Smooth	88		✓	✓	✓	✓		✓
VS5-108	Smooth	108		✓	✓	✓	✓		✓

## SLABS | Application Guide



Product	Finish	Thickness (mm)	Patio	Walkway	Pool Deck	Balcony / Roof Top	Pedestal Application
<b>Architectural Slabs</b>							
Cortez	Smooth	50	✓	✓	✓	✓	
New York	Textured	50	✓	✓	✓	✓	
Texada Hydrapressed	Light Shot Blast	50 (40mm 18x18)	✓	✓	✓	✓	✓
<b>Paving Slabs</b>							
Diamond	Diamond	45	✓	✓			
Exposed Slabs	Exposed	45	✓	✓			
Kingston 16x16 Slab	Smooth	44	✓	✓			
Quadral Slab	Textured	50	✓	✓	✓		
Round Slab 12"	Smooth	45		✓			
Saranak Slab	Textured	50	✓	✓	✓		

## WALLS | Application Guide

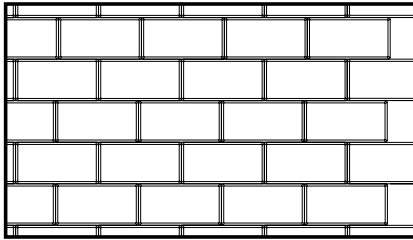


Product	Finish	Garden Wall	Free Standing	Retaining Wall	Engineered	2 Sided Finish	Flower Bed / Tree Well	Courtyard / Wall	Fire Pit	Pillar	Outdoor Kitchen	Stairs
AB Classic	Split Face	✓		✓	✓							✓
AB Metropolitan	Smooth	✓		✓	✓							✓
Melville Wall	Smooth	✓	✓			✓	✓	✓	✓			
Pisa2	Split Face	✓		✓	✓							✓
SienaStone	Split Face	✓		✓	✓							✓
StackStone	Split Face	✓	✓			✓	✓	✓	✓	✓	✓	✓
Tandem Ashlar	Textured	✓	✓	✓	✓	✓	✓	✓	✓	✓	✓	✓
Tandem Melville	Smooth	✓	✓	✓	✓	✓	✓	✓	✓	✓	✓	✓
Weston Stone	Tumbled	✓	✓			✓	✓	✓	✓	✓	✓	✓

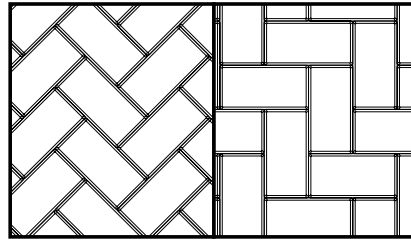


**INSTALLATION PATTERNS**

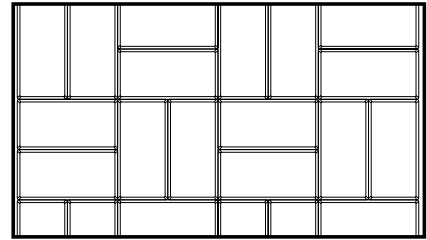
**AQUALINE**



OFFSET RUNNER PATTERN




45° & 90° HERRINGBONE




PARQUET


**COBBLE**



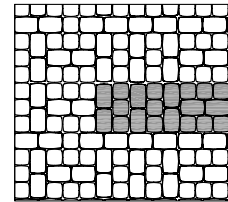
HERRINGBONE  
475 - 4.5 x 7



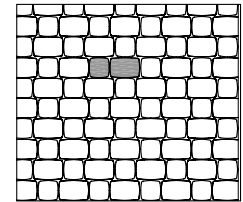
SHORT STACK BOND  
232 - 4 x 7  
348 - 4.5 x 4.5



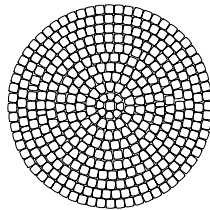
DOUBLE STACK BOND  
475 - 4 x 7



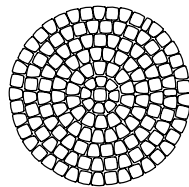
LONG STACK BOND  
232 - 4 x 7  
348 - 4.5 x 4.5



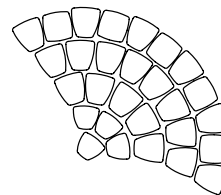
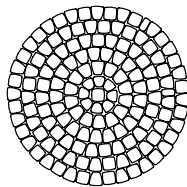
RUNNING BOND  
278 - 4 x 7  
278 - 4.5 x 4.5



7' CIRCLE KIT

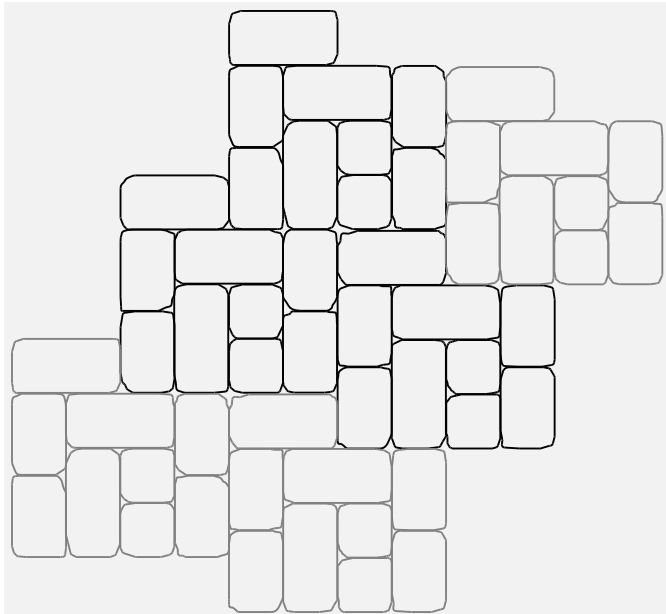


2 - 5' CIRCLES

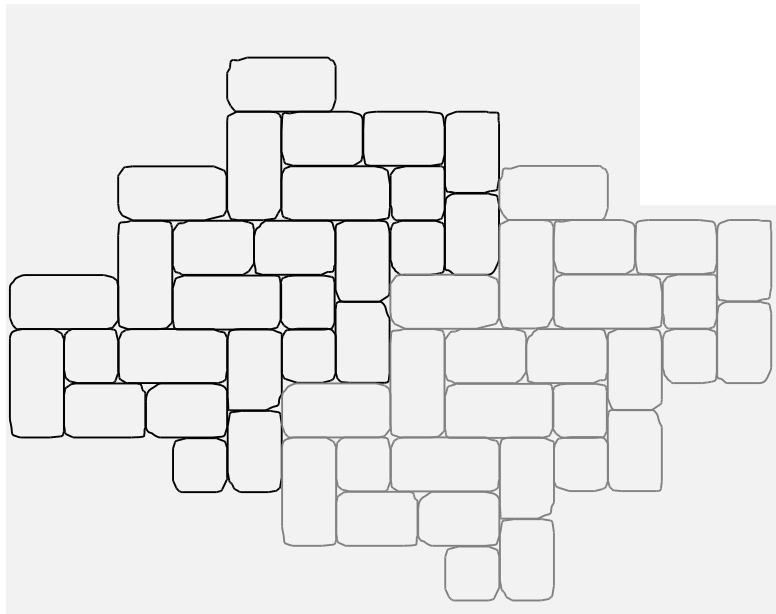
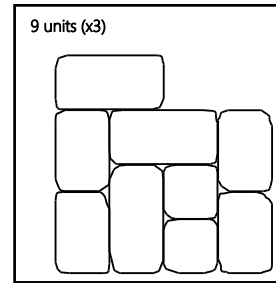


FAN PATTERN

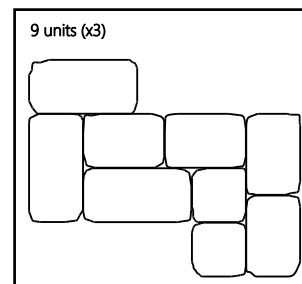
**CHARLESTONE**



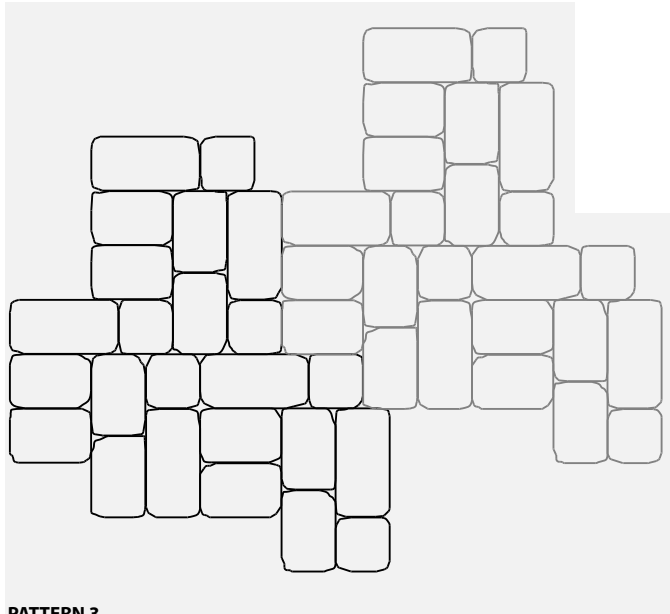
**PATTERN 1**



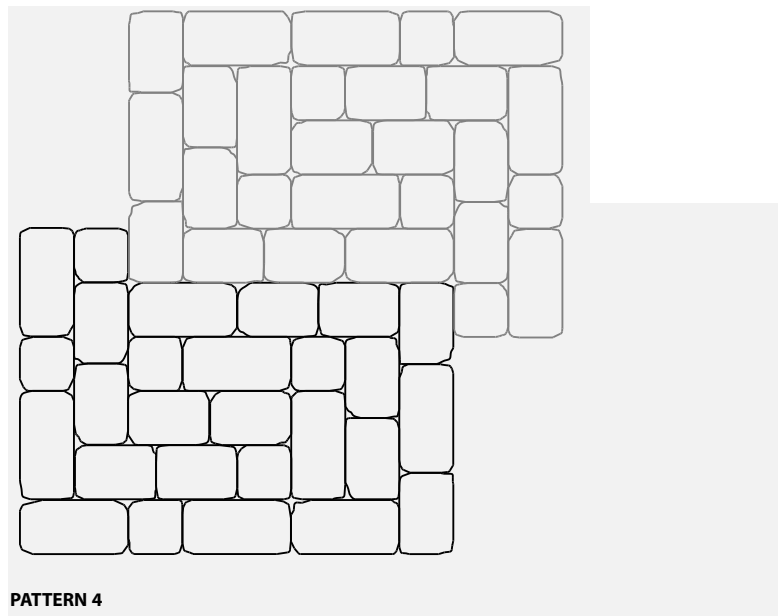
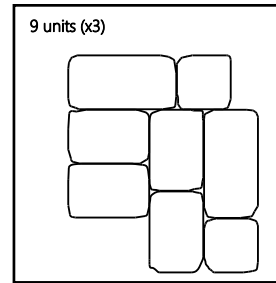
**PATTERN 2**



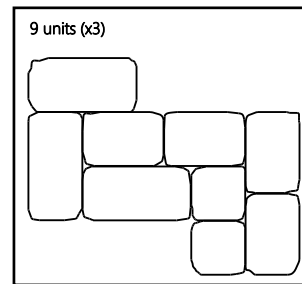
**CHARLESTONE**



**PATTERN 3**

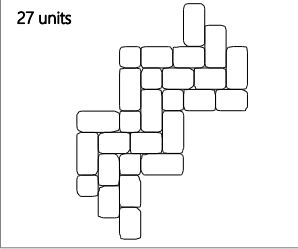
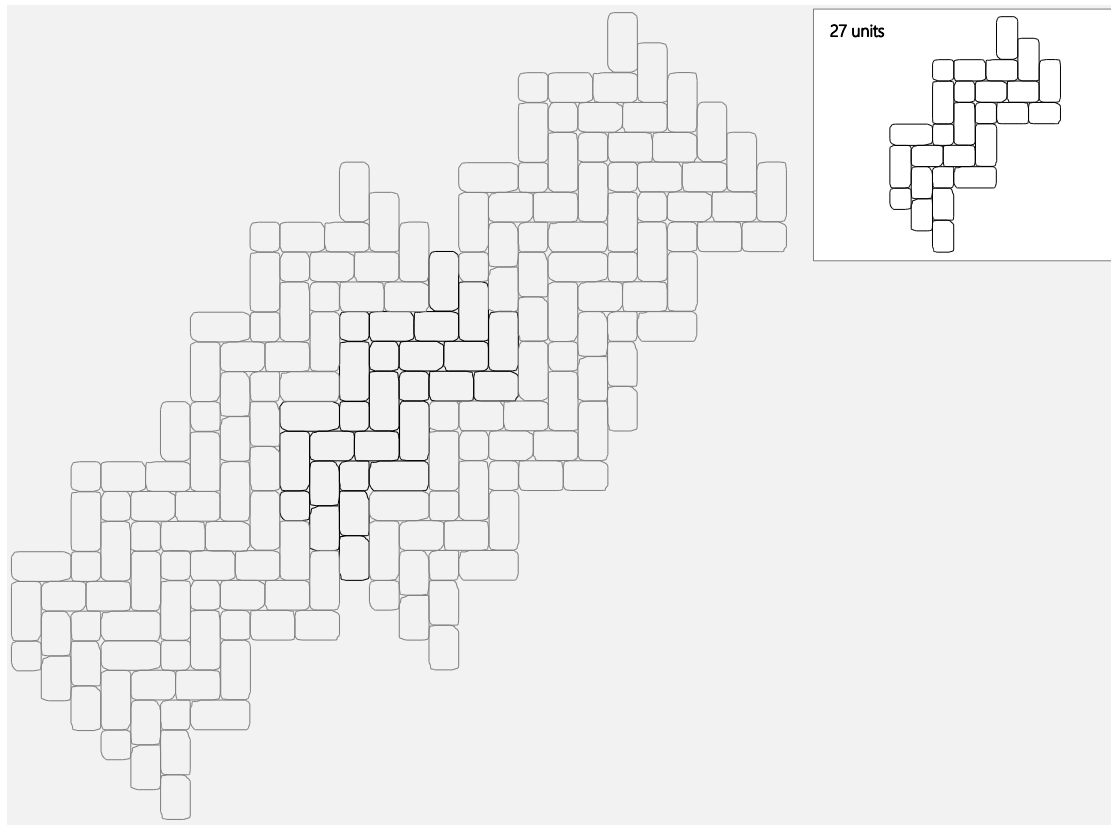


**PATTERN 4**

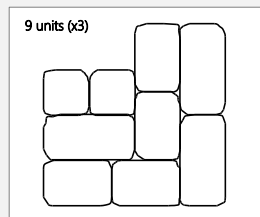
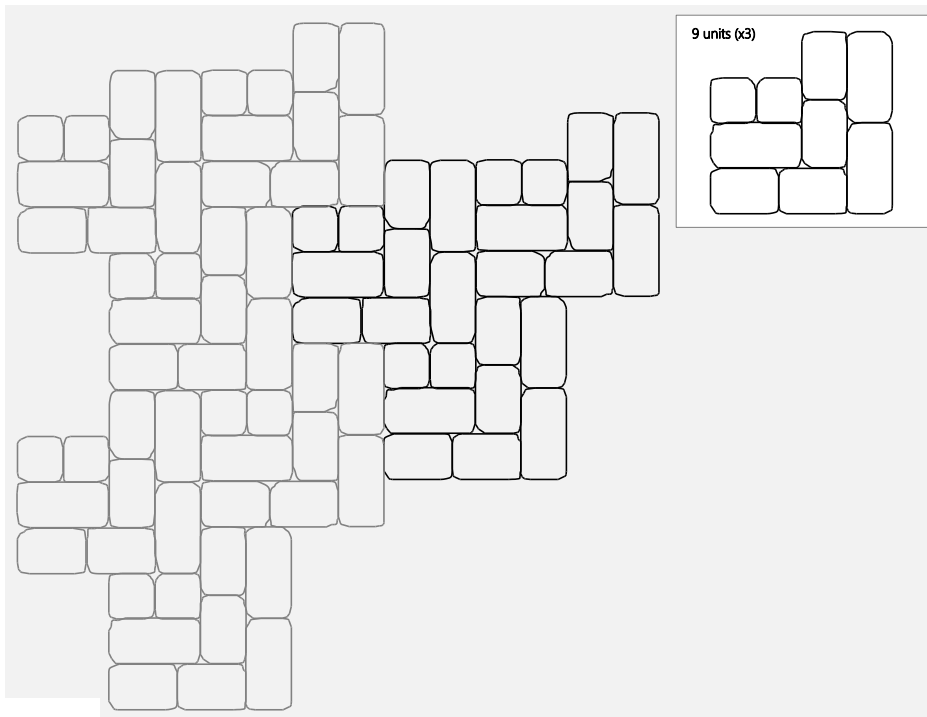




**CHARLESTONE**

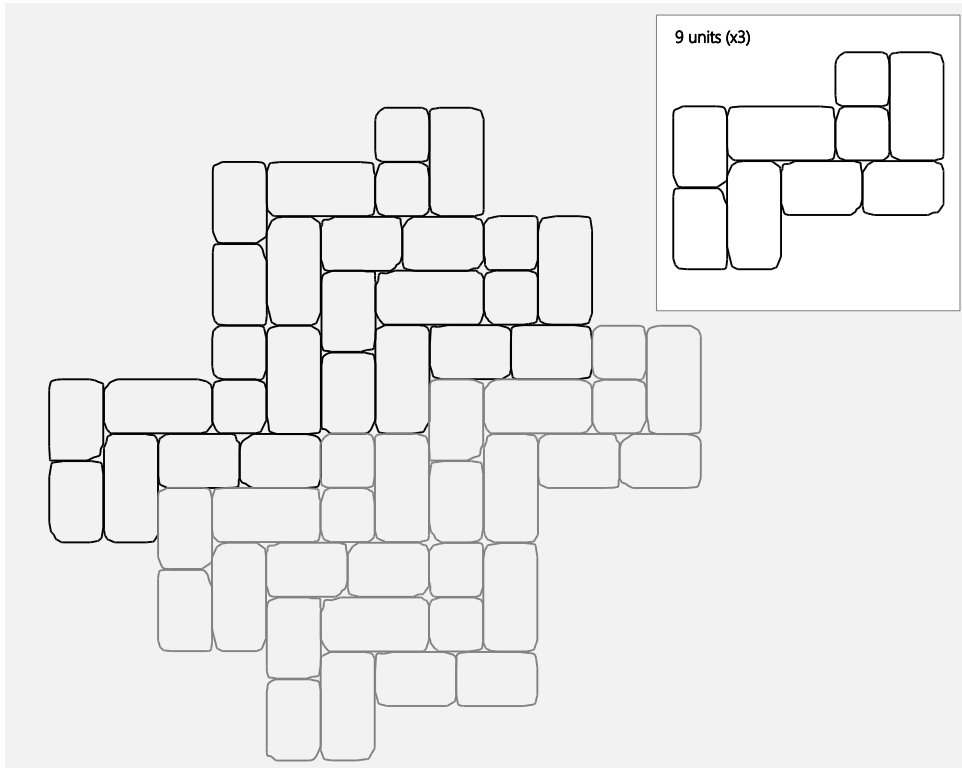


**PATTERN 5**

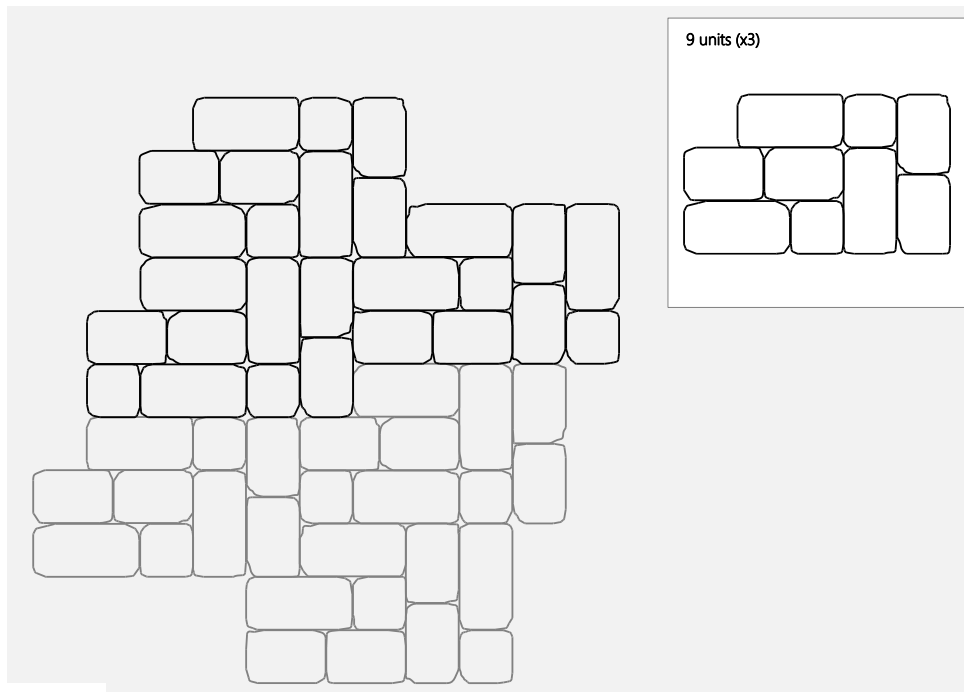


**PATTERN 6**

CHARLESTONE




PATTERN 7




PATTERN 8


## DIMENSIONS / ORIGINS 6 & 12



PATTERN A




PATTERN B




PATTERN C


## DIMENSIONS 18 / BASALT / PAPYRUS



PATTERN A




PATTERN B

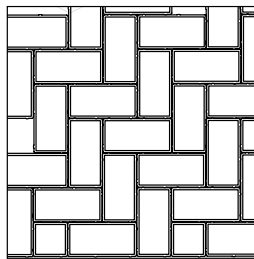


PATTERN C

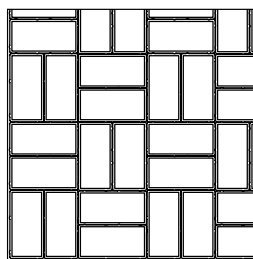
HEXAGON / HALF HEXAGON




HOLLAND STONE



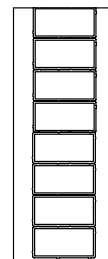
PATTERN 1 - HERRINGBONE  
Holland 4x8



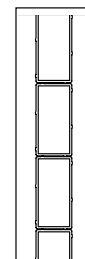
PATTERN 2 - PARQUET  
Holland 4x8



PATTERN 3 - RUNNING  
BOND  
133 - Holland 4x8

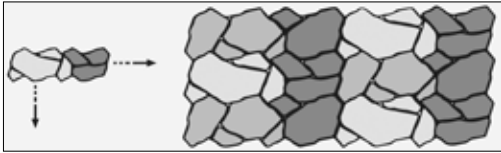


SOLDIER  
COURSE

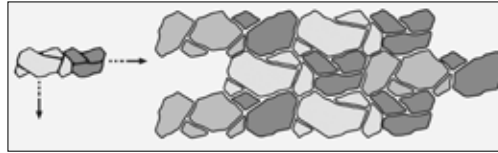


RUNNING  
BOND  
BORDER

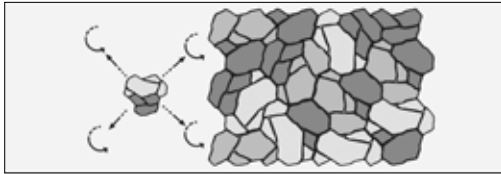
**MEGA-LIBRE**



**STACK BOND**




**RUNNING BOND**



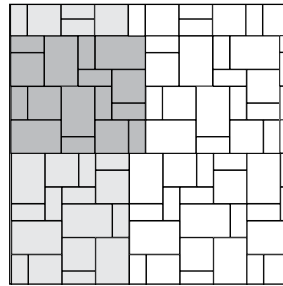
**RANDOM BOND**

**RIVER ROCK**




**PATTERN 1**

64 - 5.7 x 11  
32 - 11 x 11  
32 - 15 x 17



**PATTERN 1**


64 - 5.7 x 11  
32 - 11 x 11  
32 - 15 x 17



**PATTERN 1**


64 - 5.7 x 11  
32 - 11 x 11  
32 - 15 x 17

**ROMAN EURO**




**RUNNING BOND**

185 - 6 x 6  
185 - 6 x 7




**HERRINGBONE**

343 - 6 x 7



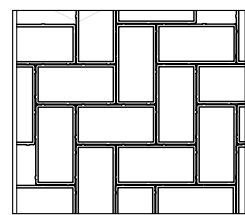
**RUNNING BOND 6x9**

267 - 6 x 9



**HERRINGBONE 6x9**

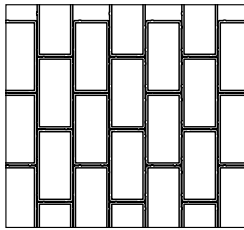
283 - 6 x 9




**HERRINGBONE 4x8**

450 - 4 x 8

**ROMAN EURO**




**RUNNING BOND 4x8**



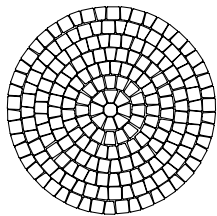
**PATTERN 2**

105 - 6x9  
105 - 6x7  
112 - 6x6

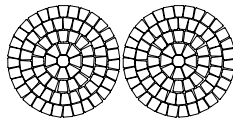


**PATTERN 3**

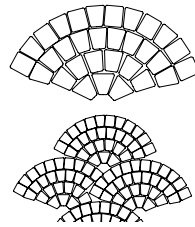
195 - 6x9  
115 - 6x6



**CIRCLE KIT**



**2 CIRCLES**

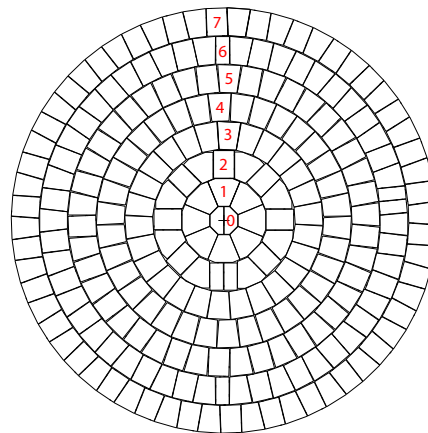


**FAN PATTERN**

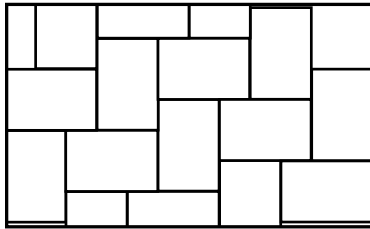
**VILLA STONE**

Circle Row	Circle Diam. cm	Circle Diam. Inch	Center Stone	Small Circle	Large Circle	Half Stone	Three Quarter
7	242	95			30		30
6	210	82			26	4	23
5	178	70			21		21
4	145	57			34		
3	113	45			26		
2	81	32		8		2	7
1	49	19		8			
0	16	6	2				

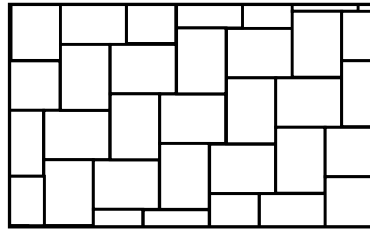
To add more rows to your circle, simply use Type 3 pavers.



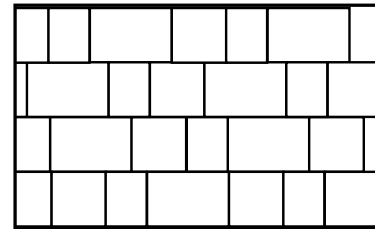
## VILLA STONE



Type 1 - 90° Basket Weave



Type 3 - 90° Basket Weave




### TYPE 1, 2 & 3 - RUNNER BOND

The Villa Stone Offset Runner Bond and Random Cobble patterns use an equal number of Type 1, Type 2 and Type 3 pieces.

Type 1 - 46%; Type 2 - 31%; Type 3 - 23%


## TURFSTONE



### PATTERN 1

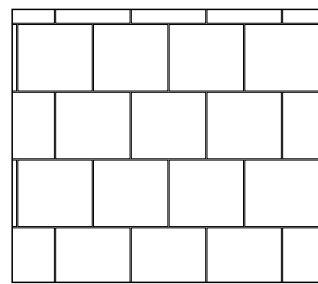
39 - Turfstone

## VS5 SERIES



### HERRINGBONE

206 - 150 x300



### RUNNING BOND

206 - 150x300  
103 - 300x300




**CALCULATION GUIDE**





The following calculation example can be used for all non-modular paving stone products.



Cobble 4.5 x 7



Cobble 4.5 x 4.5



Cobble Circle Kit



TO ALLOW FOR CUTS

### CALCULATION GUIDE EXAMPLE

PRODUCT	UNITS/PALLET	SQFT/PALLET	PAVER COVERAGE	PROJECT AREA	SQFT OF AREA	PIECES REQUIRED	PALLETS REQUIRED
COBBLE 4.5 x 7	560	119	4.7 / SqFt	10' x 20'	200	940	1.67
COBBLE 4.5 x 4.5	840	119	7.05 / SqFt	10' x 20'	200	1410	1.68



CALCULATION EXAMPLE

### COBBLE CALCULATION - 10' X 20'

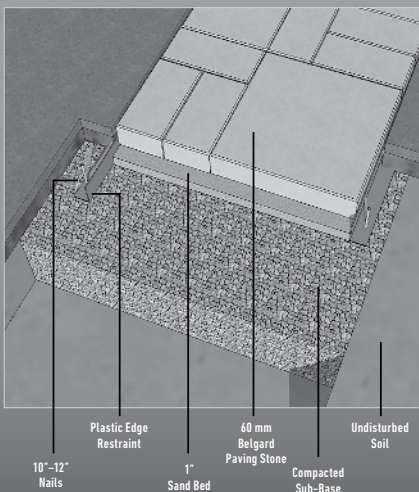
1. Calculate total project area: 10 x 20 = 200 SqFt
2. Calculate pavers (Cobble 4.5 x 7) required: 200 x 4.7 = 940 pavers
3. Calculate pavers (Cobble 4.5 x 4.5) required: 200 x 7.05 = 1410 pavers pavers



CONVERSION

### SQUARE FEET TO SQUARE METRE CONVERSION

1. Divide total SqFt area by 10.7639
2. E.G - 200 ÷ 10.7639 = 18.58 SqM



## Preparation

Belgard Paving Stones  
Sand  
Gravel Base (compacted)

Pedestrians  
(walkways, patios)

Light Vehicles  
(driveways)

2.4"

2.4"

1"

1"

4"-6"

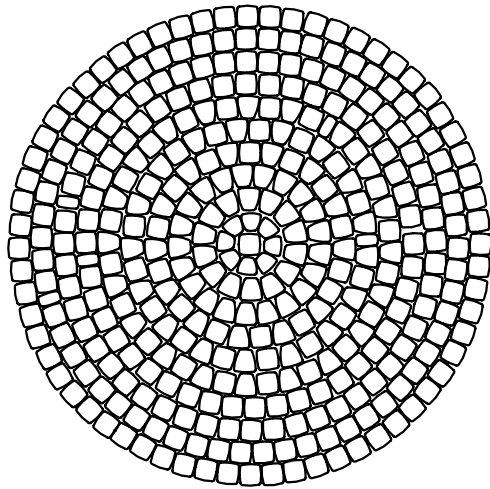
8"-12"

### Calculation for base materials:

Length x Width ÷ 80 = cubic yards needed per 4 inch compacted gravel depth.

Length x Width ÷ 120 = cubic yards needed for 1 inch bedding sand.

## Cobble Circle Calculation



### BUNDLE COVERAGE: 4.4m<sup>2</sup> or 47ft<sup>2</sup>

- 148 Cobble 4.5x4.5 pavers
- 192 Large Cobble Circle pavers
- 16 Small Cobble Circle pavers
- Makes approximately one 7' diameter circle or two 5' diameter circles.

### CALCULATION GUIDE - 16' Diameter Circle

To determine the amount of product required for a 16' diameter circle:

- Find the total area of the circle by multiplying radius x radius x 3.14. Radius is equal to the distance from the center of the circle to the perimeter of the circle. -  $8 \times 8 \times 3.14 = 201\text{ft}^2$
- Deduct the square footage of a Cobble Circle bundle from the total square footage. -  $201\text{ft}^2 - 47\text{ft}^2 = 154\text{ft}^2$  of product needed to complete the circle.
- The remaining square footage can be filled in with Cobble 4.5x7 and Cobble 4.5x4.5 pavers or a combination of both.

### CALCULATION GUIDE - Borders

To find the distance around a circle for a border:

- Multiply the diameter by 3.14 -  $16 \times 3.14 = 50.24$  lineal feet
- Multiply the lineal feet by 12 to convert to inches, then divide by the width or length of the stone being used for the border -  $50.24 \times 12 = 602.88" \div 4.52 = 133.3$  pavers



**Cobble Circle Calculation**

Approximate Diameter	Square Feet	Circles Using Cobble 4.5x4.5
7'	38.4	1 Bundle Cobble Circle
8'	50.24	1 Bundle Cobble Circle 1 Layer Cobble 4.5x4.5
9'	63.58	1 Bundle Cobble Circle 2 Layers Cobble 4.5x4.5
10'	78.5	1 Bundle Cobble Circle 3 Layers Cobble 4.5x4.5
11'	95	1 Bundle Cobble Circle 5 Layers Cobble 4.5x4.5
12'	113	1 Bundle Cobble Circle 6 Layers Cobble 4.5x4.5
13'	132.6	1 Bundle Cobble Circle 8 layers Cobble 4.5x4.5
14'	153.8	1 Bundle Cobble Circle 1 Bundle Cobble 4.5x4.5
15'	176.6	1 Bundle Cobble Circle 1 Bundle Cobble 4.5x4.5 2 Layers Cobble 4.5x4.5
16'	200.9	1 Bundle Cobble Circle 1 Bundle Cobble 4.5x4.5 4 Layers Cobble 4.5x4.5
17'	226.8	1 Bundle Cobble Circle 1 Bundle Cobble 4.5x4.5 6 Layers Cobble 4.5x4.5
18'	254	1 Bundle Cobble Circle 1 Bundle Cobble 4.5x4.5 8 Layers Cobble 4.5x4.5
19'	283.4	1 Bundle Cobble Circle 2 Bundles Cobble 4.5x4.5
20'	314	1 Bundle Cobble Circle 2 Bundles Cobble 4.5x4.5 3 Layers Cobble 4.5x4.5

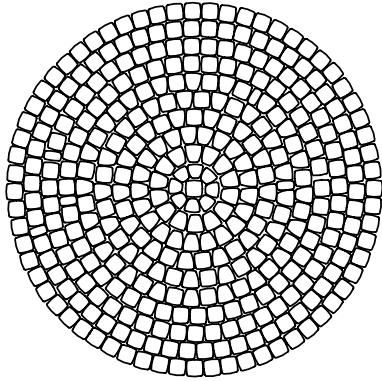


- **CALCULATIONS ARE APPROXIMATE SQUARE FEET, INDIVIDUAL DESIGNS WILL VARY.**
- **Note: One Circle Bundle will build one circle approx. 7' in diameter OR two circles approx. 5' in diameter.**
- **1 Layer of Cobble 4.5x4.5 = 84 pieces**

Cobble Circle Calculation

**BUNDLE COVERAGE: 4.4m<sup>2</sup> or 47ft<sup>2</sup>**

Makes approximately one 7' diameter circle or two 5' diameter circles.



**7' DIAMETER CIRCLE:**

Starting at Centre Stone

CENTER: 1 square stone.

ROW # 1: 8 small circle stones.

ROW # 2: 14 large circle stones.

ROW # 3: 21 large circle stones.

ROW # 4: 13 large circle stones and 13 square stones.

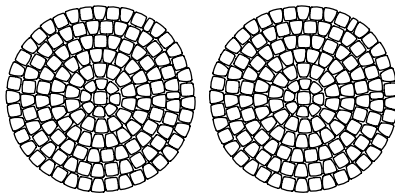
ROW # 5: 16 large circle stones and 17 square stones.

ROW # 6: 20 large circle stones and 20 square stones.

ROW # 7: 23 large circle stones and 23 square stones.

ROW # 8: 27 large circle stones and 26 square stones.

ROW # 9: 30 large circle stones and 30 square stones.



**5' DIAMETER CIRCLE:**

Starting at Centre Stone

CENTER: 1 square stone.

ROW # 1: 8 small circle stones.

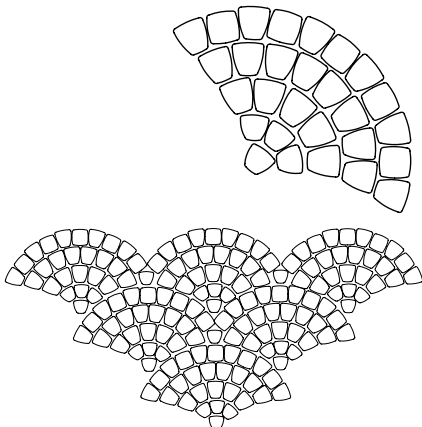
ROW # 2: 14 large circle stones.

ROW # 3: 21 large circle stones.

ROW # 4: 13 large circle stones and 13 square stones.

ROW # 5: 16 large circle stones and 17 square stones.

ROW # 6: 20 large circle stones and 20 square stones.



**FAN PATTERN:**

1 small circle stone.

25 large circle stones.

20 square stones.

Approximately 54" in width and 30" in length.

NOTE: Due to the manufacturing process there maybe extra stones left over.

**Cobble Patio with StackStone Fire Pit**

Approximate Diameter	Square Feet	Circles Using Cobble 4.5x4.5
12'	113.04	1 Fire Pit Kit 1 Bundle Cobble 4.5x4.5
13'	132.6	1 Fire Pit Kit 1 Bundle Cobble 4.5x4.5 1 Layer Cobble 4.5x4.5
14'	153.8	1 Fire Pit Kit 1 Bundle Cobble 4.5x4.5 3 Layers Cobble 4.5x4.5
15'	176.6	1 Bundle Cobble Circle 1 Bundle Cobble 4.5x4.5 5 Layers Cobble 4.5x4.5
16'	200.9	1 Bundle Cobble Circle 1 Bundle Cobble 4.5x4.5 6 Layers Cobble 4.5x4.5
17'	226.8	1 Bundle Cobble Circle 1 Bundle Cobble 4.5x4.5 9 Layers Cobble 4.5x4.5
18'	254.3	1 Bundle Cobble Circle 2 Bundles Cobble 4.5x4.5 1 Layer Cobble
19'	283.4	1 Bundle Cobble Circle 2 Bundles Cobble 4.5x4.5 2 Layers Cobble
20'	314	1 Bundle Cobble Circle 2 Bundles Cobble 4.5x4.5 6 Layers Cobble 4.5x4.5

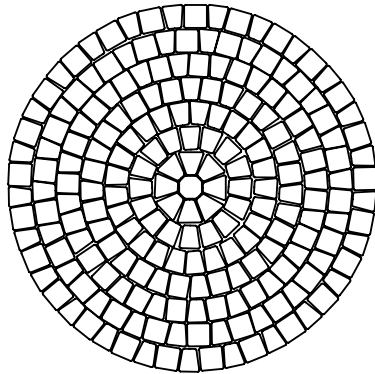


**Roman Euro Circle Calculation**



**BUNDLE COVERAGE: 6.13m<sup>2</sup> or 66ft<sup>2</sup>**

Makes approximately one 8.5' diameter circle or two 5' diameter circles. Circle package includes 6 layers.



**8.5' DIAMETER CIRCLE:**

Starting at Centre Stone

CENTER: 1 circle stone.

ROW # 1: 8 small wedge stones.

ROW # 2: 16 large wedge stones.

ROW # 3: 24 large wedge stones.

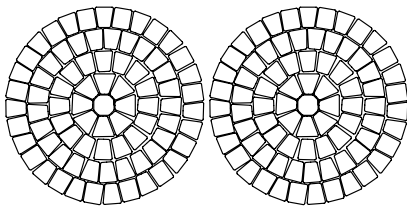
ROW # 4: 15 large wedge stones and 15 rectangle stones.

ROW # 5: 18 large wedge stones and 19 rectangle stones.

ROW # 6: 21 large wedge stones and 21 square stones.

ROW # 7: 24 large wedge stones and 24 square stones.

ROW # 8: 27 large wedge stones and 27 square stones.



**5' DIAMETER CIRCLE:**

Starting at Centre Stone

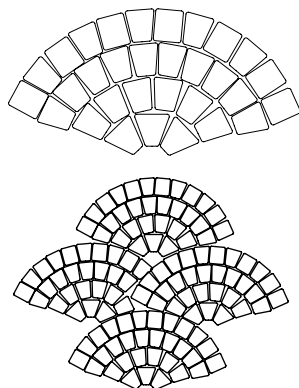
CENTER: 1 circle stone.

ROW # 1: 8 small wedge stones.

ROW # 2: 16 large wedge stones.

ROW # 3: 24 large wedge stones.

ROW # 4: 15 large wedge stones and 15 rectangle stones.



**FAN PATTERN:**

3 small circle stones.

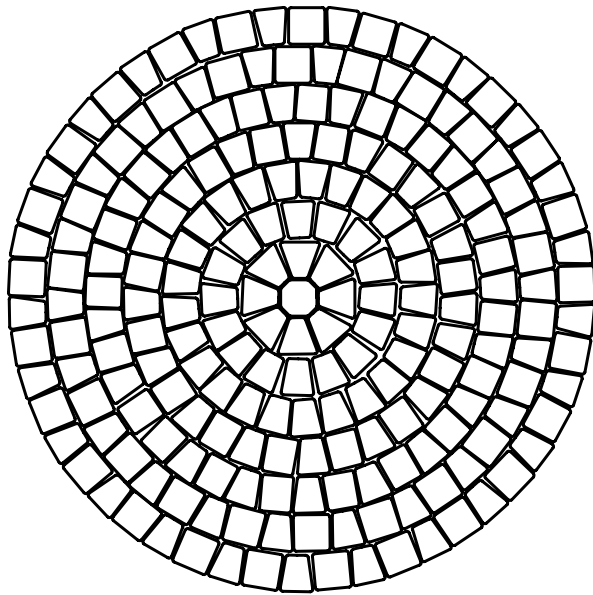
30 large wedge stones.

10 rectangle stones.

10 square stones.

Approximately 54" in width and 30" in length.

## Roman Euro Circle Calculation



### BUNDLE COVERAGE: 6.13m<sup>2</sup> or 66ft<sup>2</sup>

- 6 Circle pavers
- 18 Small Wedge pavers
- 36 Rectangle pavers
- 186 Large Wedge pavers
- 78 Square pavers
- Makes approximately one 8.5' diameter circle or two 5' diameter circles.

### CALCULATION GUIDE - 16' Diameter Circle

To determine the amount of product required for a 16' diameter circle:

- Find the total area of the circle by multiplying **radius x radius x 3.14**. Radius is equal to the distance from the center of the circle to the perimeter of the circle. -  $8 \times 8 \times 3.14 = 201\text{ft}^2$
- Deduct the square footage of a Roman Euro Circle bundle from the total square footage. -  $201\text{ft}^2 - 66\text{ft}^2 = 135\text{ft}^2$  of product needed to complete the circle.
- The remaining square footage can be filled in with Roman Euro 6x6, Roman Euro 6x7 and Roman Euro 9x9 pavers or a combination of the 3 sizes.

### CALCULATION GUIDE - Borders

To find the distance around a circle for a border:

- Multiply the diameter by 3.14 -  $16 \times 3.14 = 50.24$  lineal feet
- Multiply the lineal feet by 12 to convert to inches, then divide by the width or length of the stone being used for the border -  
 $50.24 \times 12 = 602.88" \div 6 = 100.48$  pavers

**Roman Euro Circle Calculation**

Approximate Diameter	Square Feet	Stones
8.5'	56.7	1 Bundle Roman Euro Circle Kit
10'	78.5	1 Bundle Roman Euro Circle Kit 2 Layers Roman Euro 6x6
11'	95	1 Bundle Roman Euro Circle Kit 3 Layers Roman Euro 6x6
12'	113	1 Bundle Roman Euro Circle Kit 5 Layers Roman Euro 6x6
13'	132.6	1 Bundle Roman Euro Circle Kit 7 Layers Roman Euro 6x6
14'	153.8	1 Bundle Roman Euro Circle Kit 9 Layers Roman Euro 6x6
15'	176.6	1 Bundle Roman Euro Circle Kit 1 Bundle Roman Euro 6x6 1 Layer Roman Roman Euro 6x6
16'	200.9	1 Bundle Roman Euro Circle Kit 1 Bundle Roman Euro 6x6 3 Layers Roman Euro 6x6
17'	226.8	1 Bundle Roman Euro Circle Kit 1 Bundle Roman Euro 6x6 5 Layers Roman Euro 6x6
18'	254	1 Bundle Roman Euro Circle Kit 1 Bundle Roman Euro 6x6 7 Layers Roman Euro 6x6
19'	283.4	1 Bundle Roman Euro Circle Kit 2 Bundles Roman Euro 6x6
20'	314	1 Bundle Roman Euro Circle Kit 2 Bundles Roman Euro 6x6 3 Layers Roman Euro 6x6



Makes approximately one 8.5' diameter circle or two 5' diameter circles.  
Circle package includes 6 layers. Due to the manufacturing process there may be extra stones left over.



**Roman Euro Circle Calculation**

Approximate Diameter	Square Feet	Circles Using Roman Euro 6x6
12'	113.04	1 Fire Pit Kit 1 Bundle Roman Euro 6x6
13'	132.6	1 Fire Pit Kit 1 Bundle Roman Euro 6x6 1 Layer Roman Euro 6x6
14'	153.8	1 Fire Pit Kit 1 Bundle Roman Euro 6x6 3 Layers Roman Euro 6x6
15'	176.6	1 Fire Pit Kit 1 Bundle Roman Euro 6x6 5 Layers Roman Euro 6x6
16'	200.9	1 Fire Pit Kit 1 Bundle Roman Euro 6x6 7 Layers Roman Euro 6x6
17'	226.8	1 Fire Pit Kit 2 Bundles Roman Euro 6x6
18'	254.3	1 Fire Pit Kit 2 Bundles Roman Euro 6x6 2 Layers Roman Euro 6x6
19'	283.4	1 Fire Pit Kit 2 Bundles Roman Euro 6x6 5 Layers Roman Euro 6x6
20'	314	1 Fire Pit Kit 2 Bundles Roman Euro 6x6 7 Layers Roman Euro 6x6



**NOTE:** When using the Roman Euro 6x6 around the fire pit, the first 3 rows of Roman Euro will have slightly large joints than normal. The joints will narrow with successive rows.



Be sure to follow installation instructions for each retaining and garden wall product.




StackStone  
Standard



StackStone  
Tight Radius



StackStone  
Corner



StackStone  
Cap



TO ALLOW  
FOR CUTS

**CALCULATION GUIDE EXAMPLE**

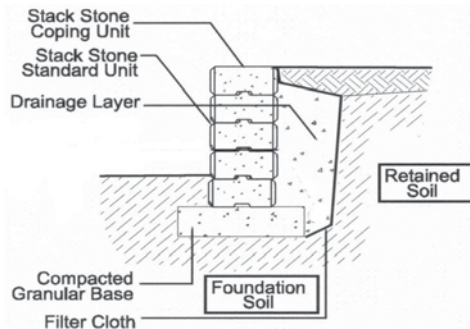
PRODUCT	UNITS/ PALLET	SQFT/ PALLET	WALL COVERAGE	PROJECT AREA	SQFT OF AREA	PIECES REQUIRED	PALLETS REQUIRED
STANDARD UNIT	150	30	5 / SqFt	1' x 22'	22	76	.5
COPING UNIT	150		1.7 / LF	1' x 22'	22	38	.25





CALCULATION  
EXAMPLE

**STACKSTONE CALCULATION - 10' X 20'**

1. Calculate total project area:  $1 \times 22 = 22$  SqFt
2. Convert the length and height to inches ( $22 \times 12 = 264$  square inches)
3. Divide 264 by the average width of a Standard Unit ( $264 \div 7 = 37.7$  pieces per row)
4. Based on the height of the block (4"), two rows of Standard units and one row of coping units are required - 76 Standard / 38 Coping
5. Starter units may be needed to stagger the joints. Approximately 2pcs for every second row.



 The following calculation example can be used for all paving slab products.



CORTEZ 24x24 Slab



TO ALLOW FOR CUTS

CALCULATION GUIDE EXAMPLE						
PRODUCT	UNITS/PALLET	SQFT/PALLET	SLAB COVERAGE	PROJECT AREA	SQFT OF AREA	PIECES REQUIRED
24x24 CORTEZ SLAB	22	88	4 SqFt / Slab	8' x 6'	48	12



CALCULATION EXAMPLE

SLAB CALCULATION - 8 X 6'
1. Calculate total project area: $8 \times 6 = 48$ SqFt
2. Convert 48 SqFt to pieces - divide total SqFt by Slab Coverage ( $48 \div 4 = 12$ slabs)



Saranak Slab  
16x24



TO ALLOW FOR CUTS

CALCULATION GUIDE EXAMPLE						
PRODUCT	UNITS/PALLET	SQFT/PALLET	SLAB COVERAGE	PROJECT AREA	SQFT OF AREA	PIECES REQUIRED
SARANAK SLAB 16x24	40	106.4	2.66 SqFt / Slab	8' x 6'	48	18



CALCULATION EXAMPLE

SLAB CALCULATION - 8 X 6'
1. Calculate total project area: $8 \times 6 = 48$ SqFt
2. Convert 48 SqFt to pieces - divide total SqFt by Slab Coverage ( $48 \div 2.66 = 18$ slabs)



**BELGARD**  
PAVES THE WAY

## Oldcastle APG Canada West Sites Manitoba

### Winnipeg Manufacturing Centre

1436 Chevrier Blvd  
Winnipeg, MB R3T 1Y6

Toll Free - 1.800.828.3091

Fax - 204.452.6495



[winnipeg.sales@oldcastle.com](mailto:winnipeg.sales@oldcastle.com)

We are proud members of the following associations:



NATIONAL  
CONCRETE MASONRY  
ASSOCIATION

