

# BELGRAVIA SERIES

*ARCHITECTURAL SLABS*

SMOOTH, SLATE



**BELGARD**  
PAVES THE WAY™





# BELGRAVIA SERIES


## ARCHITECTURAL SLABS

SMOOTH, SLATE


### FEATURES & BENEFITS

- 2 preferred colour blends in 2 classic finishes
- Ideal for pedestal applications in rooftops, terraces, balconies

### AVAILABLE COLOURS



GREY




CHARCOAL

PALLET INFORMATION		UNITS / PALLET	SQFT / PALLET	SQFT / UNIT	PALLET WEIGHT
<b>300x600 Smooth</b>	600 x 300 x 45mm 24 x 12 x 1.75"	60	120	2	1292 (KG) 2870 (LB)
<b>600x600 Smooth &amp; Slate</b>	600 x 600 x 45mm 24 x 24 x 1.75"	24	96	4	910 (KG) 2007 (LB)

### SHAPES & SIZES

#### SMOOTH SLABS




600 x 600 x 45mm  
24 x 24 x 1.75"

#### SMOOTH SLABS



600 x 300 x 45mm  
24 x 12 x 1.75"

#### SLATE SLABS



600 x 600 x 45mm  
24 x 24 x 1.75"