


NOTES:

AutoCAD® hatch pattern files can be downloaded from belgard.com for use in architectural drawings.

Some patterns may not necessarily reflect the percentages of stone sizes within a particular pallet. In some cases you may have extras in one or more of the sizes. This must be accounted for in your planning and design.


Percentages are based on area by paver.

3-PIECE SMALL LINEAR PATTERN




25% - 5 x 11³/₁₆ | 33% - 5 x 15³/₄ | 42% - 5 x 19¹/₁₆

3-PIECE LARGE LINEAR PATTERN



25% - 7¹/₂ x 11³/₁₆ | 33% - 7¹/₂ x 15³/₄ | 42% - 7¹/₂ x 19¹/₁₆

40% SMALL & 60% LARGE PATTERN



10% - 5 x 11³/₁₆ | 13% - 5 x 15³/₄ | 17% - 5 x 19¹/₁₆
 15% - 7¹/₂ x 11³/₁₆ | 20% - 7¹/₂ x 15³/₄ | 25% - 7¹/₂ x 19¹/₁₆