





TABLE OF CONTENTS

ARTFORMS™ | MODULAR PANEL SYSTEM




Click on the application of your choice to see the detail page 

TABLE OF CONTENTS

ARTFORMS™ | MODULAR PANEL SYSTEM



Click on the application of your choice to see the detail page



SCAN HERE
TO SEE SOME
ARTFORMS™ BUILDS
IN BELGARD ROOMS

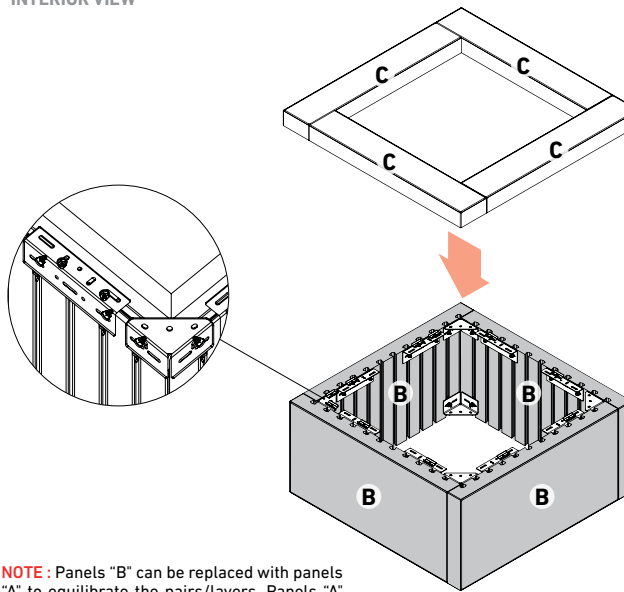
1.

SQUARE PLANTER

ARTFORMS™ | MODULAR PANEL SYSTEM

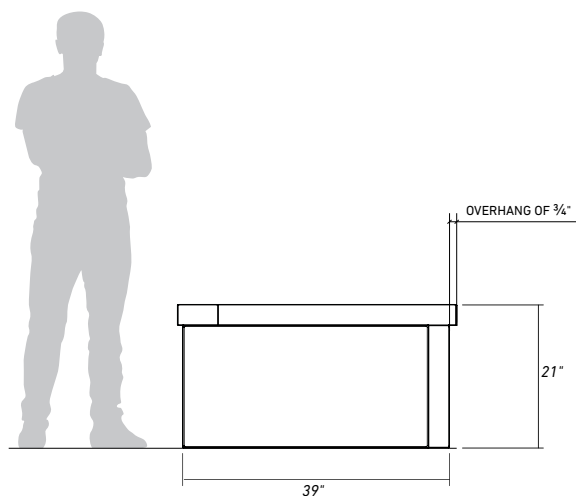


INTERIOR VIEW

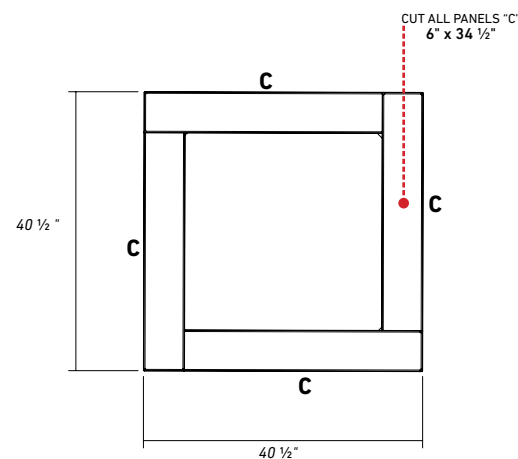


NOTE : Panels "B" can be replaced with panels "A" to equilibrate the pairs/layers. Panels "A" can't be replaced by the panels "B".

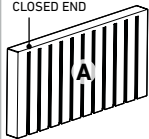

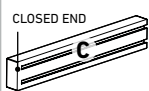
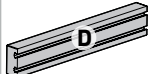
FRONT VIEW



TOP VIEW

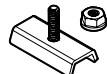
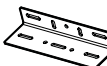





REQUIRED PANELS

	18" x 36" PANEL	0x
	18" x 36" PANEL	4x
	6" x 36" PANEL	4x
	6" x 36" PANEL	0x

IMPORTANT: 18 x 36" panels are sold in pair/layer or in full pallet only. 6 x 36" panels are sold per unit or in layer or in full pallet.

REQUIRED HARDWARE

	ANCHOR SLIDE AND NUT NOTE: Sold only per box (50 units/box)	40x
	JOINING PLATE NOTE: Can be sold per box or per unit (10 units/box)	8x
	OUTER CORNER NOTE: Can be sold per box or per unit (10 units/box)	8x
	INNER CORNER NOTE: Can be sold per box or per unit (10 units/box)	0x
	STRETCHER NOTE: Can be sold per box or per unit (10 units/box)	0x

TOTAL WEIGHT
(PANELS & HARDWARE) **804 Lbs**

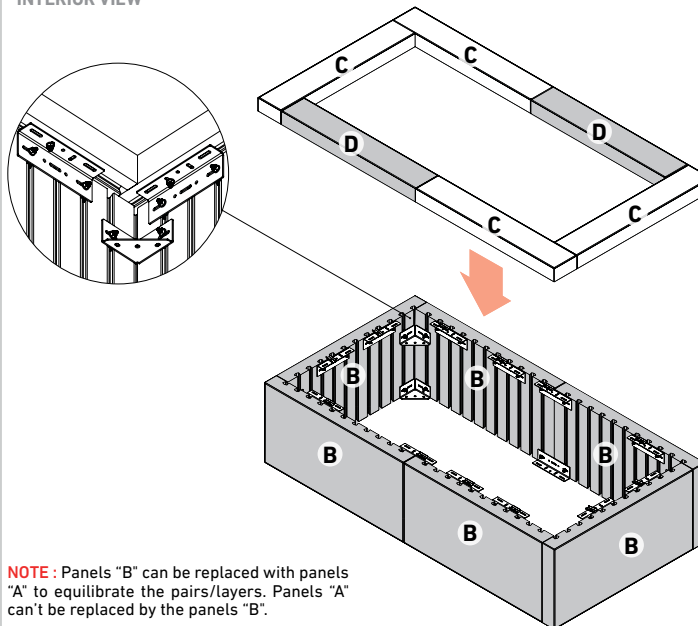
IMPORTANT: Refer to page 23 of the ARTFORMS INSTALLATION GUIDE about the installation of geotextile in planter box. Contact experts/engineers to validate the base preparation, the drainage, the plants & roots growth/management.

RECTANGULAR PLANTER

ARTFORMS™ | MODULAR PANEL SYSTEM

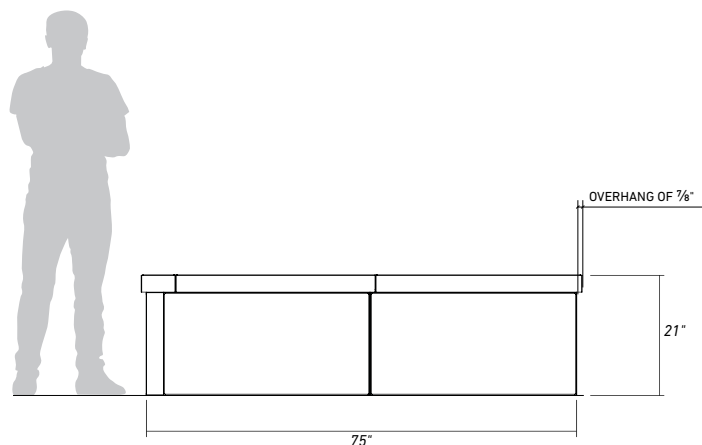


INTERIOR VIEW

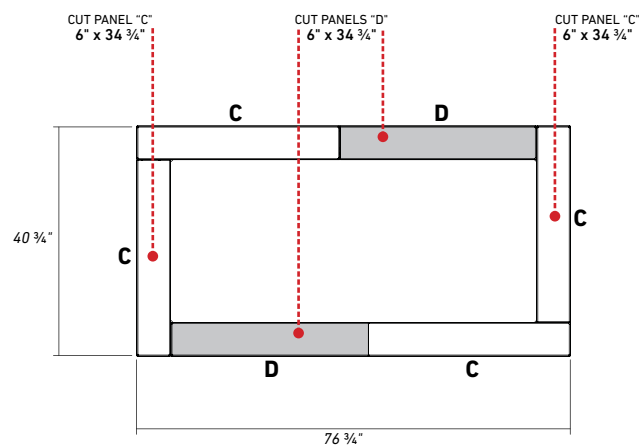


NOTE : Panels "B" can be replaced with panels "A" to equilibrate the pairs/layers. Panels "A" can't be replaced by the panels "B".

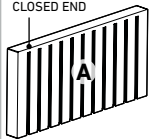

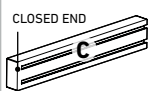
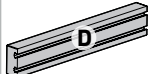
FRONT VIEW



TOP VIEW

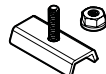
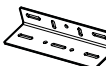





REQUIRED PANELS

	18" x 36" PANEL	0x
	18" x 36" PANEL	6x
	6" x 36" PANEL	4x
	6" x 36" PANEL	2x

IMPORTANT: 18 x 36" panels are sold in pair/layer or in full pallet only. 6 x 36" panels are sold per unit or in layer or in full pallet.

REQUIRED HARDWARE

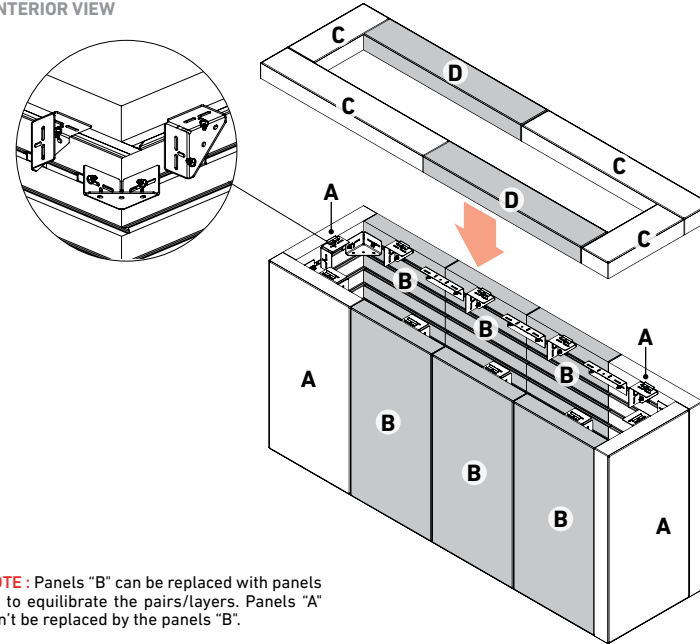
	ANCHOR SLIDE AND NUT NOTE: Sold only per box (50 units/box)	56x
	JOINING PLATE NOTE: Can be sold per box or per unit (10 units/box)	14x
	OUTER CORNER NOTE: Can be sold per box or per unit (10 units/box)	8x
	INNER CORNER NOTE: Can be sold per box or per unit (10 units/box)	0x
	STRETCHER NOTE: Can be sold per box or per unit (10 units/box)	0x

IMPORTANT: Refer to page 23 of the ARTFORMS INSTALLATION GUIDE about the installation of geotextile in planter box. Contact experts/engineers to validate the base preparation, the drainage, the plants & roots growth/management.

TOTAL WEIGHT **1209 Lbs**
(PANELS & HARDWARE)

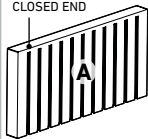

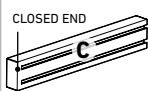
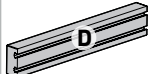


INTERIOR VIEW



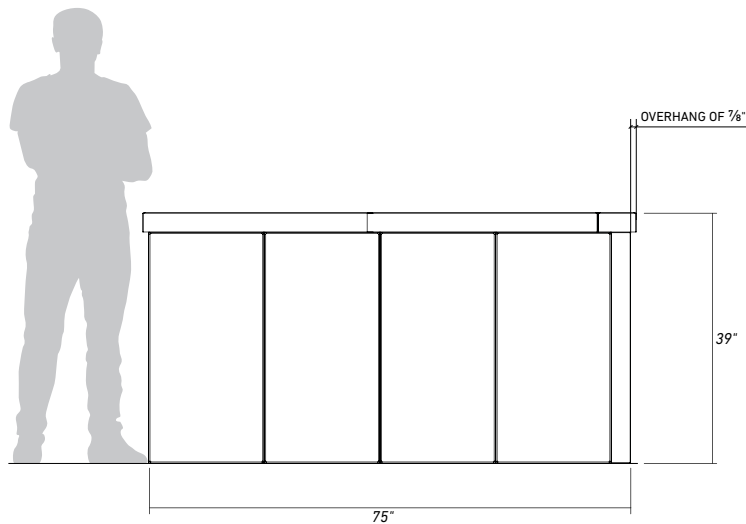
NOTE: Panels "B" can be replaced with panels "A" to equilibrate the pairs/layers. Panels "A" can't be replaced by the panels "B".

REQUIRED PANELS

	18" x 36" PANEL	4x
	18" x 36" PANEL	6x
	6" x 36" PANEL	4x
	6" x 36" PANEL	2x

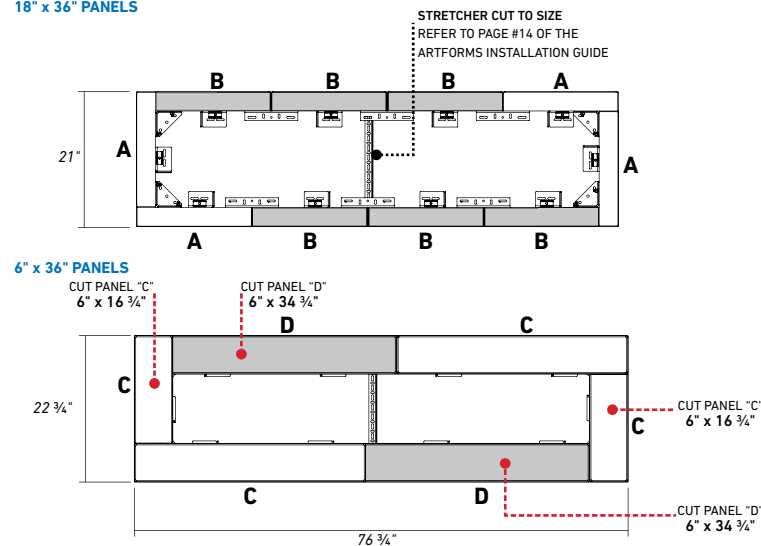
IMPORTANT: 18 x 36" panels are sold in pair/layer or in full pallet only. 6 x 36" panels are sold per unit or in layer or in full pallet.

FRONT VIEW



TOP VIEW


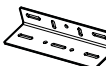
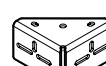


18" x 36" PANELS



6" x 36" PANELS

CUT PANEL "C"
6" x 16 3/4"CUT PANEL "D"
6" x 34 3/4"CUT PANEL "C"
6" x 16 3/4"CUT PANEL "D"
6" x 34 3/4"

REQUIRED HARDWARE

	ANCHOR SLIDE AND NUT NOTE: Sold only per box (50 units/box)	62x
	JOINING PLATE NOTE: Can be sold per box or per unit (10 units/box)	12x
	OUTER CORNER NOTE: Can be sold per box or per unit (10 units/box)	18x
	INNER CORNER NOTE: Can be sold per box or per unit (10 units/box)	0x
	STRETCHER NOTE: Can be sold per box or per unit (10 units/box)	1x

IMPORTANT: Refer to page 23 of the ARTFORMS INSTALLATION GUIDE about the installation of geotextile in planter box. Contact experts/engineers to validate the base preparation, the drainage, the plants & roots growth/management.

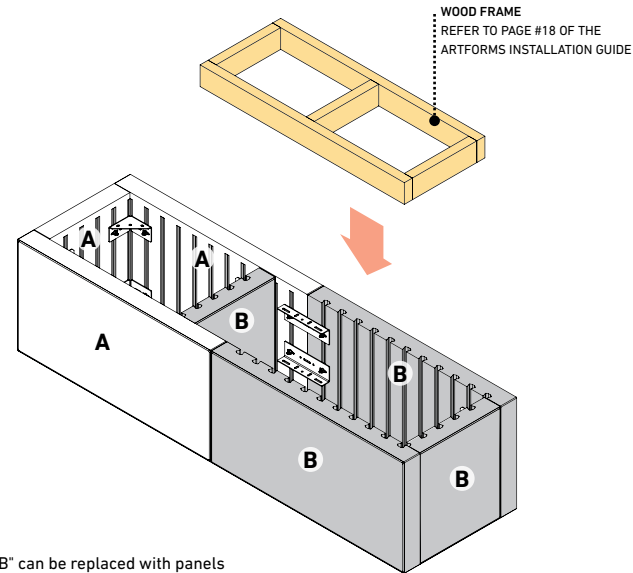
TOTAL WEIGHT (PANELS & HARDWARE) **1765 Lbs**

BENCH & PLANTER

ARTFORMS™ | MODULAR PANEL SYSTEM



INTERIOR VIEW



NOTE: Panels "B" can be replaced with panels "A" to equilibrate the pairs/layers. Panels "A" can't be replaced by the panels "B".

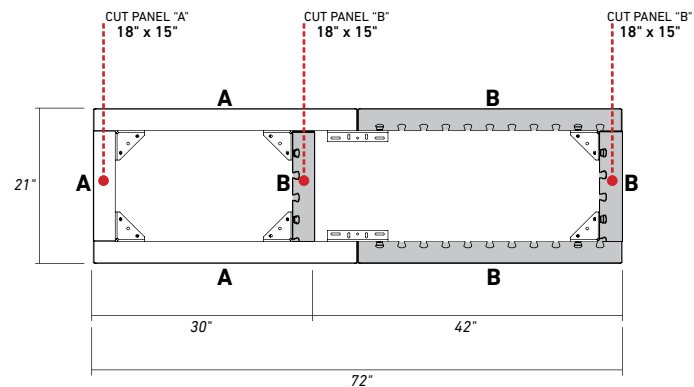
FRONT VIEW



SCAN HERE
TO LEARN MORE ABOUT
MOISTURESHIELD

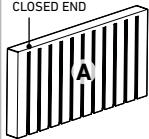

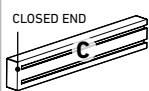
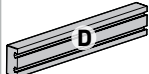


TOP VIEW



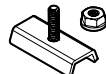
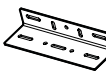



IMPORTANT: Refer to page 23 of the ARTFORMS INSTALLATION GUIDE about the installation of geotextile in planter box. Contact experts/engineers to validate the base preparation, the drainage, the plants & roots growth/management.

REQUIRED PANELS

CLOSED END 	18" x 36" PANEL	3x
	18" x 36" PANEL	3x
CLOSED END 	6" x 36" PANEL	0x
	6" x 36" PANEL	0x

IMPORTANT: 18 x 36" panels are sold in pair/layer or in full pallet only. 6 x 36" panels are sold per unit or in layer or in full pallet.

REQUIRED HARDWARE

	ANCHOR SLIDE AND NUT NOTE: Sold only per box (50 units/box)	32x
	JOINING PLATE NOTE: Can be sold per box or per unit (10 units/box)	4x
	OUTER CORNER NOTE: Can be sold per box or per unit (10 units/box)	12x
	INNER CORNER NOTE: Can be sold per box or per unit (10 units/box)	0x
	STRETCHER NOTE: Can be sold per box or per unit (10 units/box)	0x

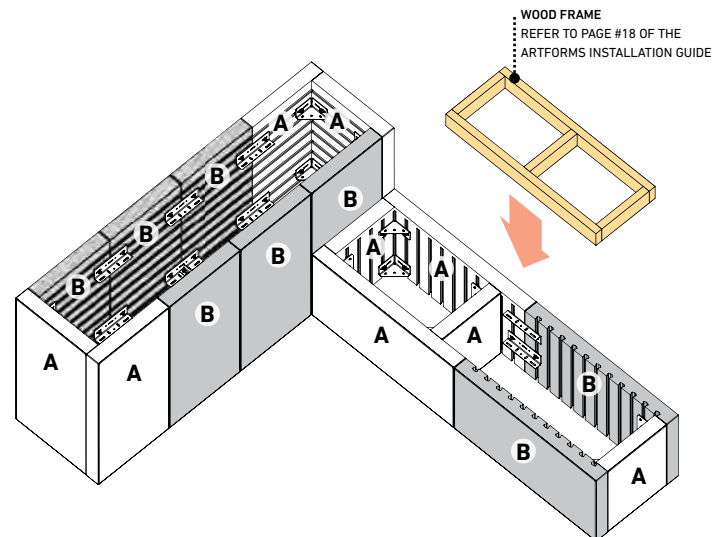
TOTAL WEIGHT (PANELS & HARDWARE) **801 Lbs**

CORNER BENCH & PLANTER

ARTFORMS™ | MODULAR PANEL SYSTEM

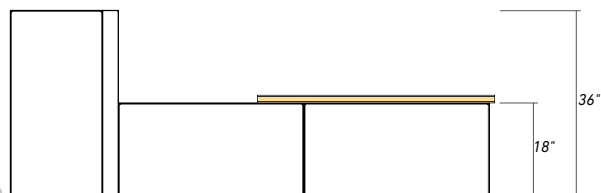


INTERIOR VIEW



NOTE : Panels "B" can be replaced with panels "A" to equilibrate the pairs/layers. Panels "A" can't be replaced by the panels "B".

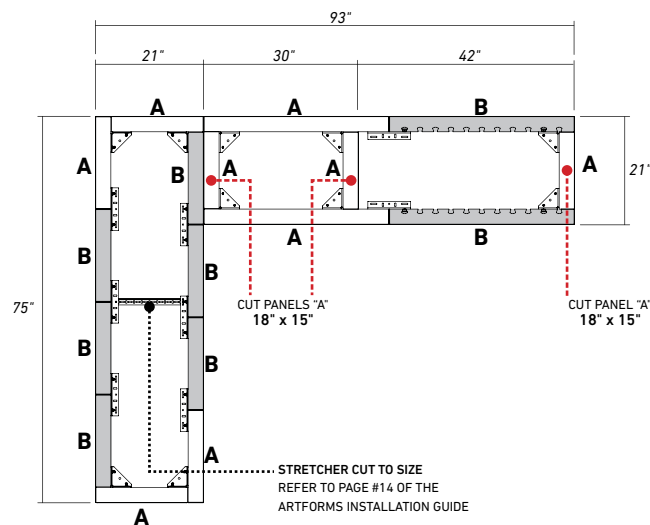
FRONT VIEW



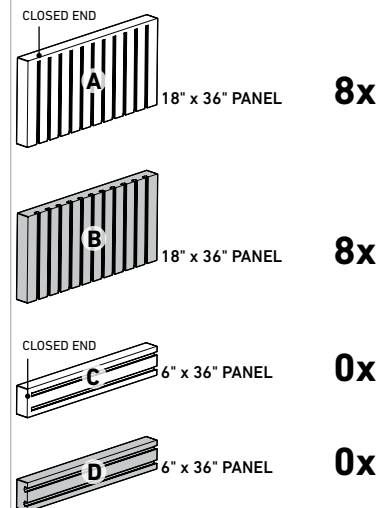
SCAN HERE
TO LEARN MORE ABOUT
MOISTURESHIELD



TOP VIEW

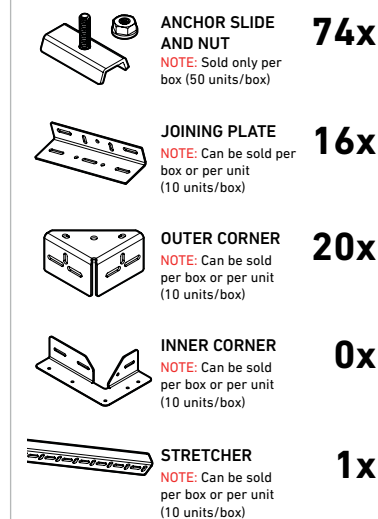


REQUIRED PANELS



IMPORTANT: 18 x 36" panels are sold in pair/layer or in full pallet only. 6 x 36" panels are sold per unit or in layer or in full pallet.

REQUIRED HARDWARE



IMPORTANT: Refer to page 23 of the ARTFORMS INSTALLATION GUIDE about the installation of geotextile in planter box. Contact experts/engineers to validate the base preparation, the drainage, the plants & roots growth/management.

TOTAL WEIGHT
(PANELS & HARDWARE) **2316 Lbs**

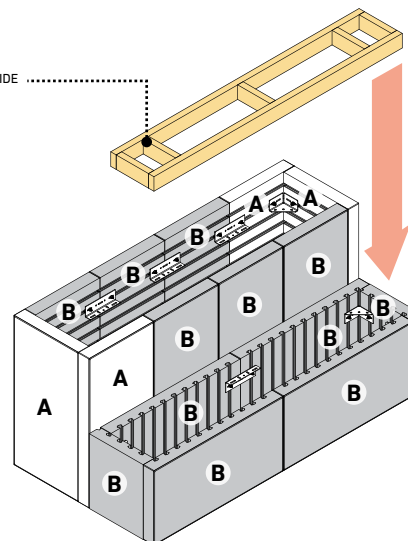
6. BENCH & VERTICAL PLANTER

ARTFORMS™ | MODULAR PANEL SYSTEM



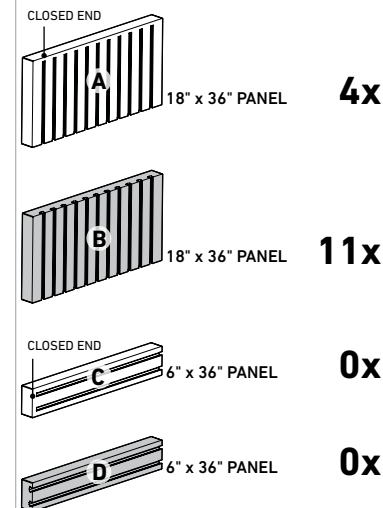
INTERIOR VIEW

WOOD FRAME
REFER TO PAGE #18 OF THE
ARTFORMS INSTALLATION GUIDE



NOTE : Panels "B" can be replaced with panels "A" to equilibrate the pairs/layers. Panels "A" can't be replaced by the panels "B".


REQUIRED PANELS



IMPORTANT: 18 x 36" panels are sold in pair/layer or in full pallet only. 6 x 36" panels are sold per unit or in layer or in full pallet.

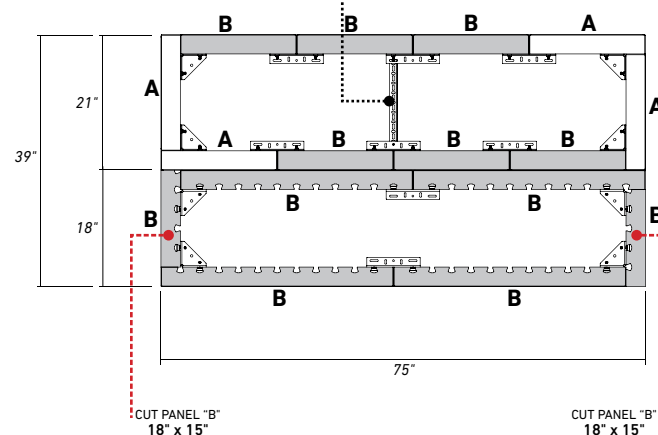
FRONT VIEW

SCAN HERE
TO LEARN MORE ABOUT
MOISTURESHIELD

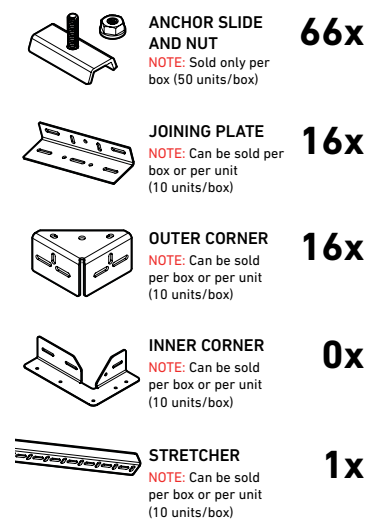


TOP VIEW

STRETCHER CUT TO SIZE
REFER TO PAGE #14 OF THE
ARTFORMS INSTALLATION GUIDE



REQUIRED HARDWARE



IMPORTANT: Refer to page 23 of the ARTFORMS INSTALLATION GUIDE about the installation of geotextile in planter box. Contact experts/engineers to validate the base preparation, the drainage, the plants & roots growth/management.

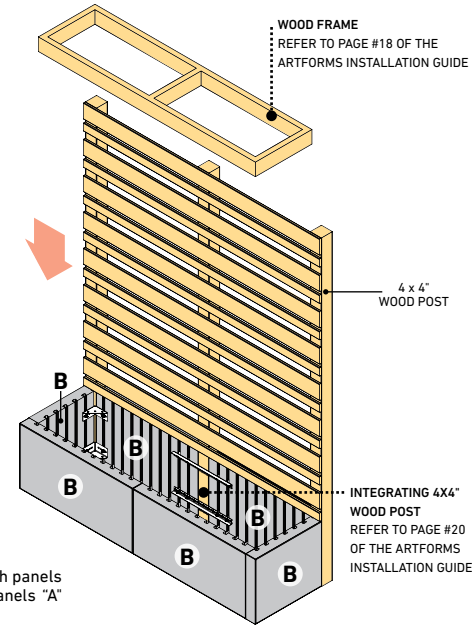
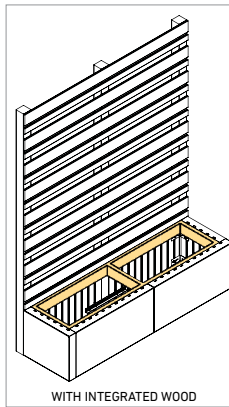
TOTAL WEIGHT (PANELS & HARDWARE) **2248 Lbs**

PRIVACY WALL WITH BENCH

ARTFORMS™ | MODULAR PANEL SYSTEM

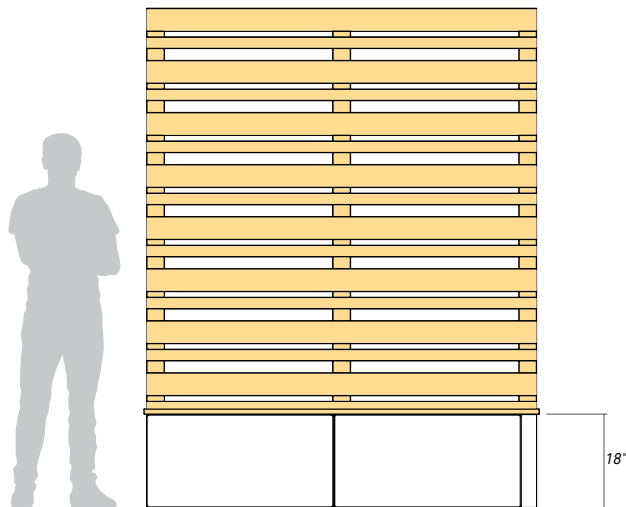


INTERIOR VIEW

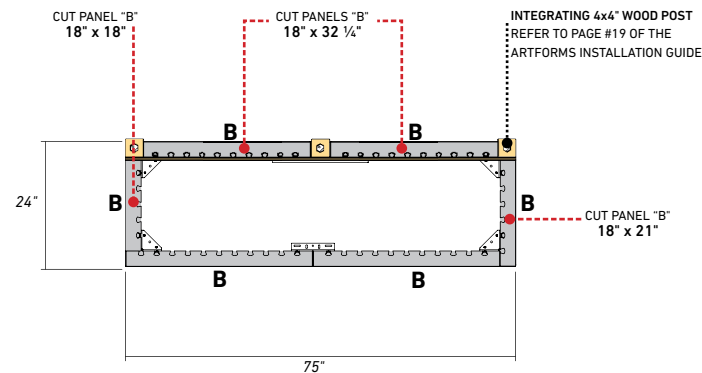


NOTE: Panels "B" can be replaced with panels "A" to equilibrate the pairs/layers. Panels "A" can't be replaced by the panels "B".

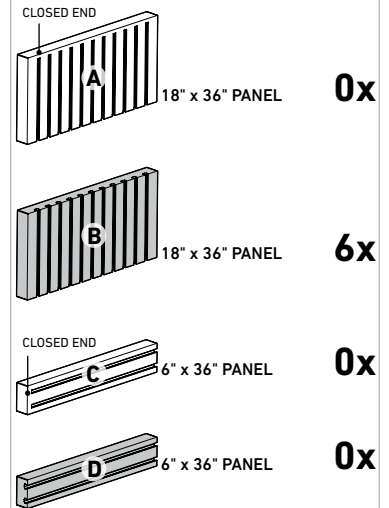
FRONT VIEW



TOP VIEW

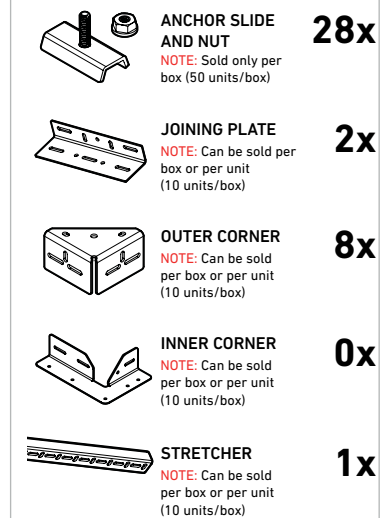


REQUIRED PANELS



IMPORTANT: 18 x 36" panels are sold in pair/layer or in full pallet only. 6 x 36" panels are sold per unit or in layer or in full pallet.


REQUIRED HARDWARE



TOTAL WEIGHT **739 Lbs**
(PANELS & HARDWARE)

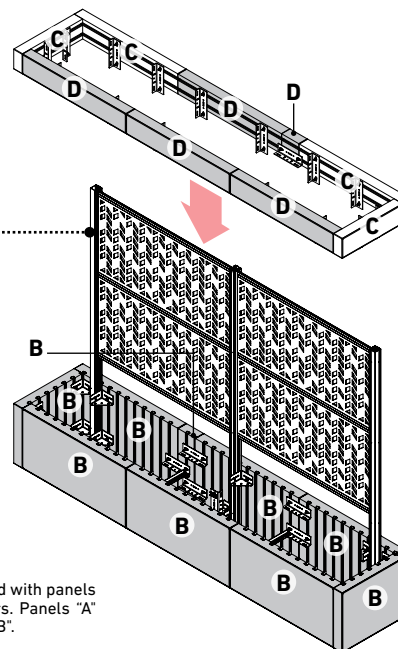
PRIVACY PANEL & PLANTER

ARTFORMS™ | MODULAR PANEL SYSTEM



INTERIOR VIEW

METAL FRAME
REFER TO PAGE #21 OF THE
ARTFORMS INSTALLATION GUIDE




NOTE : Panels "B" can be replaced with panels "A" to equilibrate the pairs/layers. Panels "A" can't be replaced by the panels "B".

FRONT VIEW

SCAN HERE
TO LEARN MORE ABOUT
DECORATIVE PANELS

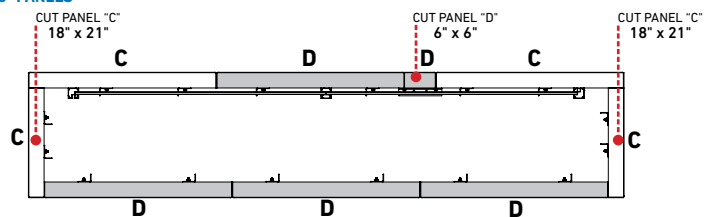


DECORATIVE SCREEN
PANEL 2' x 4'

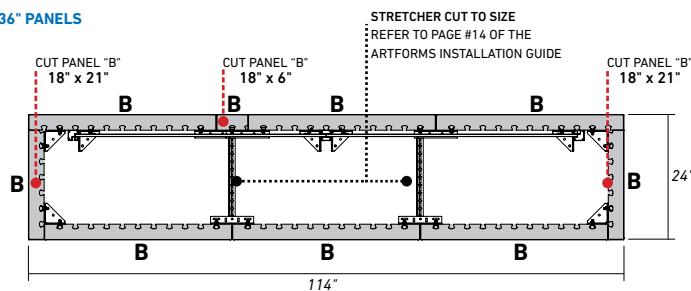


TOP VIEW

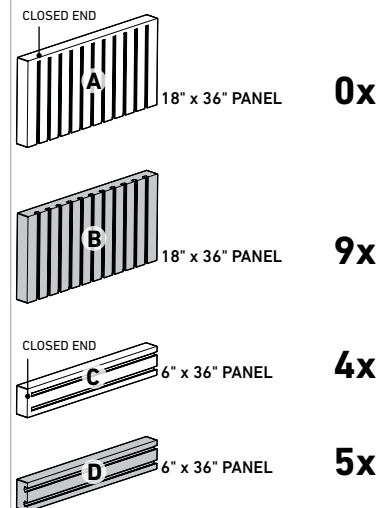
6" x 36" PANELS



18" x 36" PANELS

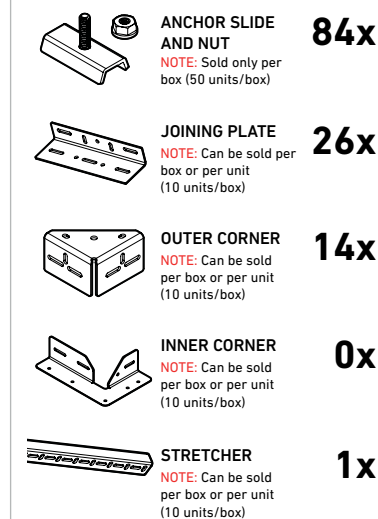


REQUIRED PANELS



IMPORTANT: 18 x 36" panels are sold in pair/layer or in full pallet only. 6 x 36" panels are sold per unit or in layer or in full pallet.

REQUIRED HARDWARE



TOTAL WEIGHT 1500 Lbs
(PANELS & HARDWARE)

IMPORTANT: Refer to page 23 of the ARTFORMS INSTALLATION GUIDE about the installation of geotextile in planter box. Contact experts/engineers to validate the base preparation, the drainage, the plants & roots growth/management.

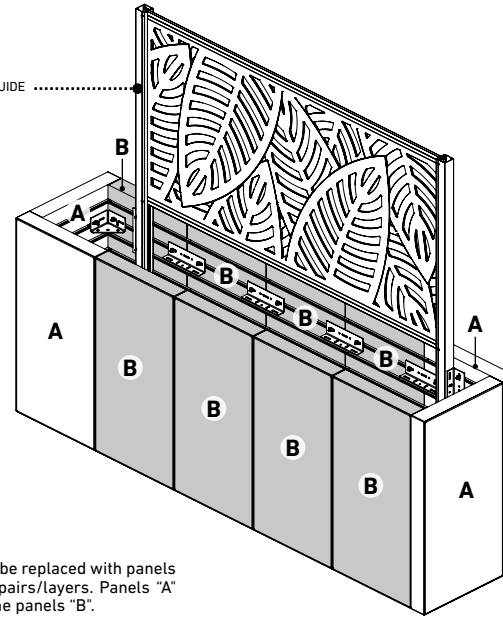
PRIVACY PANEL & VERTICAL PLANTER

ARTFORMS™ | MODULAR PANEL SYSTEM



INTERIOR VIEW

METAL FRAME
REFER TO PAGE #21 OF THE
ARTFORMS INSTALLATION GUIDE




NOTE : Panels "B" can be replaced with panels "A" to equilibrate the pairs/layers. Panels "A" can't be replaced by the panels "B".

FRONT VIEW

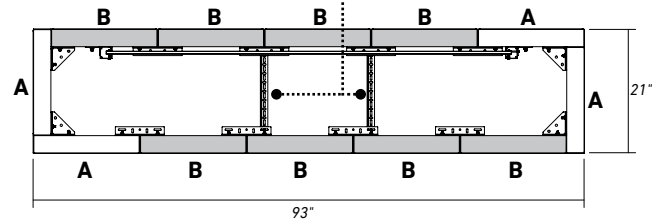
DECORATIVE SCREEN
PANEL 3' x 6'

SCAN HERE
TO LEARN MORE ABOUT
DECORATIVE PANELS

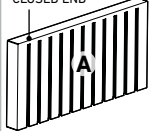
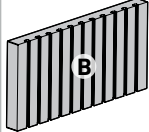
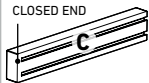
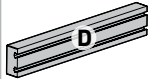


TOP VIEW

STRETCHER CUT TO SIZE
REFER TO PAGE #14 OF THE
ARTFORMS INSTALLATION GUIDE


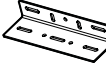





REQUIRED PANELS

CLOSED END 	18" x 36" PANEL	4x
	18" x 36" PANEL	8x
CLOSED END 	6" x 36" PANEL	0x
	6" x 36" PANEL	0x

IMPORTANT: 18 x 36" panels are sold in pair/layer or in full pallet only. 6 x 36" panels are sold per unit or in layer or in full pallet.

REQUIRED HARDWARE

	ANCHOR SLIDE AND NUT NOTE: Sold only per box (50 units/box)	60x
	JOINING PLATE NOTE: Can be sold per box or per unit (10 units/box)	20x
	OUTER CORNER NOTE: Can be sold per box or per unit (10 units/box)	8x
	INNER CORNER NOTE: Can be sold per box or per unit (10 units/box)	0x
	STRETCHER NOTE: Can be sold per box or per unit (10 units/box)	1x

IMPORTANT: Refer to page 23 of the ARTFORMS INSTALLATION GUIDE about the installation of geotextile in planter box. Contact experts/engineers to validate the base preparation, the drainage, the plants & roots growth/management.

TOTAL WEIGHT 1823 Lbs
(PANELS & HARDWARE)

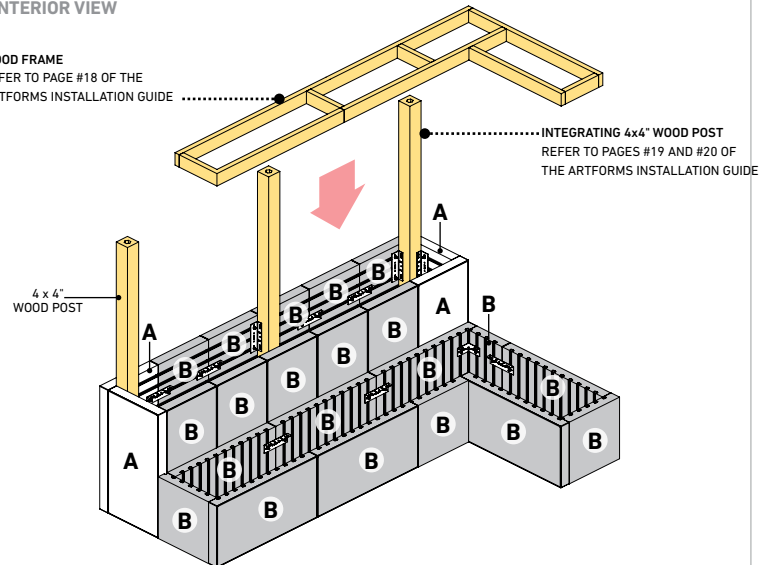
L-SHAPED BENCH WITH VERTICAL PLANTER

ARTFORMS™ | MODULAR PANEL SYSTEM



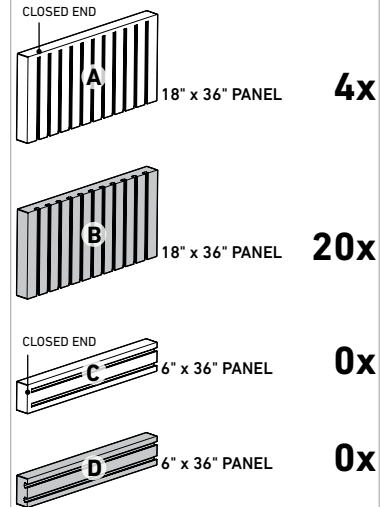
INTERIOR VIEW

WOOD FRAME
REFER TO PAGE #18 OF THE
ARTFORMS INSTALLATION GUIDE



NOTE: Panels "B" can be replaced with panels "A" to equilibrate the pairs/layers. Panels "A" can't be replaced by the panels "B".


REQUIRED PANELS



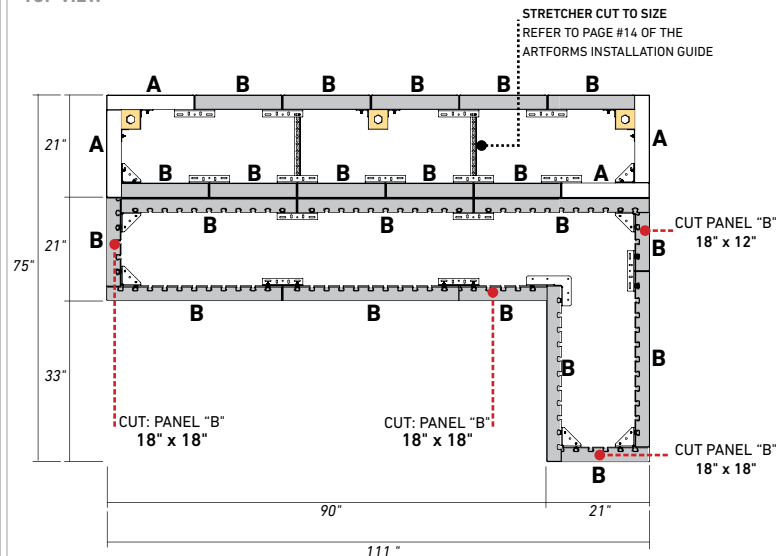
IMPORTANT: 18 x 36" panels are sold in pair/layer or in full pallet only. 6 x 36" panels are sold per unit or in layer or in full pallet.

FRONT VIEW

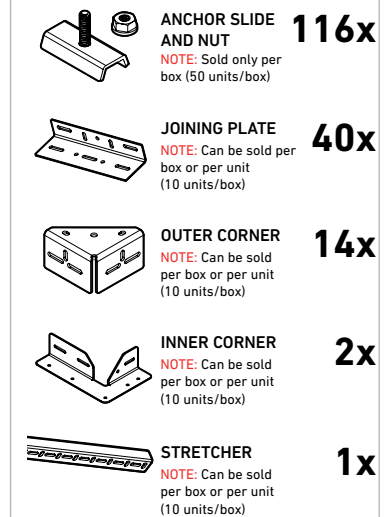
SCAN HERE
TO LEARN MORE ABOUT
DECORATIVE PANELS



TOP VIEW



REQUIRED HARDWARE

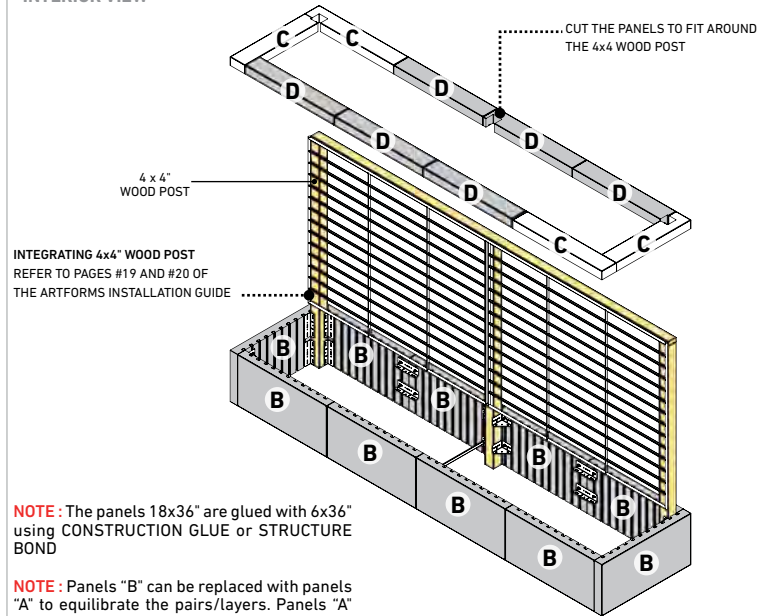


IMPORTANT: Refer to page 23 of the ARTFORMS INSTALLATION GUIDE about the installation of geotextile in planter box. Contact experts/engineers to validate the base preparation, the drainage, the plants & roots growth/management.

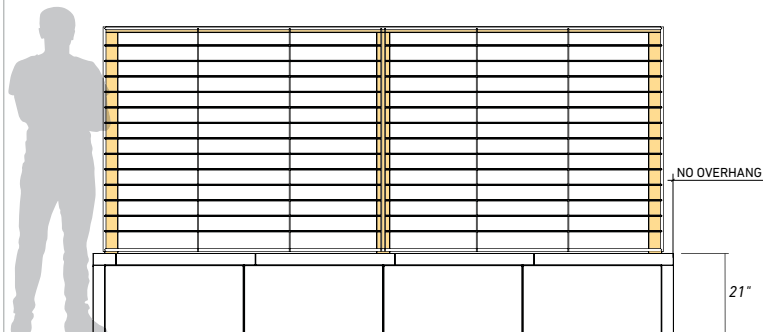
TOTAL WEIGHT **3615 Lbs**
(PANELS & HARDWARE)



INTERIOR VIEW

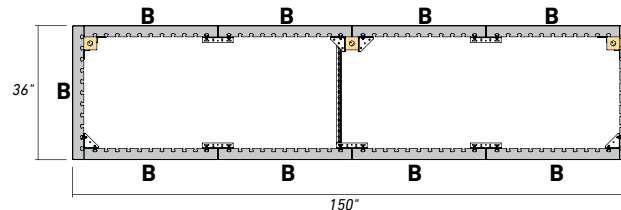


FRONT VIEW

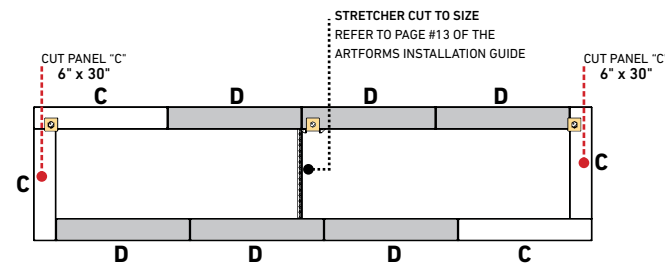


TOP VIEW

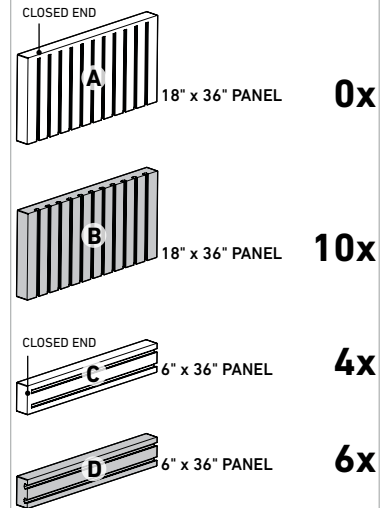
18" x 36" PANELS



6" x 36" PANELS

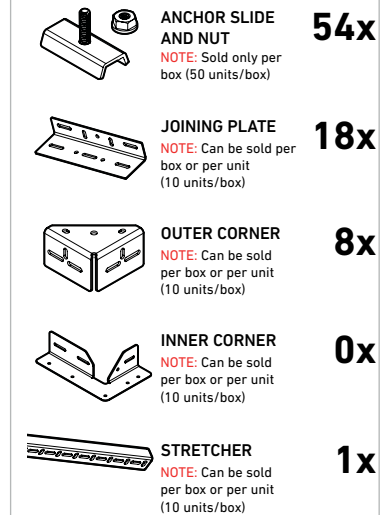


REQUIRED PANELS



IMPORTANT: 18 x 36" panels are sold in pair/layer or in full pallet only. 6 x 36" panels are sold per unit or in layer or in full pallet.

REQUIRED HARDWARE



IMPORTANT: Refer to page 23 of the ARTFORMS INSTALLATION GUIDE about the installation of geotextile in planter box. Contact experts/engineers to validate the base preparation, the drainage, the plants & roots growth/management.

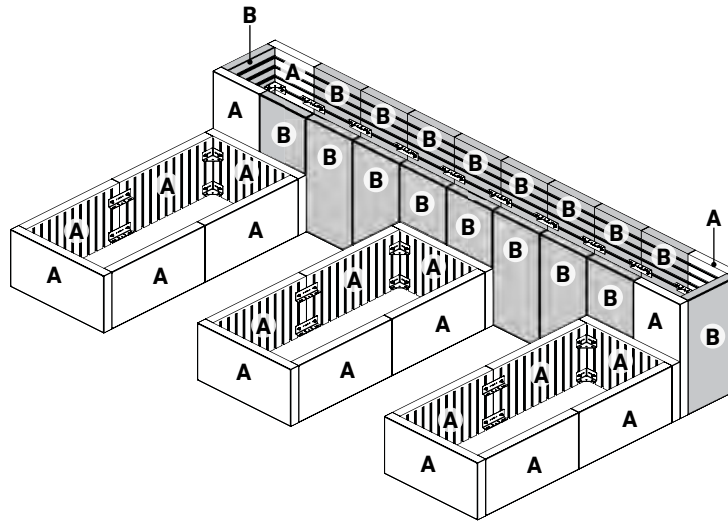
TOTAL WEIGHT **1986 Lbs**
(PANELS & HARDWARE)

MULTILEVEL RAISED GARDEN

ARTFORMS™ | MODULAR PANEL SYSTEM

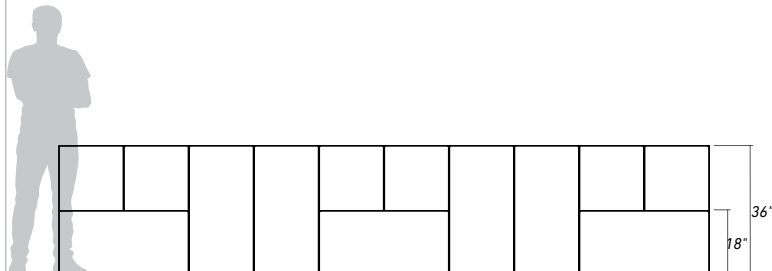


INTERIOR VIEW

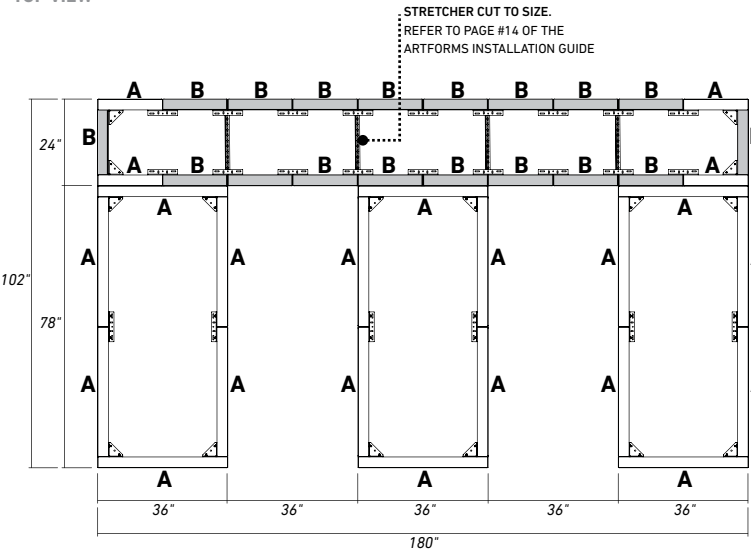


NOTE : Panels "B" can be replaced with panels "A" to equilibrate the pairs/layers. Panels "A" can't be replaced by the panels "B".

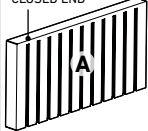
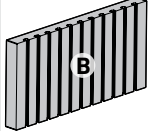
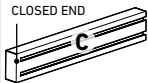
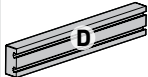
FRONT VIEW



TOP VIEW


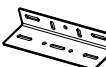





REQUIRED PANELS

	18" x 36" PANEL	22x
	18" x 36" PANEL	18x
	6" x 36" PANEL	0x
	6" x 36" PANEL	0x

IMPORTANT: 18 x 36" panels are sold in pair/layer or in full pallet only. 6 x 36" panels are sold per unit or in layer or in full pallet.

REQUIRED HARDWARE

	ANCHOR SLIDE AND NUT	168x
NOTE: Sold only per box (50 units/box)		
	JOINING PLATE	48x
NOTE: Can be sold per box or per unit (10 units/box)		
	OUTER CORNER	32x
NOTE: Can be sold per box or per unit (10 units/box)		
	INNER CORNER	0x
NOTE: Can be sold per box or per unit (10 units/box)		
	STRETCHER	2x
NOTE: Can be sold per box or per unit (10 units/box)		

IMPORTANT: Refer to page 23 of the ARTFORMS INSTALLATION GUIDE about the installation of geotextile in planter box. Contact experts/engineers to validate the base preparation, the drainage, the plants & roots growth/management.

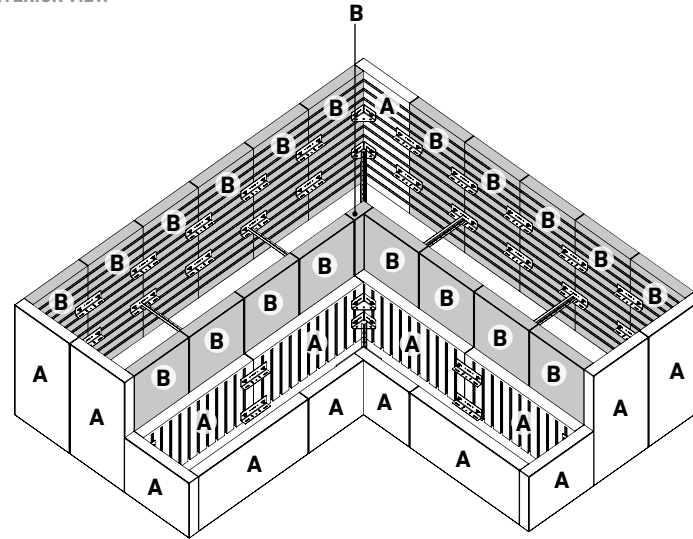
TOTAL WEIGHT **6057 Lbs**
(PANELS & HARDWARE)

13. CORNER MULTILEVEL RAISED GARDEN

ARTFORMS™ | MODULAR PANEL SYSTEM

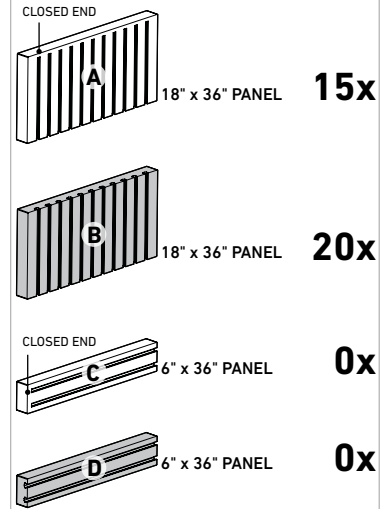


INTERIOR VIEW



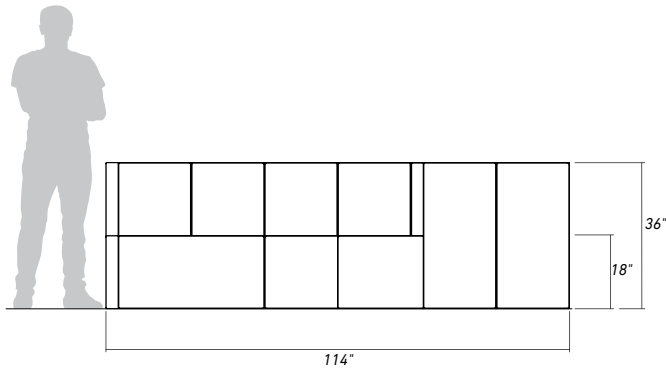
NOTE : Panels "B" can be replaced with panels "A" to equilibrate the pairs/layers. Panels "A" can't be replaced by the panels "B".

REQUIRED PANELS

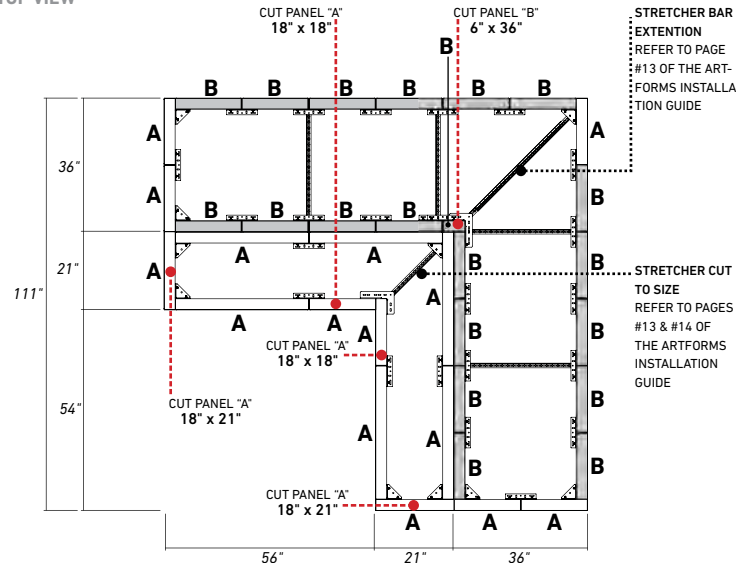


IMPORTANT: 18 x 36" panels are sold in pair/layer or in full pallet only. 6 x 36" panels are sold per unit or in layer or in full pallet.

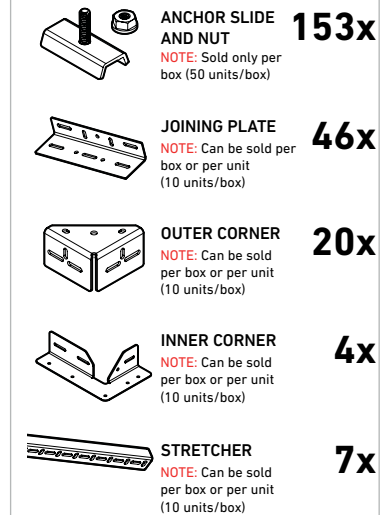
FRONT VIEW



TOP VIEW



REQUIRED HARDWARE



IMPORTANT: Refer to page 23 of the ARTFORMS INSTALLATION GUIDE about the installation of geotextile in planter box. Contact experts/engineers to validate the base preparation, the drainage, the plants & roots growth/management.

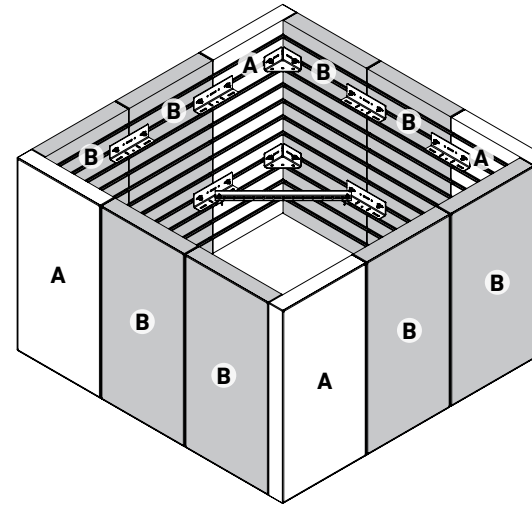
TOTAL WEIGHT (PANELS & HARDWARE) 4938 Lbs

VERTICAL TREE BOX

ARTFORMS™ | MODULAR PANEL SYSTEM




INTERIOR VIEW

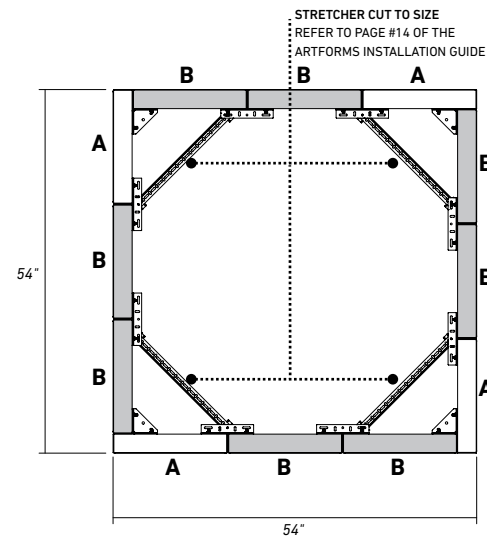


NOTE : Panels "B" can be replaced with panels "A" to equilibrate the pairs/layers. Panels "A" can't be replaced by the panels "B".

FRONT VIEW



TOP VIEW



REQUIRED PANELS

	18" x 36" PANEL	4x
	18" x 36" PANEL	8x
	6" x 36" PANEL	0x
	6" x 36" PANEL	0x

IMPORTANT: 18 x 36" panels are sold in pair/layer or in full pallet only. 6 x 36" panels are sold per unit or in layer or in full pallet.

REQUIRED HARDWARE

	ANCHOR SLIDE AND NUT NOTE: Sold only per box (50 units/box)	56x
	JOINING PLATE NOTE: Can be sold per box or per unit (10 units/box)	16x
	OUTER CORNER NOTE: Can be sold per box or per unit (10 units/box)	8x
	INNER CORNER NOTE: Can be sold per box or per unit (10 units/box)	0x
	STRETCHER NOTE: Can be sold per box or per unit (10 units/box)	4x

IMPORTANT: Refer to page 23 of the ARTFORMS INSTALLATION GUIDE about the installation of geotextile in planter box. Contact experts/engineers to validate the base preparation, the drainage, the plants & roots growth/management.

TOTAL WEIGHT 1822 Lbs
(PANELS & HARDWARE)

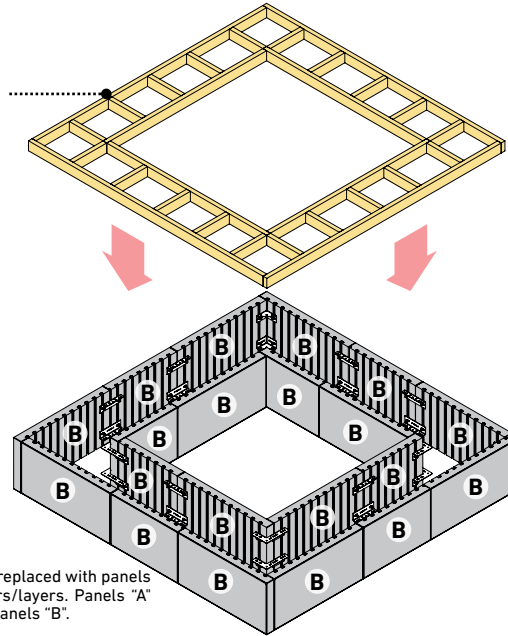
TREE BOX & BENCH

ARTFORMS™ | MODULAR PANEL SYSTEM



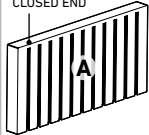
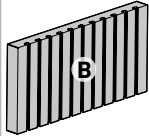
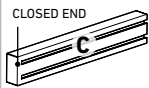

INTERIOR VIEW

WOOD FRAME
 REFER TO PAGE #18 OF THE
 ARTFORMS INSTALLATION GUIDE



NOTE : Panels "B" can be replaced with panels "A" to equilibrate the pairs/layers. Panels "A" can't be replaced by the panels "B".

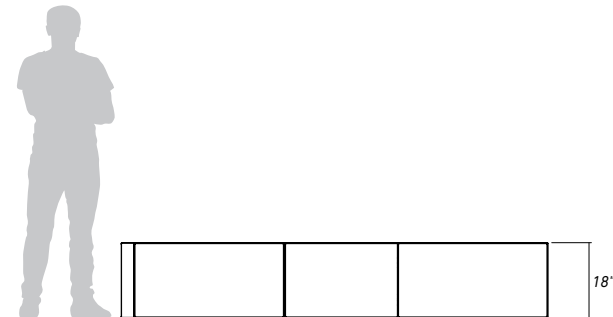
REQUIRED PANELS

	18" x 36" PANEL	0x
	18" x 36" PANEL	20x
	6" x 36" PANEL	0x
	6" x 36" PANEL	0x

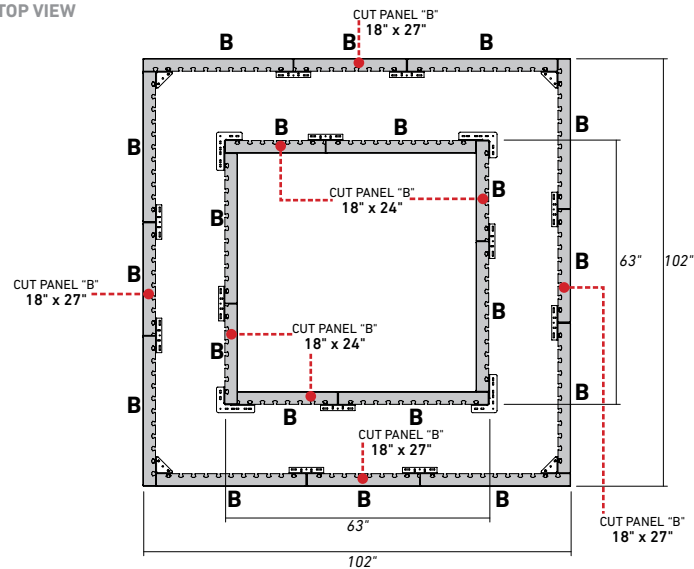
IMPORTANT: 18 x 36" panels are sold in pair/layer or in full pallet only. 6 x 36" panels are sold per unit or in layer or in full pallet.

FRONT VIEW

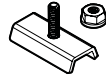

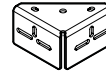


SCAN HERE
 TO LEARN MORE ABOUT
 MOISTURESHIELD



TOP VIEW



REQUIRED HARDWARE

	ANCHOR SLIDE AND NUT NOTE: Sold only per box (50 units/box)	80x
	JOINING PLATE NOTE: Can be sold per box or per unit (10 units/box)	24x
	OUTER CORNER NOTE: Can be sold per box or per unit (10 units/box)	8x
	INNER CORNER NOTE: Can be sold per box or per unit (10 units/box)	8x
	STRETCHER NOTE: Can be sold per box or per unit (10 units/box)	0x

IMPORTANT: Refer to page 23 of the ARTFORMS INSTALLATION GUIDE about the installation of geotextile in planter box. Contact experts/engineers to validate the base preparation, the drainage, the plants & roots growth/management.

TOTAL WEIGHT
 (PANELS & HARDWARE) **2677 Lbs**

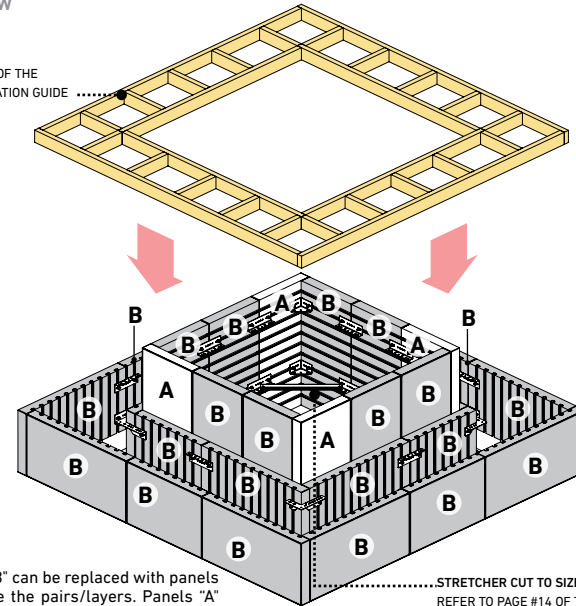
MULTILEVEL TREE BOX & BENCH

ARTFORMS™ | MODULAR PANEL SYSTEM



INTERIOR VIEW

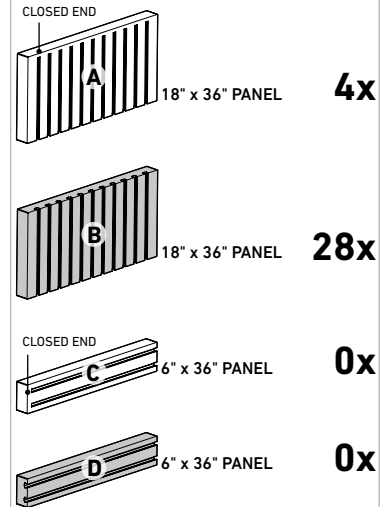
WOOD FRAME
REFER TO PAGE #18 OF THE
ARTFORMS INSTALLATION GUIDE



NOTE: Panels "B" can be replaced with panels "A" to equilibrate the pairs/layers. Panels "A" can't be replaced by the panels "B".

STRETCHER CUT TO SIZE
REFER TO PAGE #14 OF THE
ARTFORMS INSTALLATION GUIDE

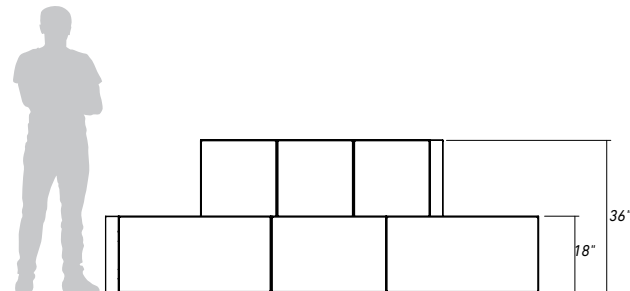
REQUIRED PANELS



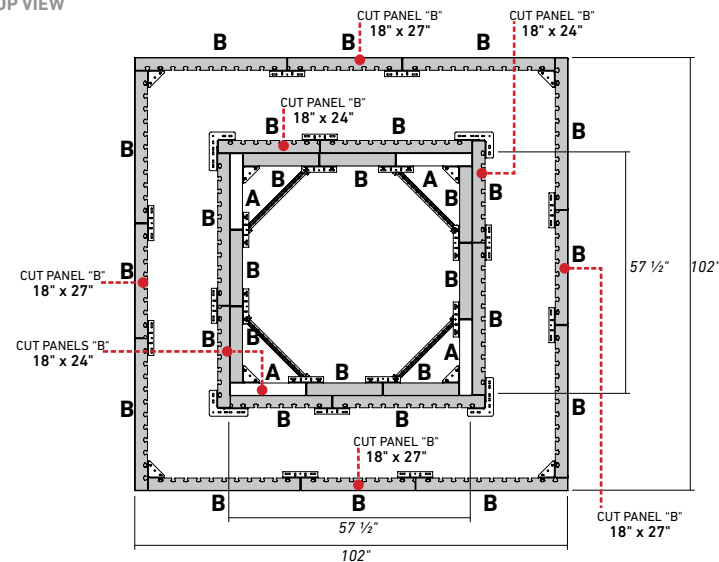
IMPORTANT: 18 x 36" panels are sold in pair/layer or in full pallet only. 6 x 36" panels are sold per unit or in layer or in full pallet.

FRONT VIEW

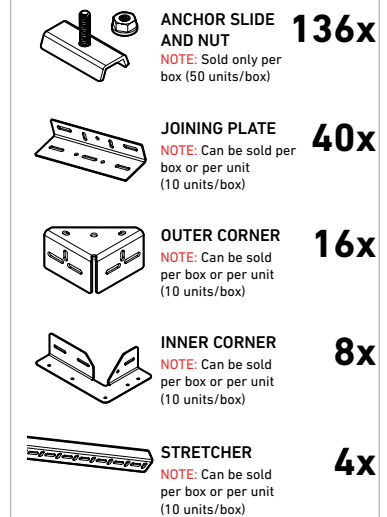
SCAN HERE
TO LEARN MORE ABOUT
MOISTURESHIELD



TOP VIEW



REQUIRED HARDWARE



IMPORTANT: Refer to page 23 of the ARTFORMS INSTALLATION GUIDE about the installation of geotextile in planter box. Contact experts/engineers to validate the base preparation, the drainage, the plants & roots growth/management.

TOTAL WEIGHT **4499 Lbs**
(PANELS & HARDWARE)

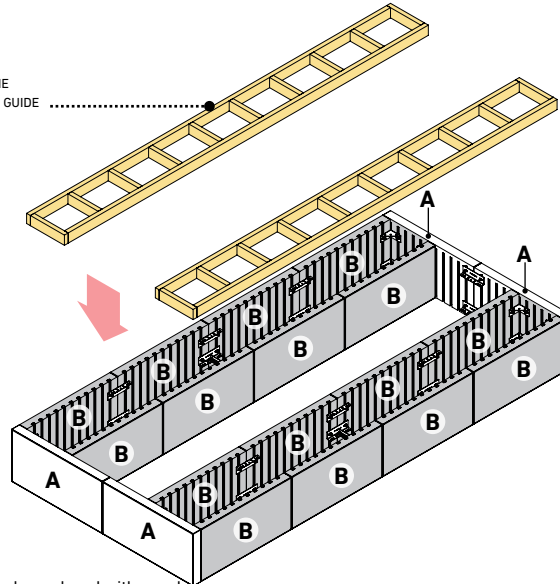
LARGE PLANTER & SIDE BENCHES

ARTFORMS™ | MODULAR PANEL SYSTEM



INTERIOR VIEW


WOOD FRAME
REFER TO PAGE #18 OF THE
ARTFORMS INSTALLATION GUIDE



NOTE: Panels "B" can be replaced with panels "A" to equilibrate the pairs/layers. Panels "A" can't be replaced by the panels "B".

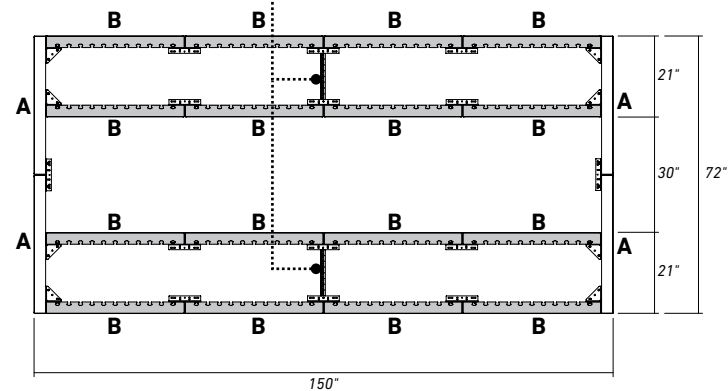
FRONT VIEW

SCAN HERE
TO LEARN MORE ABOUT
MOISTURESHIELD



TOP VIEW

STRETCHER CUT TO SIZE
REFER TO PAGE #14 OF THE
ARTFORMS INSTALLATION GUIDE



REQUIRED PANELS

	18" x 36" PANEL	4x
	18" x 36" PANEL	16x
	6" x 36" PANEL	0x
	6" x 36" PANEL	0x

IMPORTANT: 18 x 36" panels are sold in pair/layer or in full pallet only. 6 x 36" panels are sold per unit or in layer or in full pallet.

REQUIRED HARDWARE

	ANCHOR SLIDE AND NUT NOTE: Sold only per box (50 units/box)	90x
	JOINING PLATE NOTE: Can be sold per box or per unit (10 units/box)	28x
	OUTER CORNER NOTE: Can be sold per box or per unit (10 units/box)	16x
	INNER CORNER NOTE: Can be sold per box or per unit (10 units/box)	0x
	STRETCHER NOTE: Can be sold per box or per unit (10 units/box)	1x

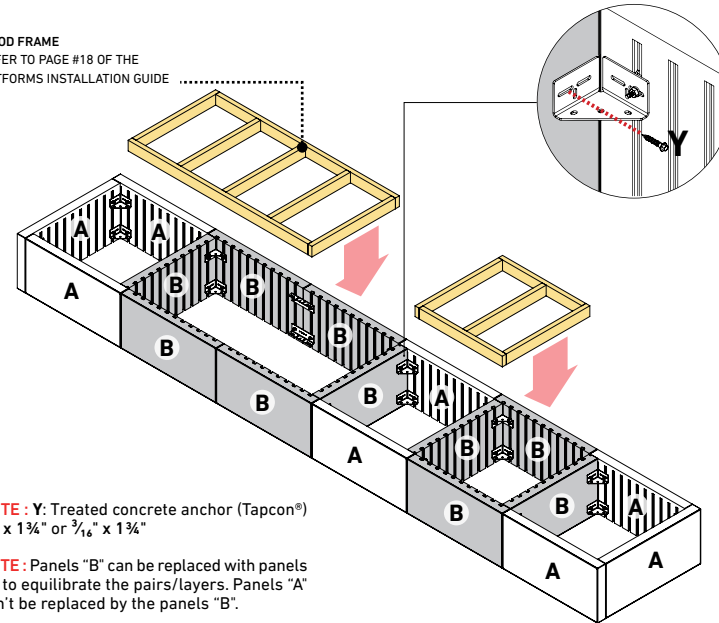
IMPORTANT: Refer to page 23 of the ARTFORMS INSTALLATION GUIDE about the installation of geotextile in planter box. Contact experts/engineers to validate the base preparation, the drainage, the plants & roots growth/management.

TOTAL WEIGHT
(PANELS & HARDWARE) **3031 Lbs**



INTERIOR VIEW

WOOD FRAME
 REFER TO PAGE #18 OF THE
 ARTFORMS INSTALLATION GUIDE

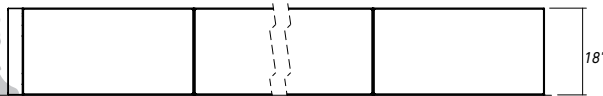


NOTE: Y: Treated concrete anchor (Tapcon®)
 $\frac{1}{4}$ " x $1\frac{1}{4}$ " or $\frac{3}{16}$ " x $1\frac{1}{4}$ "

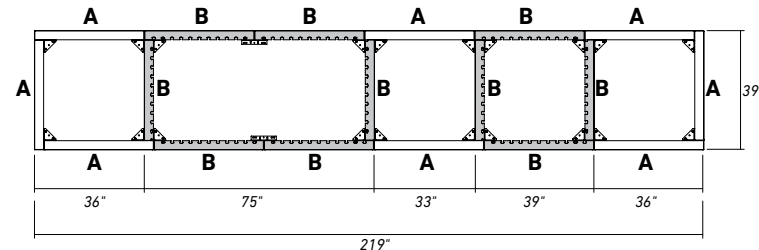
NOTE: Panels "B" can be replaced with panels "A" to equilibrate the pairs/layers. Panels "A" can't be replaced by the panels "B".

FRONT VIEW

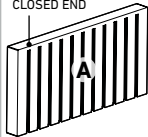
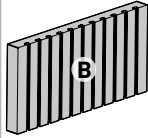
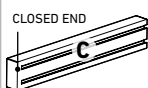
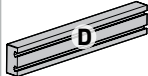
SCAN HERE
 TO LEARN MORE ABOUT
 MOISTURESHIELD



TOP VIEW

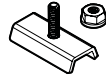
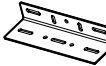





REQUIRED PANELS

	18" x 36" PANEL	8x
	18" x 36" PANEL	10x
	6" x 36" PANEL	0x
	6" x 36" PANEL	0x

IMPORTANT: 18 x 36" panels are sold in pair/layer or in full pallet only. 6 x 36" panels are sold per unit or in layer or in full pallet.

REQUIRED HARDWARE

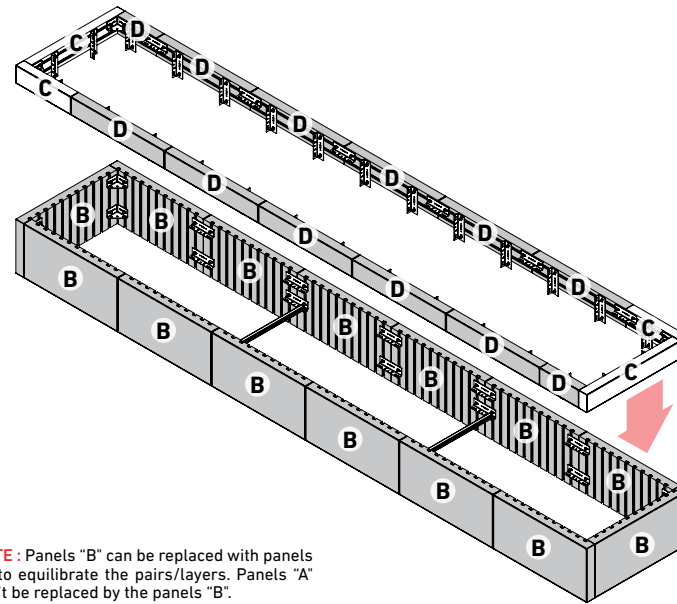
	ANCHOR SLIDE AND NUT NOTE: Sold only per box (50 units/box)	88x
	JOINING PLATE NOTE: Can be sold per box or per unit (10 units/box)	4x
	OUTER CORNER NOTE: Can be sold per box or per unit (10 units/box)	40x
	INNER CORNER NOTE: Can be sold per box or per unit (10 units/box)	0x
	STRETCHER NOTE: Can be sold per box or per unit (10 units/box)	0x

IMPORTANT: Refer to page 23 of the ARTFORMS INSTALLATION GUIDE about the installation of geotextile in planter box. Contact experts/engineers to validate the base preparation, the drainage, the plants & roots growth/management.

TOTAL WEIGHT
 (PANELS & HARDWARE) **2681 Lbs**

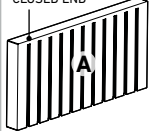

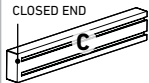



INTERIOR VIEW



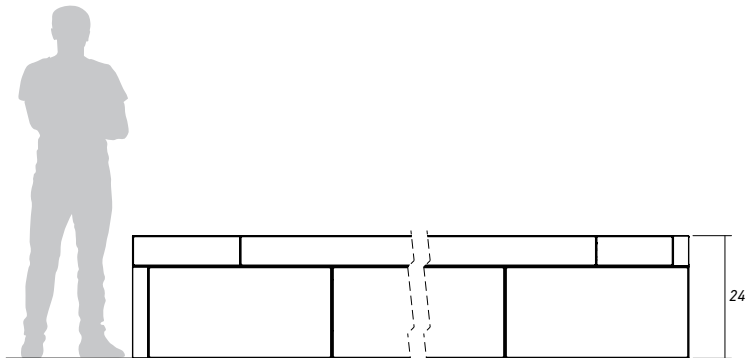
NOTE : Panels "B" can be replaced with panels "A" to equilibrate the pairs/layers. Panels "A" can't be replaced by the panels "B".

REQUIRED PANELS

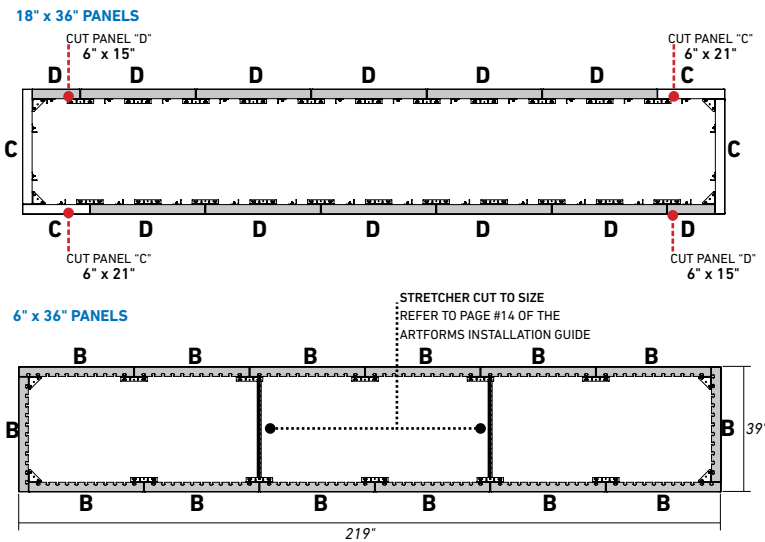
	18" x 36" PANEL	0x
	18" x 36" PANEL	14x
	6" x 36" PANEL	4x
	6" x 36" PANEL	11x

IMPORTANT: 18 x 36" panels are sold in pair/layer or in full pallet only. 6 x 36" panels are sold per unit or in layer or in full pallet.


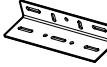



FRONT VIEW



TOP VIEW



REQUIRED HARDWARE

	ANCHOR SLIDE AND NUT NOTE: Sold only per box (50 units/box)	148x
	JOINING PLATE NOTE: Can be sold per box or per unit (10 units/box)	60x
	OUTER CORNER NOTE: Can be sold per box or per unit (10 units/box)	12x
	INNER CORNER NOTE: Can be sold per box or per unit (10 units/box)	0x
	STRETCHER NOTE: Can be sold per box or per unit (10 units/box)	2x

IMPORTANT: Refer to page 23 of the ARTFORMS INSTALLATION GUIDE about the installation of geotextile in planter box. Contact experts/engineers to validate the base preparation, the drainage, the plants & roots growth/management.

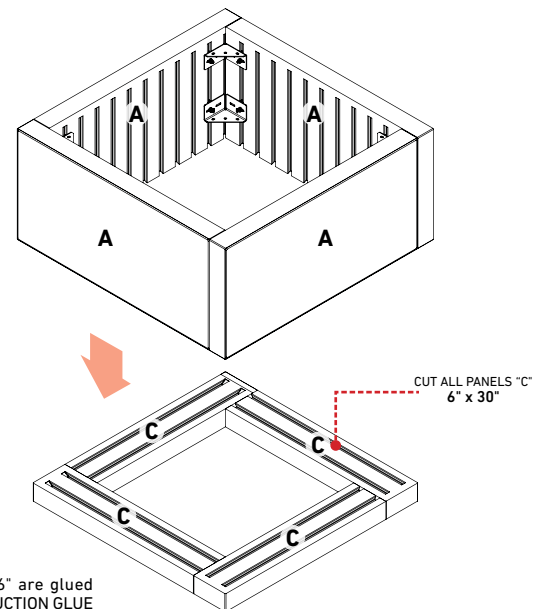
TOTAL WEIGHT
(PANELS & HARDWARE) **2866 Lbs**

RECESSED WOOD FIRE PIT

ARTFORMS™ | MODULAR PANEL SYSTEM

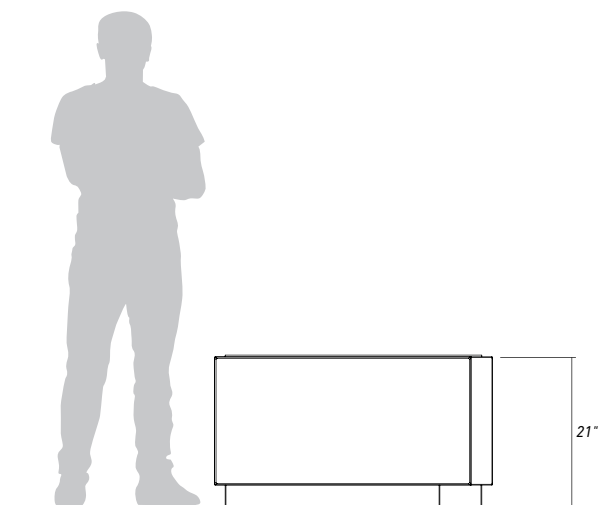


INTERIOR VIEW

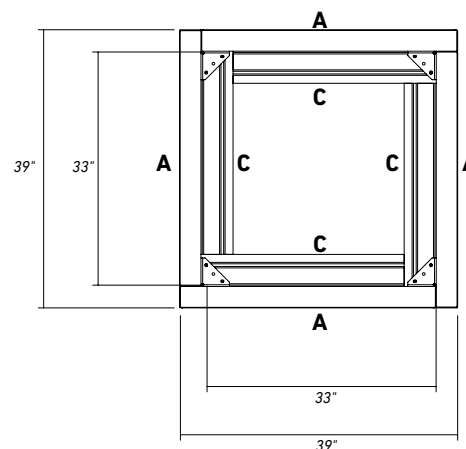


NOTE : The panels 18x36" are glued with 6x36" using CONSTRUCTION GLUE or STRUCTURE BOND

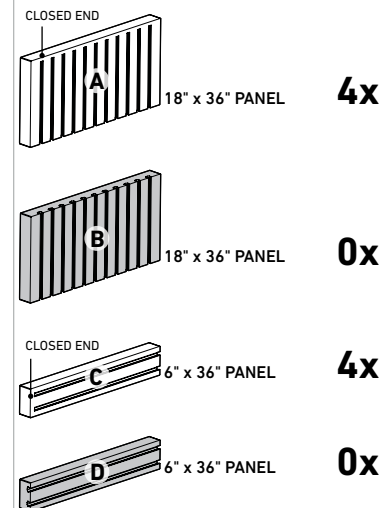
FRONT VIEW



TOP VIEW

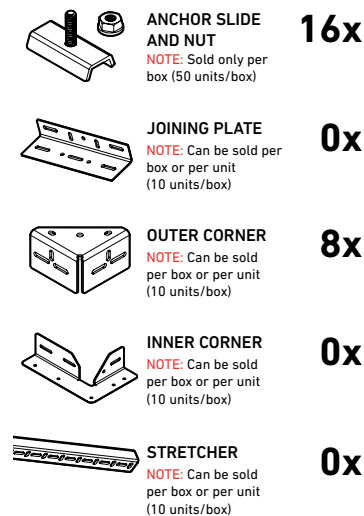


REQUIRED PANELS



IMPORTANT: 18 x 36" panels are sold in pair/layer or in full pallet only. 6 x 36" panels are sold per unit or in layer or in full pallet.

REQUIRED HARDWARE



IMPORTANT: It is recommended to follow the burner manufacturer's specifications for ventilation. Belgard is not responsible for the conformity of connections, clearances and ventilation. Metal liner plate and accessories are not included.

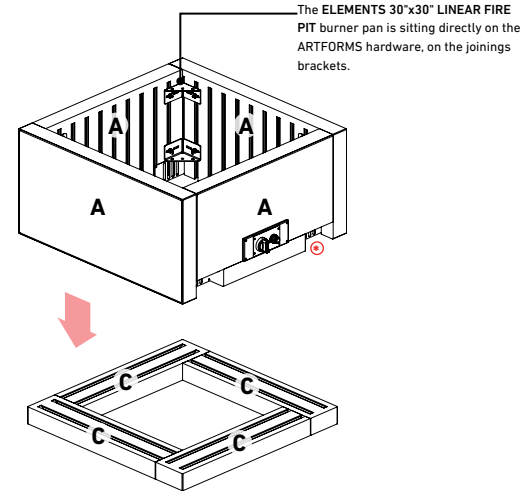
TOTAL WEIGHT **772 Lbs**
(PANELS & HARDWARE)

RECESSED GAS FIRE PIT

ARTFORMS™ | MODULAR PANEL SYSTEM



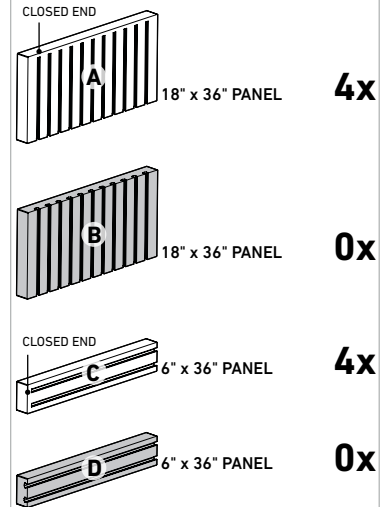
INTERIOR VIEW



✂ Cut panel(s) according to the ELEMENTS 3.5 x 7" ISLAND VENT manufacturer's specifications for ventilation.

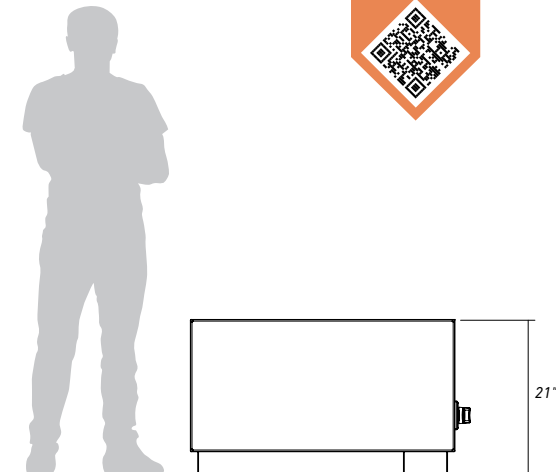
NOTE : The panels 18x36" are glued with 6x36" using CONSTRUCTION GLUE or STRUCTURE BOND

REQUIRED PANELS



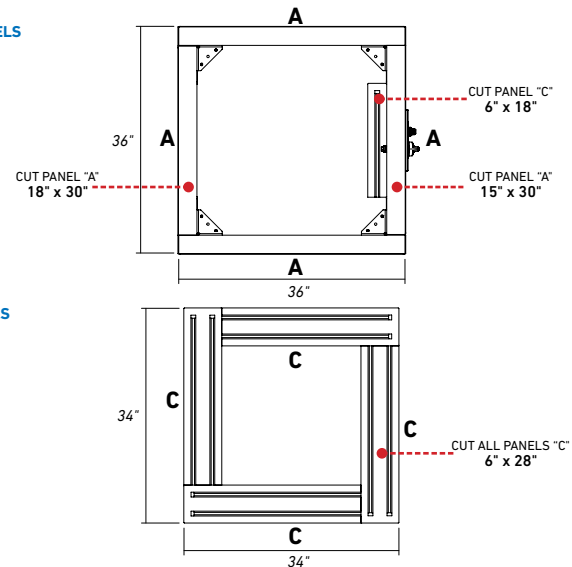
IMPORTANT: 18 x 36" panels are sold in pair/layer or in full pallet only. 6 x 36" panels are sold per unit or in layer or in full pallet.

FRONT VIEW

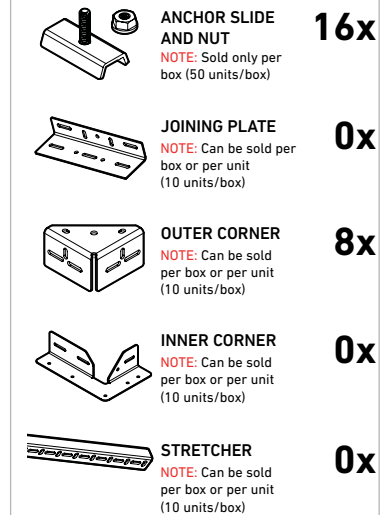


TOP VIEW

18" x 36" PANELS



REQUIRED HARDWARE

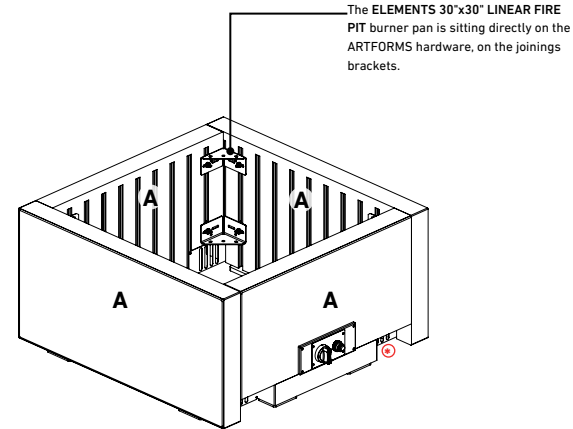


IMPORTANT: It is recommended to follow the burner manufacturer's specifications for ventilation. Belgard is not responsible for the conformity of connections, clearances and ventilation. Burner pan and accessories are not included. PROPOSED MODEL: Linzel SQUARE Burner 30" PLATE KIT

TOTAL WEIGHT
(PANELS & HARDWARE) **683 Lbs**



INTERIOR VIEW



Ⓢ Cut panel(s) according to the ELEMENTS 3.5 x 7" ISLAND VENT manufacturer's specifications for ventilation.

Ⓢ Add 1/2" thick PLASTIC SHIMS for ventilation

FRONT VIEW

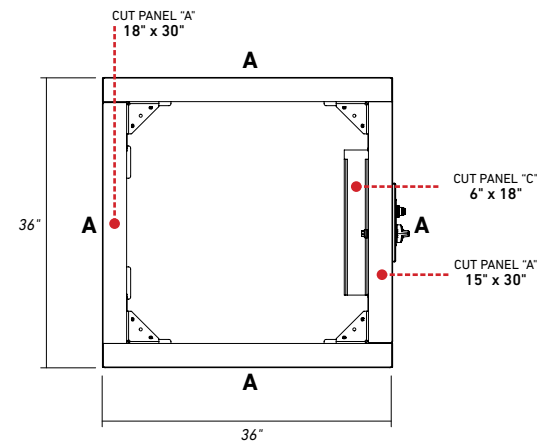


SCAN HERE
TO LEARN MORE
ABOUT ELEMENTS

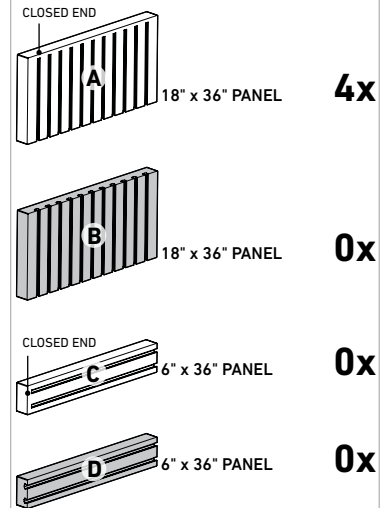


1/2" THICK SHIMS

TOP VIEW

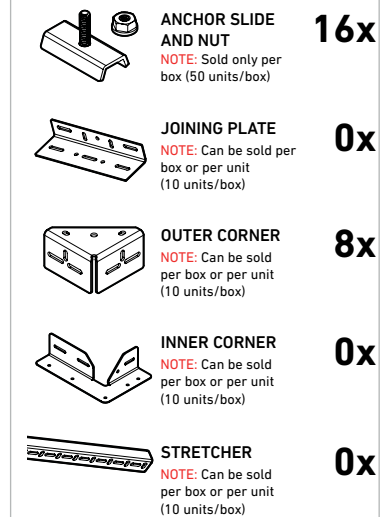


REQUIRED PANELS



IMPORTANT: 18 x 36" panels are sold in pair/layer or in full pallet only. 6 x 36" panels are sold per unit or in layer or in full pallet.

REQUIRED HARDWARE



IMPORTANT: It is recommended to follow the firekit manufacturer's specifications for ventilation. Belgard is not responsible for the conformity of connections, clearances and ventilation. Burner pan and accessories are not included. PROPOSED MODEL: Linzel SQUARE Burner 30" PLATE KIT

TOTAL WEIGHT **535 Lbs**
(PANELS & HARDWARE)

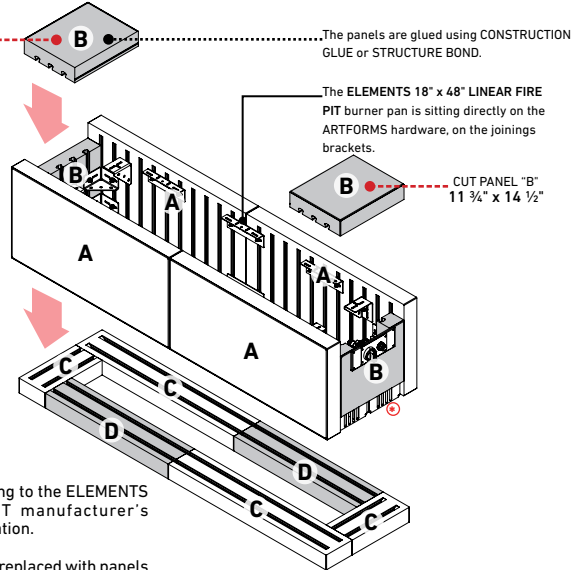
RECESSED RECTANGULAR GAS FIRE PIT

ARTFORMS™ | MODULAR PANEL SYSTEM



INTERIOR VIEW

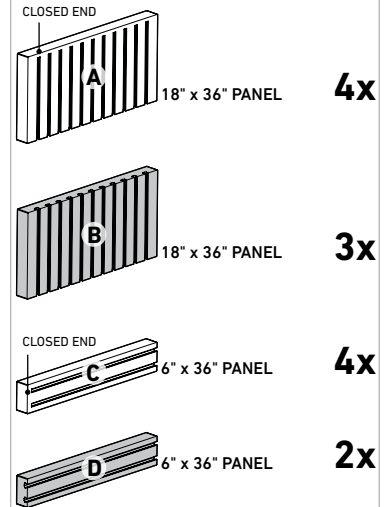
CUT PANEL "B"
11 3/4" x 14 1/2"



Ⓢ Cut panel(s) according to the ELEMENTS 3.5 x 7" ISLAND VENT manufacturer's specifications for ventilation.

NOTE: Panels "B" can be replaced with panels "A" to equilibrate the pairs/layers. Panels "A" can't be replaced by the panels "B".

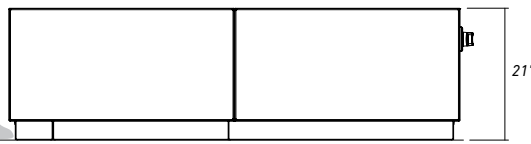
REQUIRED PANELS



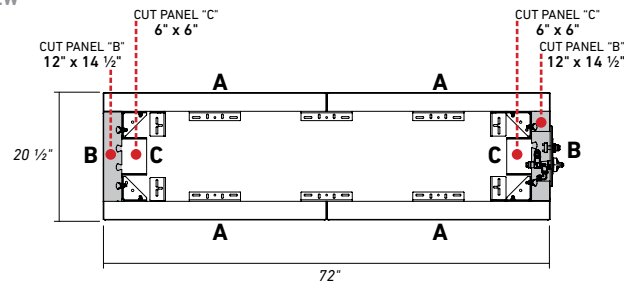
IMPORTANT: 18 x 36" panels are sold in pair/layer or in full pallet only. 6 x 36" panels are sold per unit or in layer or in full pallet.

FRONT VIEW

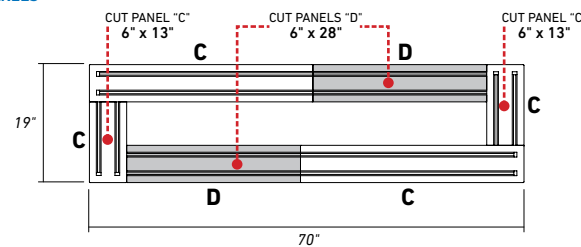
SCAN HERE
TO LEARN MORE
ABOUT ELEMENTS



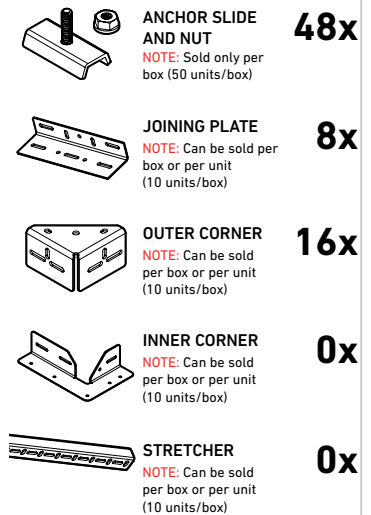
TOP VIEW



BOTTOM PANELS



REQUIRED HARDWARE



IMPORTANT: It is recommended to follow the firekit manufacturer's specifications for ventilation. Belgard is not responsible for the conformity of connections, clearances and ventilation. Burner pan and accessories are not included. PROPOSED MODEL : Linzel H-STYLE Burner 46" x 17" PLATE KIT

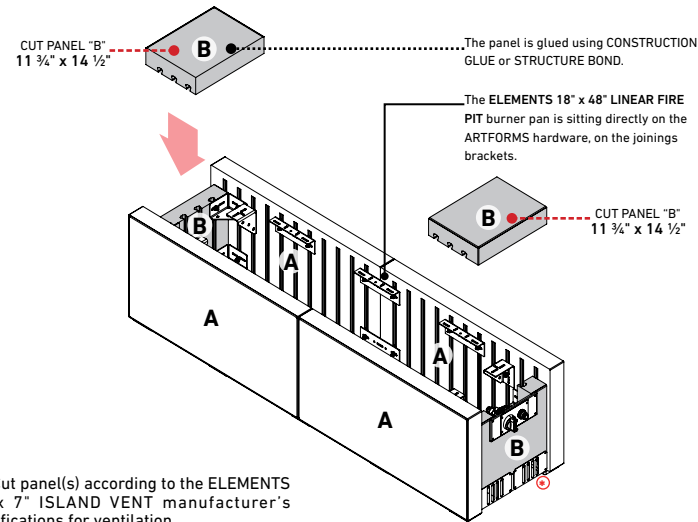
TOTAL WEIGHT **1266 Lbs**
(PANELS & HARDWARE)

RECTANGULAR GAS FIRE PIT

ARTFORMS™ | MODULAR PANEL SYSTEM



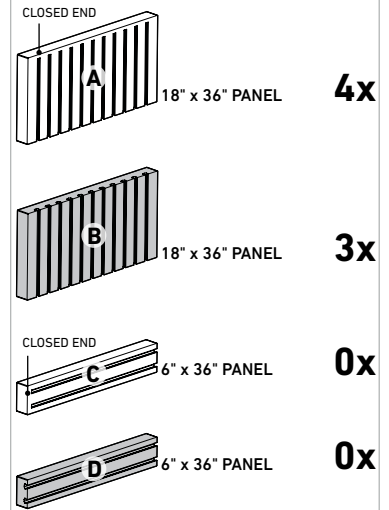
INTERIOR VIEW



⊙ Cut panel(s) according to the ELEMENTS 3.5 x 7" ISLAND VENT manufacturer's specifications for ventilation.

NOTE: Panels "B" can be replaced with panels "A" to equilibrate the pairs/layers. Panels "A" can't be replaced by the panels "B".

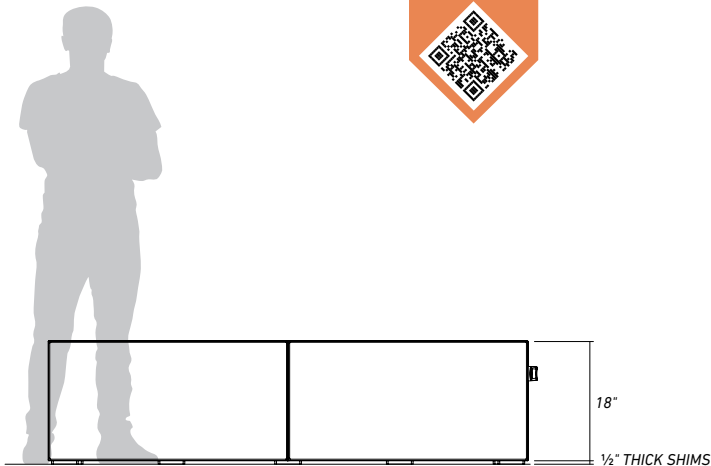
REQUIRED PANELS



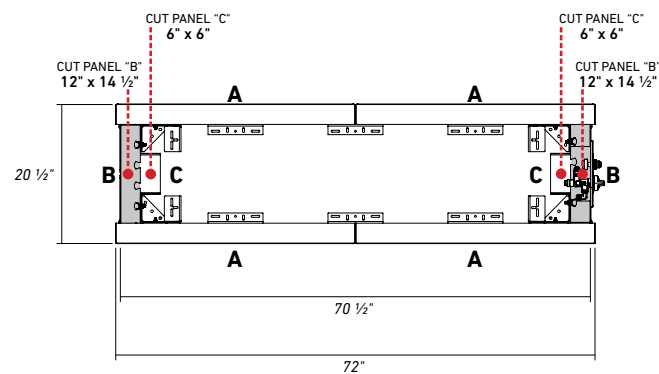
IMPORTANT: 18 x 36" panels are sold in pair/layer or in full pallet only. 6 x 36" panels are sold per unit or in layer or in full pallet.

FRONT VIEW

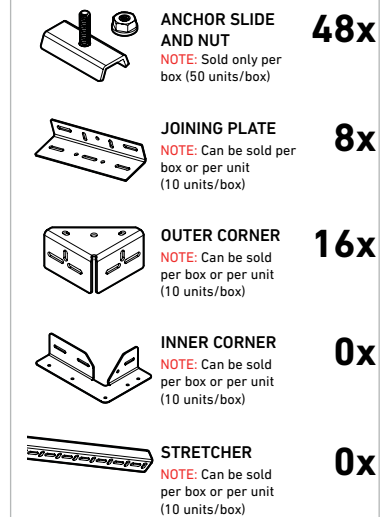
SCAN HERE
TO LEARN MORE
ABOUT ELEMENTS



TOP VIEW



REQUIRED HARDWARE



IMPORTANT: It is recommended to follow the firekit manufacturer's specifications for ventilation. Belgard is not responsible for the conformity of connections, clearances and ventilation. Burner plate and accessories are not included. PROPOSED MODEL : Linzel H-STYLE Burner 46" x 15" PLATE KIT

TOTAL WEIGHT
(PANELS & HARDWARE) **766 Lbs**

HIGH TOP GAS FIRE PIT

ARTFORMS™ | MODULAR PANEL SYSTEM


Gas Option



Propane Option



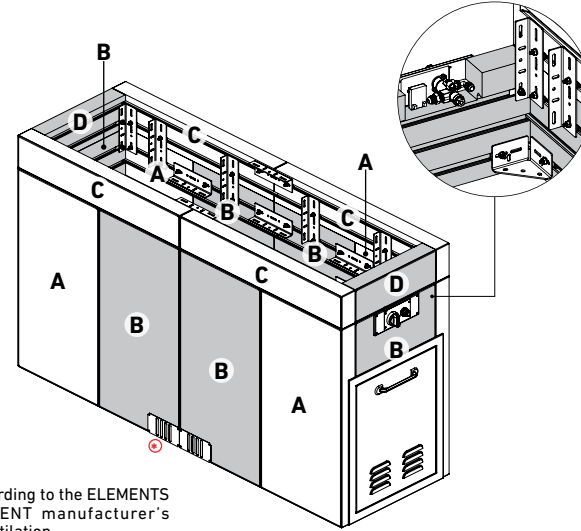
FRONT VIEW



SCAN HERE
TO LEARN MORE
ABOUT ELEMENTS



INTERIOR VIEW

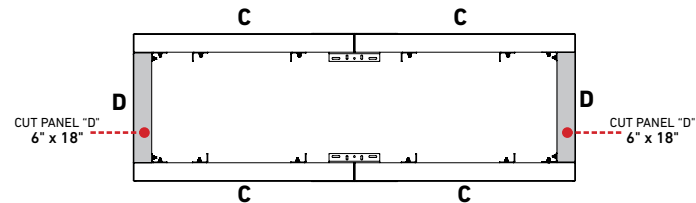


Ⓢ Cut panel(s) according to the ELEMENTS 3.5 x 7" ISLAND VENT manufacturer's specifications for ventilation.

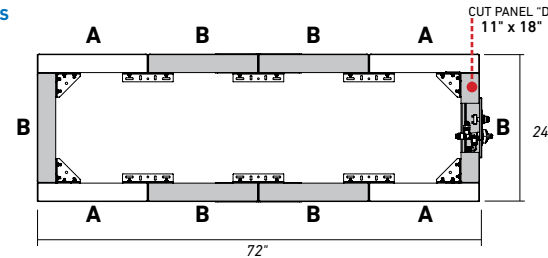
NOTE: Panels "B" can be replaced with panels "A" to equilibrate the pairs/layers. Panels "A" can't be replaced by the panels "B".

TOP VIEW

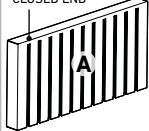

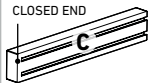
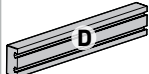
6" x 36" PANELS



18" x 36" PANELS


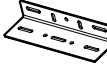





REQUIRED PANELS

CLOSED END 	18" x 36" PANEL	4x
	18" x 36" PANEL	6x
CLOSED END 	6" x 36" PANEL	4x
	6" x 36" PANEL	2x


IMPORTANT: 18 x 36" panels are sold in pair/layer or in full pallet only. 6 x 36" panels are sold per unit or in layer or in full pallet.

REQUIRED HARDWARE

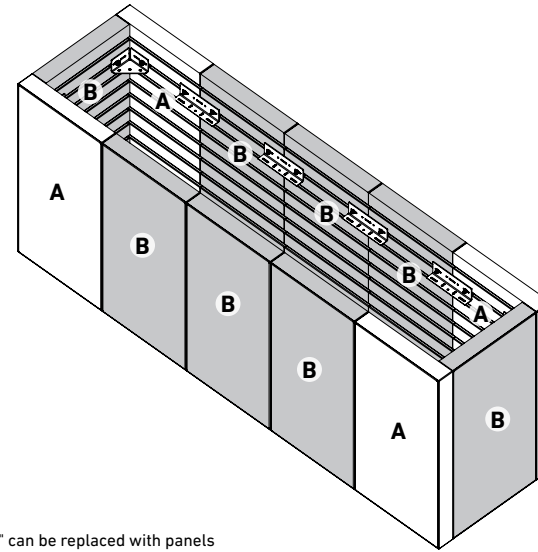
	ANCHOR SLIDE AND NUT NOTE: Sold only per box (50 units/box)	68x
	JOINING PLATE NOTE: Can be sold per box or per unit (10 units/box)	26x
	OUTER CORNER NOTE: Can be sold per box or per unit (10 units/box)	4x
	INNER CORNER NOTE: Can be sold per box or per unit (10 units/box)	0x
	STRETCHER NOTE: Can be sold per box or per unit (10 units/box)	0x

IMPORTANT: It is recommended to follow the FIREKIT manufacturer's specifications for ventilation and clearances. Belgard is not responsible for the conformity of connections, clearances and ventilation. Burner pan, countertop and accessories are not included.

TOTAL WEIGHT 1707 Lbs
(PANELS & HARDWARE)

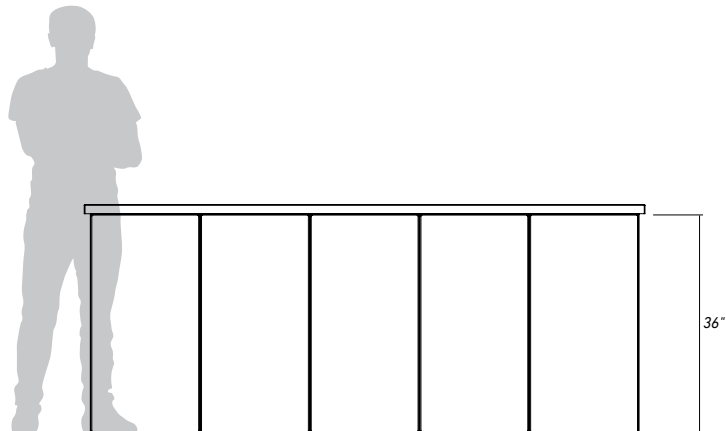


INTERIOR VIEW

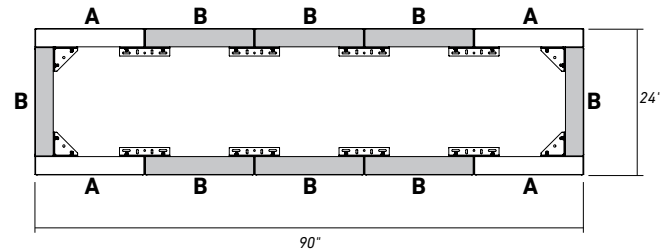


NOTE: Panels "B" can be replaced with panels "A" to equilibrate the pairs/layers. Panels "A" can't be replaced by the panels "B".

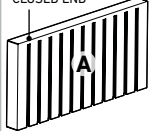
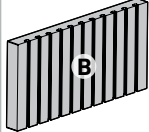
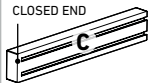
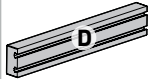
FRONT VIEW



TOP VIEW


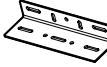





REQUIRED PANELS


	18" x 36" PANEL	4x
	18" x 36" PANEL	8x
	6" x 36" PANEL	0x
	6" x 36" PANEL	0x

IMPORTANT: 18 x 36" panels are sold in pair/layer or in full pallet only. 6 x 36" panels are sold per unit or in layer or in full pallet.

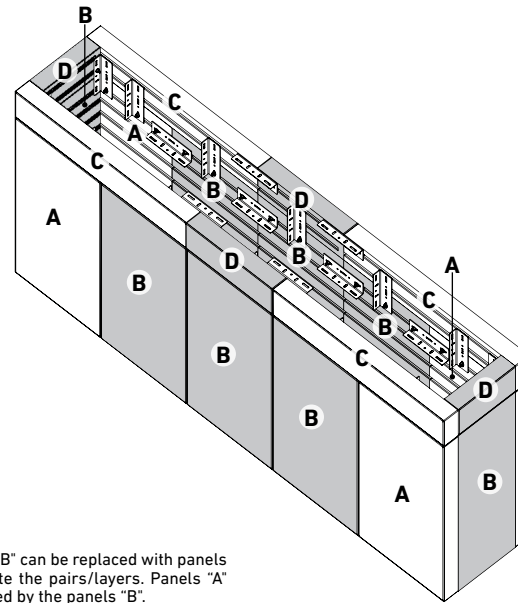
REQUIRED HARDWARE

	ANCHOR SLIDE AND NUT NOTE: Sold only per box (50 units/box)	48x
	JOINING PLATE NOTE: Can be sold per box or per unit (10 units/box)	16x
	OUTER CORNER NOTE: Can be sold per box or per unit (10 units/box)	8x
	INNER CORNER NOTE: Can be sold per box or per unit (10 units/box)	0x
	STRETCHER NOTE: Can be sold per box or per unit (10 units/box)	0x

TOTAL WEIGHT
(PANELS & HARDWARE) **1815 Lbs**

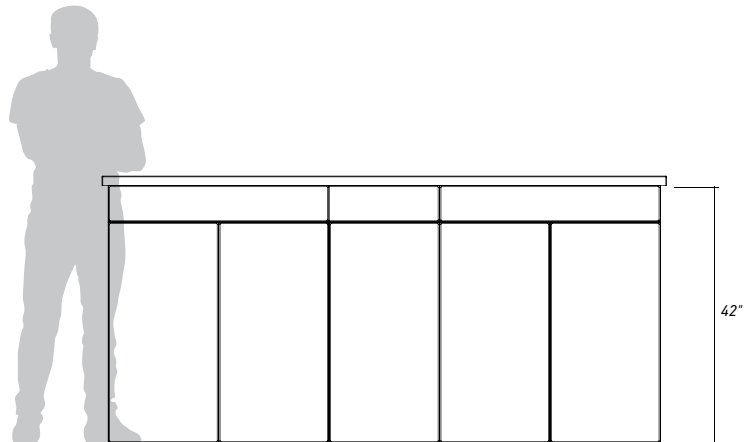


INTERIOR VIEW



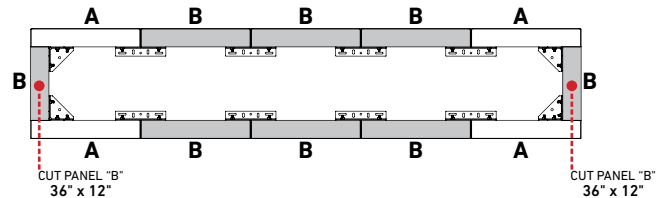
NOTE: Panels "B" can be replaced with panels "A" to equilibrate the pairs/layers. Panels "A" can't be replaced by the panels "B".

FRONT VIEW

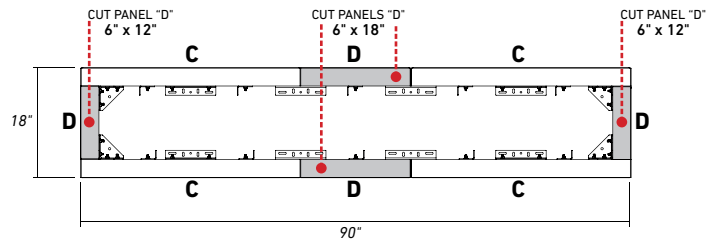


TOP VIEW

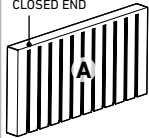
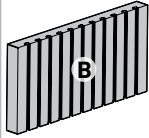

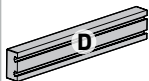
18" x 36" PANELS



6" x 36" PANELS

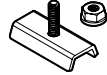
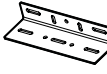
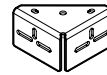




REQUIRED PANELS

	18" x 36" PANEL	4x
	18" x 36" PANEL	8x
	6" x 36" PANEL	4x
	6" x 36" PANEL	3x

IMPORTANT: 18 x 36" panels are sold in pair/layer or in full pallet only. 6 x 36" panels are sold per unit or in layer or in full pallet.

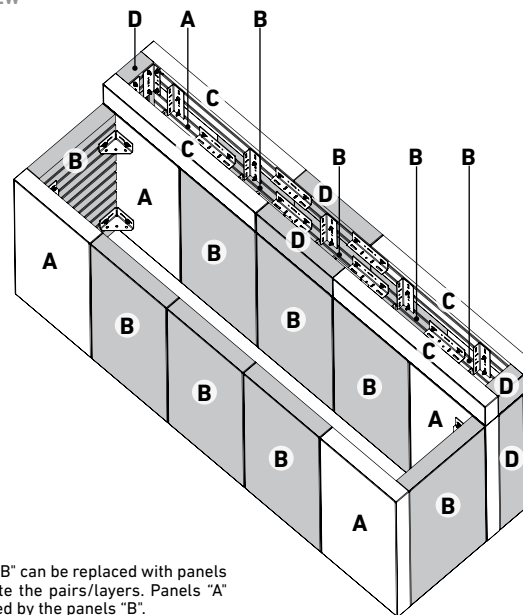
REQUIRED HARDWARE

	ANCHOR SLIDE AND NUT NOTE: Sold only per box (50 units/box)	76x
	JOINING PLATE NOTE: Can be sold per box or per unit (10 units/box)	34x
	OUTER CORNER NOTE: Can be sold per box or per unit (10 units/box)	4x
	INNER CORNER NOTE: Can be sold per box or per unit (10 units/box)	0x
	STRETCHER NOTE: Can be sold per box or per unit (10 units/box)	0x

TOTAL WEIGHT
(PANELS & HARDWARE) **1968 Lbs**

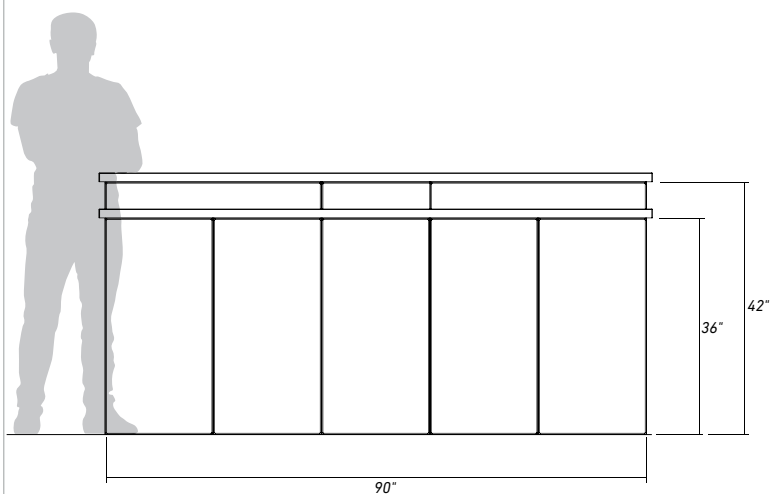


INTERIOR VIEW



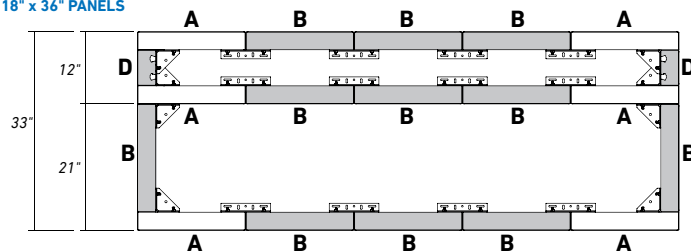
NOTE : Panels "B" can be replaced with panels "A" to equilibrate the pairs/layers. Panels "A" can't be replaced by the panels "B".

FRONT VIEW

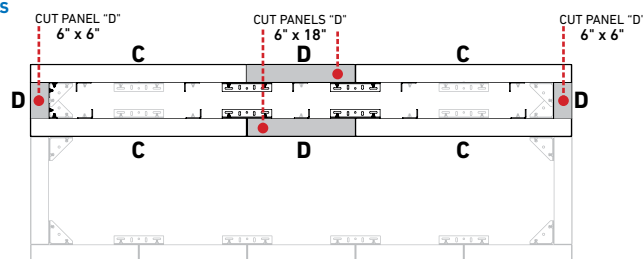


TOP VIEW

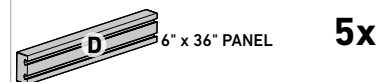
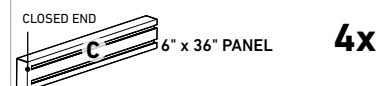
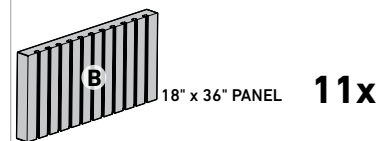
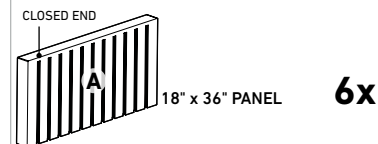
18" x 36" PANELS



6" x 36" PANELS

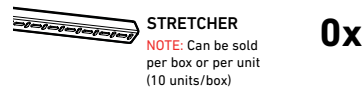
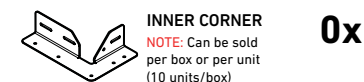
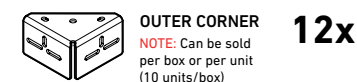
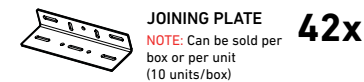


REQUIRED PANELS



IMPORTANT: 18 x 36" panels are sold in pair/layer or in full pallet only. 6 x 36" panels are sold per unit or in layer or in full pallet.

REQUIRED HARDWARE



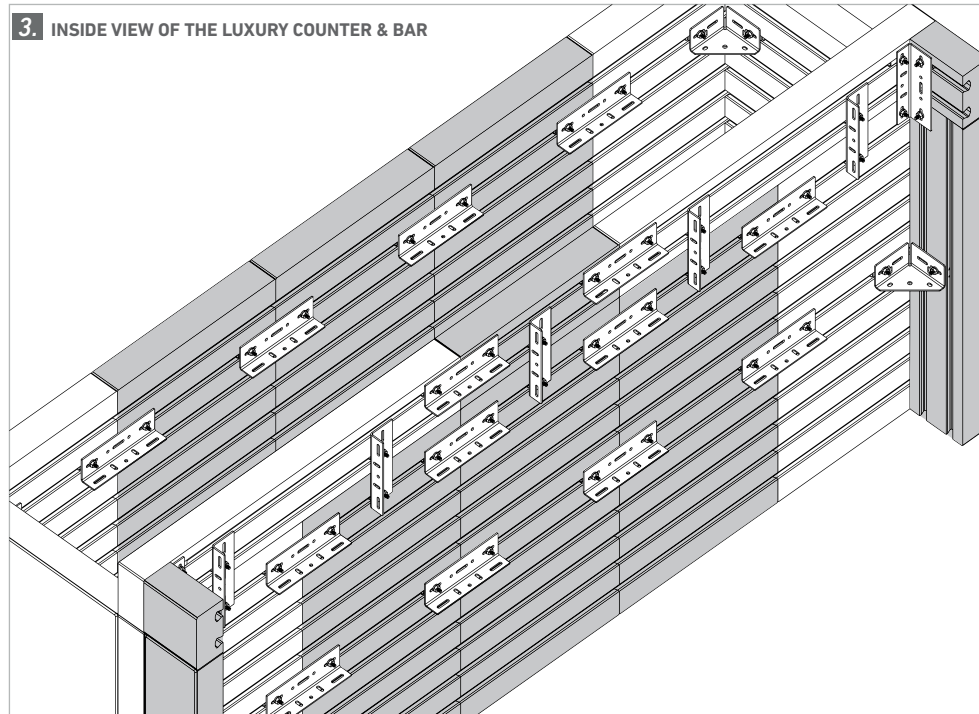
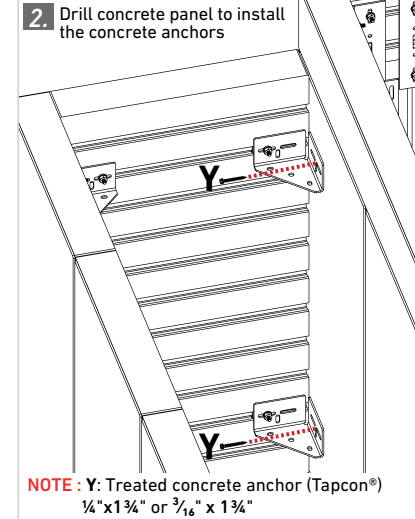
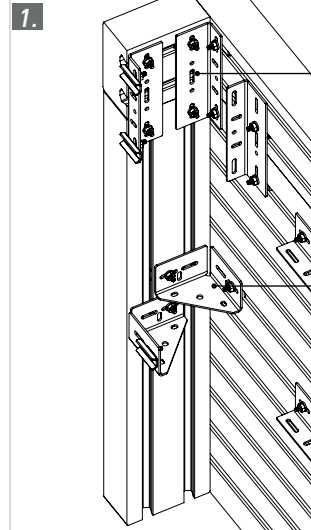
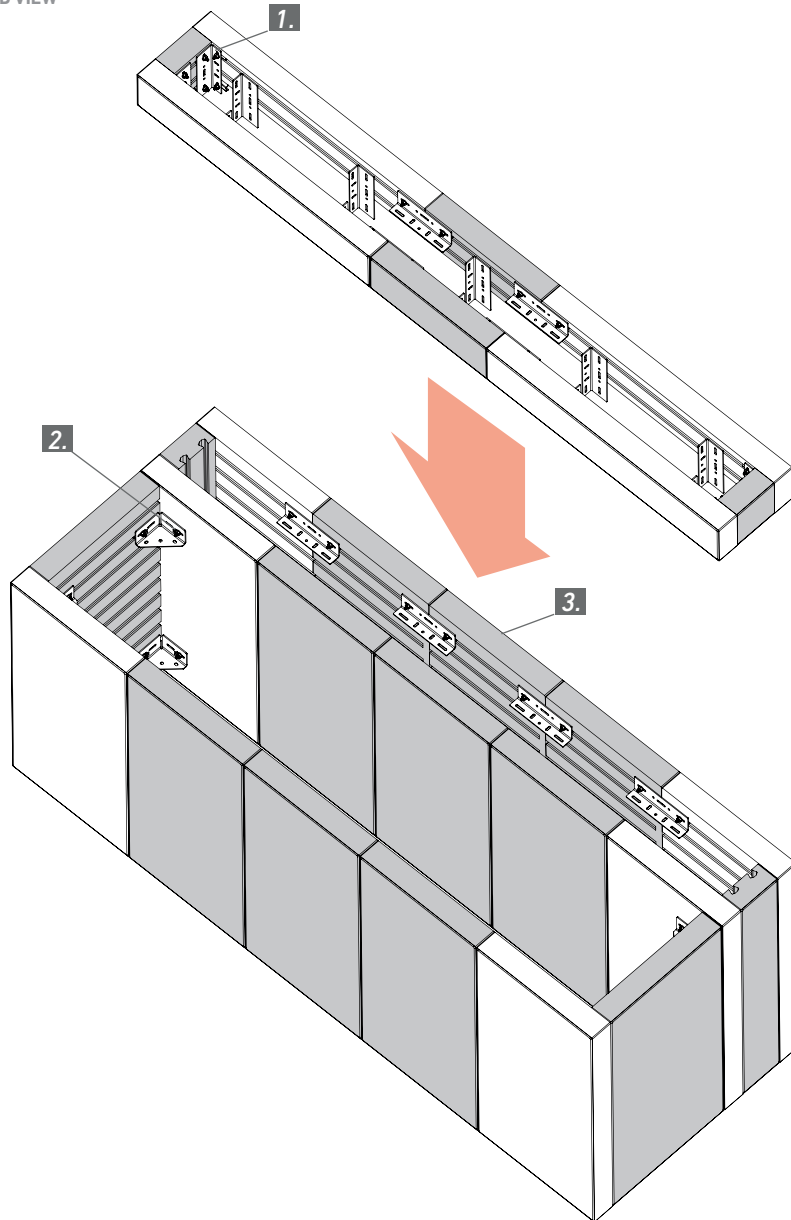
TOTAL WEIGHT (PANELS & HARDWARE) 2934 Lbs

For more details see next page

28. COUNTER & BAR ISLAND CONTINUED

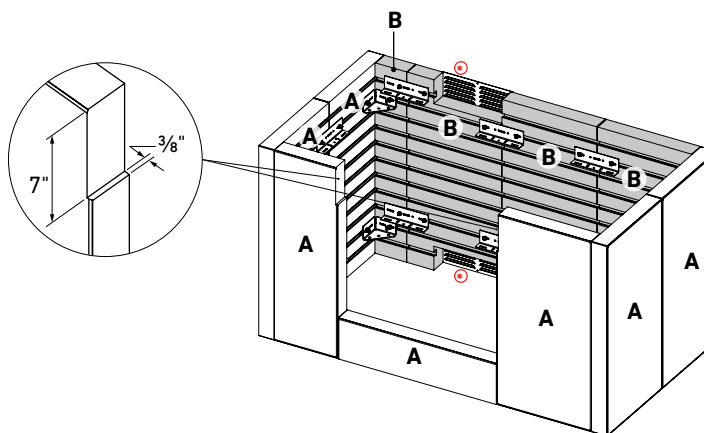
ARTFORMS™ | MODULAR PANEL SYSTEM

EXPLODED VIEW






INTERIOR VIEW



Ⓢ Cut panel(s) according to the ELEMENTS 5 x 14" ISLAND VENT manufacturer's specifications for ventilation.

NOTE: Panels "B" can be replaced with panels "A" to equilibrate the pairs/layers. Panels "A" can't be replaced by the panels "B".

FRONT VIEW

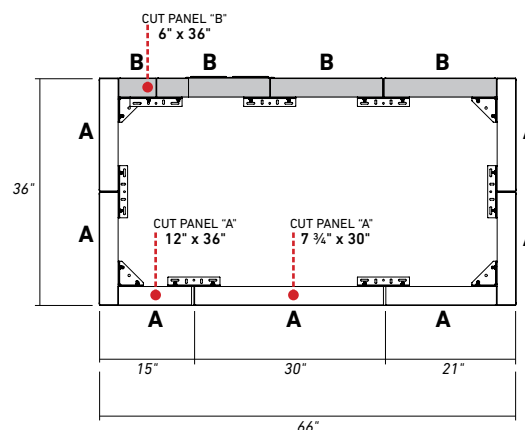


ELEMENTS PRO 32" BUILD-IN GRILL &
DOUBLE ACCESS DOORS

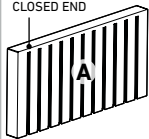

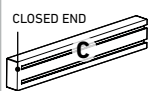
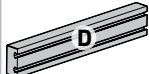
SCAN HERE
TO LEARN MORE
ABOUT ELEMENTS



TOP VIEW

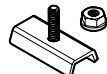
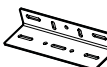





REQUIRED PANELS

	18" x 36" PANEL	7x
	18" x 36" PANEL	4x
	6" x 36" PANEL	0x
	6" x 36" PANEL	0x

IMPORTANT: 18 x 36" panels are sold in pair/layer or in full pallet only. 6 x 36" panels are sold per unit or in layer or in full pallet.

REQUIRED HARDWARE

	ANCHOR SLIDE AND NUT NOTE: Sold only per box (50 units/box)	40x
	JOINING PLATE NOTE: Can be sold per box or per unit (10 units/box)	12x
	OUTER CORNER NOTE: Can be sold per box or per unit (10 units/box)	8x
	INNER CORNER NOTE: Can be sold per box or per unit (10 units/box)	0x
	STRETCHER NOTE: Can be sold per box or per unit (10 units/box)	0x

TOTAL WEIGHT
(PANELS & HARDWARE) **1406 Lbs**

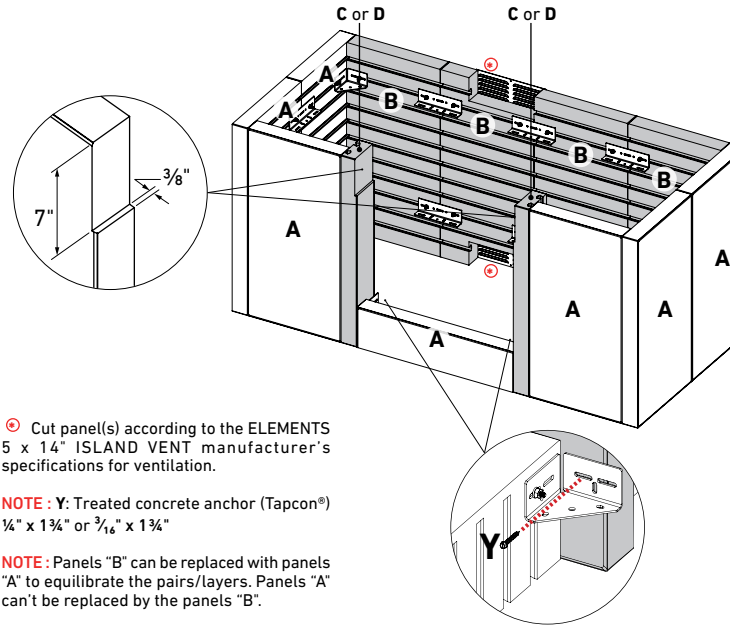
IMPORTANT: It is recommended to follow the BBQ manufacturer's specifications for ventilation and clearances. Belgard is not responsible for the conformity of connections, clearances and ventilation. BBQ, counter top and accessories are not included.

MEDIUM GRILL ISLAND

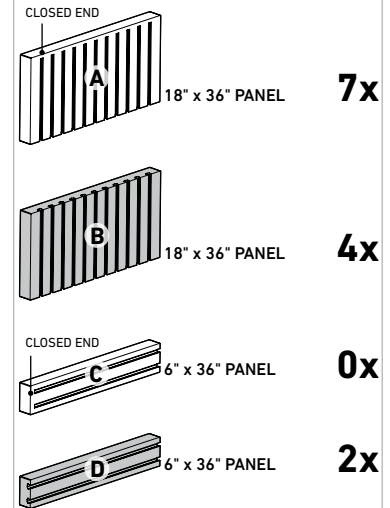
ARTFORMS™ | MODULAR PANEL SYSTEM



INTERIOR VIEW




REQUIRED PANELS

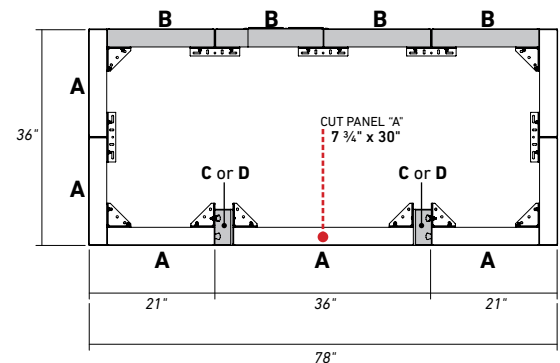


IMPORTANT: 18 x 36" panels are sold in pair/layer or in full pallet only. 6 x 36" panels are sold per unit or in layer or in full pallet.

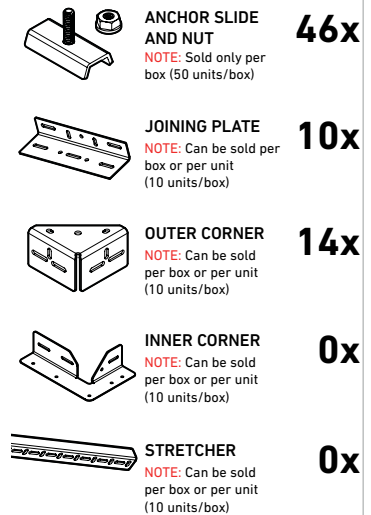
FRONT VIEW



TOP VIEW



REQUIRED HARDWARE

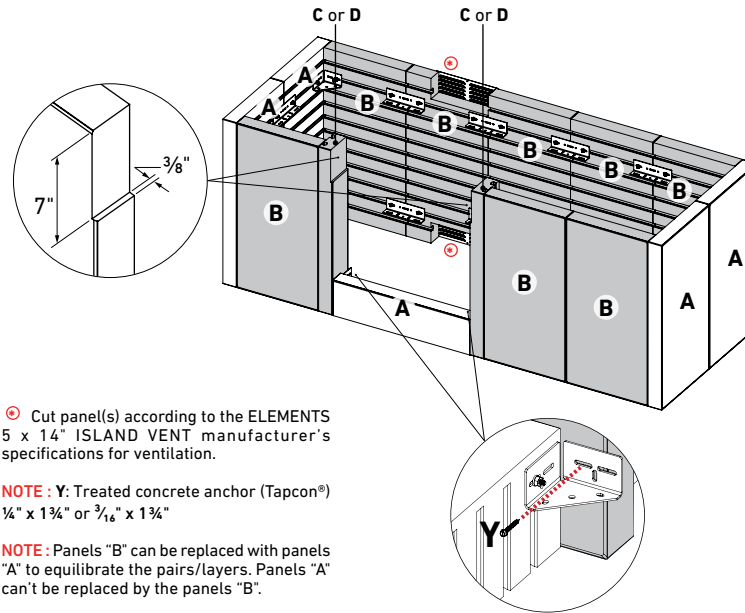


IMPORTANT: It is recommended to follow the BBQ manufacturer's specifications for ventilation and clearances. Belgard is not responsible for the conformity of connections, clearances and ventilation. BBQ, counter top and accessories are not included.

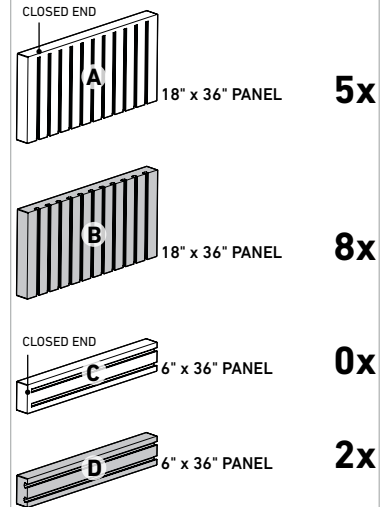
TOTAL WEIGHT (PANELS & HARDWARE) **1656 Lbs**



INTERIOR VIEW




REQUIRED PANELS



IMPORTANT: 18 x 36" panels are sold in pair/layer or in full pallet only. 6 x 36" panels are sold per unit or in layer or in full pallet.

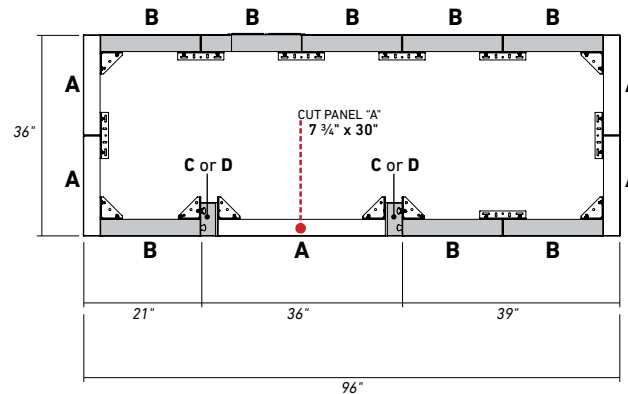
FRONT VIEW

SCAN HERE
TO LEARN MORE
ABOUT ELEMENTS

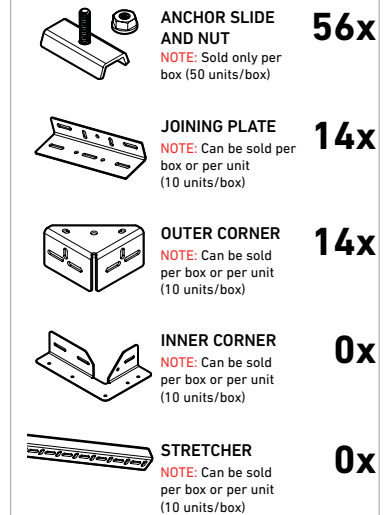


ELEMENTS PRO 32" BUILD-IN GRILL &
DOUBLE ACCESS DOORS

TOP VIEW



REQUIRED HARDWARE



IMPORTANT: It is recommended to follow the BBQ manufacturer's specifications for ventilation and clearances. Belgard is not responsible for the conformity of connections, clearances and ventilation. BBQ, counter top and accessories are not included.

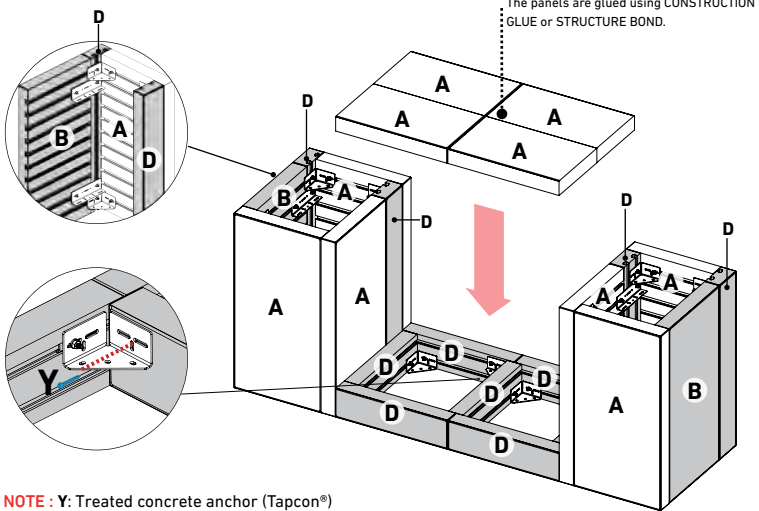
TOTAL WEIGHT **1958 Lbs**
 (PANELS & HARDWARE)

SMALL ARGENTINE GRILL ISLAND

ARTFORMS™ | MODULAR PANEL SYSTEM



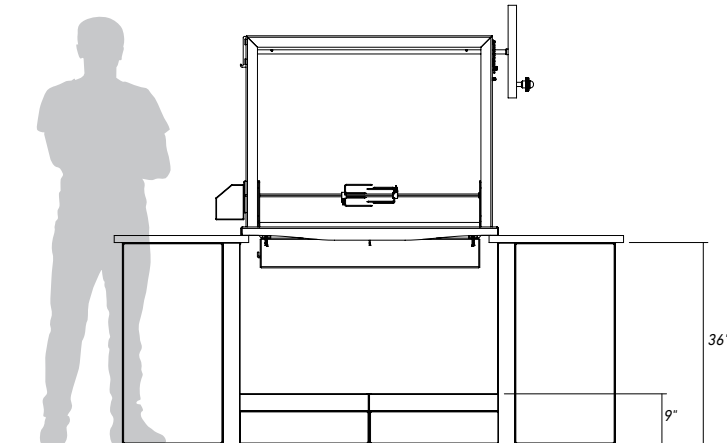
INTERIOR VIEW



NOTE: Y: Treated concrete anchor (Tapcon®)
1/4" x 1 3/4" or 3/16" x 1 3/4"

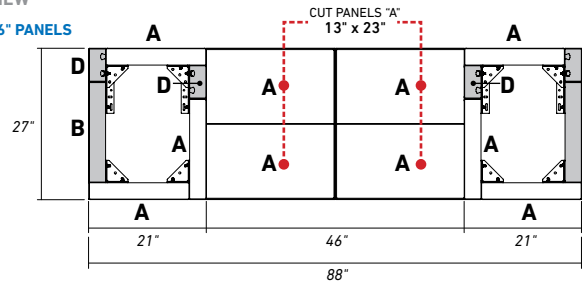
NOTE: Panels "B" can be replaced with panels "A" to equilibrate the pairs/layers. Panels "A" can't be replaced by the panels "B".

FRONT VIEW

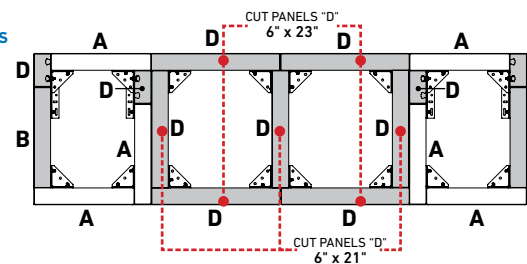


TOP VIEW

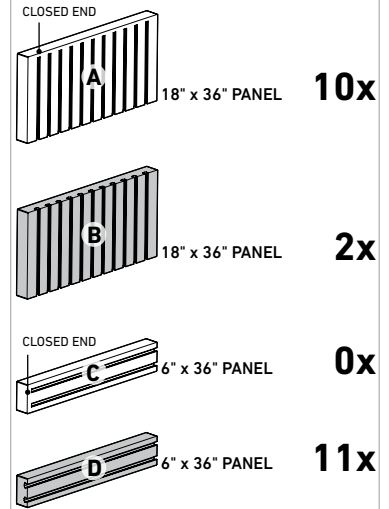
18" x 36" PANELS



6" x 36" PANELS

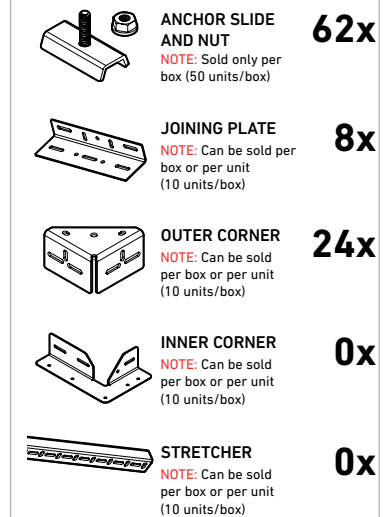


REQUIRED PANELS



IMPORTANT: 18 x 36" panels are sold in pair/layer or in full pallet only. 6 x 36" panels are sold per unit or in layer or in full pallet.

REQUIRED HARDWARE



IMPORTANT: It is recommended to follow the GRILL manufacturer's specifications for ventilation and clearances. Belgard is not responsible for the conformity of connections, clearances and ventilation. GRILL, counter top and accessories are not included.

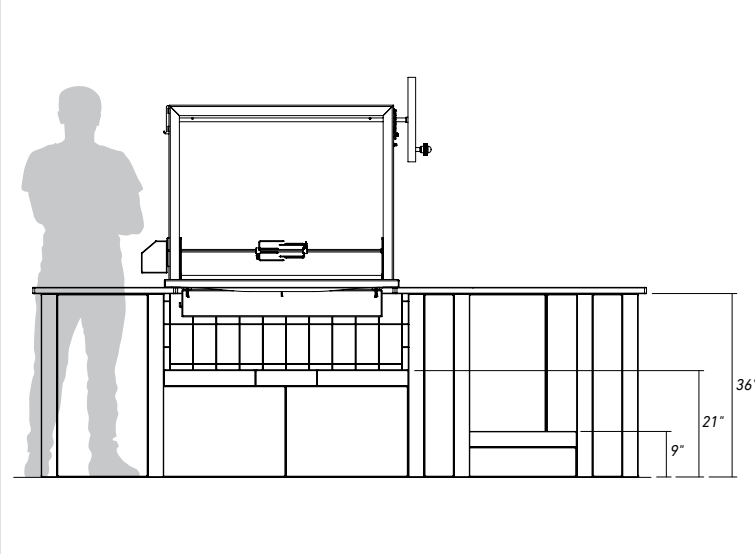
TOTAL WEIGHT 1929 Lbs
(PANELS & HARDWARE)

MEDIUM ARGENTINE GRILL ISLAND

ARTFORMS™ | MODULAR PANEL SYSTEM

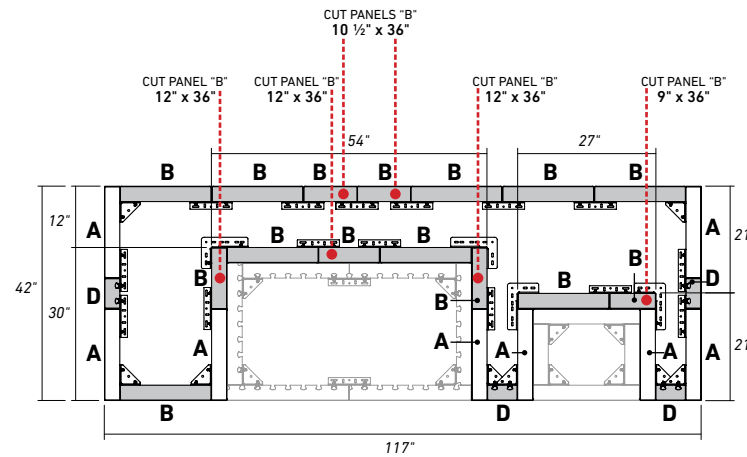


FRONT VIEW

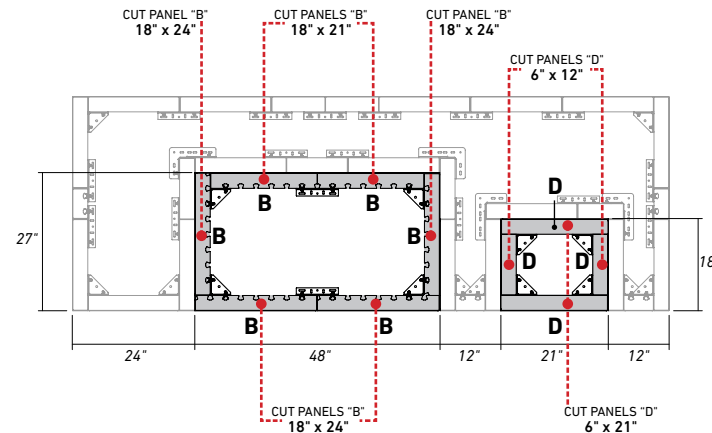


IMPORTANT: It is recommended to follow the GRILL manufacturer's specifications for ventilation and clearances. Belgard is not responsible for the conformity of connections, clearances and ventilation. GRILL, counter top and accessories are not included.

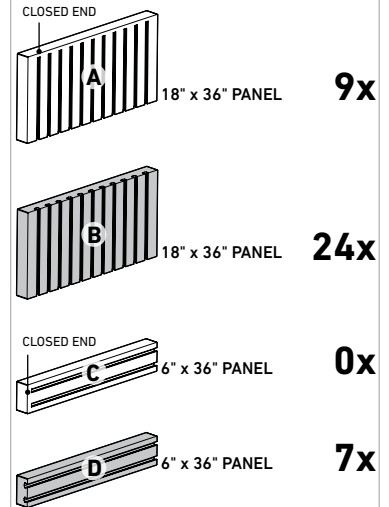
TOP VIEW



NOTE : Panels "B" can be replaced with panels "A" to equilibrate the pairs/layers. Panels "A" can't be replaced by the panels "B".

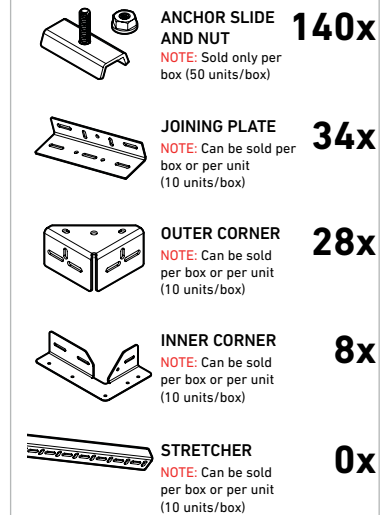


REQUIRED PANELS



IMPORTANT: 18 x 36" panels are sold in pair/layer or in full pallet only. 6 x 36" panels are sold per unit or in layer or in full pallet.

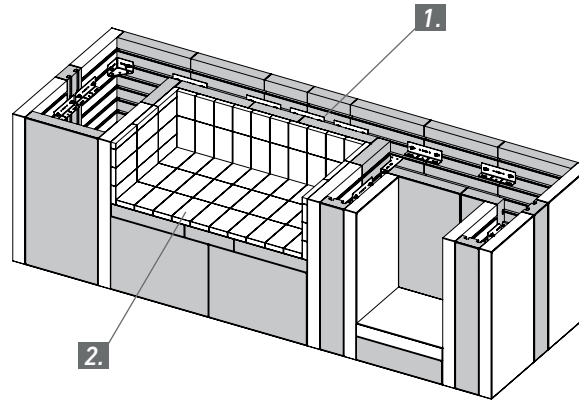
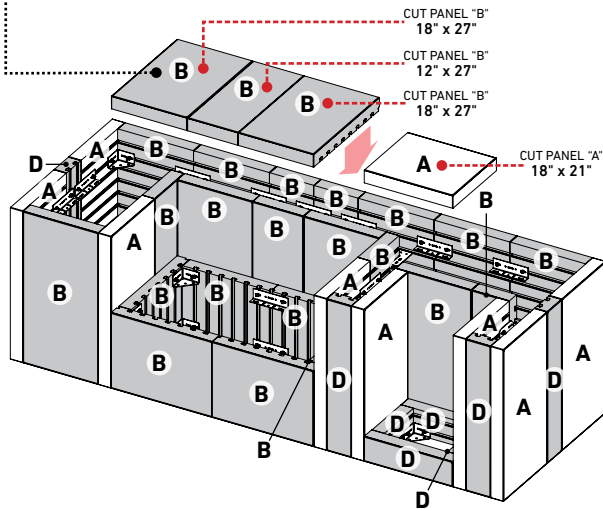
REQUIRED HARDWARE



TOTAL WEIGHT **4407 Lbs**
(PANELS & HARDWARE)

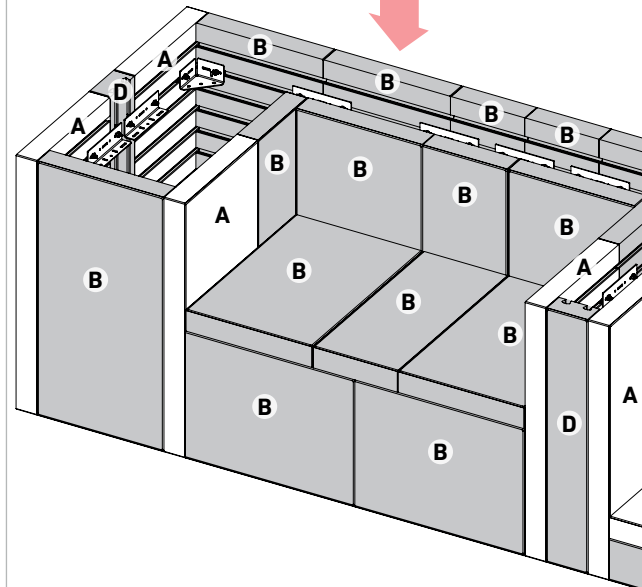
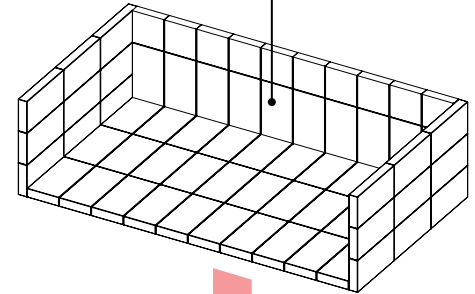
For more details see next page

The 18x36" panels are glued using CON-
STRUCTION GLUE or STRUCTURE BOND.

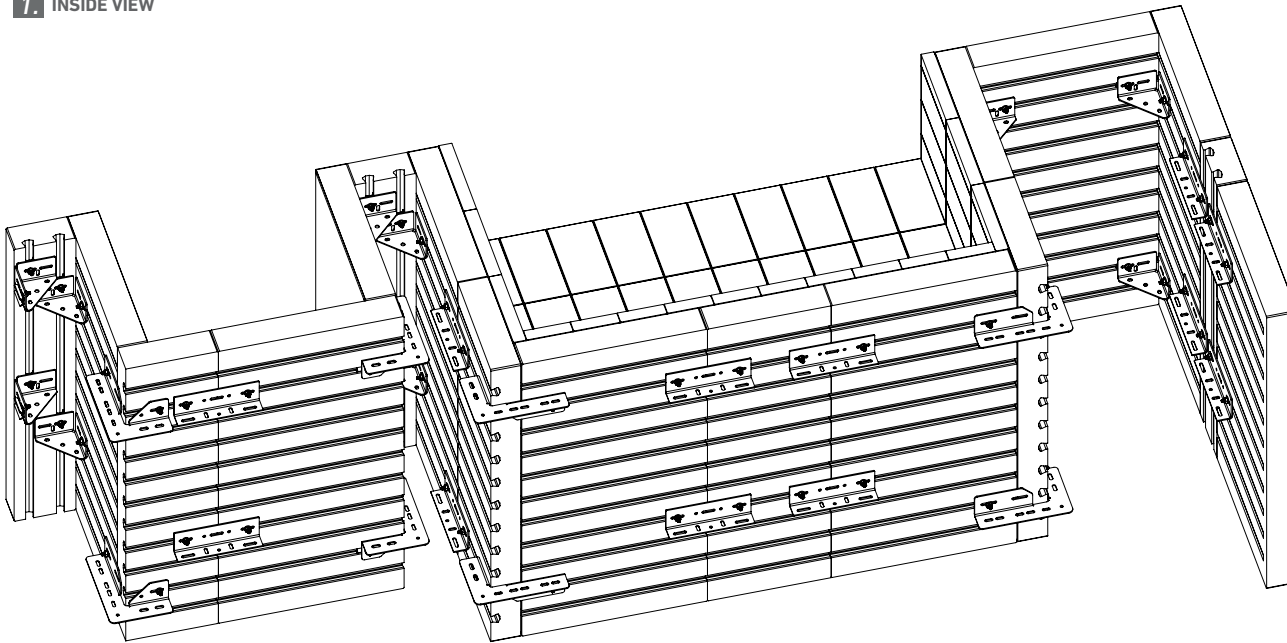


2. FIRE BRICKS

Fix with mortar the 1½" x 4½" x 9" FIRE BRICKS directly on the Artforms panels to protect the panels from high temperature.



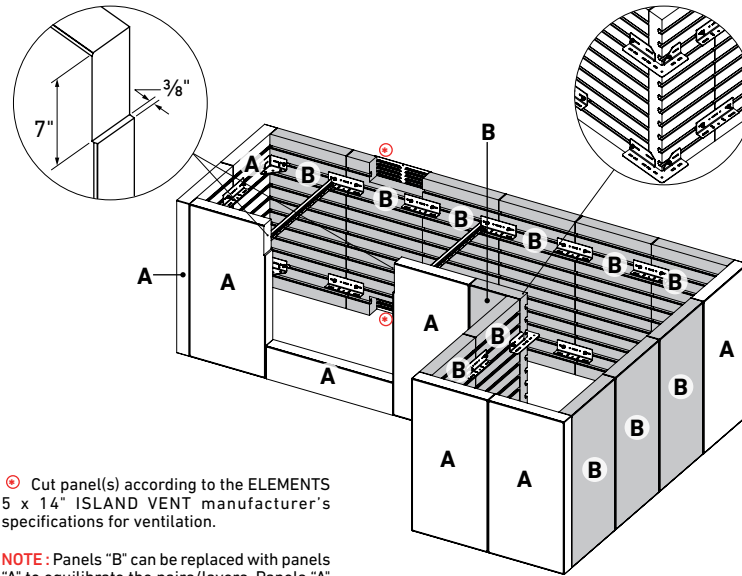
1. INSIDE VIEW



IMPORTANT: It is recommended to follow the GRILL manufacturer's specifications for ventilation and clearances.
Belgard is not responsible for the conformity of connections, clearances and ventilation. BBQ, countertop and accessories are not included.



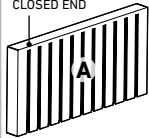
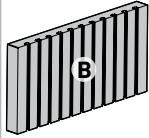

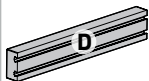
INTERIOR VIEW



✂ Cut panel(s) according to the ELEMENTS 5 x 14" ISLAND VENT manufacturer's specifications for ventilation.

NOTE: Panels "B" can be replaced with panels "A" to equilibrate the pairs/layers. Panels "A" can't be replaced by the panels "B".

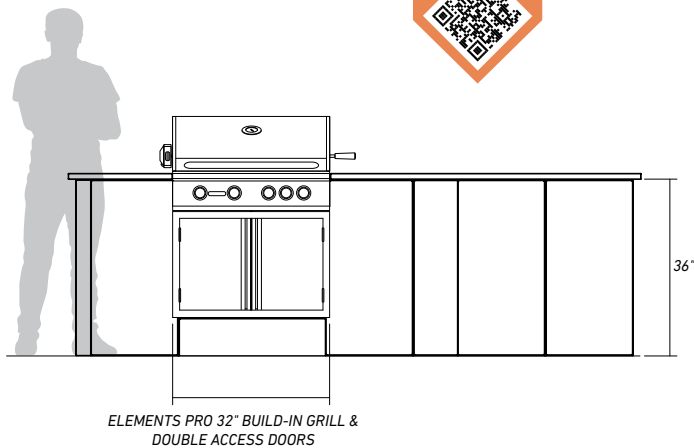
REQUIRED PANELS

	18" x 36" PANEL	8x
	6" x 36" PANEL	12x
	18" x 36" PANEL	0x
	6" x 36" PANEL	0x

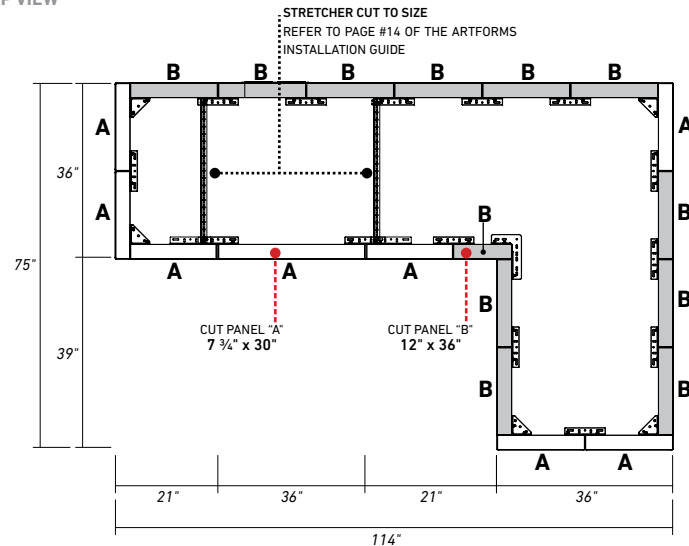
IMPORTANT: 18 x 36" panels are sold in pair/layer or in full pallet only. 6 x 36" panels are sold per unit or in layer or in full pallet.

FRONT VIEW

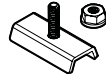

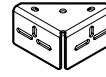


SCAN HERE
TO LEARN MORE
ABOUT ELEMENTS



TOP VIEW



REQUIRED HARDWARE

	ANCHOR SLIDE AND NUT NOTE: Sold only per box (50 units/box)	82x
	JOINING PLATE NOTE: Can be sold per box or per unit (10 units/box)	28x
	OUTER CORNER NOTE: Can be sold per box or per unit (10 units/box)	10x
	INNER CORNER NOTE: Can be sold per box or per unit (10 units/box)	2x
	STRETCHER NOTE: Can be sold per box or per unit (10 units/box)	2x

IMPORTANT: It is recommended to follow the BBQ manufacturer's specifications for ventilation and clearances. Belgard is not responsible for the conformity of connections, clearances and ventilation. BBQ, countertop and accessories are not included.

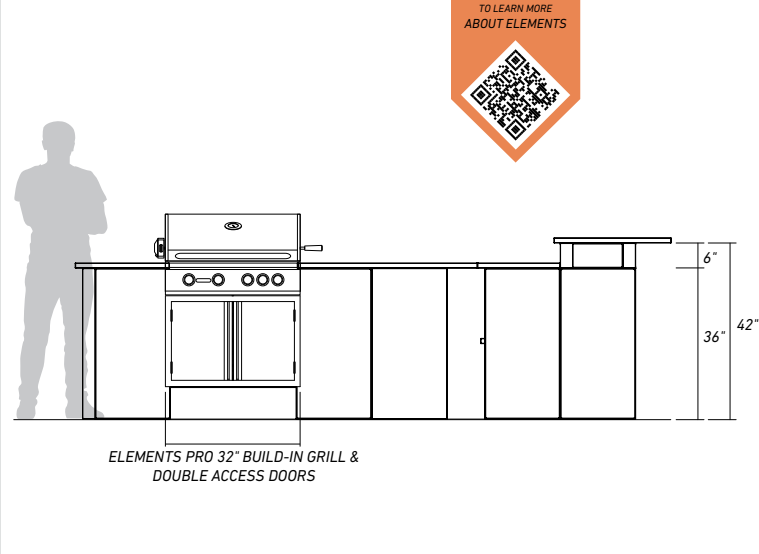
TOTAL WEIGHT
(PANELS & HARDWARE) **2873 Lbs**

GRILL, BAR & COUNTER CORNER ISLAND

ARTFORMS™ | MODULAR PANEL SYSTEM

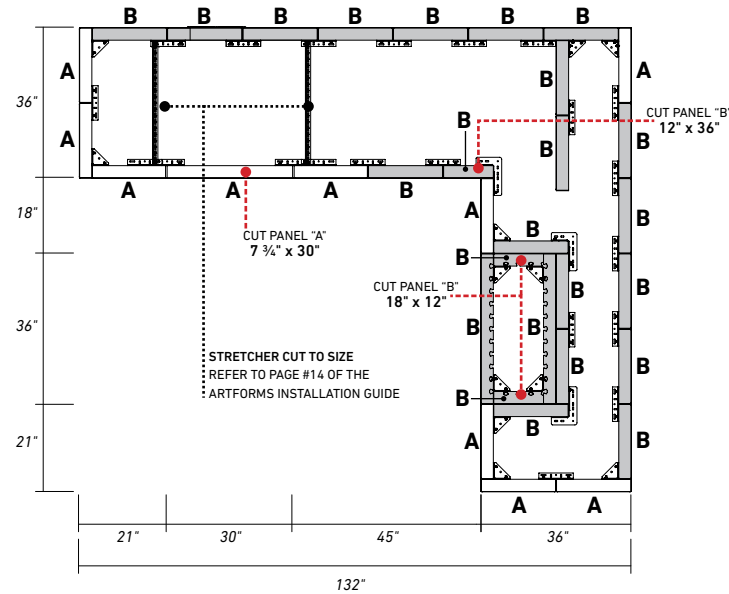


FRONT VIEW

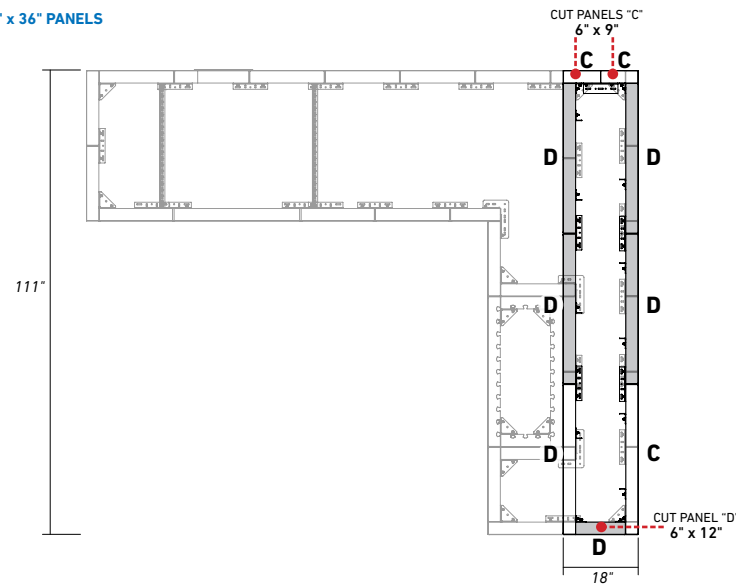


TOP VIEW

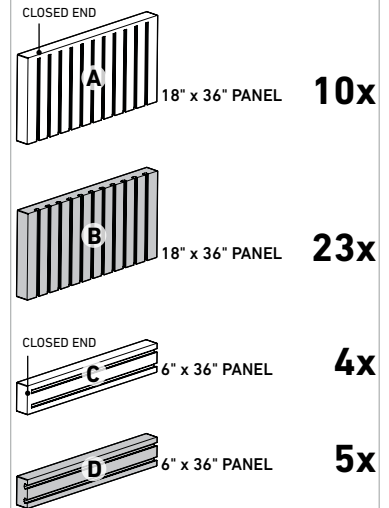
18" x 36" PANELS



6" x 36" PANELS

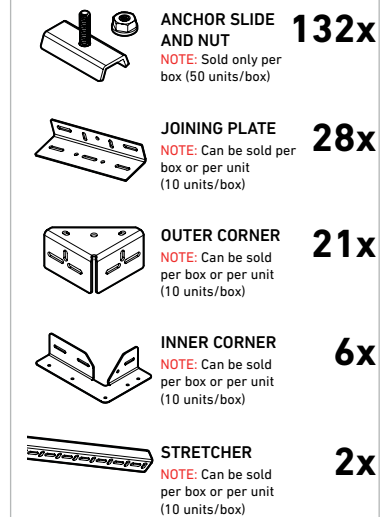


REQUIRED PANELS



IMPORTANT: 18 x 36" panels are sold in pair/layer or in full pallet only. 6 x 36" panels are sold per unit or in layer or in full pallet.

REQUIRED HARDWARE

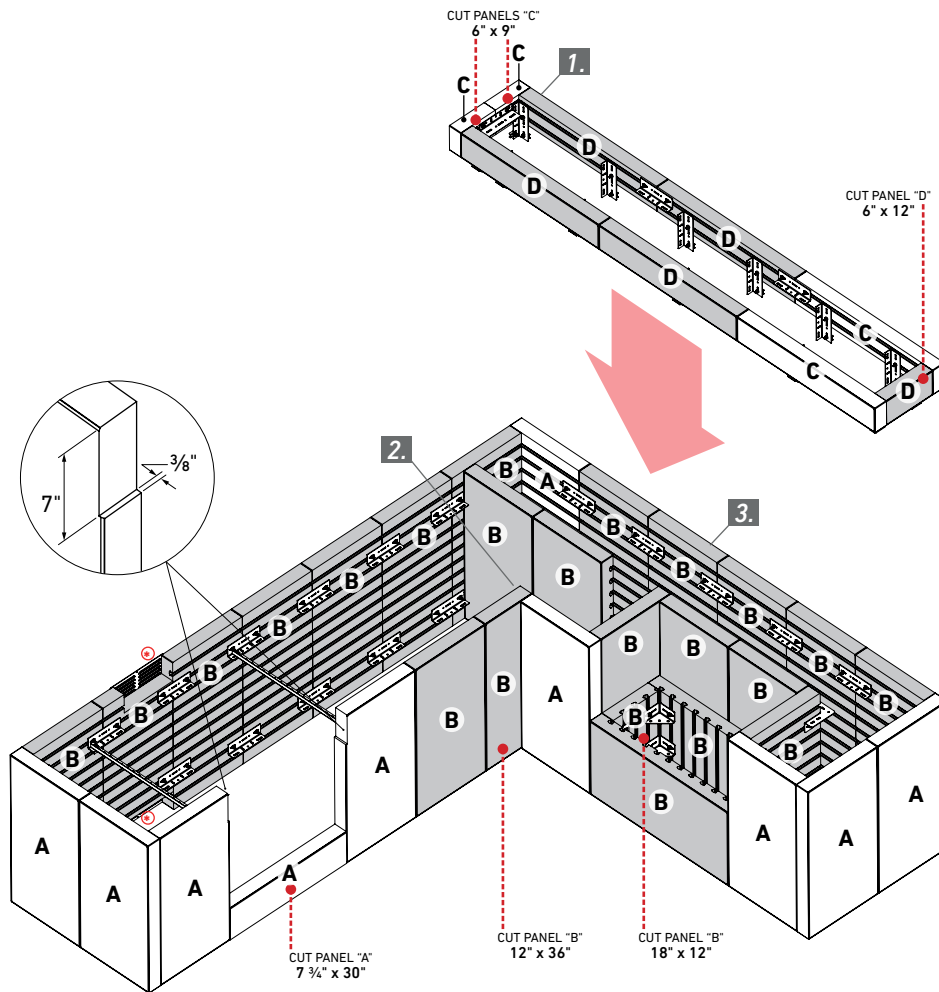


IMPORTANT: It is recommended to follow the BBQ manufacturer's specifications for ventilation and clearances. Belgard is not responsible for the conformity of connections, clearances and ventilation. BBQ, countertop and accessories are not included.

For more details see next page

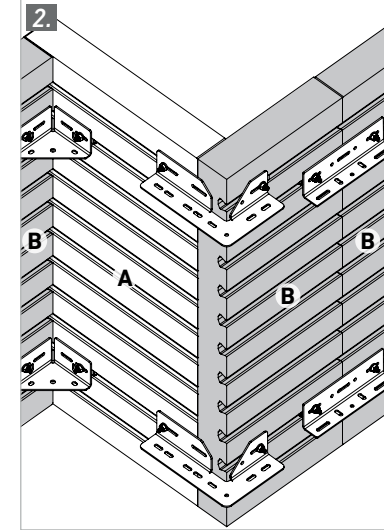
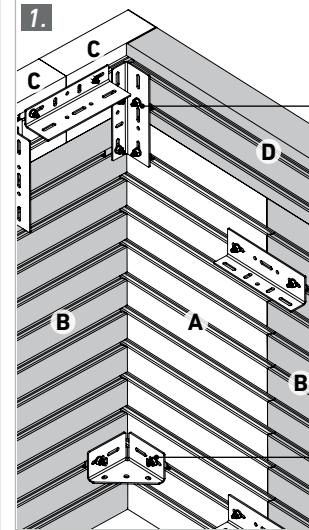
TOTAL WEIGHT
(PANELS & HARDWARE) **5136 Lbs**

EXPLODED VIEW

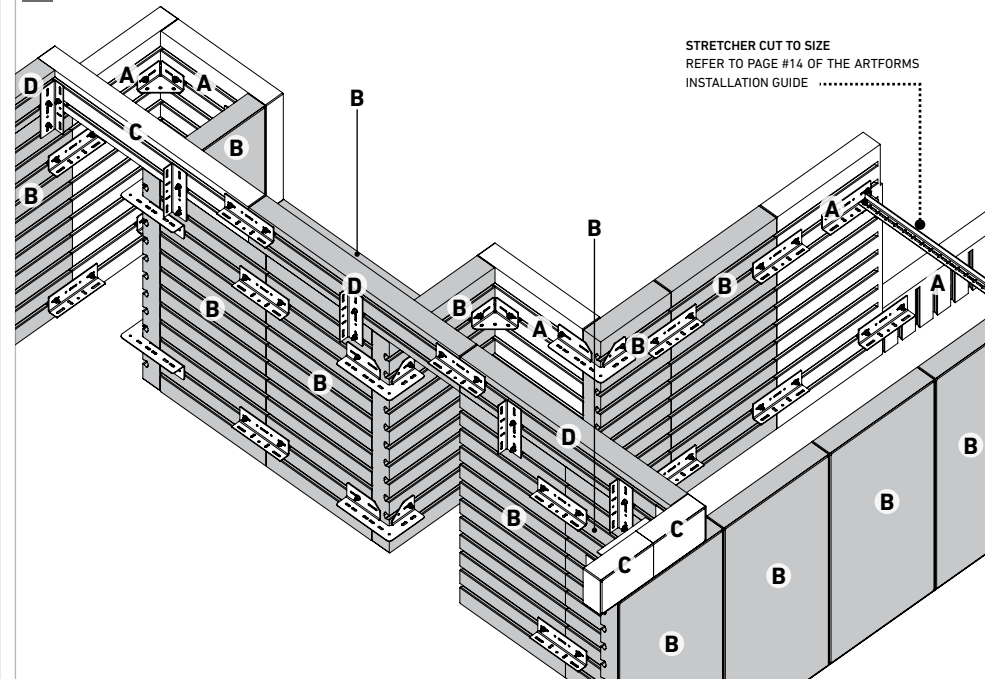


©Cut panel(s) according to the ELEMENTS 14 x 5" ISLAND VENT manufacturer's specifications for ventilation.

NOTE : Panels "B" can be replaced with panels "A" to equilibrate the pairs/layers. Panels "A" can't be replaced by the panels "B".



3. INSIDE VIEW



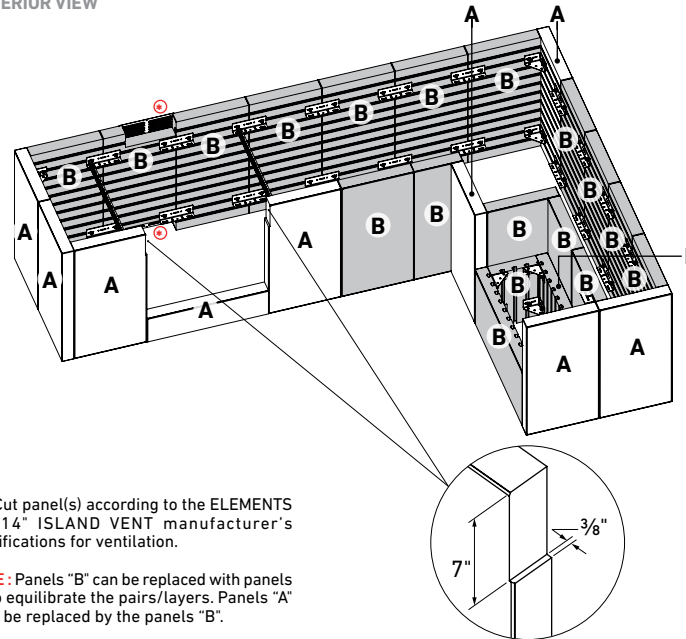
IMPORTANT: It is recommended to follow the BBQ manufacturer's specifications for ventilation and clearances. Belgard is not responsible for the conformity of connections, clearances and ventilation. BBQ, countertop and accessories are not included.

GRILL & OUTDOOR OVEN CORNER ISLAND

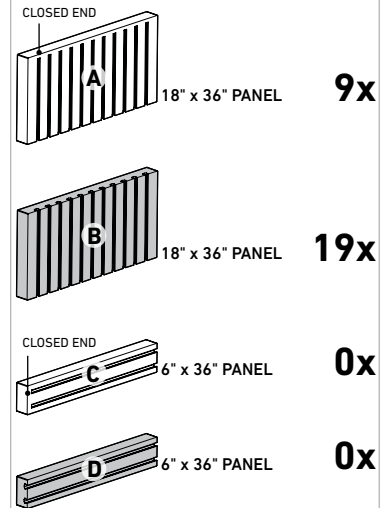
ARTFORMS™ | MODULAR PANEL SYSTEM



INTERIOR VIEW

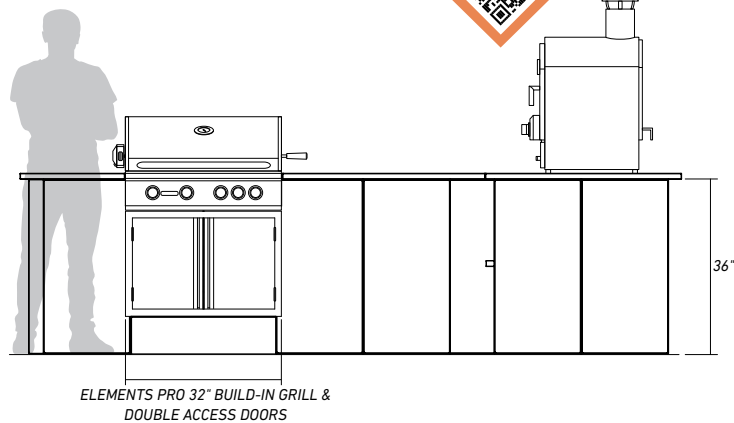


REQUIRED PANELS

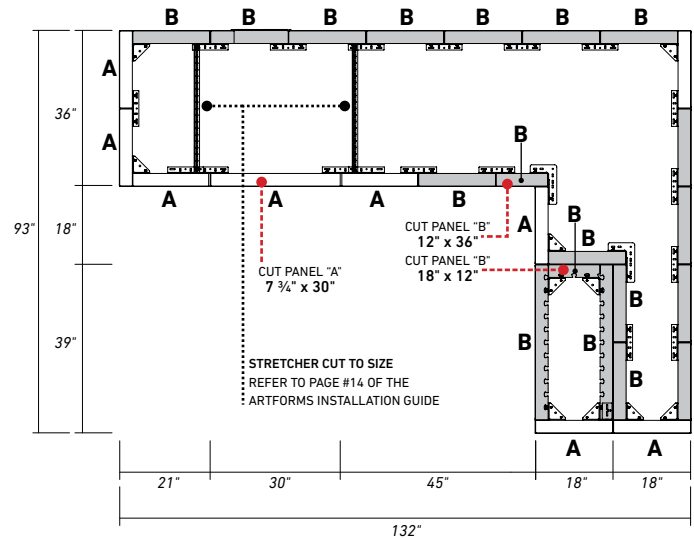


IMPORTANT: 18 x 36" panels are sold in pair/layer or in full pallet only. 6 x 36" panels are sold per unit or in layer or in full pallet.

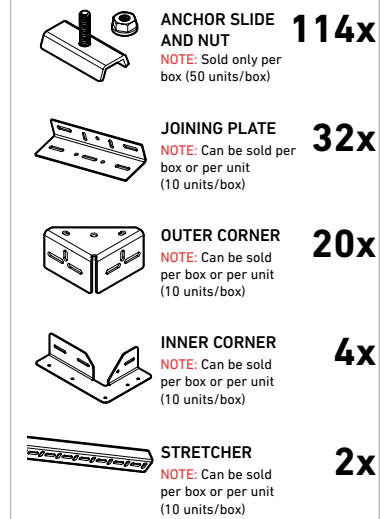
FRONT VIEW



TOP VIEW



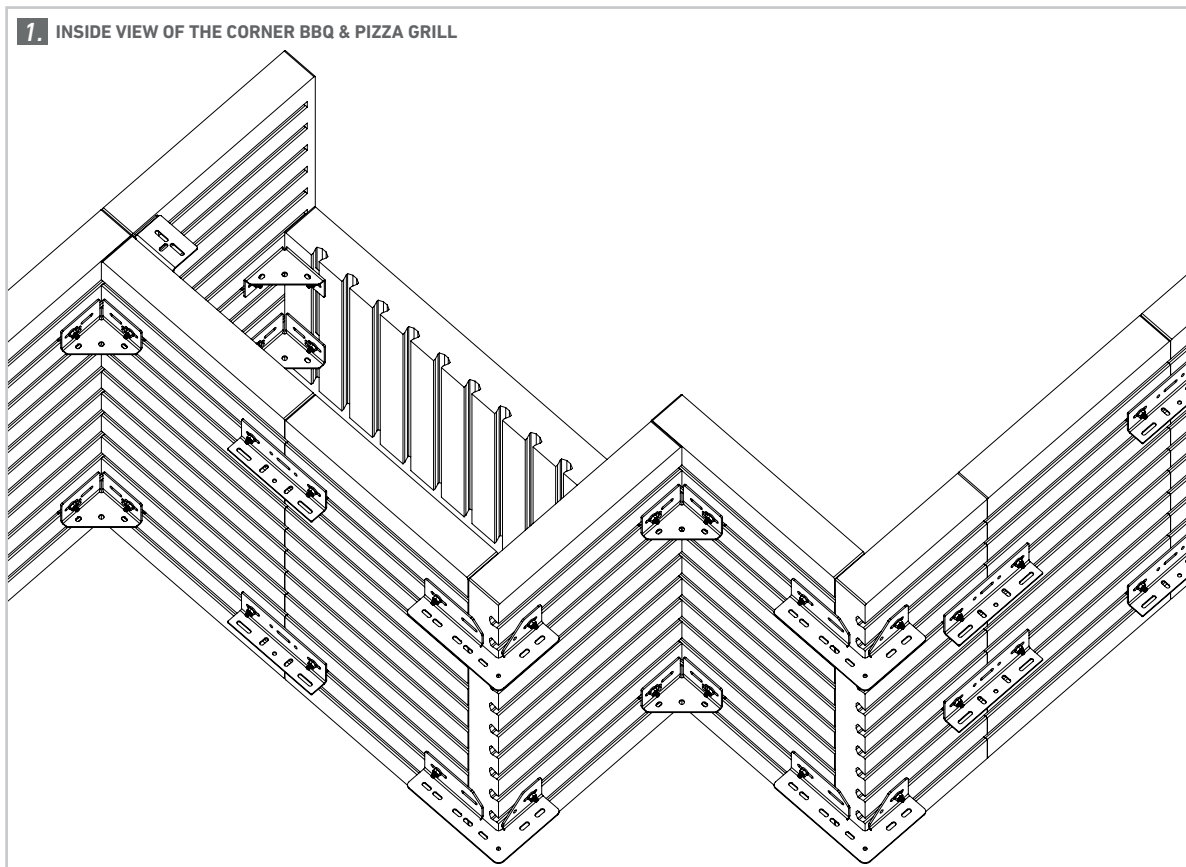
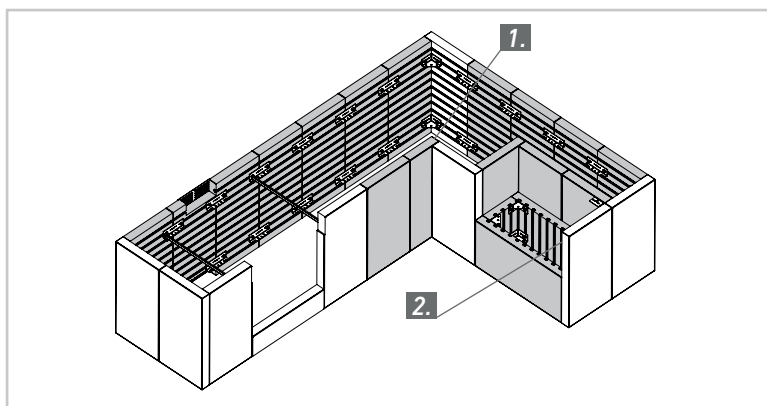
REQUIRED HARDWARE



IMPORTANT: It is recommended to follow the BBQ manufacturer's specifications for ventilation and clearances. Belgard is not responsible for the conformity of connections, clearances and ventilation. BBQ, countertop and accessories are not included.

For more details see next page

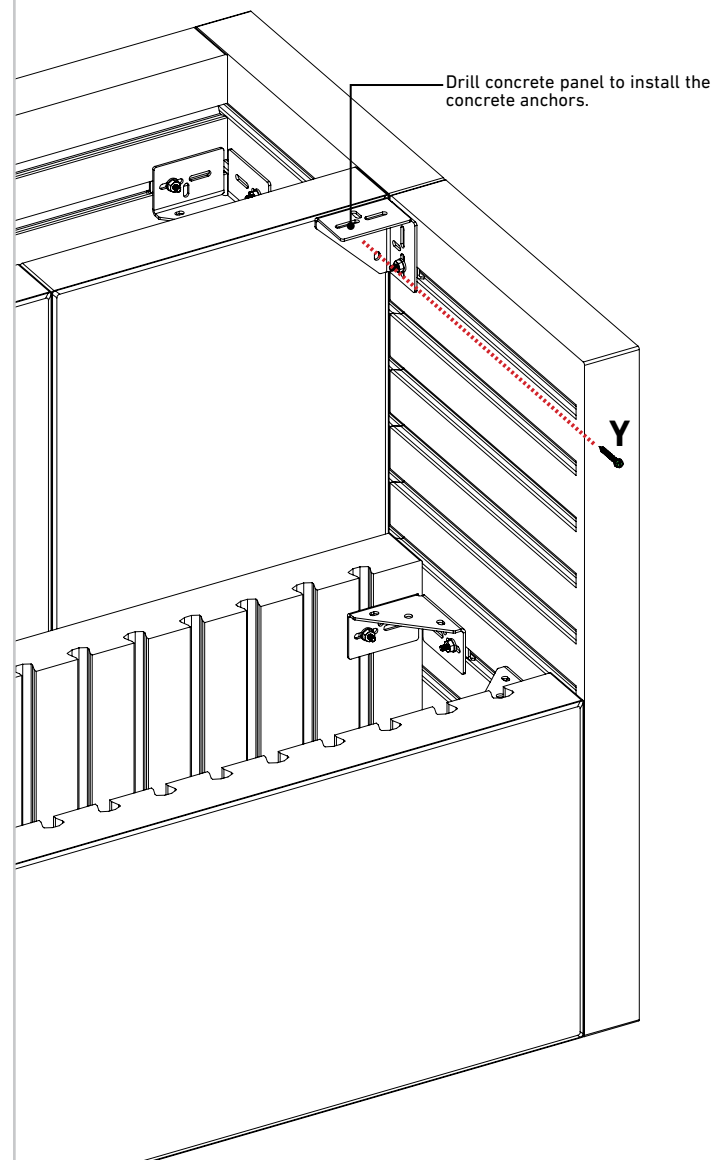
TOTAL WEIGHT **3986 Lbs**
(PANELS & HARDWARE)



IMPORTANT: It is recommended to follow the BBQ manufacturer's specifications for ventilation and clearances.
 Belgard is not responsible for the conformity of connections, clearances and ventilation. BBQ, countertop and accessories are not included.

2. INSIDE VIEW OF THE SHELF

NOTE: Y: Treated concrete anchor (Tapcon®)
 $\frac{1}{4}$ " x $1\frac{3}{4}$ " or $\frac{3}{16}$ " x $1\frac{3}{4}$ "

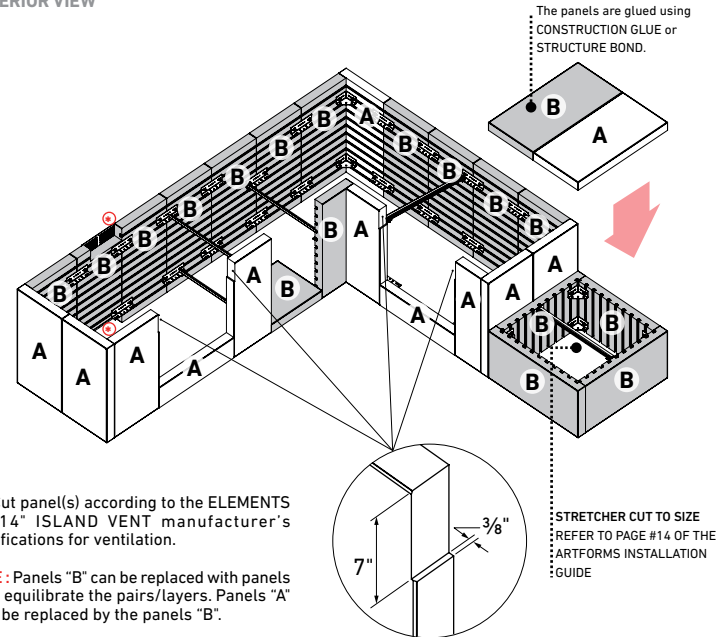


GRILL, GRIDDLE & BLUE DIAMOND SMOKER CORNER ISLAND

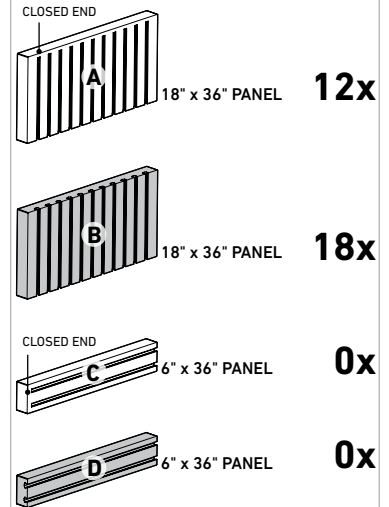
ARTFORMS™ | MODULAR PANEL SYSTEM



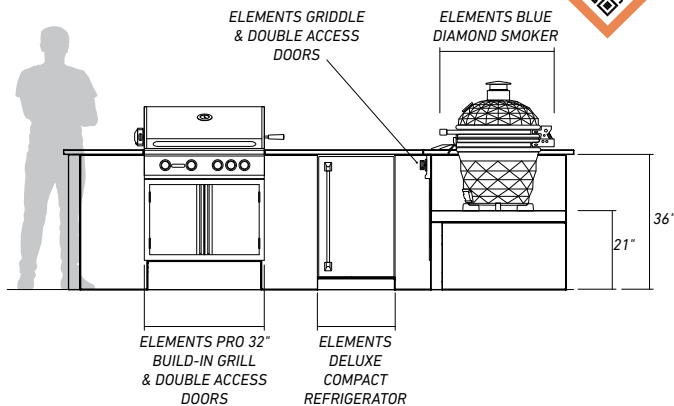
INTERIOR VIEW



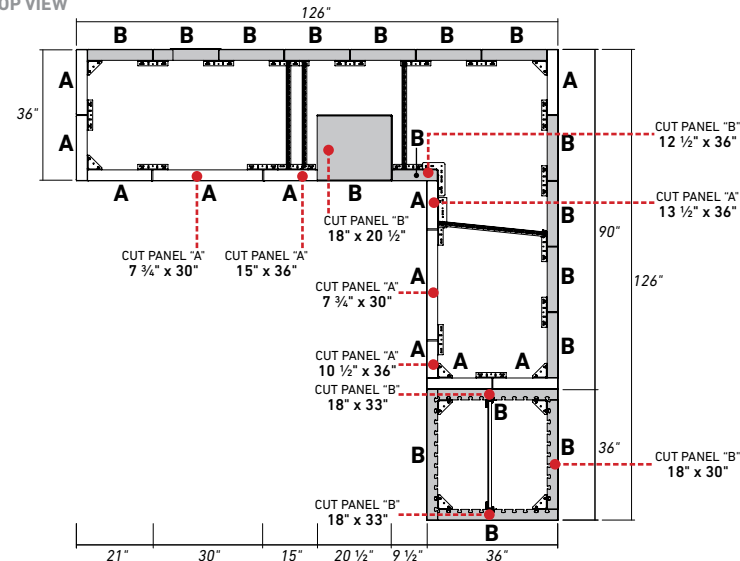
REQUIRED PANELS



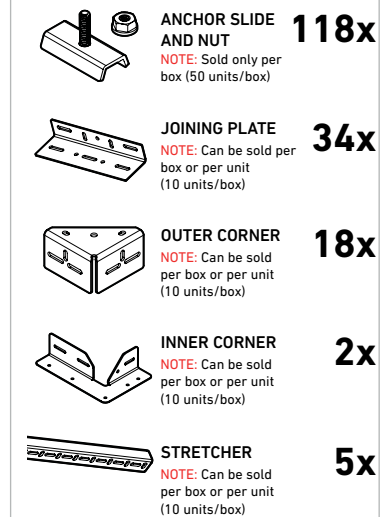
FRONT VIEW



TOP VIEW

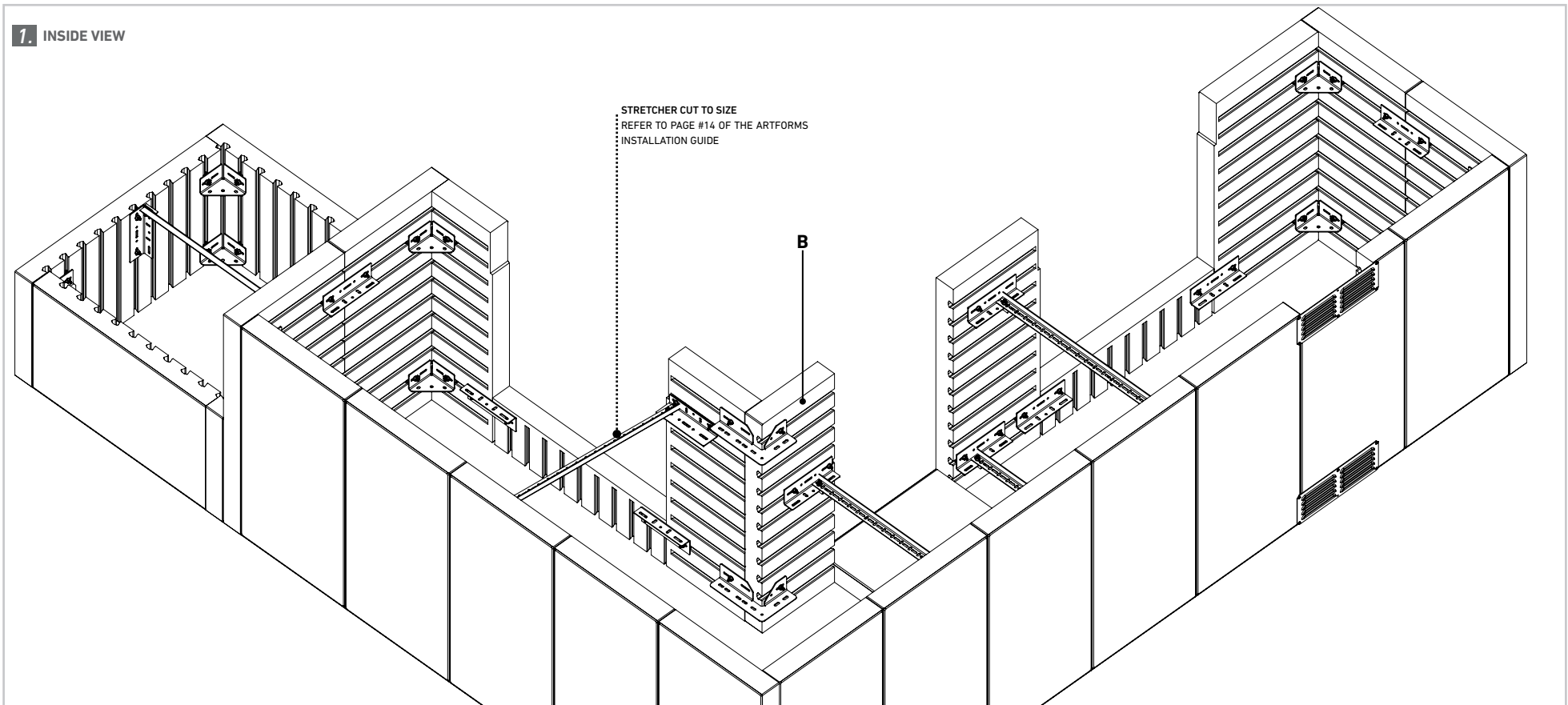
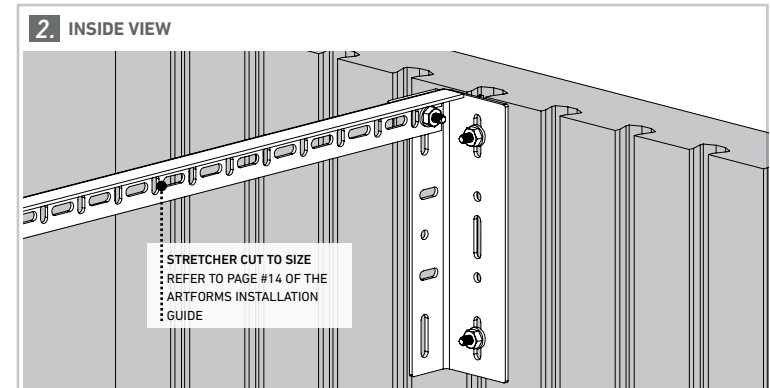
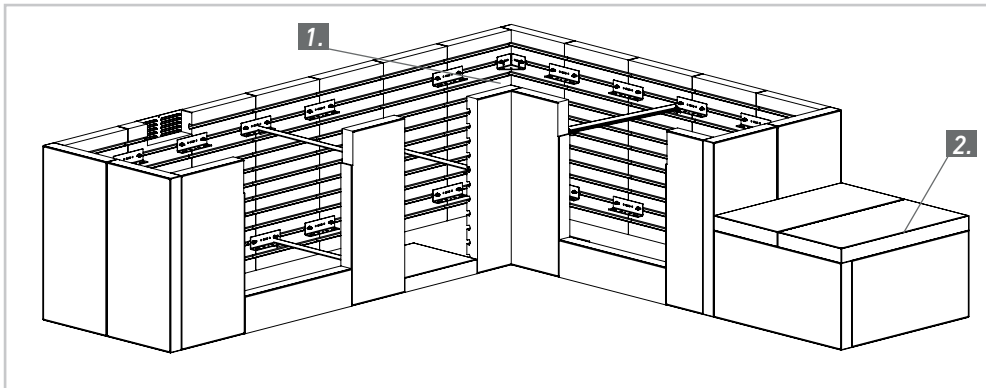


REQUIRED HARDWARE



IMPORTANT: It is recommended to follow the BBQ manufacturer's specifications for ventilation and clearances. Belgard is not responsible for the conformity of connections, clearances and ventilation. BBQ, countertop and accessories are not included.

TOTAL WEIGHT (PANELS & HARDWARE) **3643 Lbs**



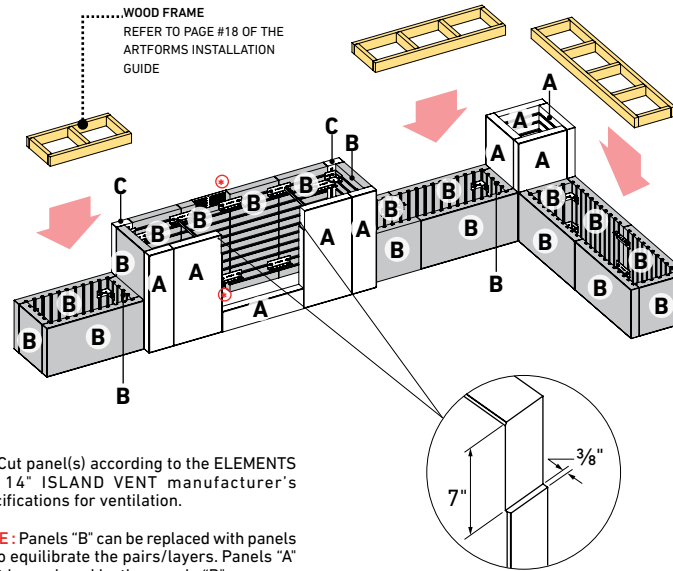
IMPORTANT: It is recommended to follow the BBQ manufacturer's specifications for ventilation and clearances. Belgard is not responsible for the conformity of connections, clearances and ventilation. BBQ, countertop and accessories are not included.

GRILL ISLAND, BENCHES & PLANTER

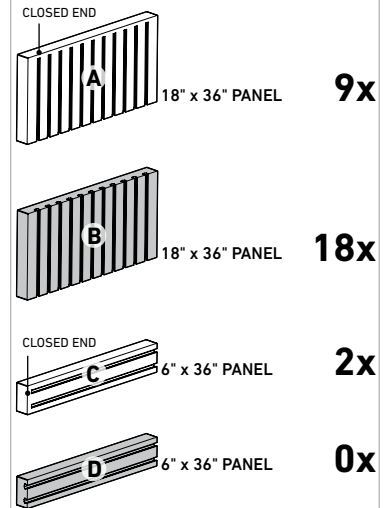
ARTFORMS™ | MODULAR PANEL SYSTEM



INTERIOR VIEW



REQUIRED PANELS



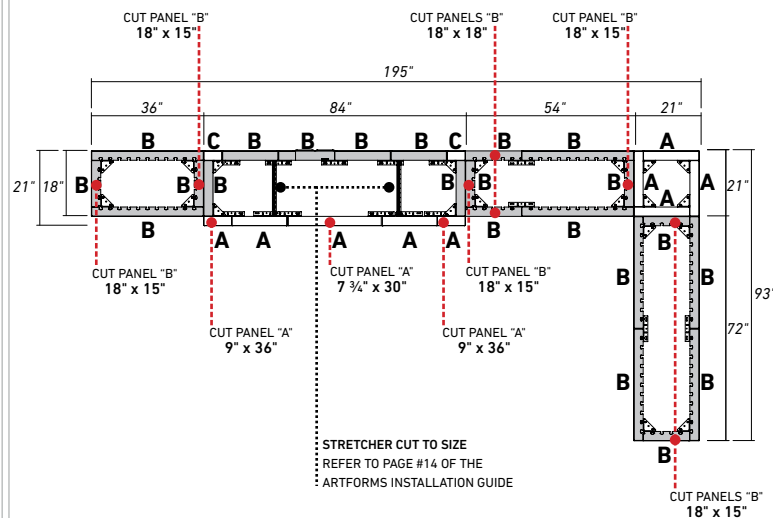
IMPORTANT: 18 x 36" panels are sold in pair/layer or in full pallet only. 6 x 36" panels are sold per unit or in layer or in full pallet.

FRONT VIEW

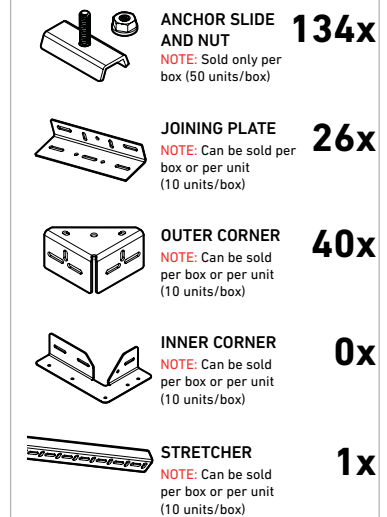
SCAN HERE
TO LEARN MORE
ABOUT ELEMENTS



TOP VIEW



REQUIRED HARDWARE



IMPORTANT: It is recommended to follow the BBQ manufacturer's specifications for ventilation and clearances. Belgard is not responsible for the conformity of connections, clearances and ventilation. BBQ, countertop and accessories are not included. Refer to page 23 of the ARTFORMS INSTALLATION GUIDE about the installation of geotextile. Contact experts/engineers to validate the base preparation, the drainage, the plants & roots growth/management.

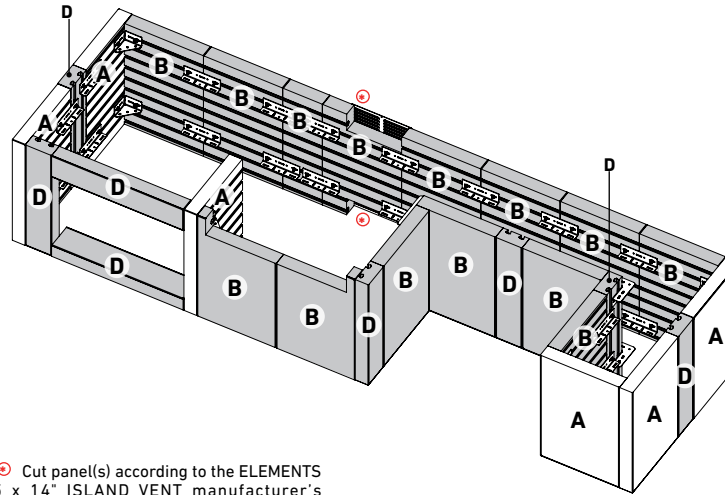
TOTAL WEIGHT **3849 Lbs**
(PANELS & HARDWARE)

ADA COMPLIANT GRILL ISLAND

ARTFORMS™ | MODULAR PANEL SYSTEM



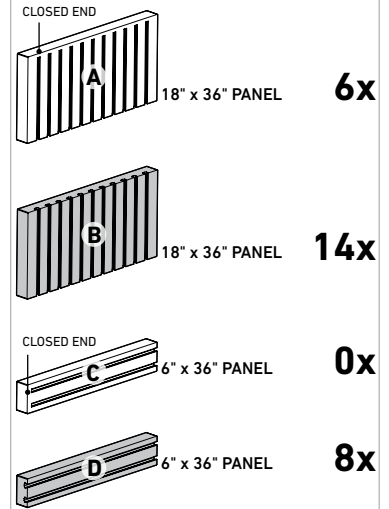
INTERIOR VIEW



⊙ Cut panel(s) according to the ELEMENTS 5 x 14" ISLAND VENT manufacturer's specifications for ventilation.

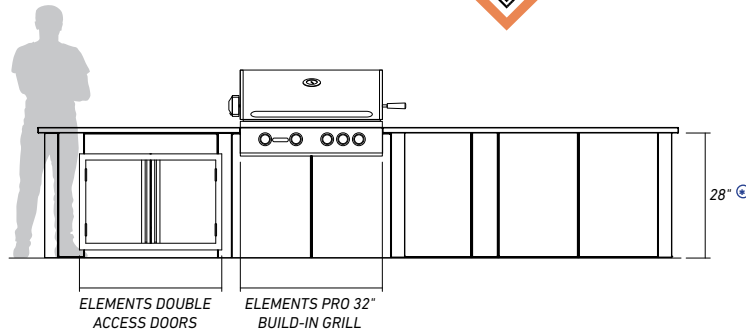
NOTE: Panels "B" can be replaced with panels "A" to equilibrate the pairs/layers. Panels "A" can't be replaced by the panels "B".

REQUIRED PANELS



IMPORTANT: 18 x 36" panels are sold in pair/layer or in full pallet only. 6 x 36" panels are sold per unit or in layer or in full pallet.

FRONT VIEW



SCAN HERE
TO LEARN MORE
ABOUT ELEMENTS



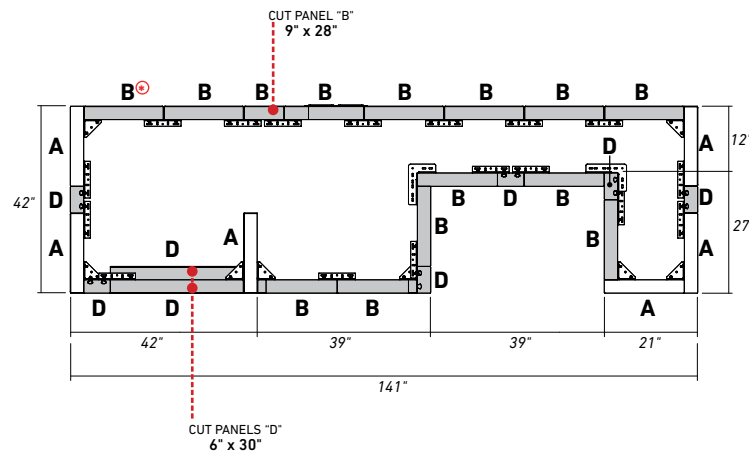
ELEMENTS DOUBLE
ACCESS DOORS

ELEMENTS PRO 32"
BUILD-IN GRILL

28" ⊙

TOP VIEW

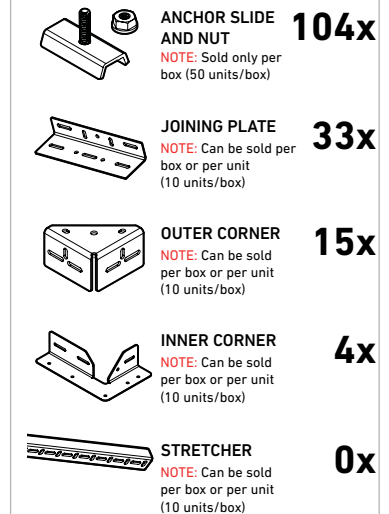
⊙ According to ADA requirements and recommendations, the work surface must be installed at min. 29" above the floor/ground. To ensure the recommended height, all the ARTFORMS panels must be 28".



CUT PANEL "B"
9" x 28"

CUT PANELS "D"
6" x 30"

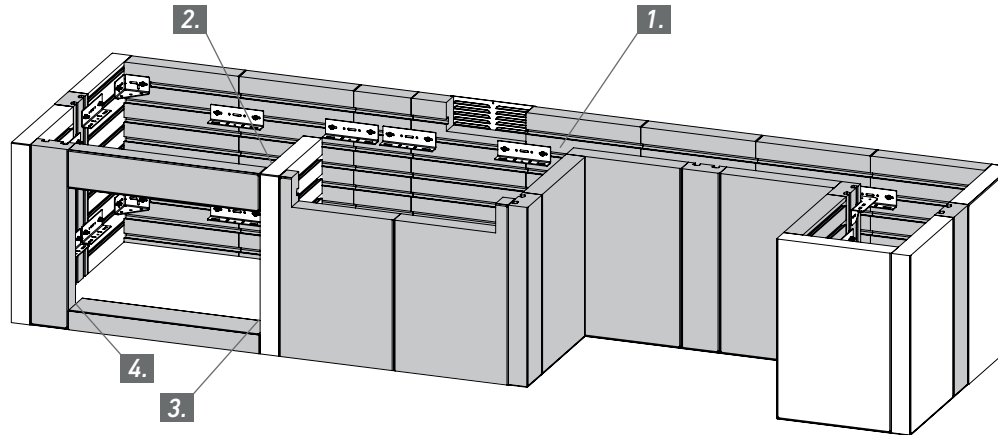
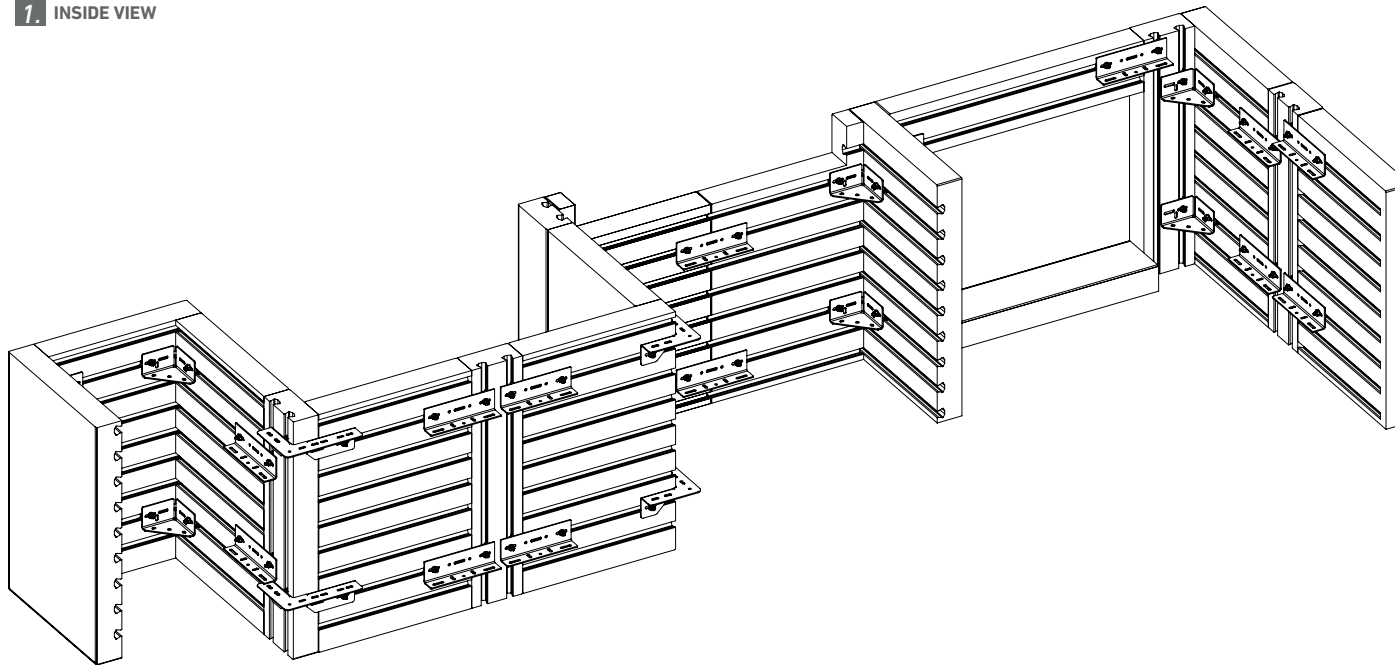
REQUIRED HARDWARE



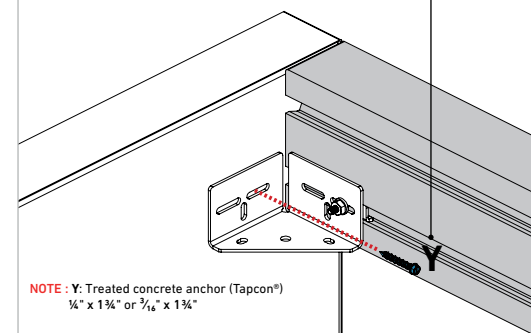
IMPORTANT: Refer to page 23 of the ARTFORMS INSTALLATION GUIDE about the installation of geotextile in planter box. Contact experts/engineers to validate the base preparation, the drainage, the plants & roots growth/management.

TOTAL WEIGHT
(PANELS & HARDWARE) **2579 Lbs**

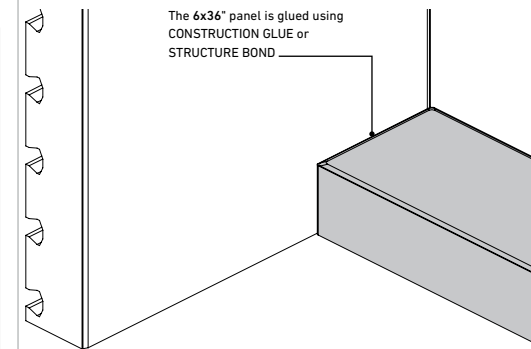
For more details see next page


1. INSIDE VIEW

2. INSIDE VIEW

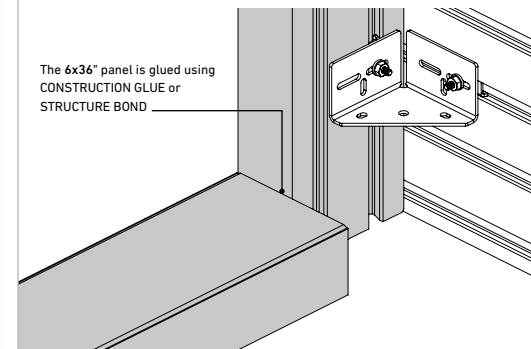
Drill concrete panel to install the concrete anchors.


3. INSIDE VIEW

The 6x36" panel is glued using
 CONSTRUCTION GLUE or
 STRUCTURE BOND


4. INSIDE VIEW

The 6x36" panel is glued using
 CONSTRUCTION GLUE or
 STRUCTURE BOND



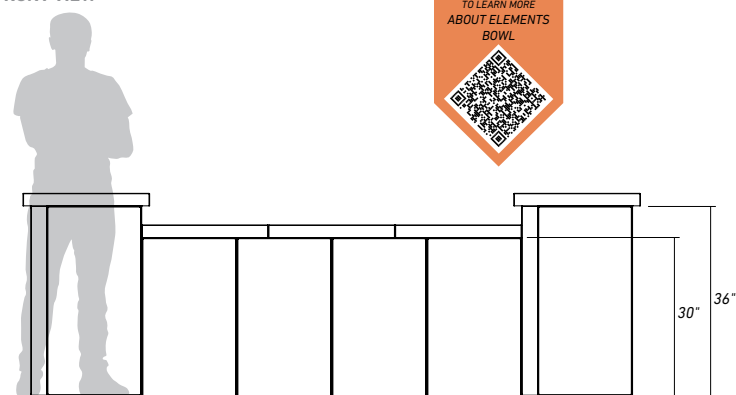
IMPORTANT: It is recommended to follow the GRILL manufacturer's specifications for ventilation and clearances. Belgard is not responsible for the conformity of connections, clearances and ventilation. BBQ, countertop and accessories are not included.

FIRE & WATER BOWL COLUMNS

ARTFORMS™ | MODULAR PANEL SYSTEM

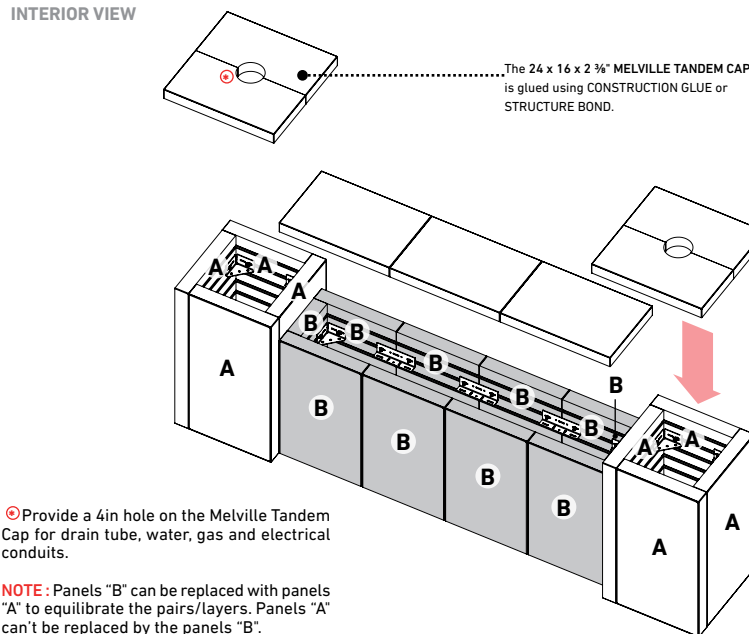


FRONT VIEW

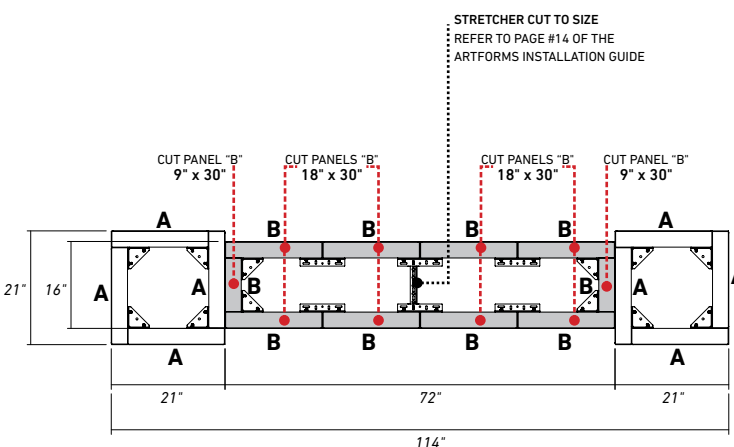


IMPORTANT: It is recommended to follow the Stone Fire and Water Bowl manufacturer's specifications. Belgard is not responsible for the conformity of connections and clearances. Plumbing kit and accessories are not included.

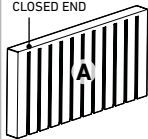

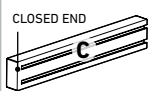
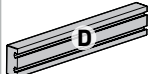
INTERIOR VIEW



TOP VIEW

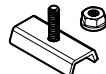
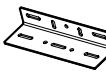





REQUIRED PANELS


CLOSED END		
	18" x 36" PANEL	8x
	18" x 36" PANEL	10x
CLOSED END		
	6" x 36" PANEL	0x
	6" x 36" PANEL	0x

IMPORTANT: 18 x 36" panels are sold in pair/layer or in full pallet only. 6 x 36" panels are sold per unit or in layer or in full pallet.

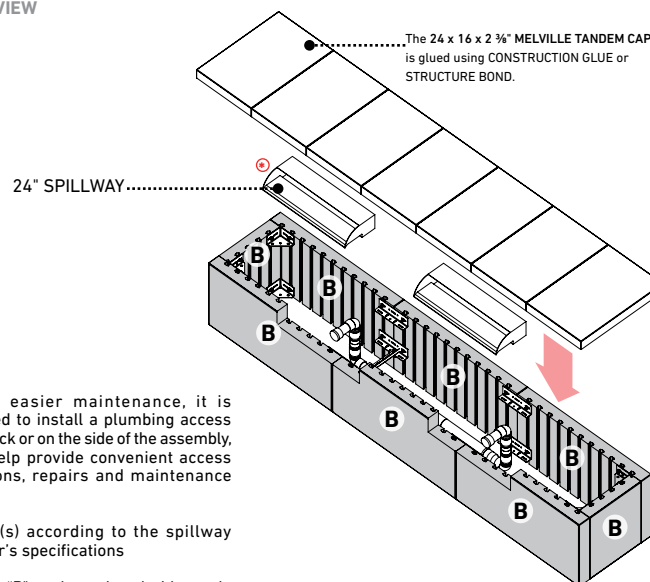
REQUIRED HARDWARE

	ANCHOR SLIDE AND NUT NOTE: Sold only per box (50 units/box)	74x
	JOINING PLATE NOTE: Can be sold per box or per unit (10 units/box)	12x
	OUTER CORNER NOTE: Can be sold per box or per unit (10 units/box)	24x
	INNER CORNER NOTE: Can be sold per box or per unit (10 units/box)	0x
	STRETCHER NOTE: Can be sold per box or per unit (10 units/box)	1x

TOTAL WEIGHT
 (PANELS & HARDWARE) **2364 Lbs**



INTERIOR VIEW

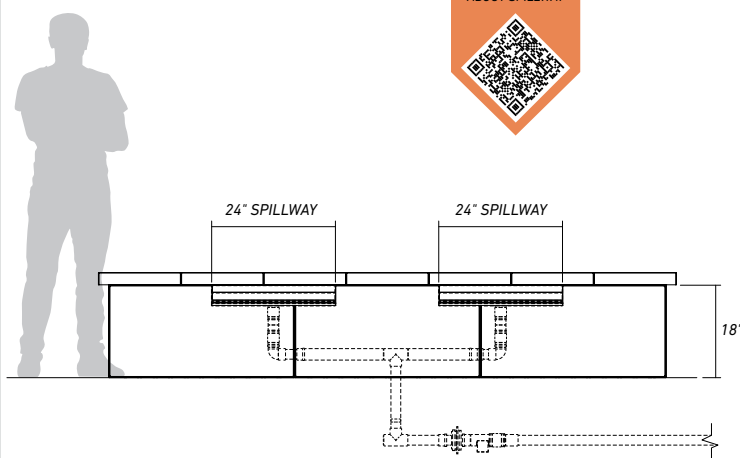


NOTE : For easier maintenance, it is recommended to install a plumbing access trap on the back or on the side of the assembly, which will help provide convenient access for inspections, repairs and maintenance practices.

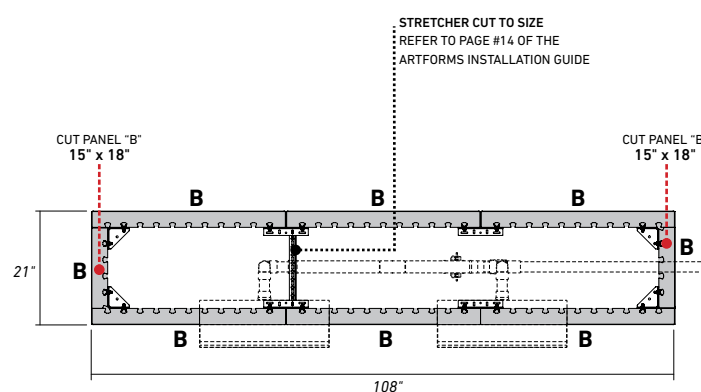
Ⓢ Cut panel(s) according to the spillway manufacturer's specifications

NOTE : Panels "B" can be replaced with panels "A" to equilibrate the pairs/layers. Panels "A" can't be replaced by the panels "B".

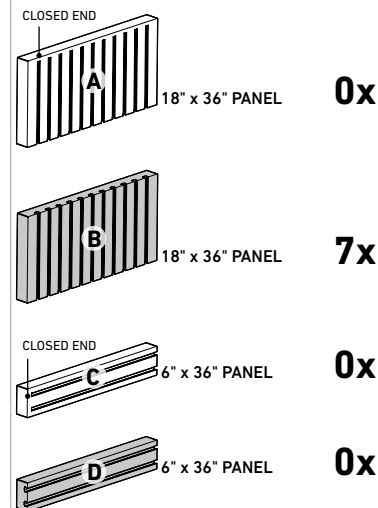
FRONT VIEW



TOP VIEW

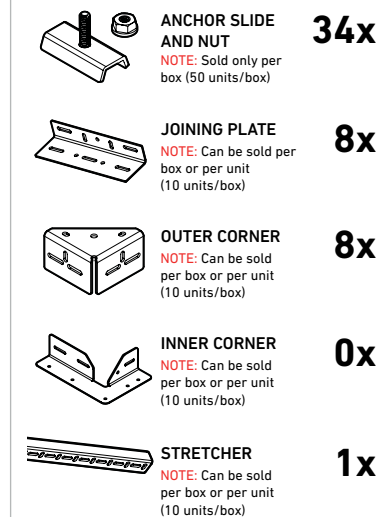


REQUIRED PANELS



IMPORTANT: 18 x 36" panels are sold in pair/layer or in full pallet only. 6 x 36" panels are sold per unit or in layer or in full pallet.

REQUIRED HARDWARE



IMPORTANT: It is recommended to follow the SPILLWAY manufacturer's specifications. Belgard is not responsible for the conformity of connections and clearances. Plumbing kit and accessories are not included.

TOTAL WEIGHT **438 Lbs**
(PANELS & HARDWARE)

VERTICAL PLANTER & WATERFALL

ARTFORMS™ | MODULAR PANEL SYSTEM



INTERIOR VIEW

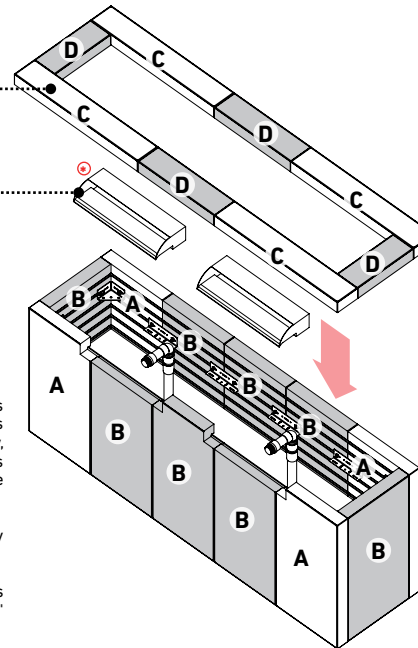
The 6 x 36" PANELS are glued using CON-STRUCTION GLUE or STRUCTURE BOND.

24" SPILLWAY

NOTE : For easier maintenance, it is recommended to install a plumbing access trap on the back or on the side of the assembly, which will help provide convenient access for inspections, repairs and maintenance practices.

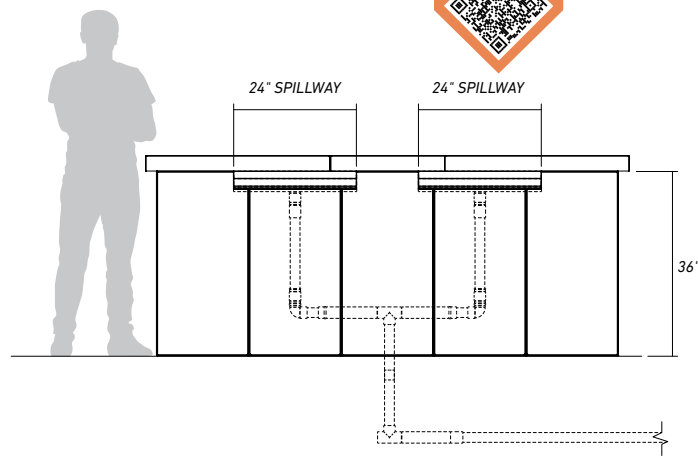
Ⓢ Cut panel(s) according to the spillway manufacturer's specifications

NOTE : Panels "B" can be replaced with panels "A" to equilibrate the pairs/layers. Panels "A" can't be replaced by the panels "B".



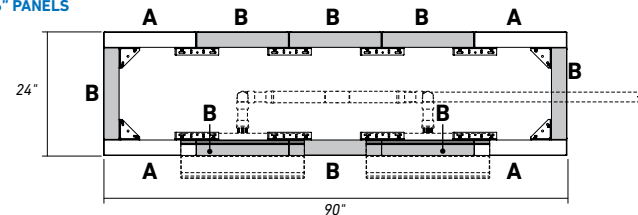
FRONT VIEW

SCAN HERE
TO LEARN MORE
ABOUT SPILLWAY

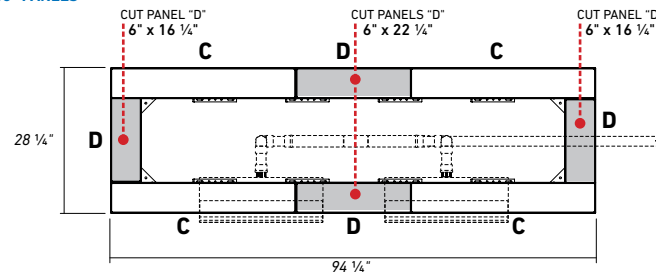


TOP VIEW

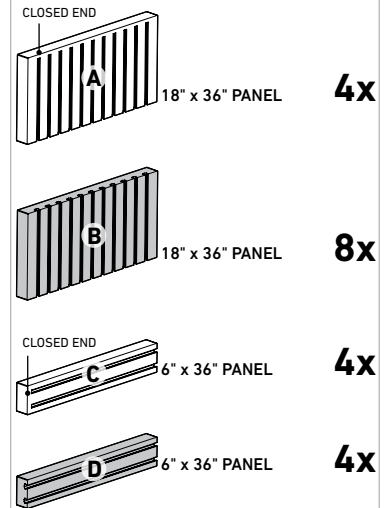
18" x 36" PANELS



6" x 36" PANELS

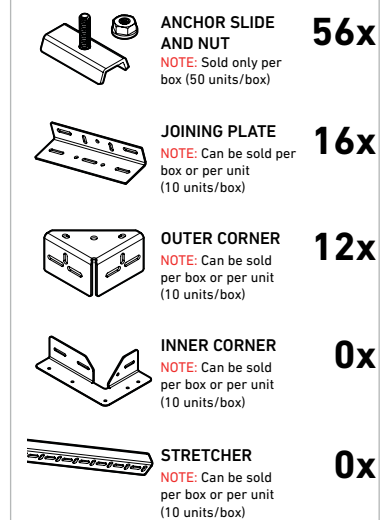


REQUIRED PANELS



IMPORTANT: 18 x 36" panels are sold in pair/layer or in full pallet only. 6 x 36" panels are sold per unit or in layer or in full pallet.

REQUIRED HARDWARE



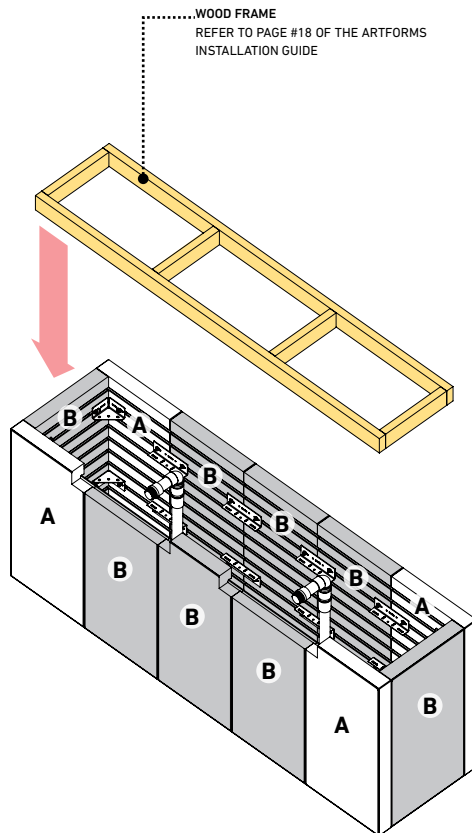
IMPORTANT: It is recommended to follow the spillway manufacturer's specifications. Belgard is not responsible for the conformity of connections and clearances. Plumbing kit and accessories are not included.

For more details see next page

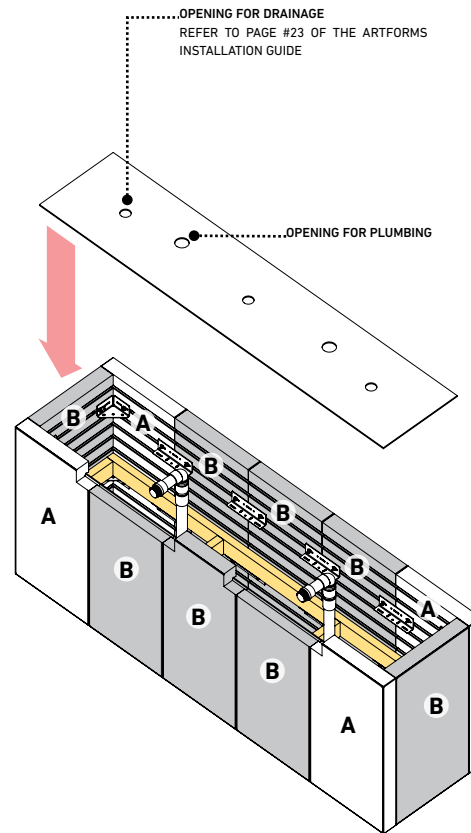
TOTAL WEIGHT **2089 Lbs**
(PANELS & HARDWARE)

EXPLODED VIEW: PLANTER BOX

1. The wood frame is sitting directly on the ARTFORMS hardware.

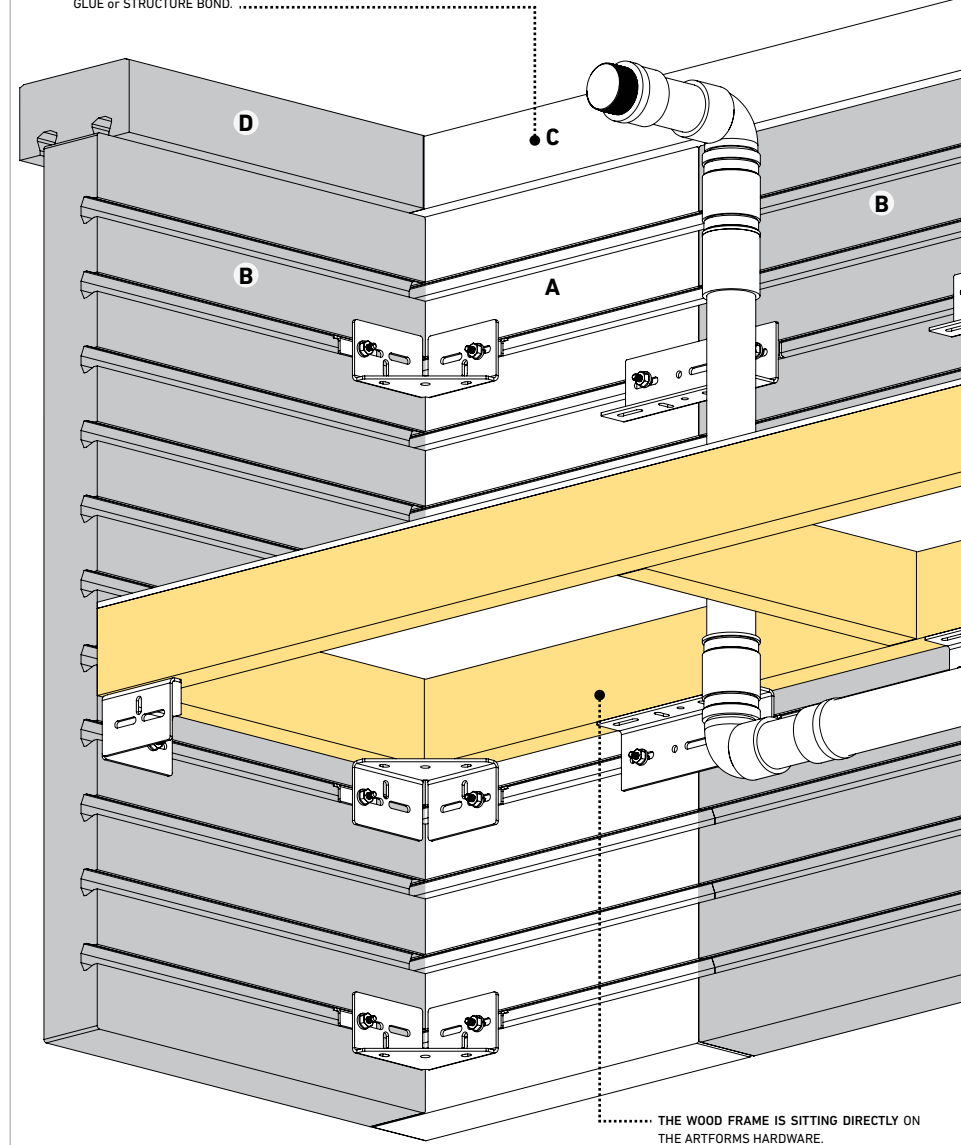


2. Fix the panel with opening for drainage on the wood frame



INTERIOR VIEW

3. The 6 x 36" PANELS are glued using CONSTRUCTION GLUE or STRUCTURE BOND.

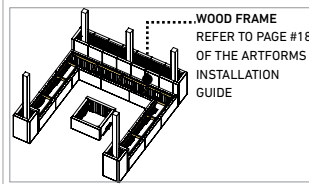


PERGOLA, BENCH, PLANTERS & FIRE PIT

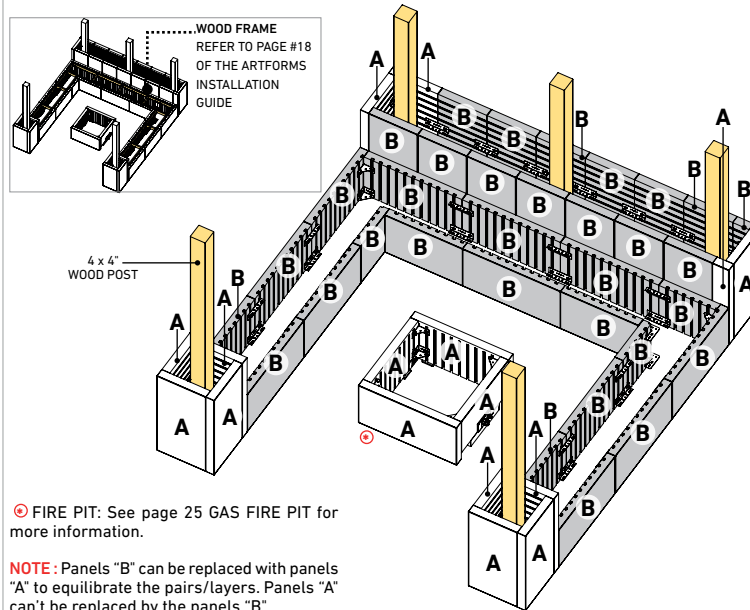
ARTFORMS™ | MODULAR PANEL SYSTEM



INTERIOR VIEW



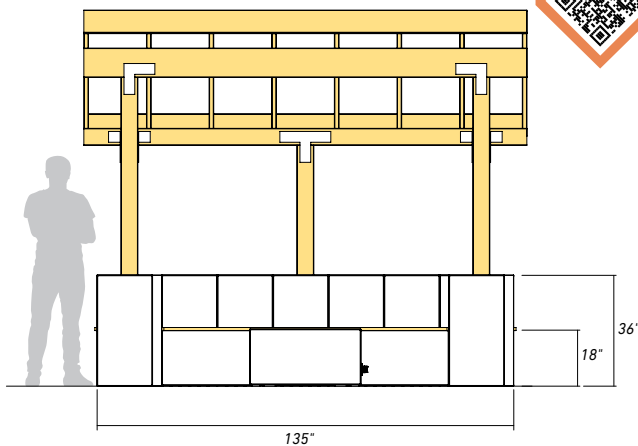
4 x 4"
WOOD POST



⦿ FIRE PIT: See page 25 GAS FIRE PIT for more information.

NOTE: Panels "B" can be replaced with panels "A" to equilibrate the pairs/layers. Panels "A" can't be replaced by the panels "B".

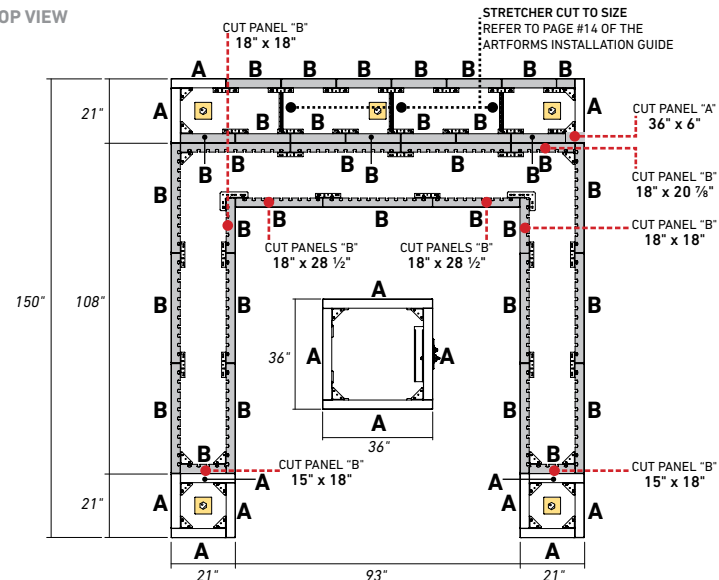
FRONT VIEW



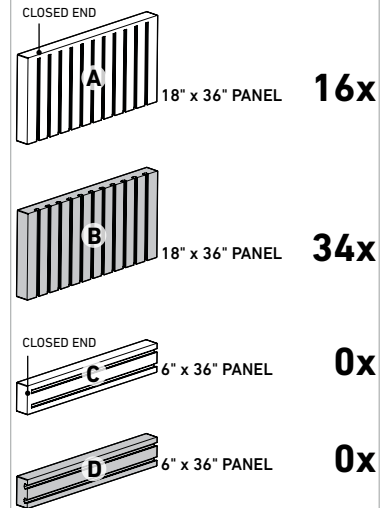
SCAN HERE
TO LEARN MORE
ABOUT ELEMENTS



TOP VIEW

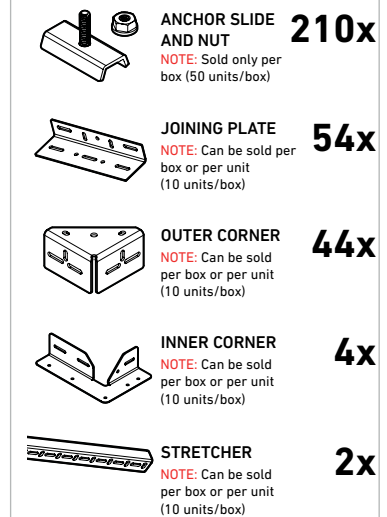


REQUIRED PANELS



IMPORTANT: 18 x 36" panels are sold in pair/layer or in full pallet only. 6 x 36" panels are sold per unit or in layer or in full pallet.

REQUIRED HARDWARE



IMPORTANT: Other types of hardware (not included) may be required to make these assemblies (wood screws, concrete anchors, etc.). BELGARD is not responsible for any issue regarding other materials, accessories, other types of hardware, etc. We recommend consulting an expert/engineer to validate installation of the wood posts of pergola.

TOTAL WEIGHT (PANELS & HARDWARE) **7004 Lbs**

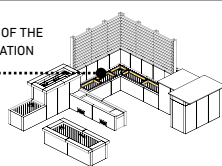
CORNER BENCH, PLANTERS, COUNTER ISLAND & FIRE PIT

ARTFORMS™ | MODULAR PANEL SYSTEM

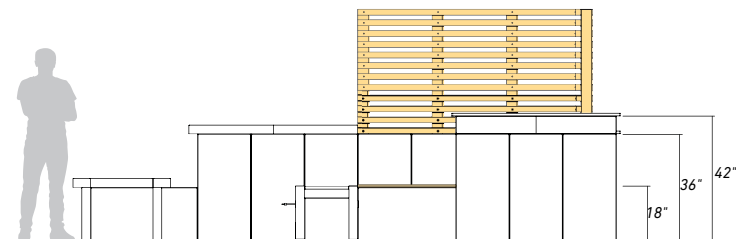


FRONT VIEW

WOOD FRAME
REFER TO PAGE #18 OF THE
ARTFORMS INSTALLATION
GUIDE



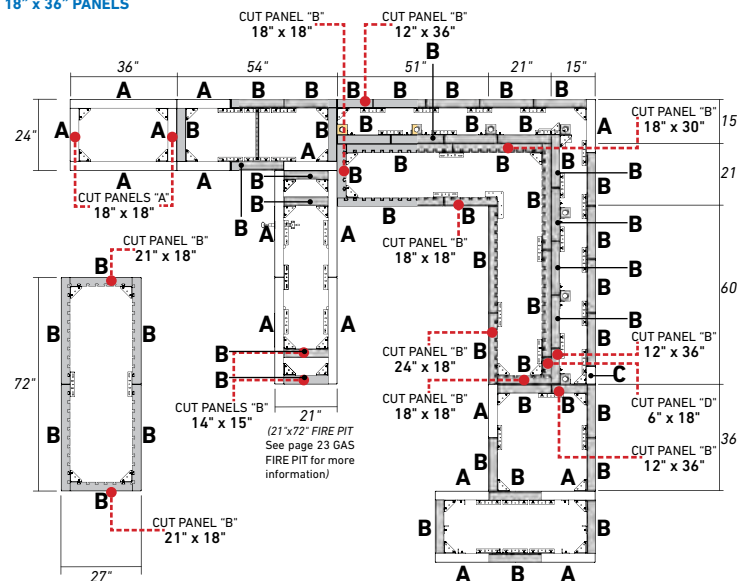
SCAN HERE
TO LEARN MORE
ABOUT ELEMENTS



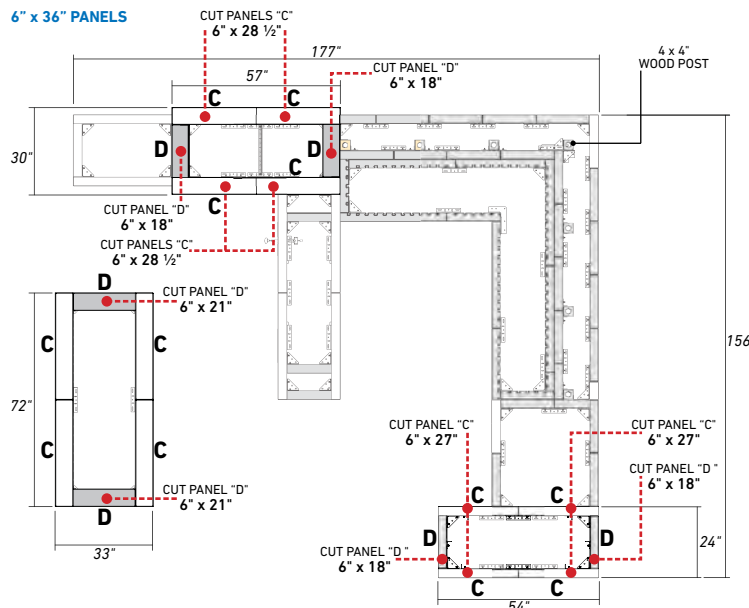
NOTE : Panels "B" can be replaced with panels "A" to equilibrate the pairs/layers. Panels "A" can't be replaced by the panels "B".

IMPORTANT: It is recommended to follow the FIREKIT manufacturer's specifications for ventilation and clearances. Belgard is not responsible for the conformity of connections, clearances and ventilation. Burner pan, countertop and accessories are not included.

INTERIOR VIEW 18" x 36" PANELS

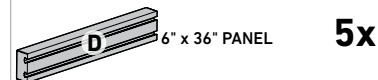
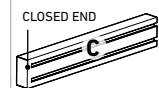
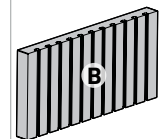
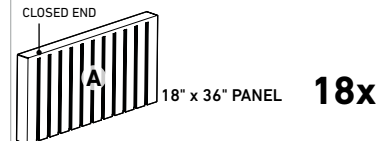


6" x 36" PANELS



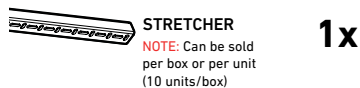
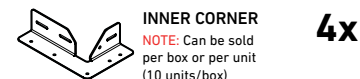
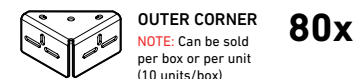
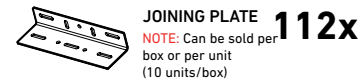
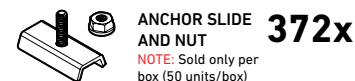
REQUIRED PANELS

CLOSED END



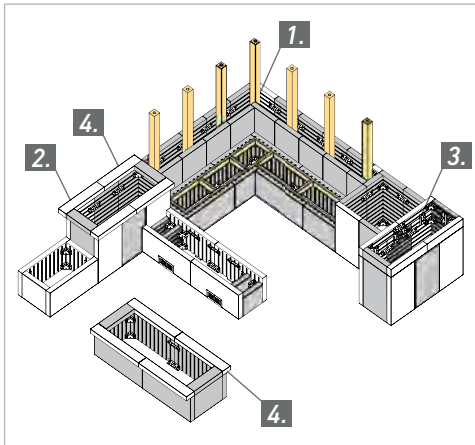
IMPORTANT: 18 x 36" panels are sold in pair/layer or in full pallet only. 6 x 36" panels are sold per unit or in layer or in full pallet.

REQUIRED HARDWARE



TOTAL WEIGHT 9798 Lbs
(PANELS & HARDWARE)

For more details see next page



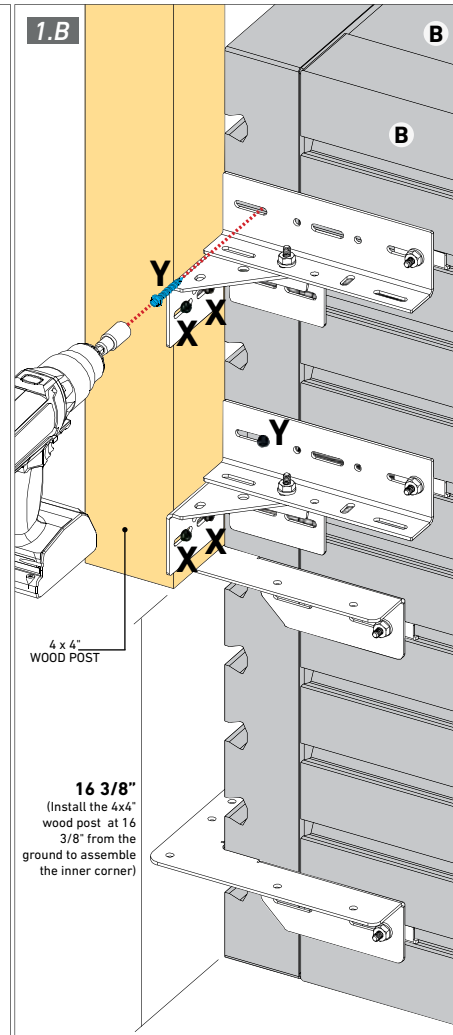
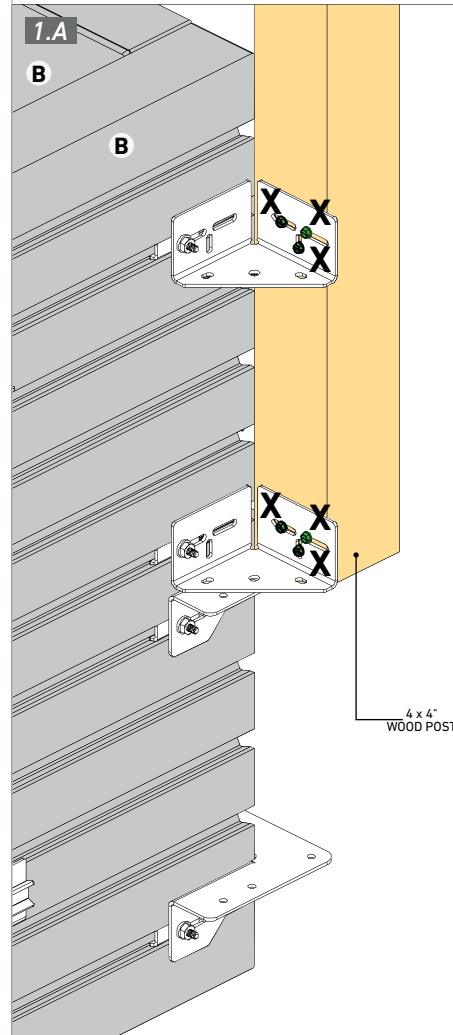
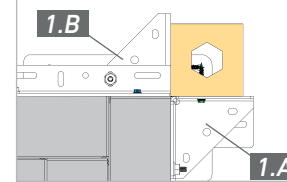
- 1.** Drill the concrete panel to install the Concrete Screw Anchors, and the wood post to install the Stainless Steel Screw.

NOTE:

X: Stainless Steel Wood Screw Flat Head #10 x 2½"

Y: Concrete screw anchor (Tapcon®) ¼" x 1¾" or ⅜" x 1¾"

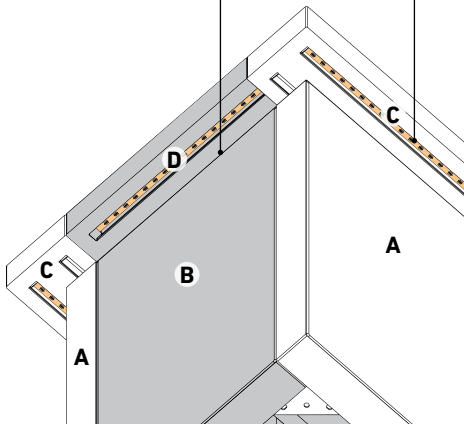
TOP VIEW



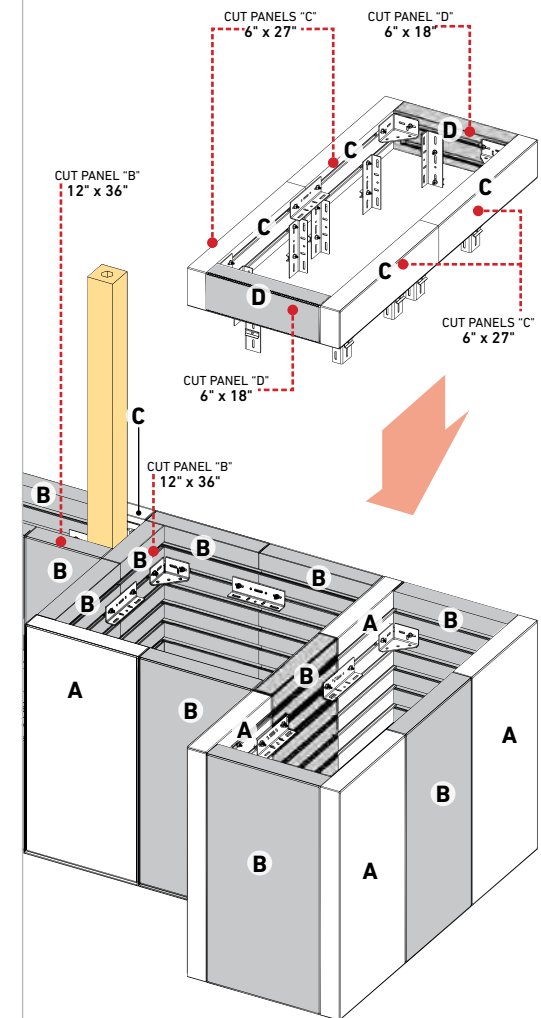
VERTICAL & HORIZONTAL PLANTER BOX

- 2. OPTIONAL:** LED strip can be inserted in the dovetail. Refer to page 16 of the ARTEX INSTALLATION GUIDE.

- 4.** The panels 6x36" are glued using CONSTRUCTION GLUE or STRUCTURE BOND.



- 3. EXPLODED VIEW - Bar Table**




IMPORTANT: Belgard is not responsible for the LED stripes insertions.

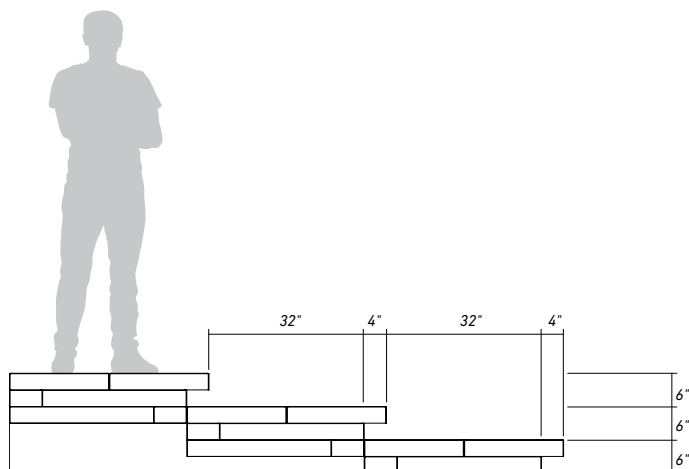
OPTION 1



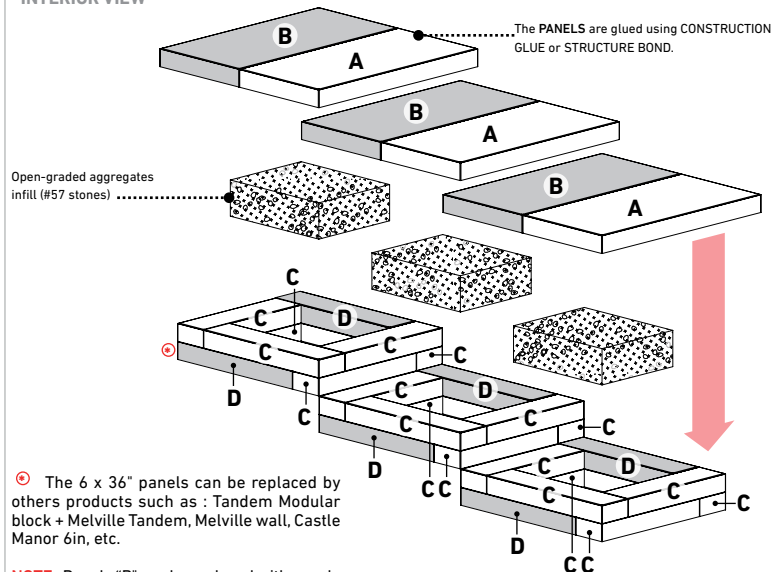
OPTION 2



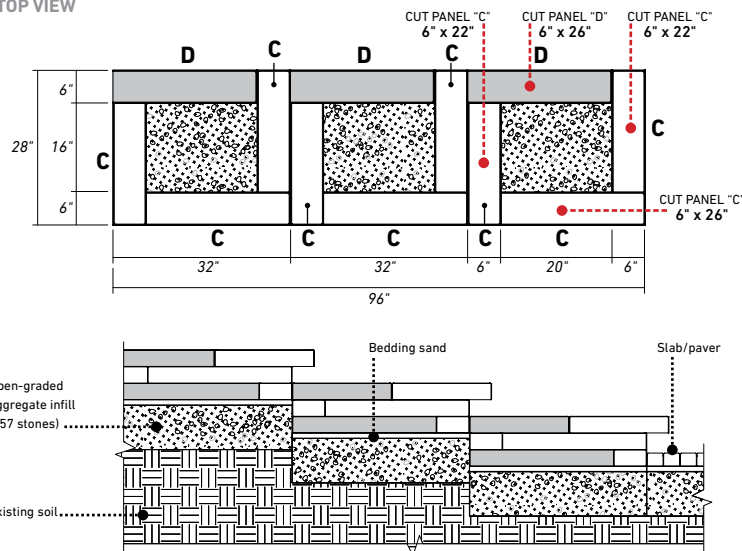
FRONT VIEW



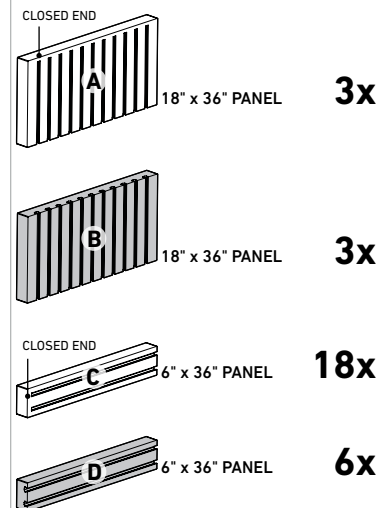
INTERIOR VIEW



TOP VIEW

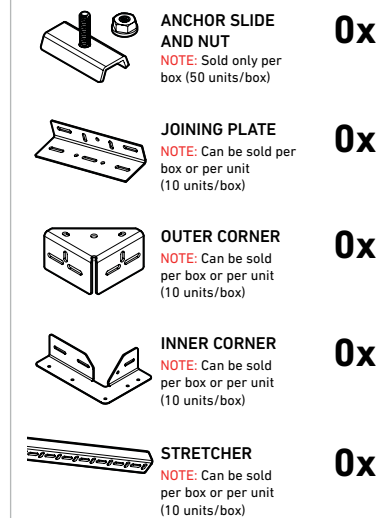


REQUIRED PANELS



IMPORTANT: 18" x 36" panels are sold in pair/layer or in full pallet only. 6" x 36" panels are sold per unit or in layer or in full pallet.

REQUIRED HARDWARE



TOTAL WEIGHT **1516 Lbs**
 (PANELS & HARDWARE)

FLOATING STEP ORIENTATION - OPTION 1



For more details see next page

FLOATING STEP ORIENTATION - OPTION 2



For more details see next page



IMPORTANT: Belgard is not responsible for the LED stripes insertions.

MORE INSPIRATION

ARTFORMS™ | MODULAR PANEL SYSTEM



ROOF TOP

ARTFORMS™ | MODULAR PANEL SYSTEM

BELGARD
PAVES THE WAY



ROOF TOP

ARTFORMS™ | MODULAR PANEL SYSTEM

BELGARD
PAVES THE WAY



TERRASSE

ARTFORMS™ | MODULAR PANEL SYSTEM

BELGARD
PAVES THE WAY



WATERFALL

ARTFORMS™ | MODULAR PANEL SYSTEM

BELGARD
PAVES THE WAY



GRILL ISLAND

ARTFORMS™ | MODULAR PANEL SYSTEM

BELGARD
PAVES THE WAY



GRILL ISLAND

ARTFORMS™ | MODULAR PANEL SYSTEM

BELGARD
PAVES THE WAY









BENCH & PLANTERS

ARTFORMS™ | MODULAR PANEL SYSTEM



VERTICAL TREE BOX

ARTFORMS™ | MODULAR PANEL SYSTEM



TREE BOX & BENCH

ARTFORMS™ | MODULAR PANEL SYSTEM



BENCH & PLANTERS

ARTFORMS™ | MODULAR PANEL SYSTEM



EDGER

ARTFORMS™ | MODULAR PANEL SYSTEM

BELGARD
PAVES THE WAY



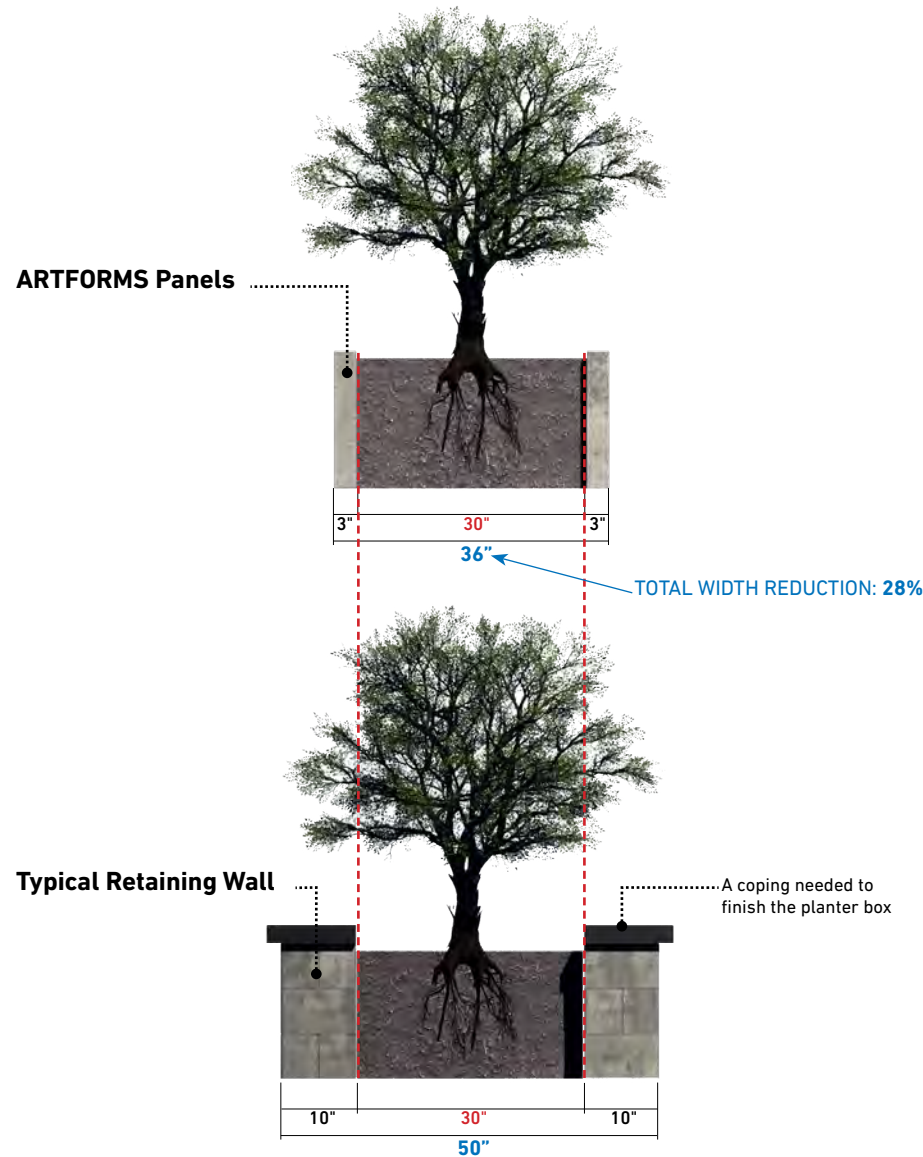
NOTE : Use 6"x36" panels to create this edger/planter box.

ARTFORMS PLANTER BOX ADVANTAGES OVER RETAINING WALL

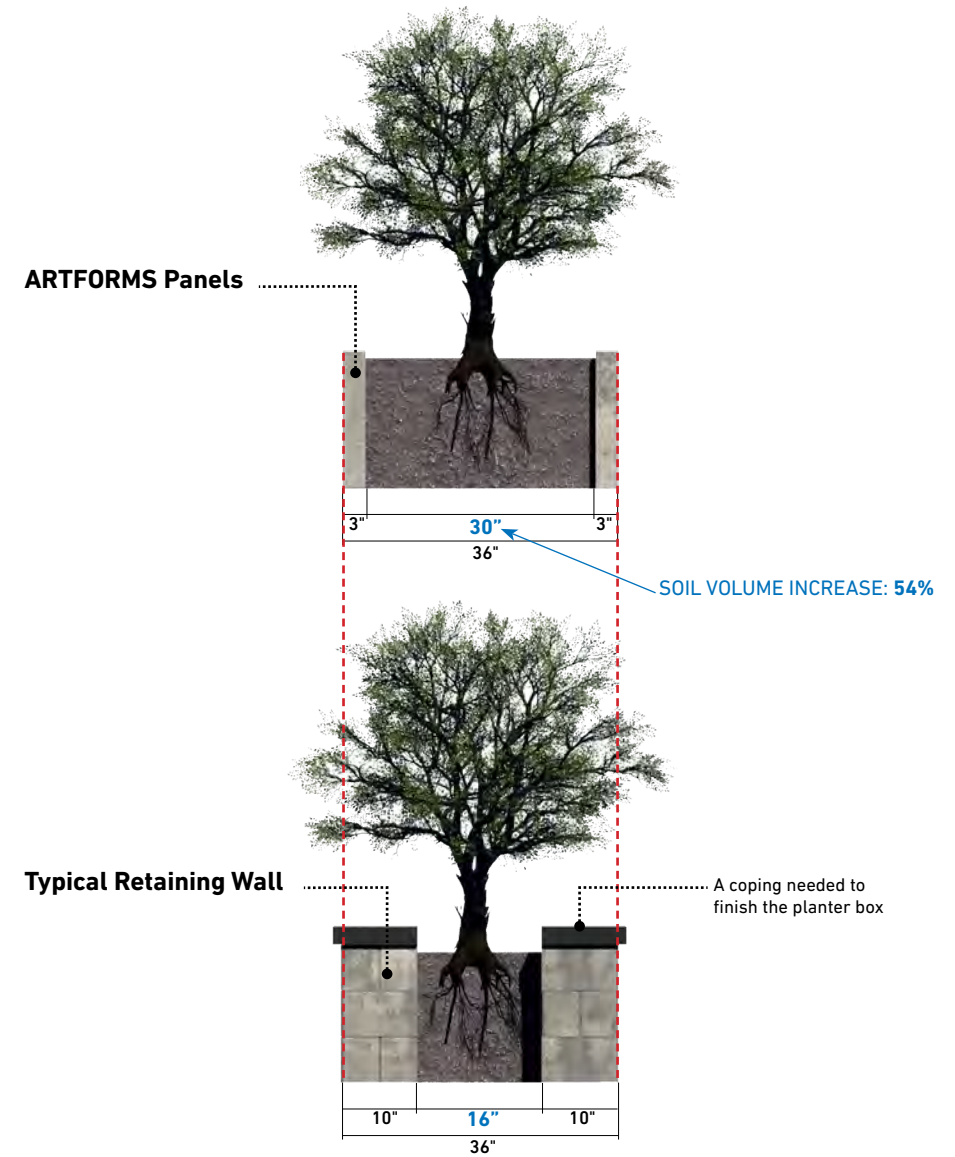
ARTFORMS™ | MODULAR PANEL SYSTEM



OPTION 1: AIMING FOR MAXIMAL INFILL WIDTH



OPTION 2: AIMING FOR MINIMAL PLANTER WIDTH



NOTE : Panels "B" can be replaced with panels "A" to equilibrate the pairs/layers. Panels "A" can't be replaced by the panels "B".

GENERAL DIMENSIONS FOR PLANTER / TREE BOXES

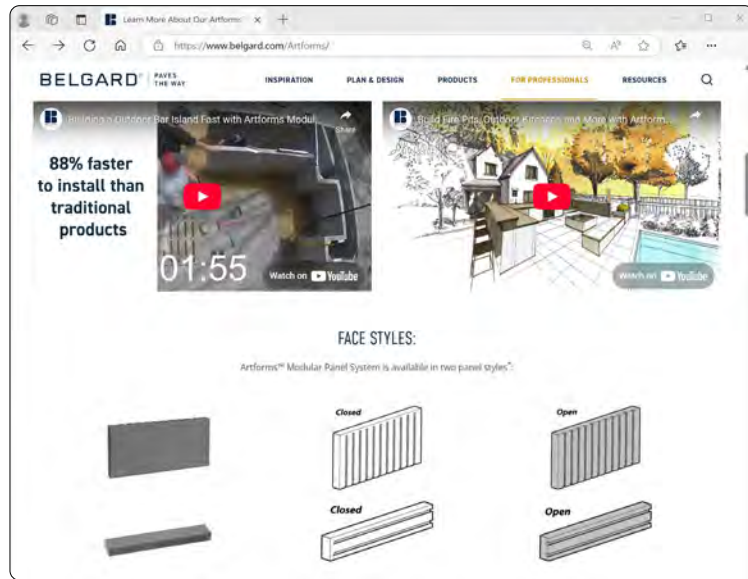
ARTFORMS™ | MODULAR PANEL SYSTEM




NOTE : Panels "B" can be replaced with panels "A" to equilibrate the pairs/layers. Panels "A" can't be replaced by the panels "B".

ADDITIONAL INFORMATION

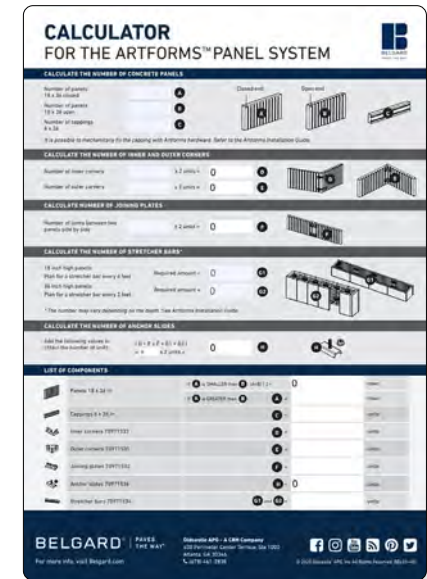
ARTFORMS™ | MODULAR PANEL SYSTEM



Consult www.belgard.com/artforms/



Consult ARTFORMS INSTALLATION GUIDE



Consult CALCULATOR BROCHURE





AN OLDCASTLE® APG OUTDOOR BRAND