



2024 RESOURCE GUIDE / ALBERTA

BELGARD[®] | PAVES
THE WAY

PROUDLY CANADIAN MADE  BELGARD.CA

BELGARD PRODUCT INDEX

Belgard Elements

| | |
|------------------------------|---|
| Belgard Elements - Bordeaux™ | 6 |
| Belgard Elements - Melville™ | 6 |

Artforms Panel System

| | |
|----------|---|
| Artforms | 8 |
|----------|---|

Porcelain Tile

| | |
|-------------|----|
| Mirage® | 10 |
| Accessories | 14 |

Belgard Paving Stones

| | |
|------------------------------|----|
| Basalt™18 | 16 |
| Belgian Cobble® - NEW | 16 |
| Brooklyn™ - NEW | 16 |
| Charlestone™ - NEW | 17 |
| Cobble | 17 |
| Dimensions™6 60mm | 18 |
| Dimensions™12 60mm | 18 |
| Dimensions™18 60mm | 19 |
| Dimensions™ 3x9 60mm | 19 |
| Dimensions™ 3x3 - NEW 60mm | 19 |
| Dimensions™ 6x6 - NEW 60mm | 20 |
| Dimensions™ 6x12 60mm | 20 |
| Dimensions™ 12x24 60mm | 20 |
| Dimensions™ 24x24 - NEW 60mm | 21 |
| Dimensions™12 - NEW 80mm | 21 |
| Dimensions™ 6x12 NEW 80mm | 21 |
| Empire | 22 |
| Flagstone | 22 |
| Hexagon12 Half - NEW | 23 |
| Hexagon12 | 23 |
| Holland Stone | 23 |
| Mega-Libre™ | 24 |
| Origins™6 60mm- NEW | 24 |
| Origins™12 60mm | 25 |
| Origins™18 60mm - NEW | 25 |
| Origins™ 3x3 60mm - NEW | 25 |
| Origins™ 6x12 60mm - NEW | 26 |
| Origins™12 - NEW 80mm | 26 |

Belgard Paving Stones

| | |
|------------------|----|
| Papyrus™18 - NEW | 26 |
| River Rock® | 27 |
| Roman Euro | 27 |
| Turfstone | 28 |
| Villa Stone | 29 |
| VS5 - 88 | 30 |
| VS5 - 105 | 32 |

Belgard Permeable Paving Stones

| | |
|--------------------|----|
| AquaLine® Standard | 35 |
|--------------------|----|

Belgard Slabs

Architectural Slabs

| | |
|---------------------|----|
| Dimensions | 37 |
| Cortez | 37 |
| New York Stone | 38 |
| Texada Hydrapressed | 39 |

Paving Slabs

| | |
|---------------------|----|
| Diamond | 41 |
| Exposed | 39 |
| Kingston Patio Slab | 42 |
| Quadral | 42 |
| Saranak | 43 |

Belgard Freestanding Walls

| | |
|----------------------------|----|
| Melville Wall | 45 |
| Tandem® Ashlar Wall | 45 |
| Tandem® Ashlar Column Kit | 46 |
| Tandem® Long Melville Wall | 46 |
| Tandem® Modular Block | 47 |
| U Start Base Block | 47 |
| StackStone® | 48 |
| Weston Stone | 49 |
| Marina Coping 6x12 | 49 |

Belgard Retaining Walls

| | |
|-------------------|----|
| AB® Collection | 51 |
| AB® Metropolitan™ | 52 |
| Pisa2® | 53 |
| SienaStone2® | 55 |

Belgard Steps & Pillars

| | |
|---------------------|----|
| Landings™ Step Unit | 58 |
| SienaStone® | 58 |

Paver / Slab / Wall Accessories

| | |
|-----------------------------------|----|
| Edge Restraint | 60 |
| Techniseal® NOCO Sand | 60 |
| Techniseal® STORM Compound | 60 |
| Techniseal® RG+ | 61 |
| Techniseal® Smart Sand | 61 |
| Techniseal® HP NextGel | 61 |
| Techniseal® NextBase - NEW | 61 |
| Rise-It Pedestal | 62 |
| BlackJack® One Step | 62 |
| BlackJack® Pedestal | 62 |
| Techniseal® Structure Bond | 63 |
| Geogrid | 63 |
| Sleeve-It® SD-1 Fence Post System | 63 |
| Wall Drain Pro | 63 |

Yardscapes

| | |
|----------------------|----|
| Yardscapes | |
| Dek Block Plus - NEW | 65 |
| Deck Block | 65 |
| Deck Block Adjuster | 65 |
| Planter Block | 65 |

Yardscapes

| | |
|----------------------------------|----|
| Fire Pit Kits / BBQ Block | |
| Beltis Fire Pit | 66 |
| Melville Fire Pit Kit - NEW | 66 |
| StackStone® Fire Pit | 66 |
| Weston Stone Fire Pit Kit - NEW | 67 |
| BBQ Block | 68 |
| Spark Arrestors | 68 |

Edgers

| | |
|---------|----|
| Stratus | 69 |
| Icon | 69 |

Solar Slab & Block

| | |
|-------------|----|
| Solar Slab | 70 |
| Solar Block | 70 |

Masonry / Bagged Product

| | |
|------------------------|----|
| Masonry Block | 73 |
| Sakrete Bagged Product | 73 |
| Lafarge Bagged Product | 73 |















Additional Resources

| | |
|-----------------------|-----|
| Pallet Return Guide | 74 |
| Colour Guide | 75 |
| Application Guide | 80 |
| Installation Patterns | 84 |
| Calculation Guides | 95 |
| Notes | 108 |

2024 NEW PRODUCTS






- Belgian Cobble®
- Brooklyn™
- Charlestone™
- Dimensions™ 3x3
- Dimensions™ 6x6
- Dimensions™ 24x24
- Dimensions™ 12 80mm
- Dimensions™ 6x12 80mm
- Hexagon12 Half
- Origins™ 6
- Origins™ 18
- Origins™ 3x3
- Origins™ 6x12
- Papyrus™ 18
- NextBase
- Dek Block Plus
- Melville Fire Pit Kit
- Weston Stone Fire Pit Kit









2024 DISCONTINUED PRODUCTS

| Product Exit | Alternative |
|---|---|
|  AquaPave |  AquaLine |
|  Holland 4x8 (80mm) |  VS5-88 (150x300) |
|  Moduline Series |  VS5-108 |
|  River Rock Grana (3 Piece) |  Dimensions12 (80mm) |
|  Belgravia Smooth Slab 600x600 / 300 x 600 |  Dimensions 24x24 / 12 x 24 |
|  Belgravia Slate Slab 600x600 |  New York Stone 24x24 |
|  New York Stone 12x24 |  New York Stone 24x24 |

Discontinued Colours

- Dimensions (Grey / Charcoal)
- FlagStone (Copper Canyon) - Alternative (Iron Bay)
- VillaStone (Charcoal) - Alternative (Other Offered Colours in Collection)
- New York Stone 24x24 (Copper Canyon / Sandalwood) - Alternative (Other Offered Colours in Collection)
- Melville Tandem Veneer (Victorian, Grey) - (Other Offered Colours in Collection)
- Melville Tandem Coping (Victorian) - Alternative (Other Offered Colours in Collection)
- StackStone (Victorian) - Alternative (Other Offered Colours in Collection)
- AB Metropolitan (Rocky Mountain Blend) - Alternative (Other Offered Colours in Collection)

| Product Exit | Alternative |
|---|--|
|  Kingston Patio 8x16 |  Kingston Patio 16x16 |
|  Portage |  FlagStone |
|  12" Round Exposed | |

| Product Exit | Alternative |
|--|---|
|  Beltis Wall |  Weston Stone |
|  Zen Wall |  Melville Wall |
|  AB Classic Lite |  AB Classic |
|  AB Jumbo |  AB Classic |



ELEMENTS

BORDEAUX™ | Elements

| Product | Colour | Type | SKU | Availability | Pallet Weight |
|---|----------------------------------|--------------|----------|---------------|--------------------|
| Bordeaux Fireplace BASE & TOP | Pewter w/ Midnight Black Trim | Wood Burning | 13070012 | Special Order | 1905 kg 4200 lb |
| Bordeaux Wood Boxes SOLD AS PAIR | Pewter w/ Midnight Black Trim | N/A | 13140021 | Special Order | 1392 kg 3070 lb |

IMPORTANT NOTE

- Pricing does not include freight from manufacturing facility. Please contact your local APG Canada West site for freight rates and lead times.



Bordeaux Fireplace
w/ Midnight Black Trim



Bordeaux Wood Boxes

MELVILLE™ | Elements

| Product | Colour | Type | SKU | Availability | Pallet Weight |
|---|-----------------------------|--------------|-----------|---------------|--------------------|
| Melville Fireplace BASE & TOP | Scandina Grey / Midnight | Wood Burning | 13070020 | Special Order | 4205 lb 1907 kg |
| Melville Wood Boxes SOLD AS PAIR | Scandina Grey / Midnight | N/A | 13140010 | Special Order | 2875 lb 1304 kg |
| Melville Lineaer Fireplace | Scandina Grey / Midnight | N/A | 13000026 | Special Order | 1330 lb 603 kg |
| Melville Lineaer Fire Table | Scandina Grey / Midnight | Propane | 13000027 | Special Order | 4000 lb 1814 kg |
| Melville Grill Island LP | Scandina Grey / Midnight | Propane | 127500004 | Special Order | 3300 lb 1496 kg |
| Melville Grill Island NG | Scandina Grey / Midnight | Natural Gas | 127500005 | Special Order | 3300 lb 1496 kg |

IMPORTANT NOTE

- Pricing does not include freight from manufacturing facility. Please contact your local APG Canada West site for freight rates and lead times.



GRILL ISLAND
2'8" D X 5'11" W X 3'5" H
Grill and doors included



FIREPLACE
2'7" D X 4'3" W X 7'8" H
Wood boxes sold separately



WOOD BOXES
2'1" D X 3'3" W X 3'1" H EACH
Sold as a pair



LINEAR FIRE TABLE*
2'6" D X 5'8" W X 2'5" H



LINEAR FIREPLACE
2'6" D X 7'1" W X 5'4" H



ARTFORMS™ PANEL SYSTEM

ARTFORMS™ | Panel System



OUTDOOR FURNITURE



FIRE PIT



PRIVACY WALL



OUTDOOR KITCHEN



PANEL 18 x 36

| Technical Data | | Colour | SKU | Availability |
|---------------------------|--------------------|---------------|----------|--------------|
| Dimensions (WxLxH) | 457 x 914 x 76 mm | Charcoal | 16254607 | Stock |
| | 18 x 36 x 3 inch | Grey | 16254604 | Stock |
| Unit of Measure | Each | Scandina Grey | 16250994 | Stock |
| Units / Pallet | 18 | | | |
| Pallet Coverage | 81 SqFt / 7.5 SqM | | | |
| | 54 LF / 16.5 LM | | | |
| Layers / Pallet | 9 | | | |
| Unit Coverage | 4.5 SqFt | | | |
| Pallet Weight | 1315 kg / 2900 lbs | | | |




CAPPING MODULE
6 x 36

| Technical Data | | Colour | SKU | Availability |
|---------------------------|-------------------|----------|----------|--------------|
| Dimensions (WxLxH) | 152 x 914 x 76 mm | Charcoal | 16254606 | Stock |
| | 6 x 36 x 3 inch | Grey | 16254605 | Stock |
| Unit of Measure | Each | | | |
| Units / Pallet | 21 | | | |
| Pallet Coverage | 63 LF / 19.2 LM | | | |
| Layers / Pallet | 3 | | | |
| Pallet Weight | 499 kg / 1100 lbs | | | |



SLIDE FLANGE WITH NUT

| Technical Data | | NEW QUANTITY | | SKU | Availability |
|----------------|----|-----------------|-----|----------|--------------|
| Units / Box | 50 | Unit of Measure | Box | 70971536 | Stock |



JOINING PLATE

| Technical Data | | NEW QUANTITY | | SKU | Availability |
|----------------|----|-----------------|-----|----------|--------------|
| Units / Box | 10 | Unit of Measure | Box | 70971532 | Stock |



OUTER CORNER PLATE

| Technical Data | | NEW QUANTITY | | SKU | Availability |
|----------------|----|-----------------|-----|----------|--------------|
| Units / Box | 10 | Unit of Measure | Box | 70971535 | Stock |



INNER CORNER PLATE

| Technical Data | | NEW QUANTITY | | SKU | Availability |
|----------------|----|-----------------|-----|----------|--------------|
| Units / Box | 10 | Unit of Measure | Box | 70971533 | Stock |



STRETCHER BAR

| Technical Data | | SKU | Availability | | |
|----------------|----|-----------------|--------------|----------|-------|
| Units / Bundle | 10 | Unit of Measure | Bundle | 70971534 | Stock |



MIRAGE® PORCELAIN

ARDESIE | Mirage® Porcelain



WALKWAY



PATIO



POOL AREA



PEDESTAL USE



24 x 24

| Technical Data | |
|---------------------------|--|
| Dimensions (WxLxH) | 600 x 600 x 20 mm 23.54 x 23.54 x 3/4inch |
| Unit of Measure | SqFt |
| Units/Pallet | 60 (30 Boxes - 2 pcs/box) |
| Pallet Coverage | 232.5 SqFt / 21.6 SqM |
| Units/Box | 2 |
| Box Coverage | 7.75 SqFt / .75 SqM |
| Box Weight | 33 kg / 72 lbs |
| Pallet Weight | 980 kg / 2160 lbs |

| Colour | SKU | Availability |
|---------------|----------|--------------|
| African Stone | 43750244 | Stock |



13 x 24
UNICO (BULLNOSE)

| Technical Data | |
|---------------------------|--|
| Dimensions (WxLxH) | 330 x 600 x 20 mm 12.99 x 23.54 x 3/4inch |
| Unit of Measure | Each |
| Units/Pallet | 120 (40 Boxes - 3 pcs/box) |
| Pallet Coverage | 254.82 SqFt / 23.67 SqM |
| Units/Box | 3 |
| Box Coverage | 6.37 SqFt / .59 SqM |
| Box Weight | 24 kg / 52 lbs |
| Pallet Weight | 943 kg / 2080 lbs |

| Colour | SKU | Availability |
|---------------|----------|--------------|
| African Stone | 43755085 | Stock |

GLOCAL | Mirage® Porcelain



WALKWAY



PATIO



POOL AREA



PEDESTAL USE



24 x 24

| Technical Data | |
|---------------------------|--|
| Dimensions (WxLxH) | 600 x 600 x 20 mm 23.54 x 23.54 x 3/4inch |
| Unit of Measure | SqFt |
| Units/Pallet | 60 (30 Boxes - 2 pcs/box) |
| Pallet Coverage | 232.5 SqFt / 21.6 SqM |
| Units/Box | 2 |
| Box Coverage | 7.75 SqFt / .75 SqM |
| Box Weight | 33 kg / 72 lbs |
| Pallet Weight | 980 kg / 2160 lbs |

| Colour | SKU | Availability |
|----------|----------|--------------|
| Absolute | 43750592 | Stock |
| Classic | 43750594 | Stock |
| Ideal | 43750595 | Stock |
| Type | 43750596 | Stock |

GLOCAL | Mirage® Porcelain



WALKWAY



PATIO



POOL AREA




PEDESTAL USE



24 x 48

| Technical Data | |
|---------------------------|--|
| Dimensions (WxLxH) | 600 x 1200 x 20 mm 23.54 x 47.17 x 3/4 inch |
| Unit of Measure | SqFt |
| Units/Pallet | 35 |
| Pallet Coverage | 271.25 SqFt / 25.2 SqM |
| Units/Box | 1 |
| Box Coverage | 7.75 SqFt / .75 SqM |
| Box Weight | 34 kg / 74 lbs |
| Pallet Weight | 1189 kg / 2621 lbs |


| Colour | SKU | Availability |
|----------|----------|--------------|
| Absolute | 43750597 | Stock |
| Classic | 43750599 | Stock |
| Ideal | 43750600 | Stock |
| Type | 43750601 | Stock |



32 x 32

| Technical Data | |
|---------------------------|---|
| Dimensions (WxLxH) | 810 x 810 x 20 mm 31.42 x 31.42 x 3/4 inch |
| Unit of Measure | SqFt |
| Units/Pallet | 42 |
| Pallet Coverage | 289.3 SqFt / 26.9 SqM |
| Units/Box | 1 |
| Box Coverage | 6.88 SqFt / .64 SqM |
| Box Weight | 30 kg / 66 lbs |
| Pallet Weight | 1247 kg / 2751 lbs |

| Colour | SKU | Availability |
|----------|----------|--------------|
| Absolute | 43751020 | Stock |
| Classic | 43751019 | Stock |
| Ideal | 43751017 | Stock |
| Type | 43751018 | Stock |



13 x 24
UNICO (BULLNOSE)

| Technical Data | |
|---------------------------|---|
| Dimensions (WxLxH) | 330 x 600 x 20 mm 12.99 x 23.54 x 3/4 inch |
| Unit of Measure | Each |
| Units/Pallet | 120 (40 Boxes - 3 pcs/box) |
| Pallet Coverage | 254.82 SqFt / 23.67 SqM |
| Units/Box | 3 |
| Box Coverage | 6.37 SqFt / .59 SqM |
| Box Weight | 24 kg / 52 lbs |
| Pallet Weight | 943 kg / 2080 lbs |

| Colour | SKU | Availability |
|----------|----------|--------------|
| Absolute | 43750634 | Stock |
| Classic | 43750633 | Stock |
| Ideal | 43750631 | Stock |
| Type | 43750632 | Stock |

NA.ME | Mirage® Porcelain



24 x 24

| Technical Data | |
|---------------------------|--|
| Dimensions (WxLxH) | 600 x 600 x 20 mm 23.54 x 23.54 x 3/4inch |
| Unit of Measure | SqFt |
| Units/Pallet | 60 (30 Boxes - 2 pcs/box) |
| Pallet Coverage | 232.5 SqFt / 21.6 SqM |
| Units/Box | 2 |
| Box Coverage | 7.75 SqFt / .75 SqM |
| Box Weight | 33 kg / 72 lbs |
| Pallet Weight | 980 kg / 2160 lbs |

| Colour | SKU | Availability |
|------------|----------|--------------|
| Gris Belge | 43750302 | Stock |
| Lumnezia | 43750278 | Stock |


NOON | Mirage® Porcelain



12 x 48

| Technical Data | |
|---------------------------|---|
| Dimensions (WxLxH) | 300 x 1200 x 20 mm 11.73 x 47.17 x 3/4inch |
| Unit of Measure | SqFt |
| Units/Pallet | 72 |
| Pallet Coverage | 279 SqFt / 26 SqM |
| Units/Box | 2 |
| Box Coverage | 7.75 SqFt / .72 SqM 283.2 LF / 86.3 LM |
| Box Weight | 34 kg / 74lbs |
| Pallet Weight | 1208 kg / 2664 lbs |

| Colour | SKU | Availability |
|----------|----------|--------------|
| Daylight | 43755243 | Stock |
| Ember | 43755244 | Stock |
| Honey | 43755242 | Stock |




13 x 24
UNICO (BULLNOSE)

| Technical Data | |
|---------------------------|--|
| Dimensions (WxLxH) | 330 x 600 x 20 mm 12.99 x 23.54 x 3/4inch |
| Unit of Measure | Each |
| Units/Pallet | 120 (40 Boxes - 3 pcs/box) |
| Pallet Coverage | 254.82 SqFt / 23.67 SqM |
| Units/Box | 3 |
| Box Coverage | 6.37 SqFt / .59 SqM |
| Box Weight | 24 kg / 52 lbs |
| Pallet Weight | 943 kg / 2080 lbs |

| Colour | SKU | Availability |
|----------|----------|--------------|
| Daylight | 43750321 | Stock |
| Ember | 43750319 | Stock |
| Honey | 43750320 | Stock |

SILVERLAKE | Mirage® Porcelain



24 x 24

| Technical Data | | Colour | SKU | Availability |
|---------------------------|---------------------------|--------|----------|--------------|
| Dimensions (WxLxH) | 600 x 600 x 20 mm | Moritz | 43750975 | Stock |
| | 23.54 x 23.54 x 3/4inch | Moro | 43750973 | Stock |
| Unit of Measure | SqFt | Nemi | 43750974 | Stock |
| Units/Pallet | 60 (30 Boxes - 2 pcs/box) | Orsi | 43750972 | Stock |
| Pallet Coverage | 232.5 SqFt / 21.6 SqM | | | |
| Units/Box | 2 | | | |
| Box Coverage | 7.75 SqFt / .75 SqM | | | |
| Box Weight | 33 kg / 72 lbs | | | |
| Pallet Weight | 980 kg / 2160 lbs | | | |



24 x 48

| Technical Data | | Colour | SKU | Availability |
|---------------------------|-------------------------|--------|----------|--------------|
| Dimensions (WxLxH) | 600 x 1200 x 20 mm | Moritz | 43750980 | Stock |
| | 23.54 x 47.17 x 3/4inch | Moro | 43750979 | Stock |
| Unit of Measure | SqFt | Nemi | 43750978 | Stock |
| Units/Pallet | 35 | Orsi | 43750510 | Stock |
| Pallet Coverage | 271.25 SqFt / 25.2 SqM | | | |
| Units/Box | 1 | | | |
| Box Coverage | 7.75 SqFt / .75 SqM | | | |
| Box Weight | 34 kg / 74 lbs | | | |
| Pallet Weight | 1189 kg / 2621 lbs | | | |

VERONA | Mirage® Porcelain



24 x 24

| Technical Data | | Colour | SKU | Availability |
|---------------------------|---------------------------|-----------|----------|--------------|
| Dimensions (WxLxH) | 600 x 600 x 20 mm | Bluestone | 43750114 | Stock |
| | 23.54 x 23.54 x 3/4inch | Yukon | 43755122 | Stock |
| Unit of Measure | SqFt | | | |
| Units/Pallet | 60 (30 Boxes - 2 pcs/box) | | | |
| Pallet Coverage | 232.5 SqFt / 21.6 SqM | | | |
| Units/Box | 2 | | | |
| Box Coverage | 7.75 SqFt / .75 SqM | | | |
| Box Weight | 33 kg / 72 lbs | | | |
| Pallet Weight | 980 kg / 2160 lbs | | | |

VERONA | Mirage® Porcelain



13 x 24
UNICO (BULLNOSE)

| Technical Data | | Colour | SKU | Availability |
|---------------------------|----------------------------|-----------|----------|--------------|
| Dimensions (WxLxH) | 330 x 600 x 20 mm | Bluestone | 43750511 | Stock |
| | 12.99 x 23.54 x 3/4 inch | Yukon | 43750653 | Stock |
| Unit of Measure | Each | | | |
| Units/Pallet | 120 (40 Boxes - 3 pcs/box) | | | |
| Pallet Coverage | 254.82 SqFt / 23.67 SqM | | | |
| Units/Box | 3 | | | |
| Box Coverage | 6.37 SqFt / .59 SqM | | | |
| Box Weight | 24 kg / 52 lbs | | | |
| Pallet Weight | 943 kg / 2080 lbs | | | |

ACCESSORIES



| Product | SKU | Availability | Height Range | Packaging | UOM |
|---|----------|--------------|--------------|-----------|-----|
| 1/8" Dynamax Rise-It Paver Riser - 3mm Spacer | 70660275 | Stock | 1/8" | 100 | Box |



Paver Riser 1/8"

| Product | SKU | Availability | Packaging | UOM | Box Info |
|--------------------|----------|--------------|-----------|-----|----------|
| BlackJack® BJ 4 mm | 70972569 | Stock | 200 | Box | 30 lbs |



BlackJack®
BJ 4mm



PAVING STONES

BASALT™ 18 | Paving Stones



WALKWAY




PATIO



POOL AREA



DURAFUSION



BASALT™ 18

| Technical Data | | Colour | SKU | Availability |
|---|---|--|-----------|--------------|
| Dimensions (WxLxH) | 230 x 457 x 60 mm | Iron Bay | 10250459 | Stock |
| | 457 x 457 x 60 mm | Midnight | 10250429 | Stock |
| | 457 x 685 x 60 mm | Mountain Ash | 127001038 | Stock |
| | 9 x 18 x 2 ³ / ₈ inch (20 pcs) | Scandina Grey | 10250458 | Stock |
| | 18 x 18 x 2 ³ / ₈ inch (10 pcs) | Sepia | 127001036 | Stock |
| 18 x 27 x 2 ³ / ₈ inch (20 pcs) | | | | |
| Unit of Measure | SqFt | IMPORTANT NOTE | | |
| Units / Pallet | 50* | • BASALT™ 18 is not recommended for driveway applications. | | |
| Pallet Coverage | 112.5 SqFt / 10.5 SqM | | | |
| Layers / Pallet | 10 | | | |
| Pallet Weight | 1450 kg / 3202 lbs | | | |

BELGIAN COBBLE® | Paving Stones



WALKWAY



PATIO



POOL AREA



DRIVE WAY



DURAFUSION

NEW PRODUCT



BELGIAN COBBLE®

| Technical Data | | Colour | SKU | Availability |
|---------------------------|---|---------------|-----------|--------------|
| Dimensions (WxLxH) | 7 piece multi size | Midnight | 127000540 | Stock |
| | 60mm / 2 ³ / ₈ inch | Scandina Grey | 127000570 | Stock |
| Unit of Measure | SqFt | | | |
| Units / Pallet | 320 | | | |
| Pallet Coverage | 68 SqFt / 6.3 SqM | | | |
| Layers / Pallet | 10 | | | |
| Pallet Weight | 744 kg / 1640 lbs | | | |

BROOKLYN™ | Paving Stones



WALKWAY



PATIO



POOL AREA



DRIVE WAY



DURAFUSION

NEW PRODUCT



BROOKLYN™

| Technical Data | | Colour | SKU | Availability |
|---------------------------|--|----------|----------|--------------|
| Dimensions (WxLxH) | 76 x 230 x 60 mm | Midnight | 10151722 | Stock |
| | 3 x 9 x 2 ³ / ₈ inch | Rosewood | 10150880 | Stock |
| Unit of Measure | SqFt | | | |
| Units / Pallet | 550 | | | |
| Pallet Coverage | 99.53 SqFt / 9.25 SqM | | | |
| Layers / Pallet | 10 | | | |
| Unit Coverage | 5.33/SqFt | | | |
| Pallet Weight | 1262 kg / 2783 lbs | | | |

CHARLESTONE™ | Paving Stones



WALKWAY



PATIO



POOL AREA




DRIVE WAY



DURAFUSION

NEW PRODUCT



CHARLESTONE™

| Technical Data | | Colour | SKU | Availability |
|---------------------------|--|-------------|-----------|--------------|
| Dimensions (WxLxH) | 152 x 152 x 60 mm | Iron Bay | 127000669 | Stock |
| | 152 x 230 x 60 mm | Midnight | 127000668 | Stock |
| | 152 x 305 x 60 mm | Teak | 127000671 | Stock |
| | 6 x 6 x 2 ³ / ₈ inch (60 pcs) | Tofino Grey | 127000670 | Stock |
| | 6 x 9 x 2 ³ / ₈ inch (120 pcs) | | | |
| | 6 x 12 x 2 ³ / ₈ inch (90 pcs) | | | |
| Unit of Measure | SqFt | | | |
| Units / Pallet | 270 | | | |
| Pallet Coverage | 103.9 SqFt / 9.65 SqM | | | |
| Layers / Pallet | 10 | | | |
| Pallet Weight | 1360 kg / 3000 lbs | | | |

COBBLE | Paving Stones



WALKWAY



PATIO



POOL AREA



DRIVE WAY



DURAFUSION




COBBLE 4.5 x 7

| Technical Data | | Colour | SKU | Availability |
|---------------------------|----------------------------|--------------|----------|--------------|
| Dimensions (WxLxH) | 115 x 172 x 60 mm | Charcoal | 10151759 | Stock |
| | 4 1/2 x 6 5/8 x 2 3/8 inch | Rustic | 10151758 | Stock |
| Unit of Measure | SqFt | Tofino Grey* | 10150829 | Stock |
| Units / Pallet | 560 | | | |
| Pallet Coverage | 119 SqFt / 11.1 SqM | | | |
| Layers / Pallet | 10 | | | |
| Unit Coverage | 4.7/SqFt | | | |
| Pallet Weight | 1378 kg / 3037 lbs | | | |

IMPORTANT NOTE

- DURAFUSION*



COBBLE 4.5 x 4.5

| Technical Data | | Colour | SKU | Availability |
|---------------------------|----------------------------|--------------|----------|--------------|
| Dimensions (WxLxH) | 115 x 115 x 60 mm | Charcoal | 10151760 | Stock |
| | 4 1/2 x 4 1/2 x 2 3/8 inch | Rustic | 10151761 | Stock |
| Unit of Measure | SqFt | Tofino Grey* | 10150966 | Stock |
| Units / Pallet | 840 | | | |
| Pallet Coverage | 119 SqFt / 11.1 SqM | | | |
| Layers / Pallet | 10 | | | |
| Unit Coverage | 7.05/SqFt | | | |
| Pallet Weight | 1394 kg / 3074 lbs | | | |

IMPORTANT NOTE

- DURAFUSION*

COBBLE | Paving Stones



WALKWAY



PATIO



POOL AREA



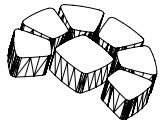
DRIVE WAY



DURAFUSION



Cobble Circle Kit



| Technical Data | |
|---------------------------------|----------------------------|
| Multi-piece Circle Kit | 1-7' Circle / 2-5' Circles |
| Unit of Measure | Kit |
| Units / Pallet | 356 |
| Pallet Coverage | 47 SqFt / 4.4 SqM |
| Layers / Pallet | N/A |
| Pallet Weight | 559 kg / 1232 lbs |
| Sold as a full kit only. | |

| Colour | SKU | Availability |
|--------------|----------|--------------|
| Charcoal | 10151762 | Stock |
| Rustic | 10151763 | Stock |
| Tofino Grey* | 10150840 | Stock |

IMPORTANT NOTE

- DURAFUSION*

DIMENSIONS™ 60mm | Paving Stones



WALKWAY



PATIO




POOL AREA



DRIVE WAY




DURAFUSION



DIMENSIONS™ 6

| Technical Data | |
|---------------------------|--|
| Dimensions (WxLxH) | 76 x 152 x 60 mm 152 x 152 x 60 mm 152 x 230 x 60 mm 3 x 6 x 2 ³ / ₈ inch (160 pcs) 6 x 6 x 2 ³ / ₈ inch (160 pcs) 6 x 9 x 2 ³ / ₈ inch (160 pcs) |
| Unit of Measure | SqFt |
| Units / Pallet | 480 (160 Units/Size) |
| Pallet Coverage | 120 SqFt / 11.1 SqM |
| Layers / Pallet | 10 |
| Pallet Weight | 1525 kg / 3362 lbs |

| Colour | SKU | Availability |
|---------------|-----------|--------------|
| Scandina Grey | 10250448 | Stock |
| Sepia | 10250447 | Stock |
| Shaded Grey | 127001039 | Stock |
| Tofino Grey | 10252003 | Stock |
| Victorian | 127001345 | Stock |



DIMENSIONS™ 12

| Technical Data | |
|---------------------------|---|
| Dimensions (WxLxH) | 152 x 305 x 60 mm 305 x 305 x 60 mm 305 x 457 x 60 mm 6 x 12 x 2 ³ / ₈ inch (40 pcs) 12 x 12 x 2 ³ / ₈ inch (40 pcs) 12 x 18 x 2 ³ / ₈ inch (40 pcs) |
| Unit of Measure | SqFt |
| Units / Pallet | 120 (40 Units/Size) |
| Pallet Coverage | 120 SqFt / 11.1 SqM |
| Layers / Pallet | 10 |
| Pallet Weight | 1541 kg / 3398 lbs |

| Colour | SKU | Availability |
|---------------|-----------|--------------|
| Scandina Grey | 10250452 | Stock |
| Sepia | 10250453 | Stock |
| Shaded Grey | 127001037 | Stock |
| Tofino Grey | 10252008 | Stock |
| Victorian | 127001346 | Stock |

IMPORTANT NOTE

- The 12x18 unit of DIMENSIONS™ 12 is not recommended for driveway applications.

DIMENSIONS™ 60mm | Paving Stones



WALKWAY



PATIO




POOL AREA



DRIVE WAY



DURAFUSION




DIMENSIONS™ 18

| Technical Data | |
|---------------------------|--|
| Dimensions (WxLxH) | 230 x 457 x 60 mm 457 x 457 x 60 mm 457 x 685 x 60 mm 9 x 18 x 2 ³ / ₈ inch (20 pcs) 18 x 18 x 2 ³ / ₈ inch (10 pcs) 18 x 27 x 2 ³ / ₈ inch (20pcs) |
| Unit of Measure | SqFt |
| Units / Pallet | 50 |
| Pallet Coverage | 112.5 SqFt / 10.5 SqM |
| Layers / Pallet | 10 |
| Pallet Weight | 1450 kg / 3202 lbs |

| Colour | SKU | Availability |
|---------------|-----------|--------------|
| Scandina Grey | 10250483 | Stock |
| Sepia | 10250482 | Stock |
| Shaded Grey | 127001002 | Stock |
| Tofino Grey | 10252131 | Stock |
| Victorian | 127001344 | Stock |

IMPORTANT NOTE

- DIMENSIONS™ 18 is not recommended for driveway applications.



DIMENSIONS™ 3x9

| Technical Data | |
|---------------------------|--|
| Dimensions (WxLxH) | 76 x 230 x 60 mm 3 x 9 x 2 ³ / ₈ inch |
| Unit of Measure | SqFt |
| Units / Pallet | 550 |
| Pallet Coverage | 103 SqFt / 9.58 SqM |
| Layers / Pallet | 10 |
| Unit Coverage | 5.33/SqFt |
| Pallet Weight | 1302 kg / 2871 lbs |

| Colour | SKU | Availability |
|-------------|----------|--------------|
| Midnight | 10250609 | Stock |
| Tofino Grey | 10252372 | Stock |



DIMENSIONS™ 3x3

| Technical Data | |
|---------------------------|---|
| Dimensions (WxLxH) | 76 x 76 x 60 mm 3 x 3 x 2 ³ / ₈ inch |
| Unit of Measure | SqFt |
| Units / Pallet | 770 |
| Pallet Coverage | 48 SqFt / 4.4 SqM |
| Layers / Pallet | 5 |
| Unit Coverage | 16/SqFt |
| Pallet Weight | 970 kg / 2140 lbs |

| Colour | SKU | Availability |
|-------------|-----------|--------------|
| Midnight | 127001189 | Stock |
| Tofino Grey | 127001197 | Stock |

DIMENSIONS™ 60mm | Paving Stones



WALKWAY



PATIO



POOL AREA




DRIVE WAY



DURAFUSION


NEW PRODUCT



DIMENSIONS™ 6x6

| Technical Data | |
|---------------------------|---|
| Dimensions (WxLxH) | 152 x 152 x 60 mm 6 x 6 x 2 ³ / ₈ inch |
| Unit of Measure | SqFt |
| Units / Pallet | 480 |
| Pallet Coverage | 120 SqFt / 11.1 SqM |
| Layers / Pallet | 10 |
| Unit Coverage | 4/SqFt |
| Pallet Weight | 1360 kg / 3000 lbs |


| Colour | SKU | Availability |
|-------------|-----------|--------------|
| Midnight | 127001166 | Stock |
| Tofino Grey | 127001167 | Stock |



DIMENSIONS™ 6x12

| Technical Data | |
|---------------------------|--|
| Dimensions (WxLxH) | 152 x 305 x 60 mm 6 x 12 x 2 ³ / ₈ inch |
| Unit of Measure | SqFt |
| Units / Pallet | 240 |
| Pallet Coverage | 120 SqFt / 11.1 SqM |
| Layers / Pallet | 10 |
| Unit Coverage | 2/SqFt |
| Pallet Weight | 1536 kg / 3386 lbs |

| Colour | SKU | Availability |
|-------------|-----------|--------------|
| Midnight | 10250608 | Stock |
| Shaded Grey | 127001133 | Stock |
| Tofino Grey | 10252020 | Stock |



DIMENSIONS™ 12x24

| Technical Data | |
|---------------------------|---|
| Dimensions (WxLxH) | 305 x 610 x 60 mm 12 x 24 x 2 ³ / ₈ inch |
| Unit of Measure | SqFt |
| Units / Pallet | 60 |
| Pallet Coverage | 120 SqFt / 11.1 SqM |
| Layers / Pallet | 10 |
| Unit Coverage | 2 SqFt |
| Pallet Weight | 1542 kg / 3401 lbs |

| Colour | SKU | Availability |
|---------------|-----------|--------------|
| Midnight | 10250607 | Stock |
| Scandina Grey | 10250491 | Stock |
| Sepia | 10250477 | Stock |
| Shaded Grey | 127001134 | Stock |
| Tofino Grey | 10252016 | Stock |

IMPORTANT NOTE

- DIMENSIONS™ 12x24 is not recommended for driveway applications.

DIMENSIONS™ 60mm | Paving Stones



WALKWAY



PATIO



POOL AREA



DRIVE WAY



DURAFUSION

NEW PRODUCT



DIMENSIONS™ 24x24

| Technical Data | |
|---------------------------|---|
| Dimensions (WxLxH) | 610 x 610 x 60 mm 24 x 24 x 2 3/8 inch |
| Unit of Measure | SqFt |
| Units / Pallet | 20 |
| Pallet Coverage | 80 SqFt / 7.43 SqM |
| Layers / Pallet | 10 |
| Unit Coverage | 4 SqFt |
| Pallet Weight | 1179 kg / 2600 lbs |

| Colour | SKU | Availability |
|---------------|-----------|--------------|
| Midnight | 127001193 | Stock |
| Scandina Grey | 127001192 | Stock |
| Sepia | 127001191 | Stock |
| Shaded Grey | 127001190 | Stock |
| Tofino Grey | 127001199 | Stock |

DIMENSIONS™ 80mm | Paving Stones



WALKWAY



PATIO




DRIVE WAY



DURAFUSION

NEW PRODUCT




DIMENSIONS™ 12 (80mm)

| Technical Data | |
|---------------------------|---|
| Dimensions (WxLxH) | 152 x 305 x 80 mm 305 x 305 x 80 mm 305 x 457 x 80 mm 6 x 12 x 3 1/8 inch (32 pcs) 12 x 12 x 3 1/8 inch (32 pcs) 12 x 18 x 3 1/8 inch (32 pcs) |
| Unit of Measure | SqFt |
| Units / Pallet | 96 (32 Units/Size) |
| Pallet Coverage | 96 SqFt / 8.9 SqM |
| Layers / Pallet | 8 |
| Pallet Weight | 1540 kg / 3395 lbs |

| Colour | SKU | Availability |
|---------------|-----------|--------------|
| Scandina Grey | 127000655 | Stock |
| Sepia | 127001163 | Stock |
| Shaded Grey | 127001164 | Stock |
| Tofino Grey | 127001154 | Stock |
| Victorian | 127001204 | Stock |

NEW PRODUCT



DIMENSIONS™ 6x12 (80mm)

| Technical Data | |
|---------------------------|--|
| Dimensions (WxLxH) | 152 x 305 x 80 mm 6 x 12 x 3 1/8 inch |
| Unit of Measure | SqFt |
| Units / Pallet | 192 |
| Pallet Coverage | 96 SqFt / 8.9 SqM |
| Layers / Pallet | 8 |
| Unit Coverage | 2/SqFt |
| Pallet Weight | 1228 kg / 2707 lbs |

| Colour | SKU | Availability |
|-------------|-----------|--------------|
| Midnight | 127001157 | Stock |
| Tofino Grey | 127001155 | Stock |

EMPIRE™ | Paving Stones



WALKWAY



PATIO




POOL AREA



DRIVE WAY



DURAFUSION



EMPIRE™ 3x12

| Technical Data | |
|---------------------------|---|
| Dimensions (WxLxH) | 76 x 305 x 60 mm 3 x 12 x 2 3/8 inch |
| Unit of Measure | SqFt |
| Units / Pallet | 440 |
| Pallet Coverage | 110 SqFt / 10.2 SqM |
| Layers / Pallet | 10 |
| Unit Coverage | 4 / SqFt |
| Pallet Weight | 1402 kg / 3092 lbs |

| Colour | SKU | Availability |
|---------------|----------|--------------|
| Midnight | 10250605 | Stock |
| Scandina Grey | 10250606 | Stock |

IMPORTANT NOTE

- EMPIRE™ features 7 unique profiles per pallet.

FLAGSTONE | Paving Stones



WALKWAY



PATIO



POOL AREA



DURAFUSION




FLAGSTONE

| Technical Data | |
|---------------------------|---|
| Dimensions (WxLxH) | 501 x 381 x 60 mm 19 3/4 x 15 x 2 3/8 inch |
| Unit of Measure | Each |
| Units / Pallet | 54 |
| Pallet Coverage | 81 SqFt / 7.5 SqM |
| Layers / Pallet | 9 |
| Unit Coverage | 1.5 SqFt |
| Pallet Weight | 1014 kg / 2235 lbs |

| Colour | SKU | Availability |
|------------|-----------|--------------|
| Midnight | 127001066 | Stock |
| Granite | 16202182 | Stock |
| Sandalwood | 16202180 | Stock |

IMPORTANT NOTE

- FLAGSTONE features 6 unique profiles per pallet.



HALF HEXAGON™ | Paving Stones



WALKWAY



PATIO



POOL AREA



DRIVE WAY




DURAFUSION

NEW PRODUCT



HALF HEXAGON

| Technical Data | | Colour | SKU | Availability |
|---------------------------|---|---------------|-----------|--------------|
| Dimensions (WxLxH) | 300 x 150 x 60 mm | Midnight | 127001006 | Stock |
| | 12 x 6 x 2 ³ / ₈ inch | Scandina Grey | 127001065 | Stock |
| Unit of Measure | SqFt | Tofino Grey | 127001005 | Stock |
| Units / Pallet | 350 | White | 127001119 | Stock |
| Pallet Coverage | 110.95 SqFt / 10.3SqM | | | |
| Layers / Pallet | 10 | | | |
| Unit Coverage | .42 SqFt | | | |
| Pallet Weight | 1360 kg / 3000 lbs | | | |



HEXAGON 12

| Technical Data | | Colour | SKU | Availability |
|---------------------------|--|---------------|----------|--------------|
| Dimensions (WxLxH) | 300 x 300 x 60 mm | Midnight | 10250427 | Stock |
| | 12 x 12 x 2 ³ / ₈ inch | Scandina Grey | 10250428 | Stock |
| Unit of Measure | SqFt | Tofino Grey | 10250445 | Stock |
| Units / Pallet | 140 | White | 10250603 | Stock |
| Pallet Coverage | 89.6 SqFt / 8.3 SqM | | | |
| Layers / Pallet | 10 | | | |
| Unit Coverage | .64 SqFt | | | |
| Pallet Weight | 995 kg / 2192 lbs | | | |

HOLLAND 60mm | Paving Stones



WALKWAY



PATIO



POOL AREA



DRIVE WAY



HOLLAND 4x8

| Technical Data | | Colour | SKU | Availability |
|---------------------------|--|-----------|----------|---------------|
| Dimensions (WxLxH) | 100 x 200 x 60 mm | Charcoal | 10155672 | Stock |
| | 4 x 8 x 2 ³ / ₈ inch | Grey | 10155991 | Stock |
| Unit of Measure | SqFt | Red | 10155531 | Special Order |
| Units / Pallet | 540 | Rustic | 10159218 | Stock |
| Pallet Coverage | 120 SqFt / 11.1 SqM | Victorian | 10156515 | Stock |
| Layers / Pallet | 10 | | | |
| Unit Coverage | 4.5/SqFt | | | |
| Pallet Weight | 1428 kg / 3148 lbs | | | |

MEGA-LIBRE™ | Paving Stones



WALKWAY



PATIO



POOL AREA



DRIVE WAY



Large



Small

| Technical Data | |
|---------------------------|--------------------------|
| Dimensions (WxLxH) | 393 x 756 x 60mm |
| | 390 x 563 x 60mm |
| | 15 1/2 x 30 x 2 3/8 inch |
| | 15 1/2 x 22 x 2 3/8 inch |
| Unit of Measure | SqFt |
| Units / Pallet | 40 |
| Pallet Coverage | 83 SqFt / 7.71 SqM |
| Layers / Pallet | 10 |
| Pallet Weight | 980 kg / 2161 lbs |

| Colour | SKU | Availability |
|-----------|----------|--------------|
| Charcoal | 10200386 | Stock |
| Rustic | 10200339 | Stock |
| Victorian | 10200526 | Stock |

ORIGINS™ 60mm | Paving Stones



WALKWAY



PATIO



POOL AREA




DRIVE WAY



DURAFUSION


NEW PRODUCT



ORIGINS™ 6

| Technical Data | |
|---------------------------|------------------------------|
| Dimensions (WxLxH) | 76 x 152 x 60 mm |
| | 152 x 152 x 60 mm |
| | 152 x 230 x 60 mm |
| | 3 x 6 x 2 3/8 inch (160 pcs) |
| | 6 x 6 x 2 3/8 inch (160 pcs) |
| | 6 x 9 x 2 3/8 inch (160 pcs) |
| Unit of Measure | SqFt |
| Units / Pallet | 480 (160 Units/Size) |
| Pallet Coverage | 120 SqFt / 11.1 SqM |
| Layers / Pallet | 10 |
| Pallet Weight | 1525 kg / 3362 lbs |

| Colour | SKU | Availability |
|-----------------------|-----------|--------------|
| Iron Bay - NEW | 127001135 | Stock |
| Mountain Ash | 127001136 | Stock |
| Teak - NEW | 127001137 | Stock |
| Tofino Grey | 127001138 | Stock |
| Umber - NEW | 127001139 | Stock |



ORIGINS™ 12

| Technical Data | |
|---------------------------|-------------------------------|
| Dimensions (WxLxH) | 152 x 305 x 60 mm |
| | 305 x 305 x 60 mm |
| | 305 x 457 x 60 mm |
| | 6 x 12 x 2 3/8 inch (40 pcs) |
| | 12 x 12 x 2 3/8 inch (40 pcs) |
| | 12 x 18 x 2 3/8 inch (40 pcs) |
| Unit of Measure | SqFt |
| Units / Pallet | 120 (40 Units/Size) |
| Pallet Coverage | 120 SqFt / 11.1 SqM |
| Layers / Pallet | 10 |
| Pallet Weight | 1541 kg / 3398 lbs |

| Colour | SKU | Availability |
|-----------------------|-----------|--------------|
| Iron Bay - NEW | 127001140 | Stock |
| Mountain Ash | 10252196 | Stock |
| Teak - NEW | 127001003 | Stock |
| Tofino Grey | 10252134 | Stock |
| Umber - NEW | 127001108 | Stock |

IMPORTANT NOTE

- The 12x18 unit of ORIGINS™ 12 is not recommended for driveway applications.

ORIGINS™ 60mm | Paving Stones



WALKWAY



PATIO



POOL AREA




DRIVE WAY



DURAFUSION

NEW PRODUCT



ORIGINS™ 18

| Technical Data | |
|--------------------|-------------------------------|
| Dimensions (WxLxH) | 230 x 457 x 60 mm |
| | 457 x 457 x 60 mm |
| | 457 x 685 x 60 mm |
| | 9 x 18 x 2 3/8 inch (20 pcs) |
| | 18 x 18 x 2 3/8 inch (10 pcs) |
| | 18 x 27 x 2 3/8 inch (20pcs) |
| Unit of Measure | SqFt |
| Units / Pallet | 50 |
| Pallet Coverage | 112.5 SqFt / 10.5 SqM |
| Layers / Pallet | 10 |
| Pallet Weight | 1450 kg / 3202 lbs |

| Colour | SKU | Availability |
|-----------------------|-----------|--------------|
| Iron Bay - NEW | 127001111 | Stock |
| Mountain Ash | 127001112 | Stock |
| Teak - NEW | 127001096 | Stock |
| Tofino Grey | 127001113 | Stock |
| Umber - NEW | 127001114 | Stock |

IMPORTANT NOTE

- ORIGINS™ 18 is not recommended for driveway applications.

NEW PRODUCT




ORIGINS™ 3x3

| Technical Data | |
|--------------------|--------------------|
| Dimensions (WxLxH) | 76 x 76 x 60 mm |
| | 3 x 3 x 2 3/8 inch |
| Unit of Measure | SqFt |
| Units / Pallet | 770 |
| Pallet Coverage | 48 SqFt / 4.4 SqM |
| Layers / Pallet | 5 |
| Unit Coverage | 16/SqFt |
| Pallet Weight | 970 kg / 2140 lbs |

| Colour | SKU | Availability |
|-----------------------|-----------|--------------|
| Iron Bay - NEW | 127001142 | Stock |
| Midnight | 127001343 | Stock |
| Mountain Ash | 127001124 | Stock |
| Teak - NEW | 127001125 | Stock |
| Tofino Grey | 127001107 | Stock |
| Umber - NEW | 127001106 | Stock |

NEW PRODUCT



ORIGINS™ 6x12

| Technical Data | |
|--------------------|---------------------|
| Dimensions (WxLxH) | 152 x 305 x 60 mm |
| | 6 x 12 x 2 3/8 inch |
| Unit of Measure | SqFt |
| Units / Pallet | 240 |
| Pallet Coverage | 120 SqFt / 11.1 SqM |
| Layers / Pallet | 10 |
| Unit Coverage | 2/SqFt |
| Pallet Weight | 1536 kg / 3386 lbs |

| Colour | SKU | Availability |
|-----------------------|-----------|--------------|
| Iron Bay - NEW | 127001116 | Stock |
| Midnight | 127001342 | Stock |
| Mountain Ash | 127001117 | Stock |
| Teak - NEW | 127001118 | Stock |
| Tofino Grey | 127001205 | Stock |
| Umber - NEW | 127001141 | Stock |

ORIGINS™ 80mm | Paving Stones



WALKWAY



PATIO



POOL AREA




DRIVE WAY



DURAFUSION

NEW PRODUCT



ORIGINS™ 12 (80mm)

Technical Data

| | |
|---------------------------|-------------------------------|
| Dimensions (WxLxH) | 152 x 305 x 80 mm |
| | 305 x 305 x 80 mm |
| | 305 x 457 x 80 mm |
| | 6 x 12 x 3 1/8 inch (32 pcs) |
| | 12 x 12 x 3 1/8 inch (32 pcs) |
| | 12 x 18 x 3 1/8 inch (32 pcs) |

| | |
|------------------------|--------------------|
| Unit of Measure | SqFt |
| Units / Pallet | 96 (32 Units/Size) |
| Pallet Coverage | 96 SqFt / 8.9 SqM |
| Layers / Pallet | 8 |
| Pallet Weight | 1540 kg / 3395 lbs |

Colour

| Colour | SKU | Availability |
|-----------------------|-----------|--------------|
| Iron Bay - NEW | 127001200 | Stock |
| Mountain Ash | 127001201 | Stock |
| Teak - NEW | 127001202 | Stock |
| Tofino Grey | 127001194 | Stock |
| Umber - NEW | 127001203 | Stock |

PAPYRUS™ 18 | Paving Stones



WALKWAY



PATIO




POOL AREA



DURAFUSION

NEW PRODUCT



PAPYRUS™ 18

Technical Data

| | |
|---------------------------|-------------------------------|
| Dimensions (WxLxH) | 230 x 457 x 60 mm |
| | 457 x 457 x 60 mm |
| | 457 x 685 x 60 mm |
| | 9 x 18 x 2 3/8 inch (20 pcs) |
| | 18 x 18 x 2 3/8 inch (10 pcs) |
| | 18 x 27 x 2 3/8 inch (20 pcs) |

| | |
|------------------------|-----------------------|
| Unit of Measure | SqFt |
| Units / Pallet | 50 |
| Pallet Coverage | 112.5 SqFt / 10.5 SqM |
| Layers / Pallet | 10 |
| Pallet Weight | 1450 kg / 3202 lbs |

Colour

| Colour | SKU | Availability |
|---------------|-----------|--------------|
| Scandina Grey | 127000720 | Stock |
| Sepia | 127000719 | Stock |

RIVER ROCK™ | Paving Stones



MACHINE PLACED



WALKWAY




PATIO



POOL AREA



DRIVE WAY



RIVER ROCK
3-PIECE (TEXTURED)

| Technical Data | |
|---------------------------|---|
| Dimensions (WxLxH) | 142 x 287 x 80 mm 287 x 287 x 80 mm 287 x 435 x 80 mm 5.7 x 11.4 x 3 1/8 inch (56 pcs) 11.4 x 11.4 x 3 1/8 inch (28 pcs) 11.4 x 17.1 x 3 1/8 inch (28 pcs) |
| Unit of Measure | SqFt |
| Units / Pallet | 112 |
| Pallet Coverage | 89 SqFt / 8.3 SqM |
| Layers / Pallet | 7 |
| Pallet Weight | 1451 kg / 3198 lbs |

| Colour | SKU | Availability |
|--------------|----------|--------------|
| Charcoal | 10559046 | Stock |
| Mountain Ash | 10200764 | Stock |
| Tofino Grey | 10200407 | Stock |
| Victorian | 10200571 | Stock |

IMPORTANT NOTE

- RIVER ROCK is ideal for machine installation.



RIVER ROCK GRANA
BORDER

| Technical Data | |
|---------------------------|--|
| Dimensions (WxLxH) | 142 x 287 x 80 mm 5.7 x 11.4 x 3 1/8 inch |
| Unit of Measure | SqFt |
| Units / Pallet | 168 |
| Pallet Coverage | 75.6 SqFt / 7 SqM |
| Layers / Pallet | 7 |
| Unit Coverage | 2.22/SqFt |
| Pallet Weight | 1500 kg / 3306 lbs |

| Colour | SKU | Availability |
|--------------|----------|--------------|
| Charcoal | 10200768 | Stock |
| Mountain Ash | 10200770 | Stock |
| Tofino Grey | 10200771 | Stock |
| Victorian | 10200769 | Stock |

ROMAN EURO | Paving Stones



WALKWAY



PATIO



POOL AREA



DRIVE WAY



Roman Euro
4x8

| Technical Data | |
|---------------------------|---|
| Dimensions (WxLxH) | 100 x 200 x 60 mm 4 x 8 x 2 3/8 inch |
| Unit of Measure | SqFt |
| Units / Pallet | 540 |
| Pallet Coverage | 120 SqFt / 11.1 SqM |
| Layers / Pallet | 10 |
| Unit Coverage | 4.5/SqFt |
| Pallet Weight | 1428 kg / 3148 lbs |

| Colour | SKU | Availability |
|-----------|----------|--------------|
| Charcoal | 10151779 | Stock |
| Rustic | 10151772 | Stock |
| Victorian | 10151780 | Stock |

ROMAN EURO | Paving Stones



WALKWAY



PATIO



POOL AREA




DRIVE WAY



Roman Euro
6 x 6

| Technical Data | |
|---------------------------|---|
| Dimensions (WxLxH) | 150 x 150 x 60 mm 6 x 6 x 2 ³ / ₈ inch |
| Unit of Measure | SqFt |
| Units / Pallet | 480 |
| Pallet Coverage | 116 SqFt / 10.81 SqM |
| Layers / Pallet | 10 |
| Unit Coverage | 4.13/Sqft |
| Pallet Weight | 1330 kg / 2932 lbs |


| Colour | SKU | Availability |
|-----------|----------|--------------|
| Charcoal | 10151769 | Stock |
| Rustic | 10151770 | Stock |
| Victorian | 10151771 | Stock |



Roman Euro
6 x 7

| Technical Data | |
|---------------------------|---|
| Dimensions (WxLxH) | 150 x 175 x 60 mm 6 x 7 x 2 ³ / ₈ inch |
| Unit of Measure | SqFt |
| Units / Pallet | 420 |
| Pallet Coverage | 119 SqFt / 9.1 SqM |
| Layers / Pallet | 10 |
| Unit Coverage | 3.44/SqFt |
| Pallet Weight | 1453 kg / 3204 lbs |

| Colour | SKU | Availability |
|-----------|----------|--------------|
| Charcoal | 10151773 | Stock |
| Rustic | 10151774 | Stock |
| Victorian | 10151775 | Stock |



Roman Euro
6 x 9

| Technical Data | |
|---------------------------|---|
| Dimensions (WxLxH) | 150 x 225 x 60 mm 6 x 9 x 2 ³ / ₈ inch |
| Unit of Measure | SqFt |
| Units / Pallet | 300 |
| Pallet Coverage | 109 SqFt / 10.1 SqM |
| Layers / Pallet | 10 |
| Unit Coverage | 2.75/SqFt |
| Pallet Weight | 1446 kg / 3188 lbs |

| Colour | SKU | Availability |
|-----------|----------|--------------|
| Charcoal | 10151776 | Stock |
| Rustic | 10151777 | Stock |
| Victorian | 10151778 | Stock |



Roman Euro
Circle Kit

| Technical Data | |
|-------------------------------|------------------------------|
| Multi-piece Circle Kit | 1-8.5' Circle / 2-5' Circles |
| Unit of Measure | Kit |
| Pallet Coverage | 66 SqFt / 6.1 SqM |
| Layers / Pallet | 6 |
| Pallet Weight | 868 kg / 1914 lbs |

| Colour | SKU | Availability |
|-----------|----------|--------------|
| Charcoal | 10151782 | Stock |
| Rustic | 10151783 | Stock |
| Victorian | 10151784 | Stock |

Sold as a full kit only.


TURFSTONE | Paving Stones



TURFSTONE

| Technical Data | | Colour | SKU | Availability |
|---------------------------|---|--------|----------|--------------|
| Dimensions (WxLxH) | 400 x 600 x 80 mm | Grey | 10300094 | Stock |
| | 15 ^{3/4} x 23 ^{5/8} x 3 ^{1/8} inch | | | |
| Unit of Measure | Each | | | |
| Units / Pallet | 40 | | | |
| Pallet Coverage | 103.2 SqFt / 9.6 SqM | | | |
| Layers / Pallet | 8 | | | |
| Unit Coverage | 2.58 SqFt | | | |
| Pallet Weight | 930 kg / 2050 lbs | | | |

VILLA STONE | Paving Stones



VILLA STONE TYPE 1

| Technical Data | | Colour | SKU | Availability |
|---------------------------|---|------------|-----------|--------------|
| Dimensions (WxLxH) | 160 x 240 x 60 mm | Granite | 127001217 | Stock |
| | 6 ^{5/16} x 9 ^{7/16} x 2 ^{3/8} inch | | | |
| Unit of Measure | SqFt | | | |
| Units / Pallet | 216 | | | |
| Pallet Coverage | 111.25 SqFt / 10.3 SqM | Sandalwood | 127001341 | Stock |
| Layers / Pallet | 9 | | | |
| Unit Coverage | 2.4 SqFt | | | |
| Pallet Weight | 1506 kg / 3312 lbs | | | |



VILLA STONE TYPE 2

| Technical Data | | Colour | SKU | Availability |
|---------------------------|---|------------|----------|--------------|
| Dimensions (WxLxH) | 160 x 160 x 60 mm | Granite | 10554850 | Stock |
| | 6 ^{5/16} x 6 ^{5/16} x 2 ^{3/8} inch | | | |
| Unit of Measure | SqFt | | | |
| Units / Pallet | 378 | | | |
| Pallet Coverage | 104 SqFt / 9.1 SqM | Sandalwood | 10554838 | Stock |
| Layers / Pallet | 9 | | | |
| Unit Coverage | 3.6/SqFt | | | |
| Pallet Weight | 1406 kg / 3100 lbs | | | |

VILLA STONE | Paving Stones



WALKWAY



PATIO



POOL AREA



DRIVE WAY



DURAFUSION



VILLA STONE
TYPE 3

| Technical Data | | Colour | SKU | Availability |
|---------------------------|---|------------|----------|--------------|
| Dimensions (WxLxH) | 120 x 160 x 60 mm | Granite | 10554851 | Stock |
| | 4 ³ / ₄ x 6 ⁵ / ₁₆ x 2 ³ / ₈ inch | Sandalwood | 10554839 | Stock |
| Unit of Measure | SqFt | | | |
| Units / Pallet | 441 | | | |
| Pallet Coverage | 91 SqFt / 8.5 SqM | | | |
| Layers / Pallet | 9 | | | |
| Unit Coverage | 4.8/SqFt | | | |
| Pallet Weight | 1225 kg / 2700 lbs | | | |



VILLA STONE
CIRCLE KIT

| Technical Data | | Colour | SKU | Availability |
|-------------------------------|-------------------|------------|----------|--------------|
| Multi-piece Circle Kit | 95" / 8' | Granite | 10554852 | Stock |
| Unit of Measure | SqFt | Sandalwood | 10554840 | Stock |
| Units / Pallet | 265 | | | |
| Pallet Coverage | 54 SqFt / 5 SqM | | | |
| Layers / Pallet | 5 | | | |
| Pallet Weight | 708 kg / 1560 lbs | | | |

VS5-108 | Paving Stones



MACHINE PLACED



PEDESTRIAN TRAFFIC



VEHICULAR TRAFFIC



PARKING LOT



VS5-108
75x300

| Technical Data | | Colour | SKU | Availability |
|---------------------------|--|----------------|----------|---------------|
| Dimensions (WxLxH) | 75 x 300 x 108 mm | Charcoal | 10154724 | Special Order |
| | 3 x 12 x 4 ⁵ / ₁₆ inch | Grey | 10154011 | Special Order |
| Unit of Measure | SqFt | Tofino Grey DF | 10153314 | Special Order |
| Units / Pallet | 240 | | | |
| Pallet Coverage | 57.6 SqFt / 5.3 SqM | | | |
| Layers / Pallet | 6 | | | |
| Unit Coverage | 4.13 / SqFt | | | |
| Pallet Weight | 1274 kg / 2808 lbs | | | |

IMPORTANT NOTE

- Additional colours available on request.

VS5-108 | Paving Stones



MACHINE PLACED



PEDESTRIAN TRAFFIC



VEHICULAR TRAFFIC



PARKING LOT




VS5-108
150x300

| Technical Data | |
|---------------------------|---|
| Dimensions (WxLxH) | 150 x 300 x 108 mm 6 x 12 x 4 ^{5/16} inch |
| Unit of Measure | SqFt |
| Units / Pallet | 144 |
| Pallet Coverage | 70.2 SqFt / 6.5 SqM |
| Layers / Pallet | 6 |
| Unit Coverage | 2.06 / SqFt |
| Pallet Weight | 1403 kg / 3095 lbs |

| Colour | SKU | Availability |
|----------------|----------|---------------|
| Charcoal | 10154723 | Special Order |
| Grey | 10152339 | Special Order |
| Tofino Grey DF | 10152336 | Special Order |

IMPORTANT NOTE

- Additional colours available on request.




VS5-108
300x300

| Technical Data | |
|---------------------------|--|
| Dimensions (WxLxH) | 300 x 300 x 108 mm 12 x 12 x 4 ^{5/16} inch |
| Unit of Measure | SqFt |
| Units / Pallet | 72 |
| Pallet Coverage | 70.2 SqFt / 6.5 SqM |
| Layers / Pallet | 6 |
| Unit Coverage | 1.03 / SqFt |
| Pallet Weight | 1403 kg / 3095 lbs |

| Colour | SKU | Availability |
|----------------|----------|---------------|
| Charcoal | 10154722 | Special Order |
| Grey | 10152348 | Special Order |
| Tofino Grey DF | 10153352 | Special Order |

IMPORTANT NOTE

- Additional colours available on request.



VS5-108
300 x 600

| Technical Data | |
|---------------------------|--|
| Dimensions (WxLxH) | 300 x 600 x 108 mm 12 x 24 x 4 ^{5/16} inch |
| Unit of Measure | SqFt |
| Units / Pallet | 36 |
| Pallet Coverage | 70.2 SqFt / 6.5 SqM |
| Layers / Pallet | 6 |
| Unit Coverage | .5 / SqFt |
| Pallet Weight | 1403 kg / 3095 lbs |

| Colour | SKU | Availability |
|----------------|----------|---------------|
| Charcoal | 10152015 | Special Order |
| Grey | 10152342 | Special Order |
| Tofino Grey DF | 10152344 | Special Order |

IMPORTANT NOTE

- Additional colours available on request.
- The VS5-108 - 300x600 is not recommended for vehicular applications and should be used for pedestrian use only.

VS5-88 | Paving Stones



PARKING LOT



VEHICULAR TRAFFIC



DRIVE WAY



MACHINE PLACED



PEDESTRIAN TRAFFIC



VS5-88
75x300

| Technical Data | |
|---------------------------|--|
| Dimensions (WxLxH) | 75 x 300 x 88 mm 3 x 12 x 3.46 inch |
| Unit of Measure | SqFt |
| Units / Pallet | 280 |
| Pallet Coverage | 67.2 SqFt / 6.24 SqM |
| Layers / Pallet | 7 |
| Unit Coverage | 4.13 / SqFt |
| Pallet Weight | 1190 kg / 2623 lbs |


| Colour | SKU | Availability |
|-----------------------|----------|--------------|
| Charcoal | 10151707 | Stock |
| Grey | 10151709 | Stock |
| Tofino Grey DF | 10151712 | Stock |



VS5-88
150x300

| Technical Data | |
|---------------------------|---|
| Dimensions (WxLxH) | 150 x 300 x 88 mm 6 x 12 x 3.46 inch |
| Unit of Measure | SqFt |
| Units / Pallet | 168 |
| Pallet Coverage | 81.9 SqFt / 7.6 SqM |
| Layers / Pallet | 7 |
| Unit Coverage | 2.06 / SqFt |
| Pallet Weight | 1267 kg / 2793 lbs |

| Colour | SKU | Availability |
|-----------------------|----------|--------------|
| Charcoal | 10151713 | Stock |
| Grey | 10151715 | Stock |
| Tofino Grey DF | 10151718 | Stock |



VS5-88
300x300

| Technical Data | |
|---------------------------|--|
| Dimensions (WxLxH) | 300 x 300 x 88 mm 12 x 12 x 3.46 inch |
| Unit of Measure | SqFt |
| Units / Pallet | 84 |
| Pallet Coverage | 81.9 SqFt / 7.6 SqM |
| Layers / Pallet | 7 |
| Unit Coverage | 1.03 / SqFt |
| Pallet Weight | 1344 kg / 2963 lbs |

| Colour | SKU | Availability |
|-----------------------|----------|--------------|
| Charcoal | 10151719 | Stock |
| Grey | 10151724 | Stock |
| Tofino Grey DF | 10151728 | Stock |

VS5-88 | Paving Stones



PARKING LOT



VEHICULAR TRAFFIC




DRIVE WAY



MACHINE PLACED



PEDESTRIAN TRAFFIC



VS5-88
300 x 600

| Technical Data | |
|---------------------------|--|
| Dimensions (WxLxH) | 300 x 600 x 108 mm 12 x 24 x 4 ^{5/16} inch |
| Unit of Measure | SqFt |
| Units / Pallet | 42 |
| Pallet Coverage | 81.9 SqFt / 7.6 SqM |
| Layers / Pallet | 7 |
| Unit Coverage | 2 SqFt |
| Pallet Weight | 1309 kg / 2885 lbs |

| Colour | SKU | Availability |
|----------------|----------|--------------|
| Charcoal | 10151729 | Stock |
| Grey | 10151731 | Stock |
| Tofino Grey DF | 10151734 | Stock |



PERMEABLE PAVING STONES

AQUALINE 80mm | Permeable Paving Stones



PERMEABLE
PAVER



PARKING
LOT



VEHICULAR
TRAFFIC




PEDESTRIAN
TRAFFIC



DRIVE
WAY



DURAFUSION



AQUALINE
STANDARD

| Technical Data | | Colour | SKU | Availability |
|---------------------------|---|-------------|-----------|---------------|
| Dimensions (WxLxH) | 110 x 221.5 x 80 mm | Midnight | 127001169 | Special Order |
| | 4 ⁵ / ₁₆ x 8 ³ / ₄ x 3 ¹ / ₈ inch | Natural | 127001170 | Special Order |
| Unit of Measure | SqFt | Shaded Grey | 127001171 | Special Order |
| Units / Pallet | 280 | | | |
| Pallet Coverage | 73.7 SqFt / 6.8 SqM | | | |
| Layers / Pallet | 7 | | | |
| Unit Coverage | 3.8/SqFt | | | |
| Pallet Weight | 1225 kg / 2700 lbs | | | |



ARCHITECTURAL PAVING SLABS

DIMENSIONS | Architectural Paving Slabs



WALKWAY



PATIO



POOL AREA



BALCONY / ROOFTOP



PEDESTAL USE



DURAFUSION


NEW PRODUCT



DIMENSIONS™ 24x24

| Technical Data | |
|---------------------------|---|
| Dimensions (WxLxH) | 610 x 610 x 60 mm 24 x 24 x 2 3/8 inch |
| Unit of Measure | SqFt |
| Units / Pallet | 20 |
| Pallet Coverage | 80 SqFt / 7.43 SqM |
| Layers / Pallet | 10 |
| Unit Coverage | 4 SqFt |
| Pallet Weight | 1179 kg / 2600 lbs |

| Colour | SKU | Availability |
|---------------|-----------|--------------|
| Midnight | 127001193 | Stock |
| Scandina Grey | 127001192 | Stock |
| Sepia | 127001191 | Stock |
| Shaded Grey | 127001190 | Stock |
| Tofino Grey | 127001199 | Stock |



DIMENSIONS™ 12x24

| Technical Data | |
|---------------------------|---|
| Dimensions (WxLxH) | 305 x 610 x 60 mm 12 x 24 x 2 3/8 inch |
| Unit of Measure | SqFt |
| Units / Pallet | 60 |
| Pallet Coverage | 120 SqFt / 11.1 SqM |
| Layers / Pallet | 10 |
| Unit Coverage | 2 SqFt |
| Pallet Weight | 1542 kg / 3401 lbs |

| Colour | SKU | Availability |
|---------------|-----------|--------------|
| Midnight | 10250607 | Stock |
| Scandina Grey | 10250491 | Stock |
| Sepia | 10250477 | Stock |
| Shaded Grey | 127001134 | Stock |
| Tofino Grey | 10252016 | Stock |

IMPORTANT NOTE

- DIMENSIONS™ 12x24 is not recommended for driveway applications.

CORTEZ | Architectural Paving Slabs



WALKWAY



PATIO



POOL AREA



BALCONY / ROOFTOP



PEDESTAL USE



DURAFUSION



CORTEZ 18x18

| Technical Data | |
|---------------------------|---------------------------------------|
| Dimensions (WxLxH) | 457 x 457 x 50 mm 18 x 18 x 2 inch |
| Unit of Measure | Each |
| Units / Pallet | 40 |
| Pallet Coverage | 90 SqFt / 8.4 SqM |
| Layers / Pallet | 10 |
| Unit Coverage | 2.25 SqFt |
| Pallet Weight | 910 kg / 2000 lbs |

| Colour | SKU | Availability |
|----------|----------|--------------|
| Charcoal | 16202205 | Stock |
| Granite | 16202207 | Stock |
| Natural | 16202203 | Stock |

CORTEZ | Architectural Paving Slabs



WALKWAY



PATIO



POOL
AREA



BALCONY /
ROOFTOP



PEDESTAL
USE



DURAFUSION



CORTEZ
12x24

| Technical Data | | Colour | SKU | Availability |
|---------------------------|-------------------|---------------|----------|--------------|
| Dimensions (WxLxH) | 305 x 610 x 50 mm | Charcoal | 16202194 | Stock |
| | 12 x 24 x 2 inch | Copper Canyon | 16202197 | Stock |
| Unit of Measure | Each | Granite | 16202196 | Stock |
| Units / Pallet | 44 | Natural | 16202192 | Stock |
| Pallet Coverage | 88 SqFt / 8.2 SqM | Sandalwood | 16202195 | Stock |
| Layers / Pallet | 11 | | | |
| Unit Coverage | 2 SqFt | | | |
| Pallet Weight | 941 kg / 2075 lbs | | | |



CORTEZ
24x24

| Technical Data | | Colour | SKU | Availability |
|---------------------------|-------------------|---------------|----------|--------------|
| Dimensions (WxLxH) | 610 x 610 x 50 mm | Charcoal | 16202188 | Stock |
| | 24 x 24 x 2 inch | Copper Canyon | 16202191 | Stock |
| Unit of Measure | Each | Granite | 16202190 | Stock |
| Units / Pallet | 22 | Natural | 16202185 | Stock |
| Pallet Coverage | 88 SqFt / 8.2 SqM | | | |
| Layers / Pallet | 11 | | | |
| Unit Coverage | 4 SqFt | | | |
| Pallet Weight | 930 kg / 2050 lbs | | | |

NEW YORK STONE | Architectural Paving Slabs



WALKWAY



PATIO



POOL
AREA



BALCONY /
ROOFTOP



PEDESTAL
USE



DURAFUSION



NEW YORK
24x24

| Technical Data | | Colour | SKU | Availability |
|---------------------------|--------------------|----------|-----------|--------------|
| Dimensions (WxLxH) | 610 x 610 x 50 mm | Midnight | 127001067 | Stock |
| | 24 x 24 x 2 inch | Granite | 16202218 | Stock |
| Unit of Measure | Each | | | |
| Units / Pallet | 22 | | | |
| Pallet Coverage | 88 SqFt / 8.2 SqM | | | |
| Layers / Pallet | 11 | | | |
| Unit Coverage | 4 SqFt | | | |
| Pallet Weight | 1021 kg / 2250 lbs | | | |

TEXADA | Architectural Paving Slabs



WALKWAY



PATIO




POOL AREA



BALCONY / ROOFTOP




PEDESTAL USE



TEXADA
18x18

| Technical Data | | Colour | SKU | Availability |
|---------------------------|----------------------|----------|----------|--------------|
| Dimensions (WxLxH) | 457 x 457 x 40 mm | Charcoal | 16201826 | Stock |
| | 18 x 18 x 1 5/8 inch | Natural | 16201823 | Stock |
| Unit of Measure | Each | | | |
| Units / Pallet | 60 | | | |
| Pallet Coverage | 135 SqFt / 12.5 SqM | | | |
| Layers / Pallet | 10 | | | |
| Unit Coverage | 2.25 SqFt | | | |
| Pallet Weight | 1315 kg / 2900 lbs | | | |



TEXADA
12x24

| Technical Data | | Colour | SKU | Availability |
|---------------------------|--------------------|----------|----------|---------------|
| Dimensions (WxLxH) | 305 x 610 x 50 mm | Charcoal | 16201834 | Special Order |
| | 12 x 24 x 2 inch | Natural | 16201831 | Special Order |
| Unit of Measure | Each | | | |
| Units / Pallet | 48 | | | |
| Pallet Coverage | 96 SqFt / 8.9 SqM | | | |
| Layers / Pallet | 12 | | | |
| Unit Coverage | 2 SqFt | | | |
| Pallet Weight | 1043 kg / 2300 lbs | | | |



TEXADA
24x24

| Technical Data | | Colour | SKU | Availability |
|---------------------------|--------------------|----------|----------|--------------|
| Dimensions (WxLxH) | 610 x 610 x 50 mm | Charcoal | 16201815 | Stock |
| | 24 x 24 x 2 inch | Natural | 16201811 | Stock |
| Unit of Measure | Each | | | |
| Units / Pallet | 25 | | | |
| Pallet Coverage | 100 SqFt / 9.3 SqM | | | |
| Unit Coverage | 4 SqFt | | | |
| Pallet Weight | 1089 kg / 2400 lbs | | | |



PAVING SLABS


DIAMOND | Paving Slabs



WALKWAY




PATIO



DIAMOND SLAB
600x600

| Technical Data | |
|---------------------------|---|
| Dimensions (WxLxH) | 600 x 600 x 45 mm 24 x 24 x 1 3/4 inch |
| Unit of Measure | Each |
| Units / Pallet | 24 |
| Pallet Coverage | 96 SqFt / 8.9 SqM |
| Unit Coverage | 4 SqFt / .37 SqM |
| Pallet Weight | 841 kg / 1855 lbs |
| Packaging | Horizontal |

| Colour | SKU | Availability |
|--------|----------|--------------|
| Grey | 12050987 | Stock |



DIAMOND SLAB
600x750

| Technical Data | |
|---------------------------|---|
| Dimensions (WxLxH) | 600 x 750 x 45 mm 24 x 30 x 1 3/4 inch |
| Unit of Measure | Each |
| Units / Pallet | 24 |
| Pallet Coverage | 120 SqFt / 11.1 SqM |
| Unit Coverage | 5 SqFt / .46 SqM |
| Pallet Weight | 1097 kg / 2419 lbs |
| Packaging | Horizontal |

| Colour | SKU | Availability |
|--------|----------|--------------|
| Grey | 12059055 | Stock |
| Red | 12059148 | Stock |


EXPOSED | Paving Slabs



WALKWAY



PATIO



SQUARE EXPOSED SLAB
16x16

| Technical Data | |
|---------------------------|---|
| Dimensions (WxLxH) | 406 x 406 x 45 mm 16 x 16 x 1 3/4 inch |
| Unit of Measure | Each |
| Units / Pallet | 84 |
| Pallet Coverage | 148 SqFt / 13.7 SqM |
| Unit Coverage | 1.77 SqFt / .16 SqM |
| Pallet Weight | 1376 kg / 3033 lbs |

| Colour | SKU | Availability |
|---------|----------|--------------|
| Exposed | 12059522 | Stock |



20" ROUND EXPOSED

| Technical Data | |
|---------------------------|--------------------------------|
| Dimensions (WxLxH) | 508 x 45 mm 20 x 1 3/4 inch |
| Unit of Measure | Each |
| Units / Pallet | 50 |
| Layers / Pallet | 10 |
| Pallet Weight | 1038 kg / 2287 lbs |

| Colour | SKU | Availability |
|---------|----------|--------------|
| Exposed | 12109012 | Stock |

KINGSTON | Paving Slabs



KINGSTON SLAB
16x16

| Technical Data | |
|---------------------------|---|
| Dimensions (WxLxH) | 406 x 406 x 45 mm 16 x 16 x 1 3/4 inch |
| Unit of Measure | Each |
| Units / Pallet | 72 |
| Pallet Coverage | 127.44 SqFt / 11.8 SqM |
| Unit Coverage | 1.77 SqFt / .16 SqM |
| Pallet Weight | 1215 kg / 2680 lbs |

| Colour | SKU | Availability |
|--------|----------|--------------|
| Grey | 12059485 | Stock |



12" ROUND KINGSTON
SLAB

| Technical Data | |
|---------------------------|--------------------------------|
| Dimensions (WxLxH) | 300 x 45 mm 12 x 1 3/4 inch |
| Unit of Measure | Each |
| Units / Pallet | 120 |
| Layers / Pallet | 8 |
| Pallet Weight | 950 kg / 2095 lbs |

| Colour | SKU | Availability |
|--------|-----------|--------------|
| Grey | 127000690 | Stock |

QUADRAL | Paving Slabs



QUADRAL SLAB
16x16

| Technical Data | |
|---------------------------|---------------------------------------|
| Dimensions (WxLxH) | 400 x 400 x 50 mm 16 x 16 x 2 inch |
| Unit of Measure | Each |
| Units / Pallet | 78 |
| Pallet Coverage | 134 SqFt / 12.4 SqM |
| Layers / Pallet | 13 |
| Unit Coverage | 1.72 SqFt / .16 SqM |
| Pallet Weight | 1377 kg / 3035 lbs |

| Colour | SKU | Availability |
|--------------|----------|--------------|
| Earth Blend | 12050054 | Stock |
| Shadow Blend | 12050052 | Stock |

SARANAK | Paving Slabs



WALKWAY



PATIO



POOL
AREA



SARANAK SLAB
16 x 16

| Technical Data | |
|---------------------------|---------------------------------------|
| Dimensions (WxLxH) | 400 x 400 x 50 mm 16 x 16 x 2 inch |
| Unit of Measure | Each |
| Units / Pallet | 60 |
| Pallet Coverage | 103 SqFt / 9.6 SqM |
| Layers / Pallet | 10 |
| Unit Coverage | 1.72 SqFt / .16 SqM |
| Pallet Weight | 1064 kg / 2345 lbs |

| Colour | SKU | Availability |
|--------------|----------|--------------|
| Earth Blend | 12100045 | Stock |
| Graphite | 12101231 | Stock |
| Shadow Blend | 12100046 | Stock |



SARANAK SLAB
16 x 24

| Technical Data | |
|---------------------------|---------------------------------------|
| Dimensions (WxLxH) | 400 x 600 x 50 mm 16 x 24 x 2 inch |
| Unit of Measure | Each |
| Units / Pallet | 40 |
| Pallet Coverage | 106 SqFt / 9.8 SqM |
| Layers / Pallet | 10 |
| Unit Coverage | 2.66 SqFt / .25 SqM |
| Pallet Weight | 1056 kg / 2328 lbs |

| Colour | SKU | Availability |
|--------------|----------|--------------|
| Earth Blend | 12100043 | Stock |
| Graphite | 12102351 | Stock |
| Shadow Blend | 12100044 | Stock |



FREE STANDING WALLS


MELVILLE™ WALL | Free Standing Walls



MELVILLE WALL

| Technical Data | |
|---------------------------|---|
| Dimensions (WxDxH) | 500 x 250 x 100 mm 20 x 10 x 4 inch |
| Unit of Measure | Each |
| Units / Pallet | 48 |
| Pallet Coverage | 26.67 SqFt / 2.5 SqM 80 LF / 24.4 LM |
| Layers / Pallet | 6 |
| Unit Coverage | .56 SqFt |
| Pallet Weight | 1364 kg / 3007 lbs |

| Colour | SKU | Availability |
|----------|----------|--------------|
| Charcoal | 16050918 | Stock |
| Grey | 16051072 | Stock |
| Rio | 16050843 | Stock |



20" MELVILLE CAP

| Technical Data | |
|---------------------------|---------------------------------------|
| Dimensions (WxDxH) | 500 x 330 x 50 mm 20 x 13 x 2 inch |
| Unit of Measure | Each |
| Units / Pallet | 60 |
| Pallet Coverage | 100 LF / 30.5 LM |
| Layers / Pallet | 10 |
| Unit Coverage | 1.6 LF |
| Pallet Weight | 1110 kg / 2448 lbs |

| Colour | SKU | Availability |
|----------|-----------|--------------|
| Charcoal | 16051073 | Stock |
| Rio | 121000094 | Stock |

ASHLAR TANDEM™ WALL | Free Standing Walls



ASHLAR UNIT 1



ASHLAR UNIT 2



ASHLAR UNIT 3

| Technical Data | |
|---------------------------|--|
| Dimensions (LxDxH) | 1 - 347 x 76.2 x 177 mm 2 - 398 x 76.2 x 177 mm 3 - 457 x 76.2 x 177 mm 1 - 13 ² / ₃ x 3 x 7 inch 2 - 15 ² / ₃ x 3 x 7 inch 3 - 18 x 3 x 7 inch |
| Unit of Measure | SqFt |
| Units / Pallet | 90 |
| Pallet Coverage | 70.1 SqFt / 6.5 SqM |
| Layers / Pallet | 6 |
| Pallet Weight | 945 kg / 2083 lbs |

| Colour | SKU | Availability |
|-----------|----------|--------------|
| Charcoal | 16053003 | Stock |
| Rustic | 16053002 | Stock |
| Victorian | 16055046 | Stock |

IMPORTANT NOTE

- 9 closed corner pieces per layer.



ASHLAR TANDEM™ PILLAR KIT | Free Standing Walls



PILLAR / POST



TANDEM PILLAR KIT

| Technical Data | |
|----------------------|---|
| Dimensions | Height - 42" Height - w/Cap - 45 1/4" Width - 21" |
| Components | 48 - Veneers 48 - Modular Blocks 48 - Clips 2 - Caps |
| Quantity | 2 Columns |
| Pallet Weight | 1542 kg / 3400 lbs |

| Colour | SKU | Availability |
|-----------|----------|--------------|
| Charcoal | 38350112 | Stock |
| Rustic | 38350053 | Stock |
| Victorian | 38350063 | Stock |



TANDEM COLUMN CAP
(TEXTURED EDGE)

| Technical Data | |
|---------------------------|---|
| Dimensions (LxDxH) | 600 x 400 x 82.5 mm 24 x 24 x 3 1/4" |
| Unit of Measure | Each |
| Units / Pallet | 16 |
| Pallet Weight | 1072 kg / 2363 lbs |

| Colour | SKU | Availability |
|-----------|----------|--------------|
| Charcoal | 38350281 | Stock |
| Rustic | 38350282 | Stock |
| Victorian | 38350321 | Stock |

MELVILLE TANDEM™ WALL | Free Standing Walls



RETAINING WALL



GARDEN WALL



PLANTER BED



OUTDOOR STAIRS



PILLAR / POST



DURAFUSION



LONG MELVILLE
(SMOOTH FINISH)

| Technical Data | |
|---------------------------|---|
| Dimensions (LxDxH) | 603 x 67 x 180 mm 23 3/4 x 2 5/8 x 7 1/16" |
| Unit of Measure | SqFt |
| Units / Pallet | 40 |
| Pallet Coverage | 46.7 SqFt / 4.3 SqM |
| Layers / Pallet | 4 |
| Unit Coverage | 1.15 SqFt / .11 SqM |
| Pallet Weight | 659 kg / 1453 lbs |

| Colour | SKU | Availability |
|---------------|----------|--------------|
| Charcoal | 16054740 | Stock |
| Mountain Ash* | 16054739 | Stock |
| Tofino Grey* | 16054738 | Stock |

IMPORTANT NOTE

- DURAFUSION*



TANDEM™ COMPONENTS | Free Standing Walls



MODULAR BLOCK

| Technical Data | |
|---------------------------|---|
| Dimensions (WxDxH) | 200 x 200 x 180 mm 8 x 8 x 7 1/16 inch |
| Unit of Measure | Each |
| Units / Pallet | 128 |
| Layers / Pallet | 4 |
| Pallet Weight | 1222 kg / 2695 lbs |

| Colour | SKU | Availability |
|--------|----------|--------------|
| Grey | 30156171 | Stock |

| PRODUCT INFORMATION |
|--|
| <ul style="list-style-type: none"> Pallet of Modular Block includes 1 box (148) of Tandem Modular Block Universal connectors. |



TANDEM MODULAR BLOCK UNIVERSAL CONNECTOR

| Technical Data | | | |
|--------------------|----------|------------------------|-----|
| Units / Box | 148 | Unit of Measure | Box |
| SKU: | 70972062 | | |



TANDEM 8" CONNECTOR

| Technical Data | | | |
|--------------------|----------|------------------------|-----|
| Units / Box | 36 | Unit of Measure | Bag |
| SKU: | 70971501 | | |



U START BASE BLOCK

| Technical Data | |
|---------------------------|---|
| Dimensions (LxDxH) | 458 x 300 x 89 mm 18 7/16 x 12 x 3 1/2 |
| Unit of Measure | Each |
| Units / Pallet | 56 |
| Pallet Coverage | 84 LF / 25.6 LM |
| Layers / Pallet | 8 |
| Pallet Weight | 1343 kg / 2961 lbs |


| Colour | SKU | Availability |
|--------|----------|--------------|
| Grey | 16051591 | Stock |



24" TANDEM WALL CAP (TEXTURED EDGE)

| Technical Data | |
|---------------------------|--------------------------------------|
| Dimensions (LxDxH) | 600 x 381 x 82 mm 24 x 15 x 3 1/4 |
| Unit of Measure | Each |
| Units / Pallet | 32 |
| Pallet Coverage | 64 LF / 19.5 LM |
| Layers / Pallet | 8 |
| Pallet Weight | 1357 kg / 2993 lbs |

| Colour | SKU | Availability |
|-----------|----------|--------------|
| Charcoal | 16053004 | Stock |
| Rustic | 16053007 | Stock |
| Victorian | 10079116 | Stock |



24" TANDEM WALL CAP (SMOOTH EDGE)

| Technical Data | |
|---------------------------|--------------------------------------|
| Dimensions (LxDxH) | 600 x 400 x 60 mm 24 x 16 x 2 3/8 |
| Unit of Measure | Each |
| Units / Pallet | 32 |
| Pallet Coverage | 64 LF / 19.5 LM |
| Layers / Pallet | 8 |
| Pallet Weight | 1428 kg / 3148 lbs |

| Colour | SKU | Availability |
|----------|----------|--------------|
| Charcoal | 16054487 | Stock |
| Grey | 16054486 | Stock |

STACKSTONE® | Free Standing Walls



GARDEN WALL



PLANTER BED



OUTDOOR STAIRS



PILLAR / POST



STACKSTONE STANDARD

| Technical Data | | Colour | SKU | Availability |
|---------------------------|--------------------|----------|----------|--------------|
| Dimensions (WxDxH) | 200 x 200 x 100 mm | Charcoal | 16209243 | Stock |
| 6" TAPERED BACK | 8 x 8 x 4 inch | Rustic | 16209247 | Stock |
| Unit of Measure | Each | | | |
| Units / Pallet | 150 | | | |
| Pallet Coverage | 30 SqFt / 2.79 SqM | | | |
| Layers / Pallet | 5 | | | |
| Unit Coverage | 5 / SqFt | | | |
| Pallet Weight | 1200 kg / 2646 lbs | | | |




STACKSTONE TIGHT RADIUS

| Technical Data | | Colour | SKU | Availability |
|---------------------------|--------------------|----------|----------|--------------|
| Dimensions (WxDxH) | 200 x 200 x 100 mm | Charcoal | 16209255 | Stock |
| 4" TAPERED BACK | 8 x 8 x 4 inch | Rustic | 16209259 | Stock |
| Unit of Measure | Each | | | |
| Units / Pallet | 180 | | | |
| Layers / Pallet | 5 | | | |
| Pallet Weight | 1247 kg / 2750 lbs | | | |



STACKSTONE CORNER

| Technical Data | | Colour | SKU | Availability |
|---------------------------|--------------------|----------|----------|--------------|
| Dimensions (WxDxH) | 200 x 275 x 100 mm | Charcoal | 16209237 | Stock |
| | 8 x 11 x 4 inch | Rustic | 16209241 | Stock |
| Unit of Measure | Each | | | |
| Units / Pallet | 48 | | | |
| Layers / Pallet | 3 | | | |
| Pallet Weight | 642 kg / 1415 lbs | | | |



STACKSTONE CAP

| Technical Data | | Colour | SKU | Availability |
|---------------------------|--------------------|----------|----------|--------------|
| Dimensions (WxDxH) | 200 x 200 x 100 mm | Charcoal | 16209231 | Stock |
| 6" TAPERED BACK | 8 x 8 x 4 inch | Rustic | 16209235 | Stock |
| Unit of Measure | Each | | | |
| Units / Pallet | 150 | | | |
| Pallet Coverage | 87.5 LF / 26.7 LM | | | |
| Layers / Pallet | 5 | | | |
| Pallet Weight | 1200 kg / 2646 lbs | | | |

WESTON STONE | Free Standing Walls



COURTYARD WALL

PLANTER BED

PILLAR / POST

OUTDOOR KITCHEN


OUTDOOR STAIRS



WESTON STONE UNIVERSAL

| Technical Data | | Colour | SKU | Availability |
|---------------------------|------------------------------|-----------|-----------|--------------|
| Dimensions (WxDxH) | 200 x 300 x 100 mm | Charcoal | 129000234 | Stock |
| | 8 x 12 x 4 inch | Rustic | 16259493 | Stock |
| Unit of Measure | Each | Victorian | 16252256 | Stock |
| Units / Pallet | 100 | | | |
| Pallet Coverage | 33 SqFt / 3.1 SqM | | | |
| Layers / Pallet | 5 | | | |
| Unit Coverage | 3 (Based on vertical layout) | | | |
| Pallet Weight | 1253 kg / 2762 lbs | | | |

MARINA COPING UNIT | Free Standing Walls



MARINA COPING 6 X 12

| Technical Data | | Colour | SKU | Availability |
|---------------------------|---|-----------|----------|--------------|
| Dimensions (WxDxH) | 150 x 300 x 60 mm | Charcoal | 10506022 | Stock |
| | 6 x 12 x 2 ³ / ₈ inch | Victorian | 10503456 | Stock |
| Unit of Measure | Each | | | |
| Units / Pallet | 126 | | | |
| Layers / Pallet | 3 | | | |
| Pallet Coverage | 63 LF / 19.2 LM | | | |
| Pallet Weight | 782 kg / 1725 lbs | | | |



RETAINING WALLS

AB® COLLECTION 6° | Retaining Walls



RETAINING WALL



OUTDOOR STAIRS



ENGINEERING SUPPORT



WALL SETBACK



AB CLASSIC (6°)

| Technical Data | |
|---------------------------|--|
| Dimensions (WxDxH) | 460 x 300 x 200 mm 18 x 12 x 8 inch |
| Unit of Measure | Each |
| Units / Pallet | 40 |
| Pallet Coverage | 40 SqFt / 3.7 SqM 60 LF / 18.3 LM |
| Layers / Pallet | 5 |
| Unit Coverage | 1 / SqFt |
| Pallet Weight | 1526 kg / 3365 lbs |

| Colour | SKU | Availability |
|----------------|----------|---------------|
| Charcoal | 16059025 | Stock |
| Grey | 16209264 | Stock |
| Rocky Mountain | 16059026 | Stock |
| Silverado | 16059028 | Special Order |



AB 12° CORNER (6°)

| Technical Data | |
|---------------------------|---------------------------------------|
| Dimensions (WxDxH) | 300 x 200 x 200 mm 12 x 8 x 8 inch |
| Unit of Measure | Each |
| Units / Pallet | 40 |
| Layers / Pallet | 2 |
| Pallet Weight | 1068 kg / 2355 lbs |

| Colour | SKU | Availability |
|----------------|----------|---------------|
| Charcoal | 16059018 | Stock |
| Grey | 16059020 | Stock |
| Rocky Mountain | 16059022 | Stock |
| Silverado | 16059024 | Special Order |




AB 16° CORNER (6°)

| Technical Data | |
|---------------------------|---------------------------------------|
| Dimensions (WxDxH) | 400 x 200 x 200 mm 16 x 8 x 8 inch |
| Unit of Measure | Each |
| Units / Pallet | 30 |
| Layers / Pallet | 2 |
| Pallet Weight | 980 kg / 2161lbs |

| Colour | SKU | Availability |
|----------------|----------|---------------|
| Charcoal | 16055022 | Stock |
| Grey | 16055021 | Stock |
| Rocky Mountain | 16055023 | Stock |
| Silverado | 16054594 | Special Order |

AB® COLLECTION COPING UNITS | Retaining Walls



12" CAP WITH
3" OVER HANG

| Technical Data | |
|---------------------------|--|
| Dimensions (WxDxH) | 300 x 300 x 90mm 12 x 12 x 3 1/2 inch |
| Unit of Measure | Each |
| Units / Pallet | 96 |
| Layers / Pallet | 8 |
| Pallet Coverage | 96 LF / 29.2 LM |
| Pallet Weight | 1715 kg / 3781lbs |

| Colour | SKU | Availability |
|----------------|----------|---------------|
| Charcoal | 16059093 | Stock |
| Grey | 16059095 | Stock |
| Rocky Mountain | 16059097 | Stock |
| Silverado | 16059098 | Special Order |



AB 18" PRO CAP

| Technical Data | |
|---------------------------|---|
| Dimensions (WxDxH) | 460 x 300 x 95 mm 18 x 12 x 3 3/4 inch |
| Unit of Measure | Each |
| Units / Pallet | 56 |
| Layers / Pallet | 7 |
| Pallet Coverage | 84 LF / 25.6 LM |
| Pallet Weight | 1586 kg / 3498 lbs |

| Colour | SKU | Availability |
|----------------|----------|--------------|
| Charcoal | 16059065 | Stock |
| Grey | 16059067 | Stock |
| Rocky Mountain | 16059069 | Stock |

AB® METROPOLITAN | Retaining Walls



RETAINING WALL




OUTDOOR STAIRS



ENGINEERING SUPPORT




WALL SETBACK



AB METROPOLITAN
CLASSIC (6°)

| Technical Data | |
|---------------------------|--|
| Dimensions (WxDxH) | 460 x 300 x 200 mm 18 x 12 x 8 inch |
| Unit of Measure | Each |
| Units / Pallet | 40 |
| Pallet Coverage | 40 SqFt / 3.7 SqM 60 LF / 18.3 LM |
| Layers / Pallet | 4 |
| Unit Coverage | 1 / SqFt |
| Pallet Weight | 1496 kg / 3298 lbs |

| Colour | SKU | Availability |
|----------------|----------|--------------|
| Granville Grey | 16054386 | Stock |
| Silverado | 16054384 | Stock |



AB METROPOLITAN
16" CORNER (6°)

| Technical Data | |
|---------------------------|---------------------------------------|
| Dimensions (WxDxH) | 400 x 200 x 200 mm 16 x 8 x 8 inch |
| Unit of Measure | Each |
| Units / Pallet | 30 |
| Layers / Pallet | 2 |
| Pallet Weight | 980 kg / 2161 lbs |

| Colour | SKU | Availability |
|----------------|----------|--------------|
| Granville Grey | 16100203 | Stock |
| Silverado | 16100201 | Stock |

AB® METROPOLITAN | Retaining Walls



RETAINING WALL



OUTDOOR STAIRS



ENGINEERING SUPPORT



WALL SETBACK



18" AB METROPOLITAN PRO CAP

| Technical Data | |
|---------------------------|---|
| Dimensions (WxDxH) | 460 x 300 x 95 mm 18 x 12 x 3 3/4 inch |
| Unit of Measure | Each |
| Units / Pallet | 56 |
| Layers / Pallet | 7 |
| Pallet Coverage | 84 LF / 25.6 LM |
| Pallet Weight | 1494 kg / 3293 lbs |

| Colour | SKU | Availability |
|----------------|----------|--------------|
| Charcoal | 16054388 | Stock |
| Granville Grey | 16054389 | Stock |

PISA2® | Retaining Walls



RETAINING WALL



OUTDOOR STAIRS



ENGINEERING SUPPORT



WALL SETBACK



PISA2 STANDARD

| Technical Data | |
|---------------------------|--------------------------------------|
| Dimensions (WxDxH) | 200 x 300 x 150 mm |
| 6" TAPERED BACK | 8 x 12 x 6 inch |
| Unit of Measure | Each |
| Units / Pallet | 72 |
| Pallet Coverage | 24 SqFt / 2.2 SqM 48 LF / 14.6 LM |
| Layers / Pallet | 3 |
| Unit Coverage | 3 / SqFt |
| Pallet Weight | 1391 kg / 3067 lbs |

| Colour | SKU | Availability |
|-----------|----------|--------------|
| Charcoal | 16059126 | Stock |
| Rustic | 16059130 | Stock |
| Victorian | 16056248 | Stock |



PISA2 TAPERED

| Technical Data | |
|---------------------------|--------------------|
| Dimensions (WxDxH) | 200 x 300 x 150 mm |
| | 8 x 12 x 6 inch |
| Unit of Measure | Each |
| Units / Pallet | 72 |
| Layers / Pallet | 3 |
| Unit Coverage | 3 / SqFt |
| Pallet Weight | 1270 kg / 2800 lbs |

| Colour | SKU | Availability |
|-----------|----------|--------------|
| Charcoal | 16059136 | Stock |
| Rustic | 16059140 | Stock |
| Victorian | 16056249 | Stock |

PISA2® | Retaining Walls



RETAINING WALL



OUTDOOR STAIRS



ENGINEERING SUPPORT



6° WALL SETBACK




PISA2 CORNER

| Technical Data | |
|---------------------------|---------------------------------------|
| Dimensions (WxDxH) | 500 x 200 x 150 mm 20 x 8 x 6 inch |
| Unit of Measure | Each |
| Units / Pallet | 36 |
| Layers / Pallet | 3 |
| Pallet Weight | 1148 kg / 2531 lbs |

| Colour | SKU | Availability |
|-----------|----------|--------------|
| Charcoal | 16059116 | Stock |
| Rustic | 16059120 | Stock |
| Victorian | 16056247 | Stock |

PISA2® COPING UNITS | Retaining Walls



18" CAPSTONE

| Technical Data | |
|---------------------------|---------------------------------------|
| Dimensions (WxDxH) | 457 x 305 x 76 mm 18 x 12 x 3 inch |
| Unit of Measure | Each |
| Units / Pallet | 64 |
| Layers / Pallet | 8 |
| Pallet Coverage | 96 LF / 29.3 LM |
| Pallet Weight | 1396 kg / 3079 lbs |

| Colour | SKU | Availability |
|----------|----------|--------------|
| Charcoal | 16209221 | Stock |
| Grey | 16209223 | Stock |



REVERSE-A-CAP

| Technical Data | |
|---------------------------|--------------------|
| Dimensions (WxDxH) | 200 x 356 x 76 mm |
| 7" TAPERED BACK | 8 x 14 x 3 inch |
| Unit of Measure | Each |
| Units / Pallet | 120 |
| Layers / Pallet | 10 |
| Pallet Coverage | 74.4 LF / 22.73 LM |
| Pallet Weight | 1277 kg / 2815 lbs |

| Colour | SKU | Availability |
|----------|----------|--------------|
| Charcoal | 16209226 | Stock |
| Grey | 16209228 | Stock |

SIENASTONE® | Retaining Walls



RETAINING WALL



OUTDOOR STAIRS



ENGINEERING SUPPORT



WALL SETBACK



SIENASTONE 333

| Technical Data | | Colour | SKU | Availability |
|---------------------------|--|----------|----------|---------------|
| Dimensions (WxDxH) | 1000 x 333 x 185 mm | Charcoal | 16059155 | Special Order |
| | 39 x 13 x 7 ³ / ₈ inch | Grey | 16059157 | Special Order |
| Unit of Measure | Each | | | |
| Units / Pallet | 9 | | | |
| Pallet Coverage | 18 SqFt / 1.67 SqM | | | |
| | 39 LF / 41.9 LM | | | |
| Layers / Pallet | 3 | | | |
| Unit Coverage | .5 / SqFt | | | |
| Pallet Weight | 1179 kg / 2599 lbs | | | |



SIENASTONE 500

| Technical Data | | Colour | SKU | Availability |
|---------------------------|--|----------|----------|---------------|
| Dimensions (WxDxH) | 1000 x 500 x 185 mm | Charcoal | 16059158 | Special Order |
| | 39 x 20 x 7 ³ / ₈ inch | Grey | 16059160 | Special Order |
| Unit of Measure | Each | | | |
| Units / Pallet | 6 | | | |
| Pallet Coverage | 12 SqFt / 1.1 SqM | | | |
| | 19.5 LF / 6 LM | | | |
| Layers / Pallet | 3 | | | |
| Unit Coverage | .5 / SqFt | | | |
| Pallet Weight | 1200 kg / 2646 lbs | | | |



SIENASTONE 925

| Technical Data | | Colour | SKU | Availability |
|---------------------------|--|----------|----------|---------------|
| Dimensions (WxDxH) | 1000 x 925 x 185 mm | Charcoal | 16059161 | Special Order |
| | 39 x 36 x 7 ³ / ₈ inch | Grey | 16059163 | Special Order |
| Unit of Measure | Each | | | |
| Units / Pallet | 3 | | | |
| Pallet Coverage | 6 SqFt / .56 SqM | | | |
| | 9.75 LF / 2.8 LM | | | |
| Layers / Pallet | 3 | | | |
| Unit Coverage | .5 / SqFt | | | |
| Pallet Weight | 1200 kg / 2646 lbs | | | |

SIENASTONE® | Retaining Walls



RETAINING WALL



OUTDOOR STAIRS



ENGINEERING SUPPORT



7° WALL SETBACK



SIENASTONE CORNER

| Technical Data | |
|---------------------------|---|
| Dimensions (WxDxH) | 1000 x 500 x 185 mm 39 x 20 x 7 ³ / ₈ inch |
| Unit of Measure | Each |
| Units / Pallet | 6 |
| Layers / Pallet | 3 |
| Pallet Weight | 1278 kg / 2817 lbs |

| Colour | SKU | Availability |
|----------|----------|---------------|
| Charcoal | 16059146 | Special Order |
| Grey | 16059148 | Special Order |



SIENASTONE CURVE

| Technical Data | |
|---------------------------|---|
| Dimensions (WxDxH) | 500 x 500 x 185 20 x 20 x 7 ³ / ₈ inch |
| Unit of Measure | Each |
| Units / Pallet | 12 |
| Layers / Pallet | 3 |
| Pallet Weight | 1116 kg / 2460 lbs |

| Colour | SKU | Availability |
|----------|----------|---------------|
| Charcoal | 16159048 | Special Order |
| Grey | 16059154 | Special Order |



SIENASTONE CAP

| Technical Data | |
|---------------------------|---|
| Dimensions (WxDxH) | 1000 x 500 x 185 mm 39 x 20 x 7 ³ / ₈ inch |
| Unit of Measure | Each |
| Units / Pallet | 6 |
| Pallet Coverage | 19.5 LF / 5.9 LM |
| Layers / Pallet | 3 |
| Pallet Weight | 1218 kg / 2685 lbs |

| Colour | SKU | Availability |
|----------|----------|--------------|
| Charcoal | 16059142 | Stock |
| Grey | 16059144 | Stock |



STEPS

LANDINGS™ STEP UNIT | Steps



LANDINGS STEP UNIT



Landing ▶

Stair Tread ▶

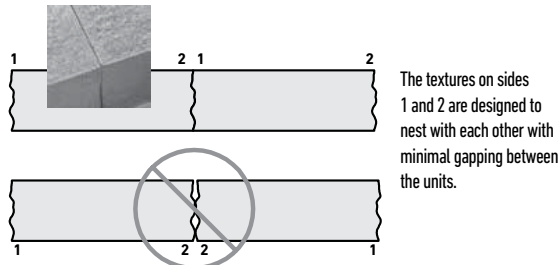


| Technical Data | |
|---------------------------|---|
| Dimensions (WxDxH) | 1219 x 457 x 152 mm 48 x 18 x 6 inch |
| Unit of Measure | Each |
| Units / Pallet | 6 |
| Pallet Coverage | 24 LF / 7.3 LM |
| Pallet Weight | 1680 kg / 2574 lbs |

| Colour | SKU | Availability |
|---------------|----------|--------------|
| Dark Charcoal | 16203371 | Stock |
| Grey | 16203176 | Stock |

IMPORTANT NOTE

- 9 Each Landings™ Step Unit is manufactured with 2 unique face patterns
- The step units are palletized and packaged for easy skid-steer loader removal.
- Care needs to be taken in handling these units. If a blemish occurs on one side of unit, rotate 180° before setting unit into place.



SIENASTONE® | Steps



SIENASTONE CAP

| Technical Data | |
|---------------------------|---|
| Dimensions (WxDxH) | 1000 x 500 x 185 mm 39 x 20 x 7 3/8 inch |
| Unit of Measure | Each |
| Units / Pallet | 6 |
| Pallet Coverage | 19.5 LF / 5.9 LM |
| Layers / Pallet | 3 |
| Pallet Weight | 1218 kg / 2685 lbs |

| Colour | SKU | Availability |
|----------|----------|--------------|
| Charcoal | 16059142 | Stock |
| Grey | 16059144 | Stock |



PAVER / SLAB / WALL ACCESSORIES

EDGE RESTRAINT | Accessories




| Product | SKU | Availability | Length | Packaging | UOM |
|------------------------|----------|--------------|--------|--------------------------|-----|
| Smooth Landscape Spike | 10059024 | Stock | 10" | Approx. 180/ Box (50lbs) | Box |




8' SNAP EDGE

| Product | SKU | Availability | Coverage | Packaging | UOM |
|--------------------|----------|--------------|----------------|--|--------|
| Snap Edge - Each | 10050251 | Stock | 8' / 96" | Piece | Each |
| Snap Edge - Bundle | 10050251 | Stock | 192' / 2304" | 24 pcs / bundle | Bundle |
| Snap Edge - Pallet | 10050251 | Stock | 5376' / 64512" | 28 bundles / pallet Pallet (657 kg) | Pallet |



Snap Edge Dimensions

- 96" (Length) x 1 7/8" (Back Edge) x 2 7/8" (Width)



PERMEDGE PERMEABLE EDGING - 8'

| Product | SKU | Availability | Coverage | Packaging | UOM |
|-------------------|----------|---------------|---------------|-----------------------------------|--------|
| PermEdge - Each | 10050087 | Special Order | 8' w/ 4' Grid | Piece | Each |
| PermEdge - Bundle | 10050087 | Special Order | 512' | 64 pcs / pallet Pallet (95 kg) | Bundle |



100% Recycled Material

POLYMERIC SAND & COMPOUND | Accessories



TECHNISEAL NOCO

| Technical Data | |
|-----------------------|--------------------|
| Bag Size | 22.7 kg / 50 lbs |
| Bags / Pallet | 56 |
| Coverage NARROW JOINT | Max 120 SqFt |
| Coverage WIDE JOINT | 20 - 40 SqFt |
| Pallet Weight | 1271 kg / 2802 lbs |

| Product | SKU | Availability |
|------------|----------|--------------|
| Desert Tan | 40104121 | Stock |
| Iron Grey | 40104120 | Stock |



STORM JOINTING COMPOUND

| Technical Data | |
|------------------|-------------------|
| Bucket Size | 18.1 kg / 40 lbs |
| Buckets / Pallet | 50 |
| Coverage | 90 - 125 SqFt |
| Pallet Weight | 930 kg / 2050 lbs |

| Product | SKU | Availability |
|---------|----------|--------------|
| Granite | 40105084 | Stock |
| Tan | 40105082 | Stock |

POLYMERIC SAND & COMPOUND | Accessories

NEW PRODUCT



TECHNISEAL RG+

| Technical Data | |
|------------------------------|--------------------|
| Bag Size | 22.7 kg / 50 lbs |
| Bags / Pallet | 56 |
| Coverage NARROW JOINT | Up to 120 SqFt |
| Coverage WIDE JOINT | Up to 40 SqFt |
| Pallet Weight | 1271 kg / 2802 lbs |

| Product | SKU | Availability |
|---------|----------|--------------|
| Granite | 40105160 | Stock |
| Tan | 40100593 | Stock |



TECHNISEAL SMART SAND

| Technical Data | |
|------------------------------|--------------------|
| Bag Size | 22.7 kg / 50 lbs |
| Bags / Pallet | 56 |
| Coverage NARROW JOINT | 60 - 75 SqFt |
| Coverage WIDE JOINT | 25 - 40 SqFt |
| Pallet Weight | 1271 kg / 2802 lbs |

| Product | SKU | Availability |
|--------------|----------|--------------|
| Granite | 40101219 | Stock |
| Pacific Grey | 40101221 | Stock |
| Tan | 40101218 | Stock |
| Urban Grey | 40101220 | Stock |



TECHNISEAL HP NEXTGEL

| Technical Data | |
|------------------------------|--------------------|
| Bag Size | 22.7 kg / 50 lbs |
| Bags / Pallet | 56 |
| Coverage NARROW JOINT | Up to 120 SqFt |
| Coverage WIDE JOINT | Up to 40 SqFt |
| Pallet Weight | 1271 kg / 2802 lbs |

| Product | SKU | Availability |
|--------------|----------|--------------|
| Black | 40108003 | Stock |
| Granite | 40100597 | Stock |
| Ivory | 40105613 | Stock |
| Pacific Grey | 40100600 | Stock |
| Tan | 40100596 | Stock |
| Urban Grey | 40100598 | Stock |

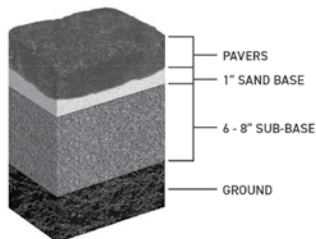
NEXTBASE | Accessories

NEW PRODUCT




| Product | SKU | Availability | UOM |
|------------------|----------|--------------|--------|
| Black (10 units) | 70971011 | Stock | Bundle |

TRADITIONAL METHOD
(Approx. 9 - 11" of excavation)



NEXTBASE™ METHOD
(Approx. 3" of excavation)



DYNAMEX RISE IT PEDESTAL | Accessories

| Product | SKU | Availability | Height | Packaging | UOM |
|---|----------|--------------|--------|-----------|-----|
| 1/2" Dynamax Rise-It Paver Riser - 3mm Spacer | 70660261 | Stock | 1/2" | 100 | Box |
| 1/8" Dynamax Rise-It Paver Riser - 3mm Spacer | 70660275 | Stock | 1/8" | 100 | Box |
| Dynamax Rise-It Paver Riser - Flat Top | 70660085 | Stock | 1/2" | 100 | Box |
| Dynamax Rise-It 1/16" Shim | 70669092 | Stock | 1/16" | 400 | Box |



PAVER RISER 1/2"



PAVER RISER 1/8"



PAVER RISER - FLAT



SHIM 1/16"

BLACKJACK® ONE STEP | Accessories

| Product | SKU | Availability | Height Range | Packaging | UOM |
|------------------------------|----------|--------------|--------------|-----------|-----|
| BlackJack® OneStep Pedestal | 70972571 | Stock | 1 - 1 3/4" | 40 | Bag |
| BlackJack® 20mm Extender | 70972570 | Stock | 3/4" | 76 | Box |
| BlackJack® 40mm Extender | 70972572 | Stock | 1 1/2" | 40 | Box |
| BlackJack® HalfStep Pedestal | 70972573 | Stock | 1/2 - 1" | 66 | Bag |
| BlackJack® BJ 4 mm | 70972569 | Stock | 0.16" | 200 | Box |



BLACKJACK®
ONESTEP PEDESTAL



BLACKJACK®
20MM EXTENDER



BLACKJACK®
40MM EXTENDER



BLACKJACK®
HALFSTEP PEDESTAL



BLACKJACK®
BJ 4MM

BLACKJACK® PEDESTAL | Accessories

| Product | SKU | Availability | Height Range | Packaging | UOM |
|----------------------------------|----------|--------------|--------------|-----------|-----|
| BlackJack® 3 Screw Jack Pedestal | 70972575 | Stock | 74 - 117mm | 34 | Box |
| BlackJack® 4 Screw Jack Pedestal | 70972576 | Stock | 117 - 201 mm | 20 | Box |
| BlackJack® 5 Screw Jack Pedestal | 70972577 | Stock | 197 - 281mm | 12 | Box |
| BlackJack® 3mm Spacer Tab | 70972580 | Stock | 15mm | 540 | Box |
| BlackJack® Coupler | 70972578 | Stock | Max 245mm | 27 | Box |
| BlackJack® Top Slope Corrector | 70972583 | Stock | 0 - 5% | 216 | Box |
| BlackJack® 2mm Shim | 70972579 | Stock | 2mm | 400 | Box |
| BlackJack® Joist Holder | 70972582 | Stock | | 94 | Box |

IMPORTANT NOTE

- BlackJack Screw Jack Pedestal 3/4 /5 are sold with accompanying 3mm Spacer Tabs.



BlackJack®
3 Screw Jack



BlackJack®
4 Screw Jack



BlackJack®
5 Screw Jack



3mm Spacer Tab



BlackJack®
Coupler



BlackJack®
Top Slope Corrector



BlackJack®
2mm Shim



BlackJack®
Joist Holder

TECHNISEAL STRUCTURE BOND ADHESIVE | Accessories




ADHESIVE CLEANER APPLICATOR GUN

PRODUCT INFORMATION


- Equal to 5+ Large standard Tubes (28oz) Adhesive
- Strong adhesion
- No user fatigue
- No messy leaks

| Product | SKU | Packaging | Availability | UOM |
|---------------------------------------|----------|----------------------|--------------|-----|
| TSL Structure Bond Adhesive (24 oz) | 70975914 | 12 Tubes / Box | Stock | Box |
| Structure Bond Gun II | 60050802 | 12 Applicators / Box | Stock | Box |
| Structure Bond Foam Cleaner (16.9 oz) | 70975915 | 12 Tubes / Box | Stock | Box |

GEOGRID | Accessories



| Product | SKU | Coverage | Availability | Rolls / Pallet | Roll Weight |
|------------------------------------|----------|----------|---------------|----------------|-------------|
| Mirafi® 3XT - 6' x 150' - Uniaxial | 70201382 | 900 SqFt | Stock | 30 | 30kg / 67lb |
| Mirafi® 5XT - 6' x 300' - Uniaxial | 70201391 | 900 SqFt | Special Order | 15 | 70kg/154lb |



| Product | SKU | Coverage | Availability | Rolls / Pallet | Roll Weight |
|--|----------|----------|--------------|----------------|-------------|
| AB Reinforcement Grid 3' x 50' - Biaxial | 70209000 | 153 SqFt | Stock | 36 | 2.7kg / 6lb |
| AB Reinforcement Grid 4' x 50' - Biaxial | 70200321 | 198 SqFt | Stock | 36 | 3.6kg / 8lb |

SLEEVE-IT® SD-1 FENCE POST ANCHOR SYSTEM | Wall Accessories



PRODUCT INFORMATION

- Integrates stable fence footings into the support structure of retaining walls
- Maximizes usable real estate at the top of a retaining wall
- Shortens construction time for retaining walls with summit fencing.

| Product | SKU | Size | Availability | UOM | Weight |
|----------------|----------|---------------------|--------------|------|-------------|
| Sleeve-It SD-1 | 70201032 | 15.3 x 23.4 x 30.6" | Stock | Each | 2.7kg / 6lb |

WALL DRAIN PRO | Wall Accessories



| Product | SKU | Details | Availability | Units / Box | UOM |
|------------------------|----------|--|--------------|-------------|-----|
| Wall Drain Pro (Black) | 70669091 | Designed for blocks 8" or smaller - Snaps into 4" drain tile | Stock | 12 | Box |



YARDSCAPES

DEK BLOCK & DECK BLOCK ADJUSTER | Yardscapes



DECK
SUPPPORT



SHED
SUPPPORT

**NEW
PRODUCT**




DEK BLOCK PLUS

| Product | SKU | Units / Pallet | Availability | Pallet Weight | UOM |
|--|-----------|----------------|--------------|--------------------|------|
| 7.28 x 10.98 x 10.98" 185 X 279 X 279mm | 165500043 | 48 | Stock | 1069 kg 2358 lb | Each |

PRODUCT INFORMATION

- Accepts 4x4 or 6x6 post



DEK BLOCK

| Product | SKU | Units / Pallet | Availability | Pallet Weight | UOM |
|---------------------|----------|----------------|--------------|--------------------|------|
| Grey (12 x 12 x 8") | 12059028 | 48 | Stock | 1069 kg 2358 lb | Each |

PRODUCT INFORMATION

- Deck Block Adjuster makes leveling a deck easy. The steel insert fits the DEK Block and adjusts to the desired height.



DECK BLOCK ADJUSTER

| SKU | Units / Package | Availability | UOM |
|----------|-----------------|--------------|-----|
| 70669005 | 20 | Stock | Box |

PLANTER BLOCK | Yardscapes



BENCH/
SEAT WALL



RAISED
GARDEN



PLANTER
BLOCK

| Technical Data | |
|---------------------------|--|
| Dimensions (WxDxH) | 197 x 197 x 140 mm 7.7 x 7.7 x 5.5 inch |
| Unit of Measure | Each |
| Units / Pallet | 120 |
| Pallet Weight | 1328 kg / 2928 lbs |

| Colour | SKU | Availability |
|----------|----------|--------------|
| Tan | 16202686 | Stock |
| Charcoal | 16203881 | Stock |



Basic



Lattice



Tiered



Furniture


BELTIS FIRE PIT KIT | Yardscapes



BELTIS FIRE PIT KIT
WITH SPARK ARRESTOR
AND INSERT

| Technical Data | | Colour | SKU | Availability |
|-------------------------|-------------------------------|--------------|----------|--------------|
| Inside Diameter | 32 inch / 813 mm | Earth Blend | 12052855 | Stock |
| Outside Diameter | 43 inch / 1092 mm | Shadow Blend | 12052854 | Stock |
| Height | 12 inch / 305 mm | | | |
| Unit of Measure | Each | | | |
| Pallet Weight | 481 kg / 1060 lbs | | | |
| Components | Insert, spark arrestor, stone | | | |

MELVILLE™ FIRE PIT KIT | Yardscapes



MELVILLE
FIRE PIT KIT WITH SQUARE
SPARK ARRESTOR

| Technical Data | | Colour | SKU | Availability |
|-------------------------|-----------------------|----------|-----------|--------------|
| Inside Diameter | 30 inch / 762 mm | Charcoal | 127500055 | Stock |
| Outside Diameter | 50 inch / 1270 mm | Rio | 127500054 | Stock |
| Height | 12 inch / 305 mm | | | |
| Unit of Measure | Each | | | |
| Pallet Weight | 481 kg / 1060 lbs | | | |
| Components | Spark arrestor, stone | | | |

STACKSTONE® FIRE PIT KIT | Yardscapes



STACKSTONE®
FIRE PIT KIT

| Technical Data | | Colour | SKU | Availability |
|-------------------------|--------------------------|----------|----------|--------------|
| Inside Diameter | 25 inch / 635 mm | Charcoal | 12059514 | Stock |
| Outside Diameter | 41 inch / 1041 mm | Rustic | 12059520 | Stock |
| Height | 16 inch / 406 mm | | | |
| Unit of Measure | Each | | | |
| Pallet Weight | 481 kg / 1060 lbs | | | |
| Components | spark arrestor and stone | | | |


WESTON STONE PIT KIT | Yardscapes



WESTON STONE
FIRE PIT KIT WITH SQUARE
SPARK ARRESTOR

| Technical Data | |
|-------------------------|--------------------------|
| Inside Diameter | 28 inch / 711 mm |
| Outside Diameter | 44 inch / 1118 mm |
| Height | 12 inch / 305 mm |
| Unit of Measure | Each |
| Pallet Weight | 540 kg / 1190 lbs |
| Components | spark arrestor and stone |

| Colour | SKU | Availability |
|-----------|-----------|--------------|
| Charcoal | 127500067 | Stock |
| Rustic | 127500066 | Stock |
| Victorian | 127500056 | Stock |




WESTON STONE
FIRE PIT KIT WITH CLAM
SHELL SPARK ARRESTOR

| Technical Data | |
|-------------------------|--------------------------|
| Inside Diameter | 28 inch / 711 mm |
| Outside Diameter | 44 inch / 1118 mm |
| Height | 12 inch / 305 mm |
| Unit of Measure | Each |
| Pallet Weight | 540 kg / 1190 lbs |
| Components | spark arrestor and stone |

| Colour | SKU | Availability |
|-----------|-----------|--------------|
| Charcoal | 127500065 | Stock |
| Rustic | 127500064 | Stock |
| Victorian | 127500063 | Stock |

WESTON STONE SMOOTH PIT KIT | Yardscapes



WESTON STONE SMOOTH
FIRE PIT KIT WITH SQUARE
SPARK ARRESTOR

| Technical Data | |
|-------------------------|--------------------------|
| Inside Diameter | 28 inch / 711 mm |
| Outside Diameter | 44 inch / 1118 mm |
| Height | 12 inch / 305 mm |
| Unit of Measure | Each |
| Pallet Weight | 540 kg / 1190 lbs |
| Components | spark arrestor and stone |

| Colour | SKU | Availability |
|-----------|-----------|--------------|
| Charcoal | 127500062 | Stock |
| Rustic | 127500061 | Stock |
| Victorian | 127500060 | Stock |

BBQ BLOCK | Yardscapes



BBQ BLOCK

| Technical Data | |
|---------------------------|--|
| Dimensions (WxDxH) | 300 x 93 x 100 mm 24 x 3.6 x 8 inch |
| Unit of Measure | Each |
| Units / Pallet | 72 |
| Pallet Weight | 1243 kg / 2741 lbs |

| Colour | SKU | Availability |
|--------|----------|--------------|
| Grey | 12059475 | Stock |
| Red | 12059476 | Stock |



BBQ BLOCK FIRE PIT

PRODUCT INFORMATION


- 7 blocks per row are required.
- 24" inside diameter
- BBQ Block Fire Pit is not available as a kit. Block and spark arrestor sold separately.

SPARK ARRESTORS | Yardscapes



24" BBQ SPARK ARRESTOR

| Colour | SKU | Availability |
|-----------|----------|--------------|
| Unpainted | 70669002 | Stock |



25" STACKSTONE® SPARK ARRESTOR

| Colour | SKU | Availability |
|-----------|----------|--------------|
| Unpainted | 70559226 | Stock |




32" BELTIS SPARK ARRESTOR

| Colour | SKU | Availability |
|--------|----------|--------------|
| Black | 70585010 | Stock |



32" BELTIS INSERT

| Colour | SKU | Availability |
|--------|----------|--------------|
| Black | 70580260 | Stock |



28" SQUARE SPARK ARRESTOR

| Colour | SKU | Availability |
|-----------|----------|--------------|
| Unpainted | 70551011 | Stock |

EDGERS | Yardscapes



STRATUS EDGER

| Technical Data | |
|---------------------------|-------------------------------------|
| Dimensions (WxDxH) | 300 x 80 x 80 mm 12 x 3 x 3 inch |
| Unit of Measure | Each |
| Units / Pallet | 320 |
| Pallet Coverage | 320 LF / 97.5 LM |
| Layers / Pallet | 8 |
| Pallet Weight | 1322 kg / 2914 lbs |

| Colour | SKU | Availability |
|--------------|----------|--------------|
| Shadow Blend | 14200003 | Stock |



ICON EDGER

| Technical Data | |
|---------------------------|--|
| Dimensions (WxDxH) | 300 x 93 x 100 mm 12 x 3.5 x 4 inch |
| Unit of Measure | Each |
| Units / Pallet | 200 |
| Pallet Coverage | 200 LF / 70 LM |
| Layers / Pallet | 5 |
| Pallet Weight | 1428 kg / 3148 lbs |

| Colour | SKU | Availability |
|----------|----------|--------------|
| Charcoal | 14209051 | Stock |
| Grey | 14209053 | Stock |



SOLAR SOLUTIONS

SOLAR SOLUTIONS



SOLAR SLAB

| Technical Data | |
|---------------------------|---|
| Dimensions (WxDxH) | 193 x 40 x 390 mm 7.625 x 1.57 x 15.3 inch |
| Unit of Measure | Each |
| Units / Pallet | 108 |
| Pallet Weight | 733 kg / 1616 lbs |

| Colour | SKU | Availability |
|--------|----------|--------------|
| Grey | 12056010 | Stock |



SOLAR BLOCK
(90 / PALLET)

| Technical Data | |
|---------------------------|--|
| Dimensions (WxDxH) | 193 x 90 x 390 mm 7.625 x 3.5 x 15.3 inch |
| Unit of Measure | Each |
| Units / Pallet | 90 |
| Pallet Weight | 1288 kg / 2840 lbs |


| Colour | SKU | Availability |
|--------|----------|--------------|
| Grey | 32317015 | Stock |



SOLAR BLOCK
(30 / PALLET)

| Technical Data | |
|---------------------------|--|
| Dimensions (WxDxH) | 193 x 90 x 390 mm 7.625 x 3.5 x 15.3 inch |
| Unit of Measure | Each |
| Units / Pallet | 30 |
| Pallet Weight | 444 kg / 980 lbs |

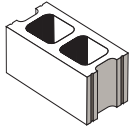
| Colour | SKU | Availability |
|--------|----------|--------------|
| Grey | 32317699 | Stock |





MASONRY / BAGGED PRODUCT

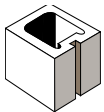
MASONRY BLOCK



20CM MASONRY BLOCK

| Technical Data | |
|---------------------------|------------------------------------|
| Dimensions (WxDxH) | 190 x 190 x 390 8 x 8 x 16 inch |
| Unit of Measure | Each |
| Units / Pallet | 90 |
| Pallet Weight | 1482 kg / 3268 lbs |

| Colour | SKU | Availability |
|--------|----------|--------------|
| Grey | 30169127 | Stock |



20CM HALF SASH MASONRY BLOCK

| Technical Data | |
|---------------------------|-----------------------------------|
| Dimensions (WxDxH) | 190 x 190 x 190 8 x 8 x 8 inch |
| Unit of Measure | Each |
| Units / Pallet | 150 |
| Pallet Weight | 1178 kg / 2596 lbs |

| Colour | SKU | Availability |
|--------|----------|--------------|
| Grey | 30159165 | Stock |

SAKRETE BAGGED PRODUCT

| Product | Bag (kg) | Pallet Weight (kg) | SKU | Bags / Pallet | Availability | Note |
|----------------------------|----------|--------------------|----------|---------------|--------------|-------------------|
| Sakrete Concrete Mix | 25 | 1425 | 65209001 | 56 | Stock | FULL PALLETS ONLY |
| Mortar Tek Type S Mix | 30 | 1465 | 65709004 | 48 | Stock | FULL PALLETS ONLY |
| Sakrete Rapid Post | 25 | 1425 | 65709011 | 56 | Stock | FULL PALLETS ONLY |
| Sakrete Sand (Topping Mix) | 25 | 1425 | 65709012 | 56 | Stock | FULL PALLETS ONLY |
| Sakrete Play Sand | 25 | 1425 | 40109011 | 56 | Stock | FULL PALLETS ONLY |
| Sacking & Parging Mix | 25 | 1425 | 65709006 | 56 | Stock | FULL PALLETS ONLY |

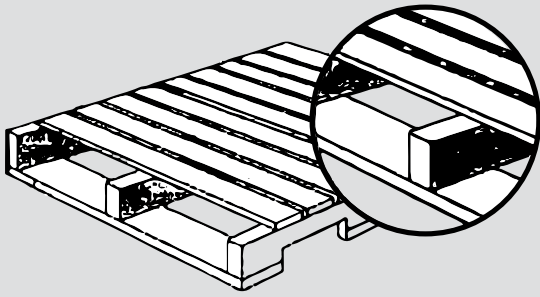


LAFARGE BAGGED PRODUCT

| Bagged Product | Bag (kg) | Pallet Weight (kg) | SKU | Bags / Pallet | Availability | Note |
|-------------------------|----------|--------------------|----------|---------------|--------------|-------------------|
| Portland Cement Type GU | 20 | 1436 | 65159008 | 72 | Stock | FULL PALLETS ONLY |
| Mortar Cement Type S | 17 | 1221 | 65159007 | 72 | Stock | FULL PALLETS ONLY |

Pallet Return Guide

You will be charged a deposit on all pallets sold in conjunction with Products of \$35. A credit of \$35 per pallet will be issued only for pallets that are returned in usable or saleable condition. Damaged pallets are defined as pallets with two or more boards and/or one stringer missing or broken. You are responsible for managing empty pallets on job sites and transporting empty pallets to Oldcastle APG Canada West. Accepted pallets are limited to Abbotsford, Expocrete, Oldcastle, Basalite and Sakrete branded pallets only.

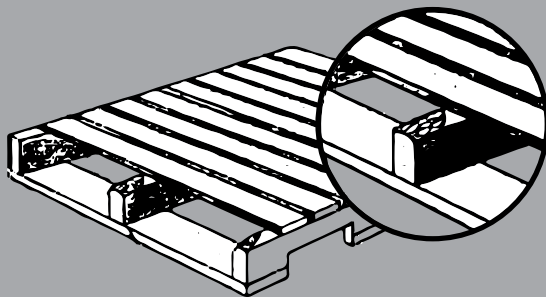
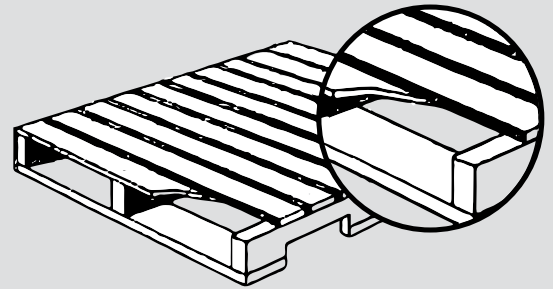


Returnable Pallet

Missing board, but stringers are still intact

Returnable Pallet

Broken board, but stringers are still intact

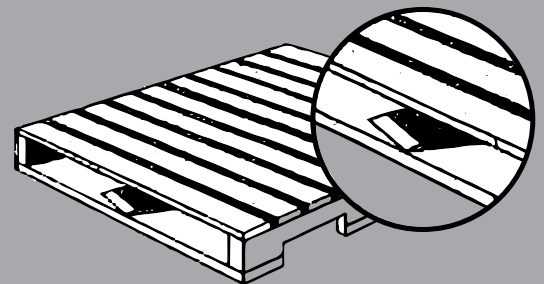


Unreturnable Pallet

Stringers have broken ends.

Unreturnable Pallet

Stringers are broken





COLOUR GUIDE

PAVERS & SLABS



NATURAL



GREY



SHADED GREY*



DARK GREY



WHITE*



TOFINO GREY*



SCANDINA GREY*



MOUNTAIN ASH*



CHARCOAL/MIDNIGHT*



SHADOW BLEND



VICTORIAN*



COPPER CANYON*



IRON BAY*



SEPIA*



SANDALWOOD*



RUSTIC



EARTH BLEND



UMBER*



BROOKLYN*



TEAK*



RED

Important Information

» Colour availability will vary by product.



DuraFusion* fuses a top layer of rich pigments. The result is a richness and purity of colour that is sleek and vibrant.

WALLS



Important Information

» Colour availability will vary by product.



Durafusion* fuses a top layer of rich pigments. The result is a richness and purity of colour that is sleek and vibrant.

MIRAGE

Glocal



  IDEAL
GC 03



 TYPE
GC 04



 CLASSIC
GC 05



 ABSOLUTE
GC 06

Noon



DAYLIGHT NN01



EMBER NN02



HONEY NN03

Silverlake



 MORITZ
SK 03 ST



 NEMI
SK 04 ST



 MORO
SK 05 ST

MIRAGE

Verona



 BLUE STONE
VR 01 ST



 YUKON
VR 03 ST

Ardesie



 AFRICAN STONE
AD 03 NAT

Na.Me



 LUMNEZIA
NE 21 ST



 GRIS BELGE
NE 31 ST



APPLICATION GUIDE

PAVERS | Application Guide



| Product | Finish | Thickness (mm) | Patio / Pool Deck / Walkway | Driveway | Plaza / Commercial | Vehicular Traffic | Parking Lot | Permeable | Machine Placed |
|-------------------|----------|----------------|-----------------------------|----------|--------------------|-------------------|-------------|-----------|----------------|
| AquaLine Standard | Smooth | 80 | ✓ | ✓ | ✓ | ✓ | ✓ | ✓ | |
| Basalt | Textured | 60 | ✓ | | | | | | |
| Belgian Cobble | Smooth | 60 | ✓ | | | | | | |
| Brooklyn | Textured | 60 | ✓ | ✓ | | | | | |
| Charlestone | Textured | 60 | ✓ | ✓ | | | | | |
| Cobble | Smooth | 60 | ✓ | ✓ | | | | | |
| Dimensions6 | Smooth | 60 | ✓ | ✓ | | | | | |
| Dimensions12 | Smooth | 60 | ✓ | ✓ | | | | | |
| Dimensions12 | Smooth | 80 | ✓ | ✓ | ✓ | | | | |
| Dimensions18 | Smooth | 60 | ✓ | | | | | | |
| Dimensions 3x3 | Smooth | 60 | ✓ | ✓ | | | | | |
| Dimensions 3x9 | Smooth | 60 | ✓ | ✓ | | | | | |
| Dimensions 6x6 | Smooth | 60 | ✓ | ✓ | | | | | |
| Dimensions 6x12 | Smooth | 60 | ✓ | ✓ | | | | | |
| Dimensions 6x12 | Smooth | 80 | ✓ | ✓ | ✓ | | | | |
| Dimensions 12x24 | Smooth | 60 | ✓ | | | | | | |
| Dimensions 24x24 | Smooth | 60 | ✓ | | | | | | |
| Empire | Textured | 60 | ✓ | ✓ | | | | | |
| Flagstone | Textured | 60 | ✓ | | | | | | |
| Hexagon12 | Smooth | 60 | ✓ | ✓ | | | | | |
| Holland 60 | Smooth | 60 | ✓ | ✓ | | | | | |
| Mega-Libre | Textured | 60 | ✓ | ✓ | | | | | |
| Origins6 | Textured | 60 | ✓ | ✓ | | | | | |
| Origins12 | Textured | 60 | ✓ | ✓ | | | | | |
| Origins12 | Textured | 80 | ✓ | ✓ | | | | | |
| Origins18 | Textured | 60 | ✓ | ✓ | | | | | |
| Origins 3x3 | Textured | 60 | ✓ | ✓ | | | | | |
| Origins 6x12 | Textured | 60 | ✓ | ✓ | | | | | |
| Papyrus | Textured | 60 | ✓ | ✓ | | | | | |

PAVERS | Application Guide



| Product | Finish | Thickness (mm) | Patio / Pool Deck / Walkway | Driveway | Plaza / Commercial | Vehicular Traffic | Parking Lot | Permeable | Machine Placed |
|------------------|------------|----------------|-----------------------------|----------|--------------------|-------------------|-------------|-----------|----------------|
| River Rock | Textured | 80 | ✓ | ✓ | ✓ | | | | ✓ |
| River Rock Grana | Smooth | 80 | ✓ | ✓ | ✓ | | | | ✓ |
| Roman Euro | Smooth | 60 | ✓ | ✓ | | | | | |
| Turfstone | Smooth | 80 | | ✓ | ✓ | ✓ | ✓ | ✓ | |
| Villa Stone | Pillow Top | 60 | ✓ | ✓ | | | | | |
| VS5-88 | Smooth | 88 | | ✓ | ✓ | ✓ | ✓ | | ✓ |
| VS5-108 | Smooth | 108 | | ✓ | ✓ | ✓ | ✓ | | ✓ |

SLABS | Application Guide



| Product | Finish | Thickness (mm) | Patio | Walkway | Pool Deck | Balcony / Roof Top | Pedestal Application |
|----------------------------|------------------|-----------------|-------|---------|-----------|--------------------|----------------------|
| Architectural Slabs | | | | | | | |
| Cortez | Smooth | 50 | ✓ | ✓ | ✓ | ✓ | |
| New York | Textured | 50 | ✓ | ✓ | ✓ | ✓ | |
| Texada Hydrapressed | Light Shot Blast | 50 (40mm 18x18) | ✓ | ✓ | ✓ | ✓ | ✓ |
| Paving Slabs | | | | | | | |
| Diamond | Diamond | 45 | ✓ | ✓ | | | |
| Exposed Slabs | Exposed | 45 | ✓ | ✓ | | | |
| Kingston 16x16 Slab | Smooth | 44 | ✓ | ✓ | | | |
| Quadral Slab | Textured | 50 | ✓ | ✓ | ✓ | | |
| Round Slab 12" | Smooth | 45 | | ✓ | | | |
| Saranak Slab | Textured | 50 | ✓ | ✓ | ✓ | | |

WALLS | Application Guide

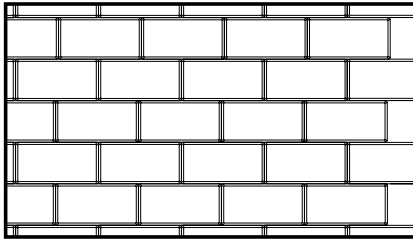


| Product | Finish | Garden Wall | Free Standing | Retaining Wall | Engineered | 2 Sided Finish | Flower Bed / Tree Well | Courtyard / Wall | Fire Pit | Pillar | Outdoor Kitchen | Stairs |
|-----------------|------------|-------------|---------------|----------------|------------|----------------|------------------------|------------------|----------|--------|-----------------|--------|
| AB Classic | Split Face | ✓ | | ✓ | ✓ | | | | | | | ✓ |
| AB Metropolitan | Smooth | ✓ | | ✓ | ✓ | | | | | | | ✓ |
| Melville Wall | Smooth | ✓ | ✓ | | | ✓ | ✓ | ✓ | ✓ | | | |
| Pisa2 | Split Face | ✓ | | ✓ | ✓ | | | | | | | ✓ |
| SienaStone | Split Face | ✓ | | ✓ | ✓ | | | | | | | ✓ |
| StackStone | Split Face | ✓ | ✓ | | | ✓ | ✓ | ✓ | ✓ | ✓ | ✓ | ✓ |
| Tandem Ashlar | Textured | ✓ | ✓ | ✓ | ✓ | ✓ | ✓ | ✓ | ✓ | ✓ | ✓ | ✓ |
| Tandem Melville | Smooth | ✓ | ✓ | ✓ | ✓ | ✓ | ✓ | ✓ | ✓ | ✓ | ✓ | ✓ |
| Weston Stone | Tumbled | ✓ | ✓ | | | ✓ | ✓ | ✓ | ✓ | ✓ | ✓ | ✓ |

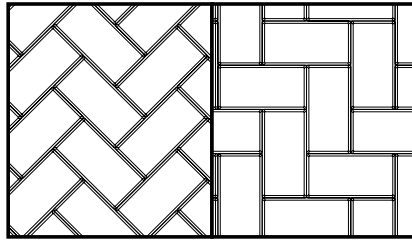


INSTALLATION PATTERNS

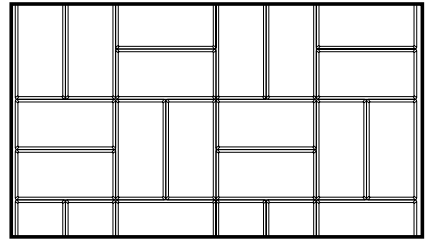
AQUALINE



OFFSET RUNNER PATTERN




45° & 90° HERRINGBONE

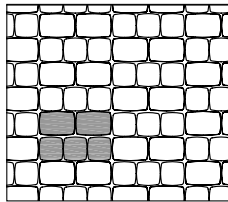


PARQUET

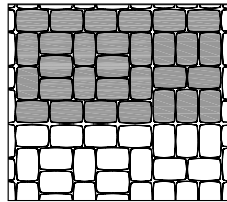
COBBLE




HERRINGBONE
475 - 4.5 x 7




SHORT STACK BOND
232 - 4 x 7
348 - 4.5 x 4.5



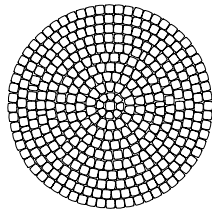
DOUBLE STACK BOND
475 - 4 x 7



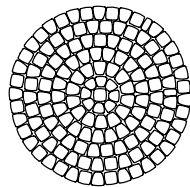
LONG STACK BOND
232 - 4 x 7
348 - 4.5 x 4.5



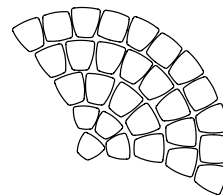
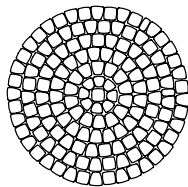
RUNNING BOND
278 - 4 x 7
278 - 4.5 x 4.5



7' CIRCLE KIT

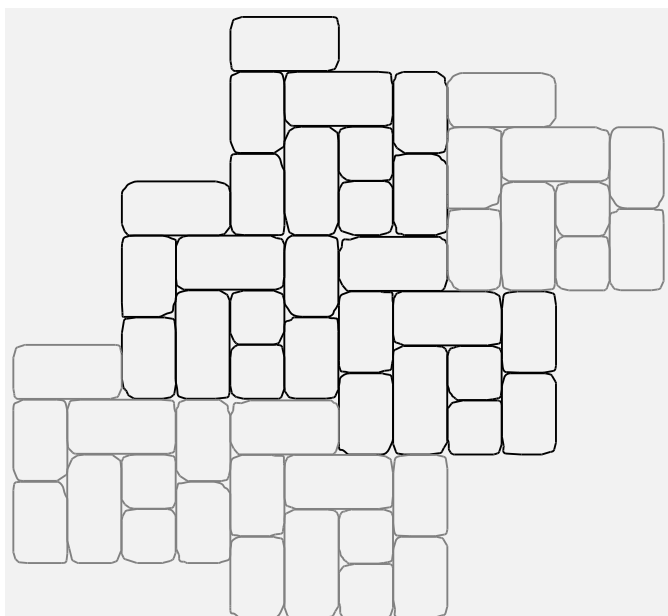


2 - 5' CIRCLES

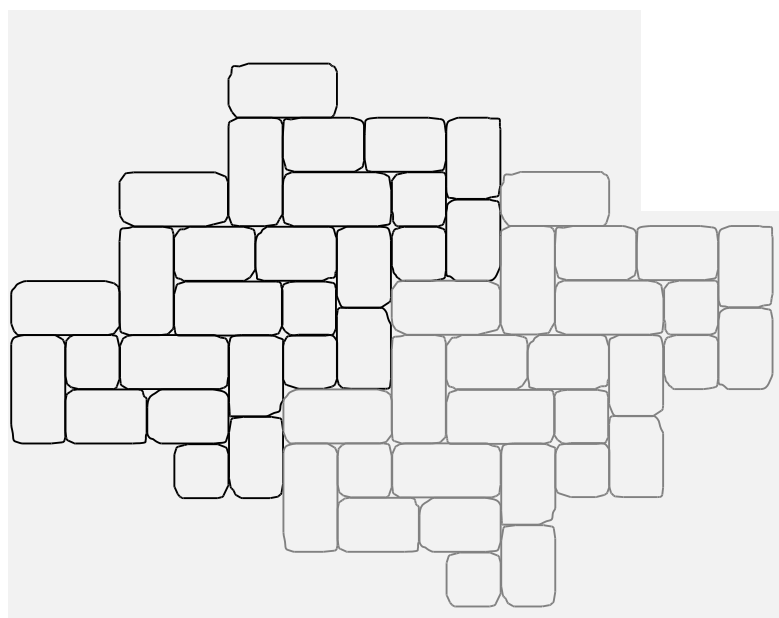
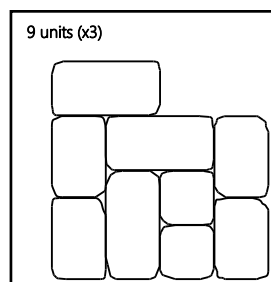


FAN PATTERN

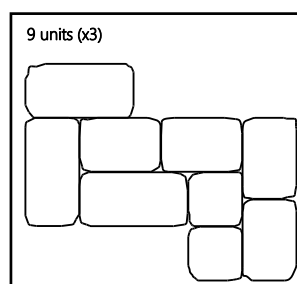
CHARLESTONE



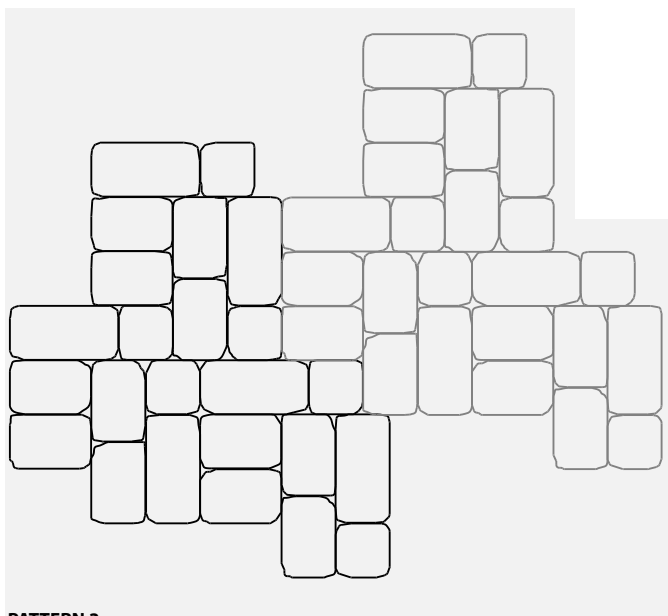
PATTERN 1



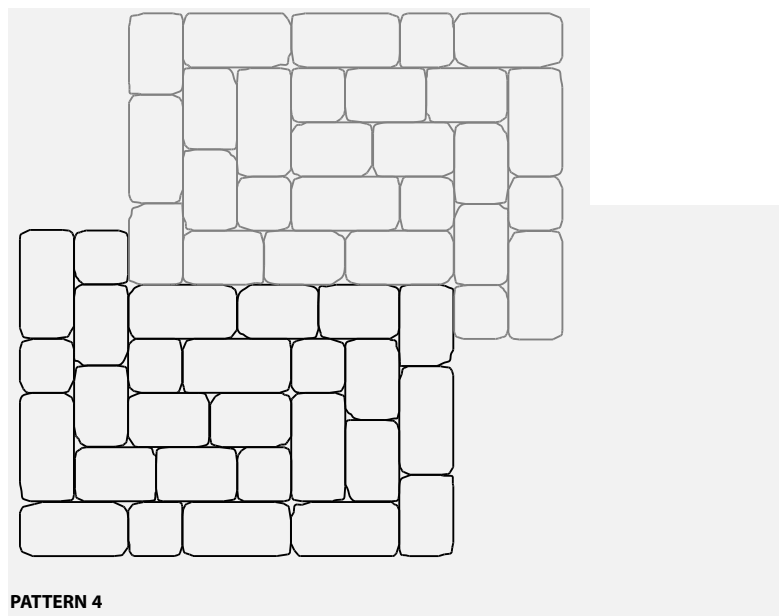
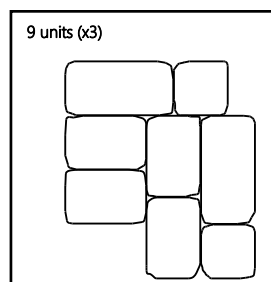
PATTERN 2



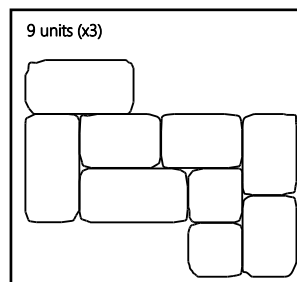
CHARLESTONE



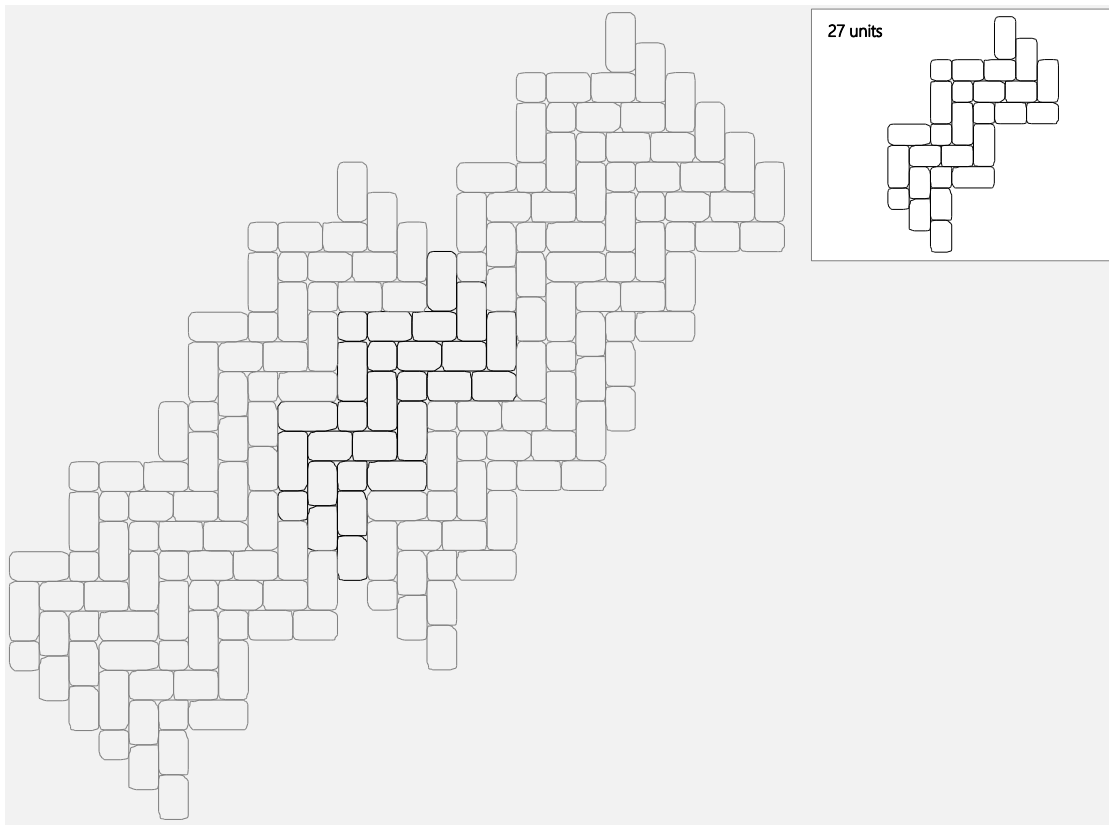
PATTERN 3



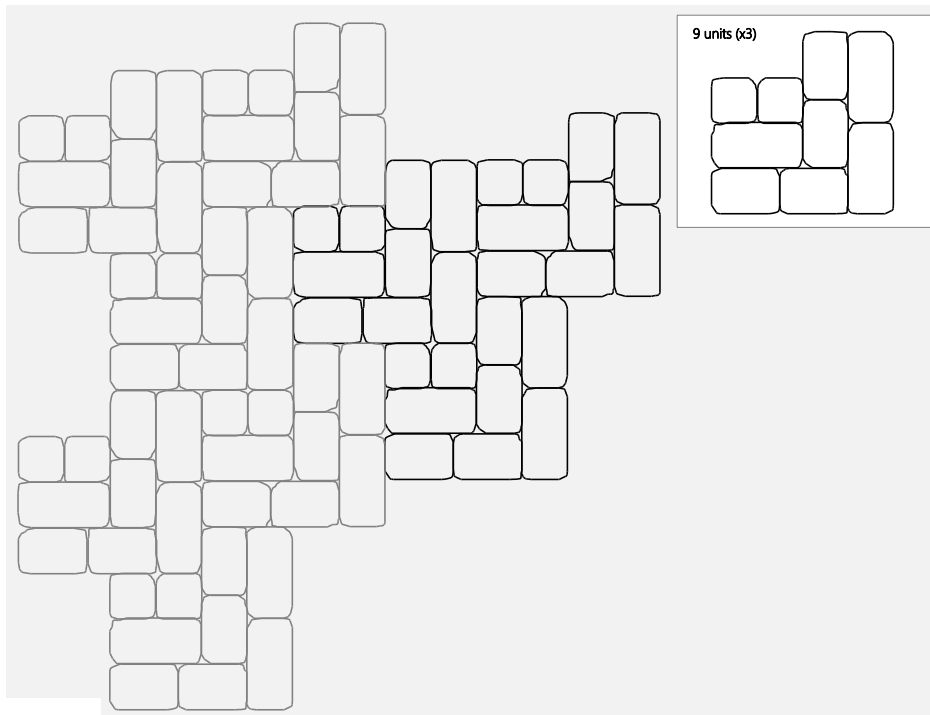
PATTERN 4



CHARLESTONE

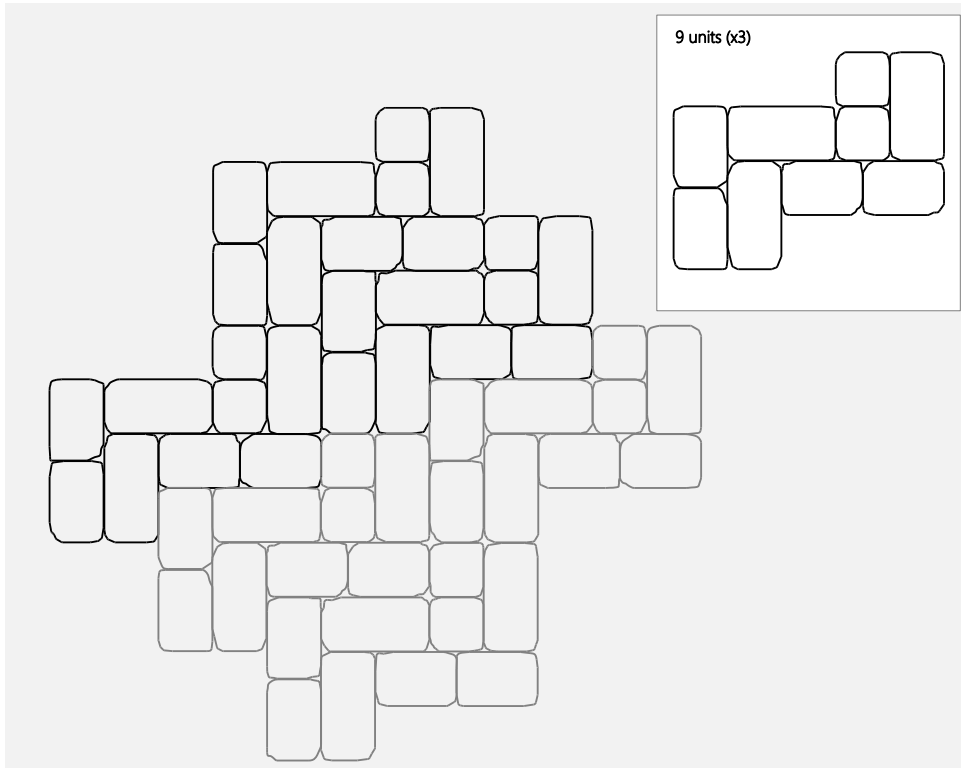


PATTERN 5

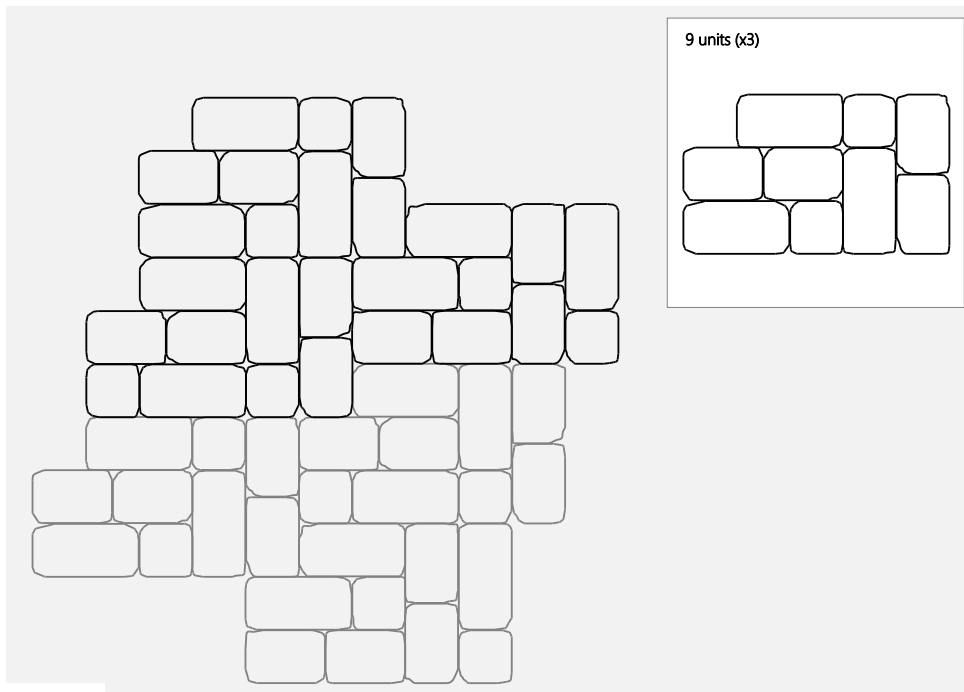


PATTERN 6

CHARLESTONE




PATTERN 7




PATTERN 8


DIMENSIONS / ORIGINS 6 & 12



PATTERN A




PATTERN B




PATTERN C


DIMENSIONS 18 / BASALT / PAPYRUS



PATTERN A




PATTERN B

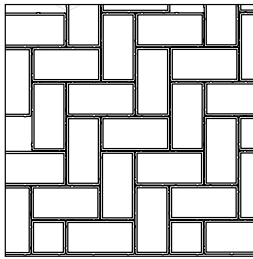


PATTERN C

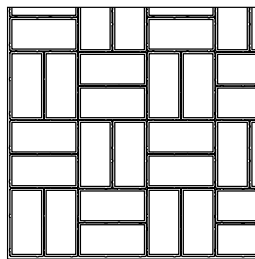
HEXAGON / HALF HEXAGON




HOLLAND STONE



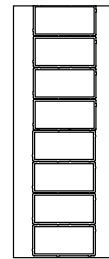
PATTERN 1 - HERRINGBONE
Holland 4x8



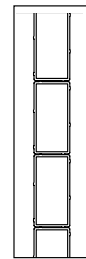
PATTERN 2 - PARQUET
Holland 4x8



PATTERN 3 - RUNNING
BOND
133 - Holland 4x8

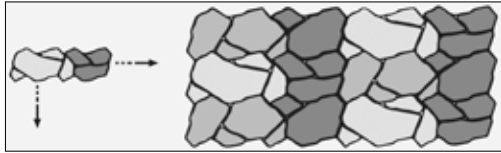


SOLDIER
COURSE

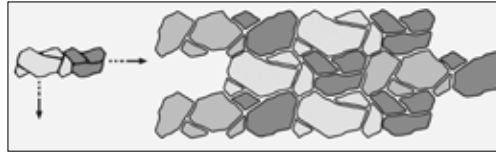


RUNNING
BOND
BORDER

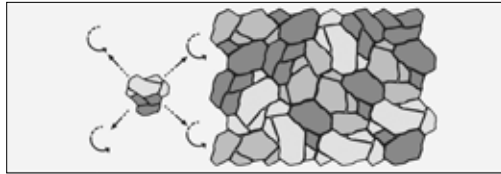
MEGA-LIBRE



STACK BOND




RUNNING BOND




RANDOM BOND

RIVER ROCK




PATTERN 1

64 - 5.7 x 11
32 - 11 x 11
32 - 15 x 17



PATTERN 1


64 - 5.7 x 11
32 - 11 x 11
32 - 15 x 17



PATTERN 1


64 - 5.7 x 11
32 - 11 x 11
32 - 15 x 17

ROMAN EURO




RUNNING BOND

185 - 6 x 6
185 - 6 x 7




HERRINGBONE

343 - 6 x 7



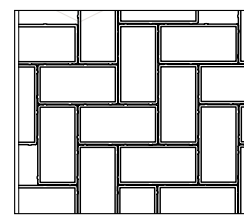
RUNNING BOND 6x9

267 - 6 x 9



HERRINGBONE 6x9

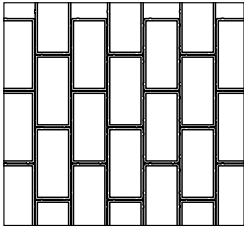
283 - 6 x 9




HERRINGBONE 4x8

450 - 4 x 8

ROMAN EURO




RUNNING BOND 4x8



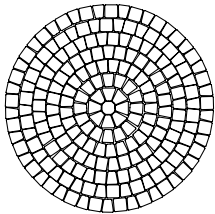
PATTERN 2

105 - 6x9
105 - 6x7
112 - 6x6

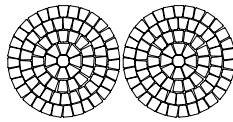


PATTERN 3

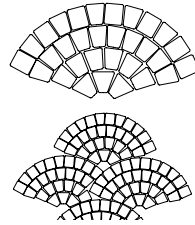
195 - 6x9
115 - 6x6



CIRCLE KIT



2 CIRCLES

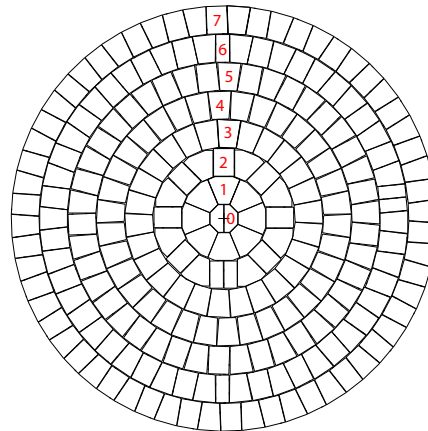


FAN PATTERN

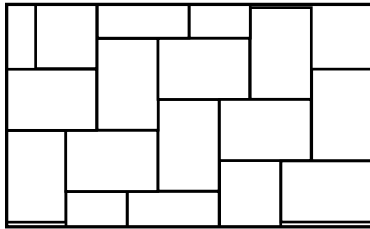
VILLA STONE

| Circle Row | Circle Diam. cm | Circle Diam. Inch | Center Stone | Small Circle | Large Circle | Half Stone | Three Quarter |
|------------|-----------------|-------------------|--------------|--------------|--------------|------------|---------------|
| 7 | 242 | 95 | | | 30 | | 30 |
| 6 | 210 | 82 | | | 26 | 4 | 23 |
| 5 | 178 | 70 | | | 21 | | 21 |
| 4 | 145 | 57 | | | 34 | | |
| 3 | 113 | 45 | | | 26 | | |
| 2 | 81 | 32 | | 8 | | 2 | 7 |
| 1 | 49 | 19 | | 8 | | | |
| 0 | 16 | 6 | 2 | | | | |

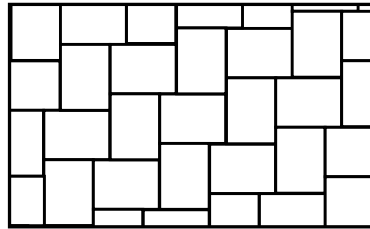
To add more rows to your circle, simply use Type 3 pavers.



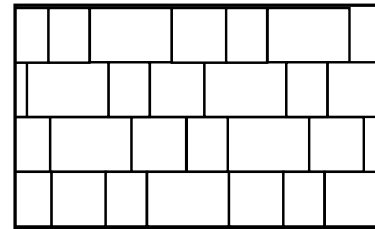
VILLA STONE



Type 1 - 90° Basket Weave



Type 3 - 90° Basket Weave




TYPE 1, 2 & 3 - RUNNER BOND

The Villa Stone Offset Runner Bond and Random Cobble patterns use an equal number of Type 1, Type 2 and Type 3 pieces.

Type 1 - 46%; Type 2 - 31%; Type 3 - 23%


TURFSTONE



PATTERN 1

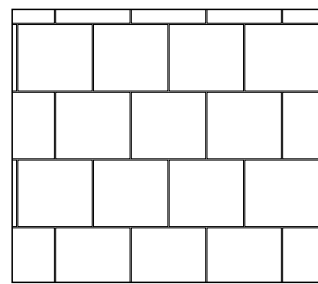
39 - Turfstone

VS5 SERIES



HERRINGBONE

206 - 150 x300



RUNNING BOND


206- 150x300
103 - 300x300



CALCULATION GUIDE



The following calculation example can be used for all non-modular paving stone products.



Cobble 4.5 x 7



Cobble 4.5 x 4.5



Cobble Circle Kit



TO ALLOW FOR CUTS

CALCULATION GUIDE EXAMPLE

| PRODUCT | UNITS/PALLET | SQFT/PALLET | PAVER COVERAGE | PROJECT AREA | SQFT OF AREA | PIECES REQUIRED | PALLETS REQUIRED |
|------------------|--------------|-------------|----------------|--------------|--------------|-----------------|------------------|
| COBBLE 4.5 x 7 | 560 | 119 | 4.7 / SqFt | 10' x 20' | 200 | 940 | 1.67 |
| COBBLE 4.5 x 4.5 | 840 | 119 | 7.05 / SqFt | 10' x 20' | 200 | 1410 | 1.68 |



CALCULATION EXAMPLE

COBBLE CALCULATION - 10' X 20'

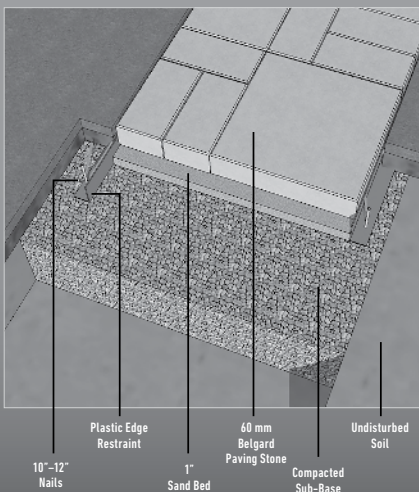
1. Calculate total project area: 10 x 20 = 200 SqFt
2. Calculate pavers (Cobble 4.5 x 7) required: 200 x 4.7 = 940 pavers
3. Calculate pavers (Cobble 4.5 x 4.5) required: 200 x 7.05 = 1410 pavers pavers



CONVERSION

SQUARE FEET TO SQUARE METRE CONVERSION

1. Divide total SqFt area by 10.7639
2. E.G - 200 ÷ 10.7639 = 18.58 SqM



Preparation

Belgard Paving Stones
 Sand
 Gravel Base (compacted)

Pedestrians
 (walkways, patios)

Light Vehicles
 (driveways)

2.4"

2.4"

1"

1"

4"-6"

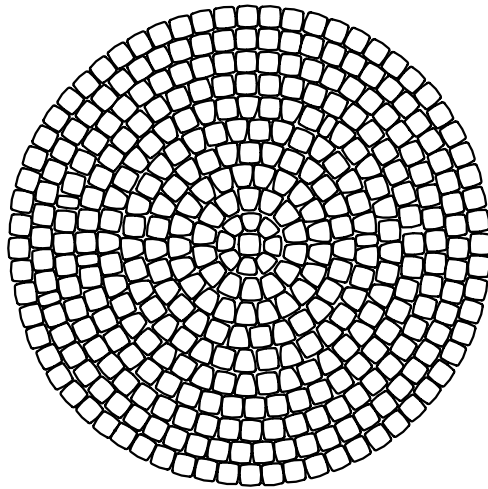
8"-12"

Calculation for base materials:

Length x Width ÷ 80 = cubic yards needed per 4 inch compacted gravel depth.

Length x Width ÷ 120 = cubic yards needed for 1 inch bedding sand.

Cobble Circle Calculation



BUNDLE COVERAGE: 4.4m² or 47ft²

- 148 Cobble 4.5x4.5 pavers
- 192 Large Cobble Circle pavers
- 16 Small Cobble Circle pavers
- Makes approximately one 7' diameter circle or two 5' diameter circles.

CALCULATION GUIDE - 16' Diameter Circle

To determine the amount of product required for a 16' diameter circle:

- Find the total area of the circle by multiplying radius x radius x 3.14. Radius is equal to the distance from the center of the circle to the perimeter of the circle. - $8 \times 8 \times 3.14 = 201\text{ft}^2$
- Deduct the square footage of a Cobble Circle bundle from the total square footage. - $201\text{ft}^2 - 47\text{ft}^2 = 154\text{ft}^2$ of product needed to complete the circle.
- The remaining square footage can be filled in with Cobble 4.5x7 and Cobble 4.5x4.5 pavers or a combination of both.

CALCULATION GUIDE - Borders

To find the distance around a circle for a border:

- Multiply the diameter by 3.14 - $16 \times 3.14 = 50.24$ lineal feet
- Multiply the lineal feet by 12 to convert to inches, then divide by the width or length of the stone being used for the border - $50.24 \times 12 = 602.88" \div 4.52 = 133.3$ pavers



Cobble Circle Calculation

| Approximate Diameter | Square Feet | Circles Using Cobble 4.5x4.5 |
|----------------------|-------------|---|
| 7' | 38.4 | 1 Bundle Cobble Circle |
| 8' | 50.24 | 1 Bundle Cobble Circle 1 Layer Cobble 4.5x4.5 |
| 9' | 63.58 | 1 Bundle Cobble Circle 2 Layers Cobble 4.5x4.5 |
| 10' | 78.5 | 1 Bundle Cobble Circle 3 Layers Cobble 4.5x4.5 |
| 11' | 95 | 1 Bundle Cobble Circle 5 Layers Cobble 4.5x4.5 |
| 12' | 113 | 1 Bundle Cobble Circle 6 Layers Cobble 4.5x4.5 |
| 13' | 132.6 | 1 Bundle Cobble Circle 8 Layers Cobble 4.5x4.5 |
| 14' | 153.8 | 1 Bundle Cobble Circle 1 Bundle Cobble 4.5x4.5 |
| 15' | 176.6 | 1 Bundle Cobble Circle 1 Bundle Cobble 4.5x4.5 2 Layers Cobble 4.5x4.5 |
| 16' | 200.9 | 1 Bundle Cobble Circle 1 Bundle Cobble 4.5x4.5 4 Layers Cobble 4.5x4.5 |
| 17' | 226.8 | 1 Bundle Cobble Circle 1 Bundle Cobble 4.5x4.5 6 Layers Cobble 4.5x4.5 |
| 18' | 254 | 1 Bundle Cobble Circle 1 Bundle Cobble 4.5x4.5 8 Layers Cobble 4.5x4.5 |
| 19' | 283.4 | 1 Bundle Cobble Circle 2 Bundles Cobble 4.5x4.5 |
| 20' | 314 | 1 Bundle Cobble Circle 2 Bundles Cobble 4.5x4.5 3 Layers Cobble 4.5x4.5 |

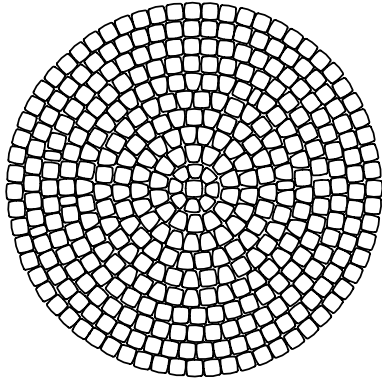


- CALCULATIONS ARE APPROXIMATE SQUARE FEET, INDIVIDUAL DESIGNS WILL VARY.
- Note: One Circle Bundle will build one circle approx. 7' in diameter OR two circles approx. 5' in diameter.
- 1 Layer of Cobble 4.5x4.5 = 84 pieces

Cobble Circle Calculation

BUNDLE COVERAGE: 4.4m² or 47ft²

Makes approximately one 7' diameter circle or two 5' diameter circles.



7' DIAMETER CIRCLE:

Starting at Centre Stone

CENTER: 1 square stone.

ROW # 1: 8 small circle stones.

ROW # 2: 14 large circle stones.

ROW # 3: 21 large circle stones.

ROW # 4: 13 large circle stones and 13 square stones.

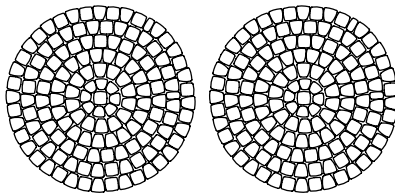
ROW # 5: 16 large circle stones and 17 square stones.

ROW # 6: 20 large circle stones and 20 square stones.

ROW # 7: 23 large circle stones and 23 square stones.

ROW # 8: 27 large circle stones and 26 square stones.

ROW # 9: 30 large circle stones and 30 square stones.



5' DIAMETER CIRCLE:

Starting at Centre Stone

CENTER: 1 square stone.

ROW # 1: 8 small circle stones.

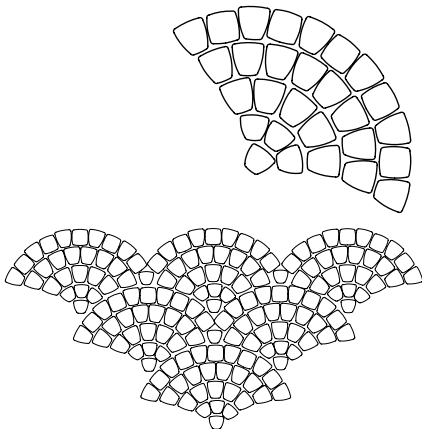
ROW # 2: 14 large circle stones.

ROW # 3: 21 large circle stones.

ROW # 4: 13 large circle stones and 13 square stones.

ROW # 5: 16 large circle stones and 17 square stones.

ROW # 6: 20 large circle stones and 20 square stones.



FAN PATTERN:

1 small circle stone.

25 large circle stones.

20 square stones.

Approximately 54" in width and 30" in length.

NOTE: Due to the manufacturing process there maybe extra stones left over.

Cobble Patio with StackStone Fire Pit

| Approximate Diameter | Square Feet | Circles Using Cobble 4.5x4.5 |
|----------------------|-------------|---|
| 12' | 113.04 | 1 Fire Pit Kit 1 Bundle Cobble 4.5x4.5 |
| 13' | 132.6 | 1 Fire Pit Kit 1 Bundle Cobble 4.5x4.5 1 Layer Cobble 4.5x4.5 |
| 14' | 153.8 | 1 Fire Pit Kit 1 Bundle Cobble 4.5x4.5 3 Layers Cobble 4.5x4.5 |
| 15' | 176.6 | 1 Bundle Cobble Circle 1 Bundle Cobble 4.5x4.5 5 Layers Cobble 4.5x4.5 |
| 16' | 200.9 | 1 Bundle Cobble Circle 1 Bundle Cobble 4.5x4.5 6 Layers Cobble 4.5x4.5 |
| 17' | 226.8 | 1 Bundle Cobble Circle 1 Bundle Cobble 4.5x4.5 9 Layers Cobble 4.5x4.5 |
| 18' | 254.3 | 1 Bundle Cobble Circle 2 Bundles Cobble 4.5x4.5 1 Layer Cobble |
| 19' | 283.4 | 1 Bundle Cobble Circle 2 Bundles Cobble 4.5x4.5 2 Layers Cobble |
| 20' | 314 | 1 Bundle Cobble Circle 2 Bundles Cobble 4.5x4.5 6 Layers Cobble 4.5x4.5 |

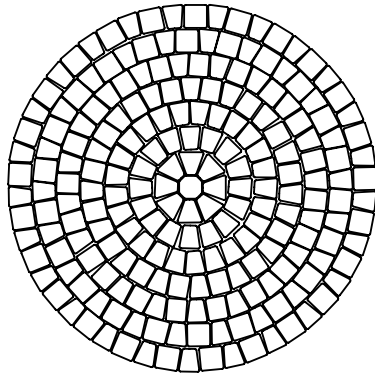


Roman Euro Circle Calculation



BUNDLE COVERAGE: 6.13m² or 66ft²

Makes approximately one 8.5' diameter circle or two 5' diameter circles. Circle package includes 6 layers.



8.5' DIAMETER CIRCLE:

Starting at Centre Stone

CENTER: 1 circle stone.

ROW # 1: 8 small wedge stones.

ROW # 2: 16 large wedge stones.

ROW # 3: 24 large wedge stones.

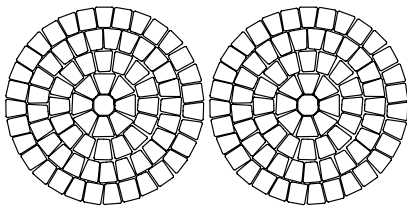
ROW # 4: 15 large wedge stones and 15 rectangle stones.

ROW # 5: 18 large wedge stones and 19 rectangle stones.

ROW # 6: 21 large wedge stones and 21 square stones.

ROW # 7: 24 large wedge stones and 24 square stones.

ROW # 8: 27 large wedge stones and 27 square stones.



5' DIAMETER CIRCLE:

Starting at Centre Stone

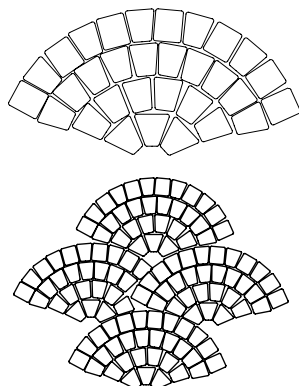
CENTER: 1 circle stone.

ROW # 1: 8 small wedge stones.

ROW # 2: 16 large wedge stones.

ROW # 3: 24 large wedge stones.

ROW # 4: 15 large wedge stones and 15 rectangle stones.



FAN PATTERN:

3 small circle stones.

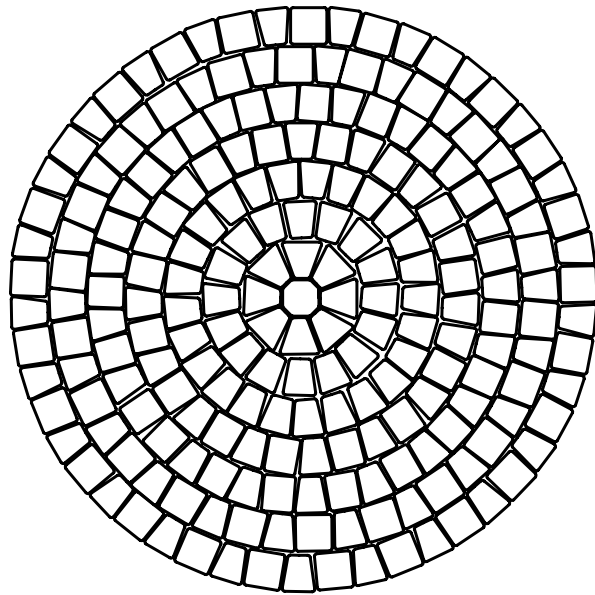
30 large wedge stones.

10 rectangle stones.

10 square stones.

Approximately 54" in width and 30" in length.

Roman Euro Circle Calculation



BUNDLE COVERAGE: 6.13m² or 66ft²

- 6 Circle pavers
- 18 Small Wedge pavers
- 36 Rectangle pavers
- 186 Large Wedge pavers
- 78 Square pavers
- Makes approximately one 8.5' diameter circle or two 5' diameter circles.

CALCULATION GUIDE - 16' Diameter Circle

To determine the amount of product required for a 16' diameter circle:

- Find the total area of the circle by multiplying **radius x radius x 3.14**. Radius is equal to the distance from the center of the circle to the perimeter of the circle. - $8 \times 8 \times 3.14 = 201\text{ft}^2$
- Deduct the square footage of a Roman Euro Circle bundle from the total square footage. - $201\text{ft}^2 - 66\text{ft}^2 = 135\text{ft}^2$ of product needed to complete the circle.
- The remaining square footage can be filled in with Roman Euro 6x6, Roman Euro 6x7 and Roman Euro 9x9 pavers or a combination of the 3 sizes.

CALCULATION GUIDE - Borders

To find the distance around a circle for a border:

- Multiply the diameter by 3.14 - $16 \times 3.14 = 50.24$ lineal feet
- Multiply the lineal feet by 12 to convert to inches, then divide by the width or length of the stone being used for the border -
 $50.24 \times 12 = 602.88" \div 6 = 100.48$ pavers

Roman Euro Circle Calculation

| Approximate Diameter | Square Feet | Stones |
|----------------------|-------------|---|
| 8.5' | 56.7 | 1 Bundle Roman Euro Circle Kit |
| 10' | 78.5 | 1 Bundle Roman Euro Circle Kit 2 Layers Roman Euro 6x6 |
| 11' | 95 | 1 Bundle Roman Euro Circle Kit 3 Layers Roman Euro 6x6 |
| 12' | 113 | 1 Bundle Roman Euro Circle Kit 5 Layers Roman Euro 6x6 |
| 13' | 132.6 | 1 Bundle Roman Euro Circle Kit 7 Layers Roman Euro 6x6 |
| 14' | 153.8 | 1 Bundle Roman Euro Circle Kit 9 Layers Roman Euro 6x6 |
| 15' | 176.6 | 1 Bundle Roman Euro Circle Kit 1 Bundle Roman Euro 6x6 1 Layer Roman Roman Euro 6x6 |
| 16' | 200.9 | 1 Bundle Roman Euro Circle Kit 1 Bundle Roman Euro 6x6 3 Layers Roman Euro 6x6 |
| 17' | 226.8 | 1 Bundle Roman Euro Circle Kit 1 Bundle Roman Euro 6x6 5 Layers Roman Euro 6x6 |
| 18' | 254 | 1 Bundle Roman Euro Circle Kit 1 Bundle Roman Euro 6x6 7 Layers Roman Euro 6x6 |
| 19' | 283.4 | 1 Bundle Roman Euro Circle Kit 2 Bundles Roman Euro 6x6 |
| 20' | 314 | 1 Bundle Roman Euro Circle Kit 2 Bundles Roman Euro 6x6 3 Layers Roman Euro 6x6 |



Makes approximately one 8.5' diameter circle or two 5' diameter circles.
Circle package includes 6 layers. Due to the manufacturing process there may be extra stones left over.

Roman Euro Circle Calculation

| Approximate Diameter | Square Feet | Circles Using Roman Euro 6x6 |
|----------------------|-------------|---|
| 12' | 113.04 | 1 Fire Pit Kit 1 Bundle Roman Euro 6x6 |
| 13' | 132.6 | 1 Fire Pit Kit 1 Bundle Roman Euro 6x6 1 Layer Roman Euro 6x6 |
| 14' | 153.8 | 1 Fire Pit Kit 1 Bundle Roman Euro 6x6 3 Layers Roman Euro 6x6 |
| 15' | 176.6 | 1 Fire Pit Kit 1 Bundle Roman Euro 6x6 5 Layers Roman Euro 6x6 |
| 16' | 200.9 | 1 Fire Pit Kit 1 Bundle Roman Euro 6x6 7 Layers Roman Euro 6x6 |
| 17' | 226.8 | 1 Fire Pit Kit 2 Bundles Roman Euro 6x6 |
| 18' | 254.3 | 1 Fire Pit Kit 2 Bundles Roman Euro 6x6 2 Layers Roman Euro 6x6 |
| 19' | 283.4 | 1 Fire Pit Kit 2 Bundles Roman Euro 6x6 5 Layers Roman Euro 6x6 |
| 20' | 314 | 1 Fire Pit Kit 2 Bundles Roman Euro 6x6 7 Layers Roman Euro 6x6 |



NOTE: When using the Roman Euro 6x6 around the fire pit, the first 3 rows of Roman Euro will have slightly large joints than normal. The joints will narrow with successive rows.



Be sure to follow installation instructions for each retaining and garden wall product.




StackStone
Standard



StackStone
Tight Radius



StackStone
Corner



StackStone
Cap



TO ALLOW
FOR CUTS

CALCULATION GUIDE EXAMPLE

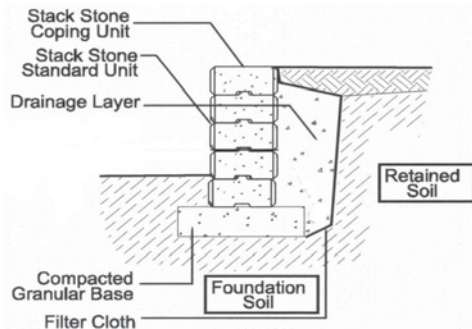
| PRODUCT | UNITS/ PALLET | SQFT/ PALLET | WALL COVERAGE | PROJECT AREA | SQFT OF AREA | PIECES REQUIRED | PALLETS REQUIRED |
|---------------|------------------|-----------------|------------------|-----------------|-----------------|--------------------|---------------------|
| STANDARD UNIT | 150 | 30 | 5 / SqFt | 1' x 22' | 22 | 76 | .5 |
| COPING UNIT | 150 | | 1.7 / LF | 1' x 22' | 22 | 38 | .25 |




CALCULATION
EXAMPLE

STACKSTONE CALCULATION - 10' X 20'

1. Calculate total project area: $1 \times 22 = 22$ SqFt
2. Convert the length and height to inches ($22 \times 12 = 264$ square inches)
3. Divide 264 by the average width of a Standard Unit ($264 \div 7 = 37.7$ pieces per row)
4. Based on the height of the block (4"), two rows of Standard units and one row of coping units are required - 76 Standard / 38 Coping
5. Starter units may be needed to stagger the joints. Approximately 2pcs for every second row.



 The following calculation example can be used for all paving slab products.



CORTEZ 24x24 Slab



TO ALLOW FOR CUTS

| CALCULATION GUIDE EXAMPLE | | | | | | |
|---------------------------|--------------|-------------|---------------|--------------|--------------|-----------------|
| PRODUCT | UNITS/PALLET | SQFT/PALLET | SLAB COVERAGE | PROJECT AREA | SQFT OF AREA | PIECES REQUIRED |
| 24x24 CORTEZ SLAB | 22 | 88 | 4 SqFt / Slab | 8' x 6' | 48 | 12 |



CALCULATION EXAMPLE

| SLAB CALCULATION - 8 X 6' |
|---|
| 1. Calculate total project area: $8 \times 6 = 48$ SqFt |
| 2. Convert 48 SqFt to pieces - divide total SqFt by Slab Coverage ($48 \div 4 = 12$ slabs) |



Saranak Slab
16x24




TO ALLOW FOR CUTS

| CALCULATION GUIDE EXAMPLE | | | | | | |
|---------------------------|--------------|-------------|------------------|--------------|--------------|-----------------|
| PRODUCT | UNITS/PALLET | SQFT/PALLET | SLAB COVERAGE | PROJECT AREA | SQFT OF AREA | PIECES REQUIRED |
| SARANAK SLAB 16x24 | 40 | 106.4 | 2.66 SqFt / Slab | 8' x 6' | 48 | 18 |



CALCULATION EXAMPLE

| SLAB CALCULATION - 8 X 6' |
|--|
| 1. Calculate total project area: $8 \times 6 = 48$ SqFt |
| 2. Convert 48 SqFt to pieces - divide total SqFt by Slab Coverage ($48 \div 2.66 = 18$ slabs) |



BELGARD
PAVES THE WAY

Oldcastle APG Canada West Sites Alberta

Acheson Manufacturing Centre

28234 Acheson Road
Acheson, AB T7X 6A9

Toll Free - 1.800.232.9443
Telephone - 780.962.4010
Fax - 780.960.3230



acheson.sales@oldcastle.com

Balzac Manufacturing Centre

260032 RR 291
Rockyview County, AB T4A 0T8

Toll Free - 800.279.3728
Fax - 866.664.3207



balzac.sales@oldcastle.com

We are proud members of the following associations:



NATIONAL
CONCRETE MASONRY
ASSOCIATION

