


# BELGARD®

Pro Consultation Guide





# WHY PROS CHOOSE BELGARD

## EXPERTISE

For over 25 years, Belgard has led the hardscape category with proven installation standards and training. Our Belgard Authorized Contractors and certified installers are backed with technical support and resources from takeoff to final walkthrough.

## QUALITY

Belgard pavers and walls are engineered for long-term performance and beauty to reduce call-backs. Every product is backed by a transferable limited lifetime warranty, giving your customers confidence in your work.

## INNOVATION


Belgard invests over 20,000 R&D hours each year to develop new hardscape systems, textures and installation solutions that help you work faster and build better spaces. Our products set performance standards and keep your offering ahead of trends.

## SERVICE

Belgard and the Oldcastle APG family of brands deliver national scale with local manufacturing, distribution and field support. With more than 150 locations, we help keep product available, projects on schedule and jobsites supplied.

## DESIGN

Belgard design tools, pattern libraries and visualization resources help you show customers what's possible and sell more complete outdoor living projects. From simple patios to complex multi-level spaces, our portfolio supports your client's vision.



# TABLE OF CONTENTS

FIND YOUR  
BELGARD  
SALES REP  
[Beldgard.com/FindMyRep](http://Belgard.com/FindMyRep)



PRODUCT  
INSTALLATION  
GUIDES  
[Beldgard.com/InstallGuide](http://Belgard.com/InstallGuide)



**4**

## SHAPE YOUR PLAN

- 6** Space Planning
- 8** Style Trends
- 10** Color
- 12** Patterns & Scale
- 13** Texture
- 14** Define with Walls
- 16** Quality Assurance



**20**

## PAVERS

- |              |                      |              |                   |
|--------------|----------------------|--------------|-------------------|
| <b>20</b>    | Aqualine™            | <b>56-59</b> | London Cobble     |
| <b>22</b>    | Belgian Cobble®      | <b>60</b>    | Mega-Arbel®       |
| <b>24</b>    | Brooklyn™            | <b>62-71</b> | Origins™ 3-Piece  |
| <b>26</b>    | Charlestone™         | <b>72</b>    | Origins™ Paver    |
| <b>28-37</b> | Dimensions™ 3-Piece  | <b>74</b>    | Papyrus™          |
| <b>38</b>    | Dimensions™ Paver    | <b>76</b>    | Trilogy™          |
| <b>40</b>    | Dimensions™ Plank    | <b>78</b>    | Trilogy™ Smooth   |
| <b>42-45</b> | Dimensions™ Slab     | <b>80</b>    | Trilogy™ Textured |
| <b>46</b>    | Dimensions™ Antiqued | <b>82</b>    | Turfstone™        |
| <b>48</b>    | Eco Dublin®          |              |                   |
| <b>50</b>    | Empire™              |              |                   |
| <b>52</b>    | Geometric Shapes     |              |                   |
| <b>54</b>    | Holland Stone        |              |                   |



**84**

## PORCELAIN

- 84** Glocal
- 86** Lagoon
- 88** Noon
- 90** November
- 92** Quarziti 2.0
- 94** Unico 2.0



**96**

## WALLS

- 96** Diamond® 10DS
- 98** Diamond Pro® Air Smooth
- 100** Diamond Pro® Air Straight
- 102-105** Highland Stone®
- 106** Melville™ Wall
- 108** Vanguard
- 110** Weston Stone™



**112**

## COPING, CAPS, EDGERS & STEPS

- 112** Belmont Caps
- 114** Belmont Steps
- 116** Curbstone
- 118** Melville™ Curb
- 120** Delmaro Coping
- 122** Grava Coping
- 124** Marina™ Coping
- 126** Modena Coping



**128**

## KITCHENS & FIRE FEATURES

- 128** Artforms™ Modular Panel System
- 130** Bordeaux™ Series
- 132** Melville™ Series
- 134** Aspen Stone®
- 136** Highland Stone®
- 138** Melville™ Fire Pit
- 140** Weston Stone™ Fire Pit
- 142-143** Fire & Kitchen Accessories



**144**

## RESOURCES

- 146-147** Color Overview
- 148-149** Paver Technologies
- 150-151** Maintenance & Protection
- 152-154** Contractor Programs
- 155** Online Resources
- 156-165** Laying Patterns





Walkways

Poolsapes

Outdoor  
Kitchens



# YOUR EXPERTISE, THEIR DREAM SPACE

## EXPLORE

SPACE FUNCTION AND USE

KEY SITE CHALLENGES AND  
PERFORMANCE NEEDS

TIMING AND BUDGET GOALS

Outdoor  
Dining Rooms

Outdoor  
Living Rooms



BUILD FOR LIFESTYLE

# DESIGNS FOR EVERY BUDGET

Help homeowners choose the right outdoor design by uncovering priorities before showing products. Use these prompts to guide the discussion and simplify their decision-making.



## Entertainment-Ready Retreat

**BEST FOR:**

Big gatherings, outdoor cooking

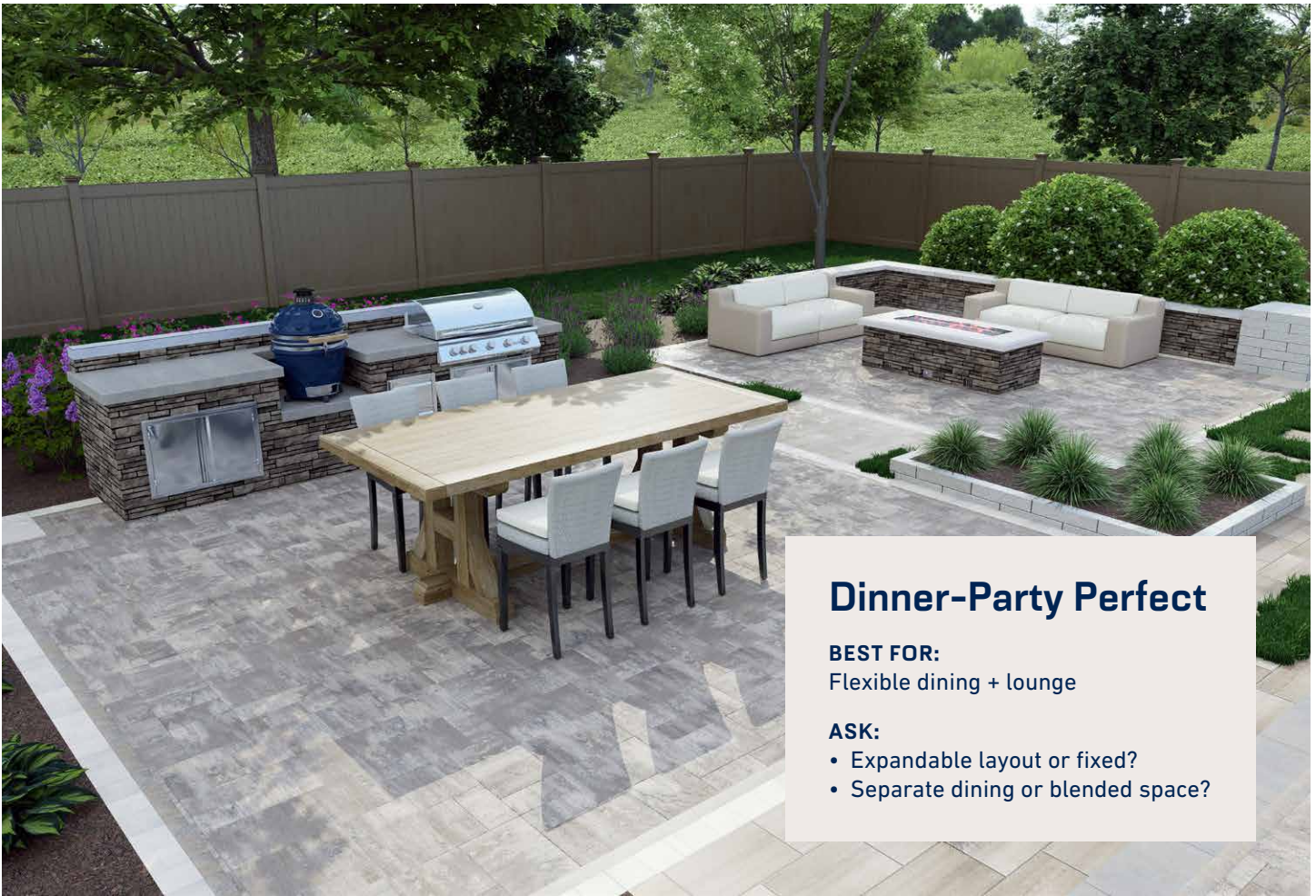
**ASK:**

- Which feature is most important—fireplace, kitchen, or seating?
- Phase upgrades or build all at once?

### *Pro Tip*

Position yourself as a long-term partner, not just a one-time installer. Offer seasonal maintenance and upgrade packages.






## Dinner-Party Perfect

### BEST FOR:

Flexible dining + lounge

### ASK:

- Expandable layout or fixed?
- Separate dining or blended space?



## The Simple Life

### BEST FOR:

Budget-friendly, low maintenance

### ASK:

- Speed or customization?
- Keep it simple or allow for growth?

### Pro Tip

Modular pavers save time on design and installation, and make expansions simpler.



## DESIGN FOR STYLE

# FIND THEIR PERFECT OUTDOOR STYLE

Help homeowners choose a look that fits their lifestyle and home. They've defined how they'll use the space and set a budget—now guide them toward a style that feels right.




Mega-Arbel, Origins 12, Landings Step & Artforms

## Rustic Retreat

Natural textures and earthy tones for a cozy, organic feel.

### ASK:

- Do you want the space to feel relaxed and connected to nature?
- Would rugged stone or wood accents complement your home?



Holland Stone



Dimensions 12 & Belgian Cobble






Charlestone

## Refined Tradition


Classic patterns and rich tones for timeless elegance.

### ASK:


- Do you prefer a formal, polished look?
- Are symmetry and pattern important to you?



Brooklyn, Weston Stone & Marina Coping



Dimensions 18 with Dimensions Border



Quarziti 2.0 & Artforms Fire Pit with Quarziti 2.0 Veneers

## Modern Minimalism

Clean lines and smooth textures for a sleek, contemporary vibe.

### ASK:

- Do you want an open, uncluttered space?
- Would large-format pavers or neutral tones fit your vision?



## THE ART OF DESIGN


# MAKE YOUR STATEMENT WITH COLOR

You've defined the space and chosen a style—now let's pick colors that bring it all together. By guiding them through color choices, you can elevate curb appeal and create designs that complement their home's style.



## Solid Shades

Offer a clean, cohesive look that simplifies design decisions. Solid shades provide a timeless foundation, making landscaping and décor stand out effortlessly.



## Monochromatic

Suggest a sleek, unified palette for homeowners who prefer understated elegance. Monochromatic designs highlight textures and patterns without overwhelming the space.



## Contrasts

Encourage bold combinations for homeowners seeking visual interest. Contrasting colors define spaces, highlight features, and create a dynamic, eye-catching design.






## Cool Blends

Introduce refreshing, modern tones that bring a sense of calm to outdoor spaces. Cool blends work well for contemporary styles, adding subtle sophistication homeowners will love.



## Warm Tones

Warm tones create inviting, comfortable environments. They pair perfectly with natural elements and greenery, giving outdoor living areas a grounded, welcoming feel.



## Mix & Match

Show how mixing colors and textures can personalize a space. This approach allows homeowners to create unique transitions between areas and express their individual style.



UNLOCKING FLEXIBILITY & FLOW

# MODULAR SIZES. ENDLESS PATTERNS.

Show homeowners how size and layout choices transform the look and feel of their space—and how **modular** systems make it easy to customize now and expand later.




Dimensions Slab 24 x 36

## Design Smarter: Scale + Pattern That Sell


- **Size Sets the Tone:** Big slabs create a modern, open feel, smaller units add detail and intimacy.
- **Pattern Adds Personality:** Straight lines feel calm, angled layouts bring energy.
- **Infinite Possibilities:** Mix sizes and patterns for custom designs now—and easy expansion later.



Dimensions 3 x 12




Origins & Dimensions Slab



Origins & Dimensions Slab



Empire & Dimensions Slab



Charlestone & Dimensions Slab




DESIGN YOU CAN FEEL

# THE POWER OF TEXTURE

Texture is one of the most powerful tools in hardscape design, adding both personality and traction underfoot. Mix textures to balance interest, play with light and shadow, and create spaces that are both safe and inviting.



Betair Wall 2.0 with Marina Coping, Dimensions Paver & Origins 18



Papyrus Artforms


## Layer in Vertical Texture

Consider pairing complementary textures across pavers and walls for a cohesive look, or contrast finishes to create visual depth and distinction between horizontal and vertical surfaces.

Smooth



Slate / Textured



Tumbled / Antiqued



Artisan





## STRUCTURE & STYLE

# WALLS THAT DEFINE SPACES

Walls do more than hold back soil—they shape how homeowners live outdoors. By creating boundaries, levels, and zones, walls turn ordinary yards into organized, functional, and inviting spaces.

## Freestanding Walls

**DEFINE ZONES. CREATE FLOW.**

Carve out distinct areas for dining, lounging, or entertaining, turning open yards into organized, livable spaces.

## Garden Walls

**FRAME BEDS. POLISH LANDSCAPES.**

Add structure to flower beds and planters for a clean, polished look that makes maintenance easier and landscaping more enjoyable.



Freestanding Wall Featuring Melville Wall



Freestanding / Retaining Wall Combo  
Featuring Ashlar Tandem

## Retaining Walls

**TURN SLOPES INTO SPACES.**

Transform steep grades into usable terraces for patios, gardens, or driveways, unlocking functional square footage.

## Tiered Walls


**LAYERED DESIGN. MAXIMUM USE.**

Add depth, dimension and versatility with multilevel spaces that include plantings, seating and transitions.

### *Plan with Purpose*

Before choosing a wall product, consider what it needs to do—hold back soil, create levels, or simply add style. Function determines the right design.





Tiered Retaining Wall Featuring Diamond Pro Air

## Smart Strength for Every Landscape

### DIAMOND PRO® AIR

Engineered for performance and designed for elegance, Diamond Pro Air walls offer multiple textures and colors to fit any style. Lightweight, easy-to-handle blocks speed up installation, saving time and labor, and maximize usable space without compromising durability.



Retaining walls over 4 feet in height should be designed by a qualified engineer.




HOW IT'S MADE


# CRAFTSMANSHIP BACKED BY INNOVATION

## QUALITY FOR LIFE

Belgard has taken the artistry of handcrafted stone to a higher level. Through research and innovation, we've developed a deep understanding of how to make modern, best-in-class hardscape products that fit the lifestyle of today's homeowners and commercial developments, while still honoring the artisans of old.



RESEARCH & DEVELOPMENT



QUALITY ASSURANCE

## INTENTIONAL AT EVERY STEP

Every step of our manufacturing process incorporates rigorous research, testing and quality assurance. Whether our teams are designing a new surface texture, validating a color formula, or inspecting finished product for defects, we demand the highest quality from each of our facilities across North America. We believe in creating world-class building products that stand the test of time.



DESIGN WITH CONFIDENCE

# REQUEST COLOR SWATCHES ONLINE

Planning your project just got easier!  
Visit the **product page** on **Belgard.com**  
to request high-resolution color swatches.  
It's quick, simple, and helps you make  
informed design decisions.



[Belgard.com/Products](https://belgard.com/Products)



## Lifetime Coverage That Works as Hard as You Do.

- Transferable warranty
- Timely investigations
- Added peace of mind with lifetime coverage for homeowners



**REGISTER AN  
INSTALLATION**

[Belgard.com/Warranty](https://belgard.com/Warranty)









# SHOP THE PRODUCTS


STYLISH, PERFORMANCE-DRIVEN  
OPTIONS FOR SMART DESIGNS  
AND SMOOTH INSTALLS



# AQUALINE™

Permeable Paver | 80mm

Environmentally-friendly, timeless aesthetics provide effective rainwater management in both pedestrian and vehicular applications.



DRIVEWAY  
APPROVED



ACCESSIBLE  
SURFACE



PERMEABLE  
APPLICATION

## PALLET INFORMATION

AQUALINE™		SQFT/ PALLET	UNITS/ LAYER	SQFT/ LAYER	LAYER/ PALLET	WEIGHT/ PALLET
80MM	4½ x 9 x 3⅞	90	44	11.25	8	3170

Mechanical Installation Available, contact your rep for details

## SHAPES & SIZES

80MM



4½ x 9 x 3⅞





ASHWOOD



SHADED GRAY

## LEARN MORE

View the product page on **Belgard.com** for more information



## TECHNICAL SPECS

- Interlocking spacer bars for increased structural performance
- Surface and micro-chamfer are ADA-compliant and minimize wheelchair vibration
- True installed dimensions for design optimization
- Optimal joint openings for infiltration and maintenance
- Can eliminate stormwater runoff and improve water quality
- Meets the requirements of ASTM C936
- Chamfer Width: 3 mm
- Spacer Bar Width: 10 mm
- Surface Infiltration Rate: > 500 inches per hour (varies based on joint infill gradation)
- Surface Open Area: 10%
- Can be installed mechanically with herringbone pallet layout

## QUALITY FOR LIFE

Every step of our manufacturing process incorporates rigorous research, testing and quality assurance. We demand the highest quality from each of our facilities across North America. We believe in creating world-class building products that stand the test of time. See our lifetime warranty at **Belgard.com/Warranty**


Due to the natural materials in our products, colors may vary from those shown on the cut sheet. We recommend viewing actual product samples to ensure the perfect color and finish for each project.



# BELGIAN COBBLE®

Paver | 60mm

Emulating the look of stones found lining a mountain creek bed, this multi-piece system has seven unique shapes for creating random patterns and picturesque settings.



PERMEABLE  
APPLICATION

## PALLET INFORMATION

BELGIAN COBBLE®		SQFT/ PALLET	UNITS/ LAYER	SQFT/ LAYER	LAYER/ PALLET	WEIGHT/ PALLET
MULTI-PIECE	Variable x 2⅓%	85	-	8.5	10	2040

## SHAPES & SIZES

MULTI-PIECE



Variable x 2⅓%






BOURBON



MIDNIGHT



PEARL

## LEARN MORE

View the product page on [Belgard.com](https://www.belgard.com) for more information



## TECHNICAL SPECS

- Seven unique shapes create a random pattern
- Ideal for use as either the primary field, or as an accent or border
- Can be installed as either a standard or permeable system
- Permeable pavement installation requires site-specific engineering and proper base, bedding and joint aggregate material
- Techniseal polymeric jointing sand recommended for non-permeable applications
- Applications include walkways, patios, accents, borders and residential driveways

## QUALITY FOR LIFE

Every step of our manufacturing process incorporates rigorous research, testing and quality assurance. We demand the highest quality from each of our facilities across North America. We believe in creating world-class building products that stand the test of time. See our lifetime warranty at [Belgard.com/Warranty](https://www.belgard.com/Warranty)


Due to the natural materials in our products, colors may vary from those shown on the cut sheet. We recommend viewing actual product samples to ensure the perfect color and finish for each project.



# BROOKLYN™

Paver | 60mm

The warm weathered-stone appearance offers a timeless look enriched with DuraFusion Technology and factory-applied ColorTech sealant for ultimate color, texture and durability.



## PALLET INFORMATION


BROOKLYN™		SQFT/ PALLET	UNITS/ LAYER	SQFT/ LAYER	LAYER/ PALLET	WEIGHT/ PALLET
60MM	3 x 9 x 2⅜	103.13	55	10.31	10	2784

## SHAPES & SIZES







BOURBON 



FOG 




MIDNIGHT 



PEARL 



ROSEWOOD 

## LEARN MORE

View the product page on **Belgard.com** for more information



## TECHNICAL SPECS

- True 3" increments for simplified design, quoting and ordering
- Compatible with all modular paver lines—look for Modular Sizing icon
- Modular dimensions reduce cuts, installation time, and waste
- Modular compatibility allows more creative pattern options
- Maximized pallet layout for jobsite efficiencies
- Ideal for walkways, patios, borders, accents and residential driveways
- Can be used to construct ADA-compliant pavement



### **DuraFusion™ + ColorTech®**

Enhanced texture and wear-resistance with the added protection of factory-applied sealant

## QUALITY FOR LIFE

Every step of our manufacturing process incorporates rigorous research, testing and quality assurance. We demand the highest quality from each of our facilities across North America. We believe in creating world-class building products that stand the test of time. See our lifetime warranty at **Belgard.com/Warranty**

Due to the natural materials in our products, colors may vary from those shown on the cut sheet. We recommend viewing actual product samples to ensure the perfect color and finish for each project.

# BELGARD®

AN OLDCASTLE® APG OUTDOOR BRAND

**CROFTON**  
2630 Conway Rd.  
Odenton, MD 21113  
Ph: 800-321-9141

**RICHMOND**  
1231 Willis Road  
Richmond, VA 23237  
Ph: 800-321-9141


© 2026 Oldcastle® APG, Inc. All Rights Reserved. BEL25-D-542150 | Mid-Atlantic | Revised 01/2026



# CHARLESTONE™

## 3-Piece Paver | 60mm

Designed to evoke the charm of early American streets, this system mimics the historical elegance of weathered, hand-cobbled stone and is enriched with DuraFusion Technology for enhanced texture and wear-resistance.



MODULAR  
SIZING



DURAFUSION  
TECHNOLOGY



DRIVEWAY  
APPROVED



MECHANICAL  
INSTALL

### PALLET INFORMATION

CHARLESTONE™		SQFT/ PALLET	UNITS/ LAYER	SQFT/ LAYER	LAYER/ PALLET	WEIGHT/ PALLET
3-PIECE MODULAR 60MM	6 x 6 x 2⅜	103.88	6	10.38	10	2997
	6 x 9 x 2⅜		12			
	6 x 12 x 2⅜		9			

### SHAPES & SIZES

#### 3-PIECE | 60MM



6 x 6 x 2⅜



6 x 9 x 2⅜



6 x 12 x 2⅜






ASHWOOD 



FOG 



IRON BAY 



MIDNIGHT 



SHADED GRAY 

## LEARN MORE

View the product page on **Belgard.com** for more information



## TECHNICAL SPECS

- True 3" increments for simplified design, quoting and ordering
- Compatible with all modular paver lines—look for Modular Sizing icon
- Modular dimensions reduce cuts, installation time, and waste
- Modular compatibility allows more creative pattern options
- Maximized pallet layout for jobsite efficiencies
- Pallet optimized for both mechanical and manual installation
- Particularly ideal for driveways and walkways



### DuraFusion™ Technology

A bold, vibrant finish with a smoother, tighter texture

## QUALITY FOR LIFE

Every step of our manufacturing process incorporates rigorous research, testing and quality assurance. We demand the highest quality from each of our facilities across North America. We believe in creating world-class building products that stand the test of time. See our lifetime warranty at **Belgard.com/Warranty**


Due to the natural materials in our products, colors may vary from those shown on the cut sheet. We recommend viewing actual product samples to ensure the perfect color and finish for each project.



# DIMENSIONS™ 6

## 3-Piece System | 60mm

Contemporary design meets traditional appeal with a smooth face and crisp, clean lines that pair well with any architectural style.



MODULAR  
SIZING



DRIVEWAY  
APPROVED



ACCESSIBLE  
SURFACE



DURAFUSION  
TECHNOLOGY

### PALLET INFORMATION

DIMENSIONS™ 3-PIECE		SQFT/ PALLET	UNITS/ LAYER	SQFT/ LAYER	LAYER/ PALLET	WEIGHT/ PALLET
DIMENSIONS 6 60MM	3 x 6 x 2⅜	120	8	2	10	3175
	6 x 6 x 2⅜		8	4		
	9 x 6 x 2⅜		8	6		

### SHAPES & SIZES

#### DIMENSIONS 6 | 60MM



3 x 6 x 2⅜



6 x 6 x 2⅜



9 x 6 x 2⅜





HICKORY 



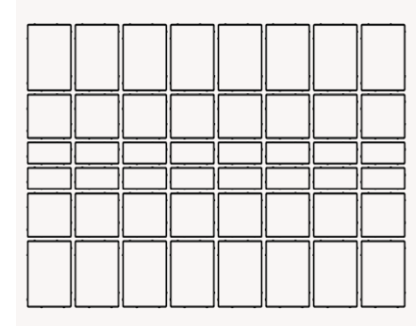
SCANDINA GRAY 

## LEARN MORE

View the product page on [Belgard.com](https://www.belgard.com) for more information



## PALLET LAYOUT



## TECHNICAL SPECS

- True 3" increments for simplified design, quoting and ordering
- Compatible with all modular paver lines—look for Modular Sizing icon
- Modular dimensions reduce cuts, installation time, and waste
- Modular compatibility allows more creative pattern options
- Maximized pallet layout for jobsite efficiencies
- Ideal for patios, walkways and residential vehicular applications
- Surface and micro-chamfer are ADA-compliant and minimize wheelchair vibration



### DuraFusion™ Technology

A bold, vibrant finish with a smoother, tighter texture

## QUALITY FOR LIFE

Every step of our manufacturing process incorporates rigorous research, testing and quality assurance. We demand the highest quality from each of our facilities across North America. We believe in creating world-class building products that stand the test of time. See our lifetime warranty at [Belgard.com/Warranty](https://www.belgard.com/Warranty)


Due to the natural materials in our products, colors may vary from those shown on the cut sheet. We recommend viewing actual product samples to ensure the perfect color and finish for each project.



# DIMENSIONS™ 12

## 3-Piece System | 60mm

Contemporary design meets traditional appeal with a smooth face and crisp, clean lines that pair well with any architectural style.




### PALLET INFORMATION

DIMENSIONS™ 3-PIECE		SQFT/ PALLET	UNITS/ LAYER	SQFT/ LAYER	LAYER/ PALLET	WEIGHT/ PALLET
DIMENSIONS 12 60MM	6 x 12 x 2 <sup>3</sup> / <sub>8</sub>	120	4	2	10	3205
	12 x 12 x 2 <sup>3</sup> / <sub>8</sub>		4	4		
	18 x 12 x 2 <sup>3</sup> / <sub>8</sub>		4	6		

### SHAPES & SIZES

#### DIMENSIONS 12 | 60MM







ASHWOOD



IRON BAY



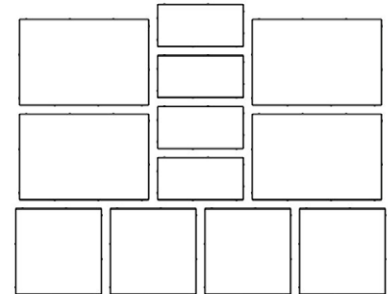
SHADED GRAY

## LEARN MORE

View the product page on [Belgard.com](https://Belgard.com) for more information



## PALLET LAYOUT



## TECHNICAL SPECS

- True 3" increments for simplified design, quoting and ordering
- Compatible with all modular paver lines—look for Modular Sizing icon
- Modular dimensions reduce cuts, installation time, and waste
- Modular compatibility allows more creative pattern options
- Maximized pallet layout for jobsite efficiencies
- Ideal for patios, walkways and pool decks
- Surface and micro-chamfer are ADA-compliant and minimize wheelchair vibration

## QUALITY FOR LIFE

Every step of our manufacturing process incorporates rigorous research, testing and quality assurance. We demand the highest quality from each of our facilities across North America. We believe in creating world-class building products that stand the test of time. See our lifetime warranty at [Belgard.com/Warranty](https://Belgard.com/Warranty)

Due to the natural materials in our products, colors may vary from those shown on the cut sheet. We recommend viewing actual product samples to ensure the perfect color and finish for each project.



# DIMENSIONS™ 12

## 3-Piece System | 60mm

Contemporary lines and a linear surface are enriched with DuraFusion Technology for enhanced color, texture and wear-resistance.




### PALLET INFORMATION

DIMENSIONS™ 3-PIECE		SQFT/ PALLET	UNITS/ LAYER	SQFT/ LAYER	LAYER/ PALLET	WEIGHT/ PALLET
DIMENSIONS 12 60MM	6 x 12 x 2⅜	120	4	2	10	3205
	12 x 12 x 2⅜		4	4		
	18 x 12 x 2⅜		4	6		

### SHAPES & SIZES

#### DIMENSIONS 12 | 60MM







ANTHRACITE 



CHESWICK 



CLIFFSIDE 



HICKORY 




IRON BAY 



SCANDINA GRAY 



SEPIA 



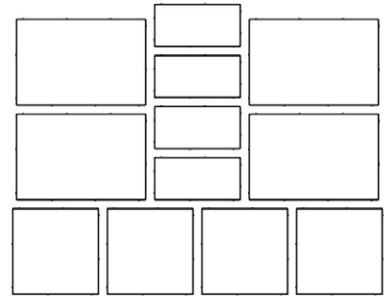
SHADED GRAY 

## LEARN MORE

View the product page on **Belgard.com** for more information



## PALLET LAYOUT



## TECHNICAL SPECS

- True 3" increments for simplified design, quoting and ordering
- Compatible with all modular paver lines—look for Modular Sizing icon
- Modular dimensions reduce cuts, installation time, and waste
- Modular compatibility allows more creative pattern options
- Maximized pallet layout for jobsite efficiencies
- Ideal for patios, walkways and pool decks
- Surface and micro-chamfer are ADA-compliant and minimize wheelchair vibration



### DuraFusion™ Technology

A bold, vibrant finish with a smoother, tighter texture

## QUALITY FOR LIFE

Every step of our manufacturing process incorporates rigorous research, testing and quality assurance. We demand the highest quality from each of our facilities across North America. We believe in creating world-class building products that stand the test of time. See our lifetime warranty at **Belgard.com/Warranty**

Due to the natural materials in our products, colors may vary from those shown on the cut sheet. We recommend viewing actual product samples to ensure the perfect color and finish for each project.

# BELGARD®

AN OLDCASTLE® APG OUTDOOR BRAND

**CROFTON**  
2630 Conway Rd.  
Odenton, MD 21113  
Ph: 800-321-9141

**RICHMOND**  
1231 Willis Road  
Richmond, VA 23237  
Ph: 800-321-9141

© 2026 Oldcastle® APG, Inc. All Rights Reserved. BEL25-D-542150 | Mid-Atlantic | Revised 01/2026



# DIMENSIONS™ 12

## 3-Piece System | 80mm

Contemporary lines and a linear surface are enriched with DuraFusion Technology for enhanced color, texture and wear-resistance.



MODULAR  
SIZING



DURAFUSION  
TECHNOLOGY



DRIVEWAY  
APPROVED



ACCESSIBLE  
SURFACE

### PALLET INFORMATION

DIMENSIONS™ 3-PIECE		SQFT/ PALLET	UNITS/ LAYER	SQFT/ LAYER	LAYER/ PALLET	WEIGHT/ PALLET
DIMENSIONS 12 80MM	6 x 12 x 3 1/8	96	4	12	8	3660
	12 x 12 x 3 1/8		4			
	18 x 12 x 3 1/8		4			

### SHAPES & SIZES

#### DIMENSIONS 12 | 80MM



6 x 12 x 3 1/8



12 x 12 x 3 1/8



18 x 12 x 3 1/8





ANTHRACITE 



HICKORY 




IRON BAY 



SCANDINA GRAY 



SEPIA 



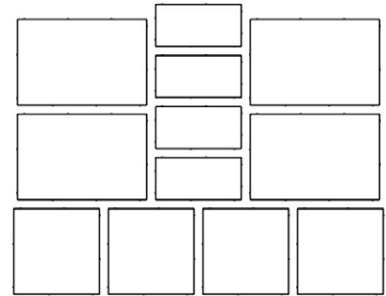
SHADED GRAY 

## LEARN MORE

View the product page on **Belgard.com** for more information




## PALLET LAYOUT



## TECHNICAL SPECS

- True 3" increments for simplified design, quoting and ordering
- Compatible with all modular paver lines—look for Modular Sizing icon
- Modular dimensions reduce cuts, installation time, and waste
- Modular compatibility allows more creative pattern options
- Maximized pallet layout for jobsite efficiencies
- Ideal for patios, walkways and residential vehicular applications
- Surface and micro-chamfer are ADA-compliant and minimize wheelchair vibration

 **DuraFusion™ Technology**  
A bold, vibrant finish with a smoother, tighter texture

## QUALITY FOR LIFE

Every step of our manufacturing process incorporates rigorous research, testing and quality assurance. We demand the highest quality from each of our facilities across North America. We believe in creating world-class building products that stand the test of time. See our lifetime warranty at **Belgard.com/Warranty**


Due to the natural materials in our products, colors may vary from those shown on the cut sheet. We recommend viewing actual product samples to ensure the perfect color and finish for each project.



# DIMENSIONS™ 18

## 3-Piece System | 60mm

A smooth face and crisp, clean lines in a larger format size, enriched with DuraFusion Technology for enhanced color, texture and wear-resistance.




### PALLET INFORMATION

DIMENSIONS™ 3-PIECE		SQFT/ PALLET	UNITS/ LAYER	SQFT/ LAYER	LAYER/ PALLET	WEIGHT/ PALLET
DIMENSIONS 12 60MM	9 x 18 x 2⅜	112.5	2	2.25	10	3205
	18 x 18 x 2⅜		1	2.25		
	27 x 18 x 2⅜		2	6.75		

### SHAPES & SIZES

#### DIMENSIONS 18 | 60MM







ANTHRACITE 



CHESWICK 




CLIFFSIDE 



HICKORY 



IRON BAY 



SCANDINA GRAY 



SEPIA 



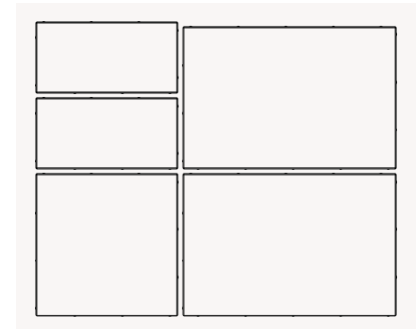
SHADED GRAY 

## LEARN MORE

View the product page on **Belgard.com** for more information




## PALLET LAYOUT



## TECHNICAL SPECS

- True 3" increments for simplified design, quoting and ordering
- Compatible with all modular paver lines—look for Modular Sizing icon
- Modular dimensions reduce cuts, installation time, and waste
- Modular compatibility allows more creative pattern options
- Maximized pallet layout for jobsite efficiencies
- Ideal for patios, walkways and pool decks
- Surface and micro-chamfer are ADA-compliant and minimize wheelchair vibration

 **DuraFusion™ Technology**  
A bold, vibrant finish with a smoother, tighter texture

## QUALITY FOR LIFE

Every step of our manufacturing process incorporates rigorous research, testing and quality assurance. We demand the highest quality from each of our facilities across North America. We believe in creating world-class building products that stand the test of time. See our lifetime warranty at **Belgard.com/Warranty**

Due to the natural materials in our products, colors may vary from those shown on the cut sheet. We recommend viewing actual product samples to ensure the perfect color and finish for each project.



# DIMENSIONS™

## Paver | 60mm

Create captivating borders and inlaid designs with a smooth, linear look enriched with DuraFusion Technology for a refined texture and enhanced wear-resistance.



MODULAR  
SIZING



DURAFUSION  
TECHNOLOGY



DRIVEWAY  
APPROVED



ACCESSIBLE  
SURFACE

### PALLET INFORMATION

DIMENSIONS™ PAVER		SQFT/ PALLET	UNITS/ LAYER	SQFT/ LAYER	LAYER/ PALLET	WEIGHT/ PALLET
6 X 9	6 x 9 x 2 <sup>3</sup> / <sub>8</sub>	112.5	30	11.25	10	2985
6 X 12	6 x 12 x 2 <sup>3</sup> / <sub>8</sub>	120	24	12	10	3260

### SHAPES & SIZES

6 X 9



6 x 9 x 2<sup>3</sup>/<sub>8</sub>

6 X 12



6 x 12 x 2<sup>3</sup>/<sub>8</sub>





BOURBON 



FOG 



MIDNIGHT 




PEARL 

## LEARN MORE


View the product page on [Belgard.com](https://Belgard.com) for more information



## PALLET LAYOUTS



6 X 9



6 X 12

## TECHNICAL SPECS

- True 3" increments for simplified design, quoting and ordering
- Compatible with all modular paver lines—look for Modular Sizing icon
- Modular dimensions reduce cuts, installation time, and waste
- Modular compatibility allows more creative pattern options
- Maximized pallet layout for jobsite efficiencies
- Ideal for walkways, patios, borders, accents and residential driveways
- Surface and micro-chamfer are ADA-compliant and minimize wheelchair vibration



### DuraFusion™ Technology

A bold, vibrant finish with a smoother, tighter texture

## QUALITY FOR LIFE

Every step of our manufacturing process incorporates rigorous research, testing and quality assurance. We demand the highest quality from each of our facilities across North America. We believe in creating world-class building products that stand the test of time. See our lifetime warranty at [Belgard.com/Warranty](https://Belgard.com/Warranty)

Due to the natural materials in our products, colors may vary from those shown on the cut sheet. We recommend viewing actual product samples to ensure the perfect color and finish for each project.

# BELGARD®

AN OLDCASTLE® APG OUTDOOR BRAND

**CROFTON**  
2630 Conway Rd.  
Odenton, MD 21113  
Ph: 800-321-9141

**RICHMOND**  
1231 Willis Road  
Richmond, VA 23237  
Ph: 800-321-9141


© 2026 Oldcastle® APG, Inc. All Rights Reserved. BEL25-D-542150 | Mid-Atlantic | Revised 01/2026



# DIMENSIONS™

## Plank | 60mm

Clean lines and an elongated plank shape offer a truly modern architectural appearance and a smooth face enriched with DuraFusion Technology for enhanced color, texture and wear-resistance.



MODULAR  
SIZING



DURAFUSION  
TECHNOLOGY



ACCESSIBLE  
SURFACE

### PALLET INFORMATION

DIMENSIONS™ PLANK		SQFT/ PALLET	UNITS/ LAYER	SQFT/ LAYER	LAYER/ PALLET	WEIGHT/ PALLET
3 X 12	3 x 12 x 2 <sup>3</sup> / <sub>8</sub>	110.0	44	11.00	10	2992

### SHAPES & SIZES


3 X 12



3 x 12 x 2<sup>3</sup>/<sub>8</sub>





BOURBON 



FOG 




MIDNIGHT 



PEARL 



ROSEWOOD 

## LEARN MORE

View the product page on **Belgard.com** for more information



## PALLET LAYOUT


## TECHNICAL SPECS

- True 3" increments for simplified design, quoting and ordering
- Compatible with all modular paver lines—look for Modular Sizing icon
- Modular dimensions reduce cuts, installation time, and waste
- Modular compatibility allows more creative pattern options
- Maximized pallet layout for jobsite efficiencies
- Ideal for walkways, patios, borders and accents
- Surface and micro-chamfer are ADA-compliant and minimize wheelchair vibration



### DuraFusion™ Technology

A bold, vibrant finish with a smoother, tighter texture

## QUALITY FOR LIFE

Every step of our manufacturing process incorporates rigorous research, testing and quality assurance. We demand the highest quality from each of our facilities across North America. We believe in creating world-class building products that stand the test of time. See our lifetime warranty at **Belgard.com/Warranty**

Due to the natural materials in our products, colors may vary from those shown on the cut sheet. We recommend viewing actual product samples to ensure the perfect color and finish for each project.

# BELGARD®

AN OLDCASTLE® APG OUTDOOR BRAND

**CROFTON**  
2630 Conway Rd.  
Odenton, MD 21113  
Ph: 800-321-9141

**RICHMOND**  
1231 Willis Road  
Richmond, VA 23237  
Ph: 800-321-9141

© 2026 Oldcastle® APG, Inc. All Rights Reserved. BEL25-D-542150 | Mid-Atlantic | Revised 01/2026



# DIMENSIONS™

## Slab | 60mm

The expansive size is distinguished by clean, crisp lines and a smooth, linear surface, which make it a superior choice for contemporary designs.



MODULAR  
SIZING



DURAFUSION  
TECHNOLOGY



ACCESSIBLE  
SURFACE

### PALLET INFORMATION

DIMENSIONS™ SLAB		SQFT/ PALLET	UNITS/ LAYER	SQFT/ LAYER	LAYER/ PALLET	WEIGHT/ PALLET
9 X 18	9 x 18 x 2 <sup>3</sup> / <sub>8</sub>	112.5	10	11.25	10	3220
15 X 30	15 x 30 x 2 <sup>3</sup> / <sub>8</sub>	93.75	3	9.37	10	2680

### SHAPES & SIZES

9 X 18



9 x 18 x 2<sup>3</sup>/<sub>8</sub>

15 X 30



15 x 30 x 2<sup>3</sup>/<sub>8</sub>





ANTHRACITE 



CHESWICK   
Only available in 15 X 30



HICKORY 



IRON BAY   
Only available in 15 X 30



SCANDINA GRAY 



SEPIA 



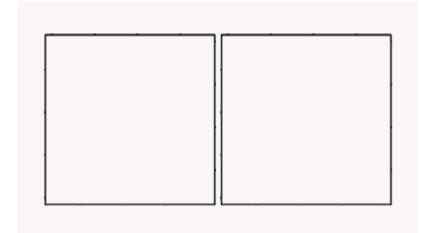
SHADED GRAY 

## LEARN MORE

View the product page on [Beldgard.com](https://Belgard.com) for more information



## PALLET LAYOUT



## TECHNICAL SPECS

- True 3" increments for simplified design, quoting and ordering
- Compatible with all modular paver lines—look for Modular Sizing icon
- Modular dimensions reduce cuts, installation time, and waste
- Modular compatibility allows more creative pattern options
- Maximized pallet layout for jobsite efficiencies
- Ideal for patios, walkways and pool decks
- Surface and micro-chamfer are ADA-compliant and minimize wheelchair vibration



### DuraFusion™ Technology

A bold, vibrant finish with a smoother, tighter texture

## QUALITY FOR LIFE

Every step of our manufacturing process incorporates rigorous research, testing and quality assurance. We demand the highest quality from each of our facilities across North America. We believe in creating world-class building products that stand the test of time. See our lifetime warranty at [Beldgard.com/Warranty](https://Belgard.com/Warranty)

Due to the natural materials in our products, colors may vary from those shown on the cut sheet. We recommend viewing actual product samples to ensure the perfect color and finish for each project.



# DIMENSIONS™

Slab | 60mm

The expansive size is distinguished by clean, crisp lines and a smooth, linear surface enriched with DuraFusion for enhanced color, texture and wear-resistance.



MODULAR  
SIZING



DURAFUSION  
TECHNOLOGY



ACCESSIBLE  
SURFACE

## PALLET INFORMATION

DIMENSIONS™ SLAB		SQFT/ PALLET	UNITS/ LAYER	SQFT/ LAYER	LAYER/ PALLET	WEIGHT/ PALLET
24 X 36	24 x 36 x 2⅜	120	2	12	10	2985
12 X 24	12 x 24 x 2⅜	120	6	12	10	3220
24 X 24	24 x 24 x 2⅜	80	2	8	10	2160

## SHAPES & SIZES

24 X 36



24 x 36 x 2⅜

12 X 24



12 x 24 x 2⅜

24 X 24



24 x 24 x 2⅜





ANTHRACITE 



CHESWICK   
Only Available in 24x36



HICKORY 



SCANDINA GRAY 



SEPIA 




SHADED GRAY 

## LEARN MORE

View the product page on **Belgard.com** for more information



## PALLET LAYOUT



## TECHNICAL SPECS

- True 3" increments for simplified design, quoting and ordering
- Compatible with all modular paver lines—look for Modular Sizing icon
- Modular dimensions reduce cuts, installation time, and waste
- Modular compatibility allows more creative pattern options
- Maximized pallet layout for jobsite efficiencies
- Ideal for patios, walkways and pool decks
- Surface and micro-chamfer are ADA-compliant and minimize wheelchair vibration



### DuraFusion™ Technology

A bold, vibrant finish with a smoother, tighter texture

## QUALITY FOR LIFE

Every step of our manufacturing process incorporates rigorous research, testing and quality assurance. We demand the highest quality from each of our facilities across North America. We believe in creating world-class building products that stand the test of time. See our lifetime warranty at **Belgard.com/Warranty**

Due to the natural materials in our products, colors may vary from those shown on the cut sheet. We recommend viewing actual product samples to ensure the perfect color and finish for each project.

# BELGARD®

AN OLDCASTLE® APG OUTDOOR BRAND

**CROFTON**  
2630 Conway Rd.  
Odenton, MD 21113  
Ph: 800-321-9141

**RICHMOND**  
1231 Willis Road  
Richmond, VA 23237  
Ph: 800-321-9141


© 2026 Oldcastle® APG, Inc. All Rights Reserved. BEL25-D-542150 | Mid-Atlantic | Revised 01/2026



# DIMENSIONS™ ANTIQUED

## 3-Piece Paver | 60mm

Reminiscent of hand-lain Mediterranean stone, the natural weathered texture creates an artisanal look of timeless sophistication.



### PALLET INFORMATION

DIMENSIONS™ ANTIQUED		SQFT/ PALLET	UNITS/ LAYER	SQFT/ LAYER	LAYER/ PALLET	WEIGHT/ PALLET
3-PIECE MODULAR 60MM	3 x 6 x 2 <sup>3</sup> / <sub>8</sub>	120	16	2	10	3175
	6 x 6 x 2 <sup>3</sup> / <sub>8</sub>		16	4		
	9 x 6 x 2 <sup>3</sup> / <sub>8</sub>		16	6		
6 X 9	6 x 9 x 2 <sup>3</sup> / <sub>8</sub>	112.5	30	11.25	10	2985

### SHAPES & SIZES

#### 3-PIECE MODULAR | 60MM




#### 6 X 9







ASHWOOD




SHADED GRAY

## LEARN MORE


View the product page on [Beldgard.com](https://Belgard.com) for more information



### PALLET LAYOUT



3-PIECE



6 X 9

### TECHNICAL SPECS

- True 3" increments for simplified design, quoting and ordering
- Compatible with all modular paver lines—look for Modular Sizing icon
- Modular dimensions reduce cuts, installation time, and waste
- Modular compatibility allows more creative pattern options
- Maximized pallet layout for jobsite efficiencies
- Ideal for patios, walkways and pool decks

### QUALITY FOR LIFE

Every step of our manufacturing process incorporates rigorous research, testing and quality assurance. We demand the highest quality from each of our facilities across North America. We believe in creating world-class building products that stand the test of time. See our lifetime warranty at [Beldgard.com/Warranty](https://Belgard.com/Warranty)

Due to the natural materials in our products, colors may vary from those shown on the cut sheet. We recommend viewing actual product samples to ensure the perfect color and finish for each project.



# ECO DUBLIN®

## 3-Piece Permeable | 80mm

The gently distressed surface and antiqued edges offer eco-friendly sophistication. Its hand-laid stone design and natural blends deliver a time-worn classic look.



DRIVEWAY  
APPROVED



ACCESSIBLE  
SURFACE



PERMEABLE  
APPLICATION

### PALLET INFORMATION

ECO DUBLIN®		SQFT/ PALLET	UNITS/ LAYER	SQFT/ LAYER	LAYER/ PALLET	WEIGHT/ PALLET
3-PIECE 80MM	3½ x 6¹⁵⁄₁₆ x 3⅜	91.6	15	11.45	8	3155
	6¹⁵⁄₁₆ x 6¹⁵⁄₁₆ x 3⅜		8			
	10⁵⁄₁₆ x 6¹⁵⁄₁₆ x 3⅜		13			

### SHAPES & SIZES

#### 3-PIECE | 80MM



3½ x 6¹⁵⁄₁₆ x 3⅜



6¹⁵⁄₁₆ x 6¹⁵⁄₁₆ x 3⅜



10⁵⁄₁₆ x 6¹⁵⁄₁₆ x 3⅜





ASHWOOD



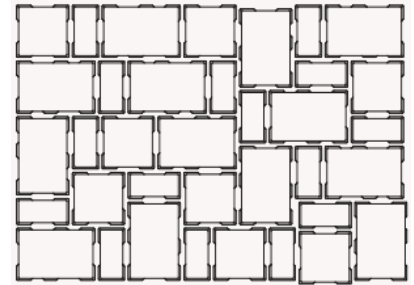
SHADED GRAY

## LEARN MORE

View the product page on **Belgard.com** for more information



## PALLET LAYOUT



## TECHNICAL SPECS

- Can eliminate stormwater runoff and improve water quality
- Meets the requirements of ASTM C936
- Optimal joint openings for infiltration
- Joint Width: 12 mm
- Initial Surface Infiltration Rate: >500 inches per hour (varies based on joint infill gradation)
- Surface Open Area: 7%
- Can be mechanically or manually installed
- Can be used to construct ADA-compliant pavement
- Can be used for a variety of vehicular applications, depending on type of loading, base design, and subgrade conditions. Consult a Belgard Representative when specifying for vehicular applications.

## QUALITY FOR LIFE

Every step of our manufacturing process incorporates rigorous research, testing and quality assurance. We demand the highest quality from each of our facilities across North America. We believe in creating world-class building products that stand the test of time. See our lifetime warranty at **Belgard.com/Warranty**


Due to the natural materials in our products, colors may vary from those shown on the cut sheet. We recommend viewing actual product samples to ensure the perfect color and finish for each project.



# EMPIRE™

Paver | 60mm

The plank shape and hand-tooled face are enriched by DuraFusion Technology for enhanced texture and wear-resistance with seven distinct face styles for unique pattern creation.



MODULAR  
SIZING



DURAFUSION  
TECHNOLOGY



ACCESSIBLE  
SURFACE

## PALLET INFORMATION

EMPIRE™		SQFT/ PALLET	UNITS/ LAYER	SQFT/ LAYER	LAYER/ PALLET	WEIGHT/ PALLET
60MM	3 x 12 x 2 <sup>3</sup> / <sub>8</sub>	110	44	11	10	3085

## SHAPES & SIZES


60MM





3 x 12 x 2<sup>3</sup>/<sub>8</sub>

NOTE: All 7 face styles are sold on a single pallet.





MIDNIGHT 



SCANDINA GRAY 

## LEARN MORE

View the product page on **Belgard.com** for more information



### TECHNICAL SPECS

- 7 unique textures per pallet
- Ideal for patios, walkways and accents
- Contemporary twist for classic herringbone and basketweave designs
- True 3" increments for simplified design, quoting and ordering
- Compatible with all modular paver lines—look for Modular Sizing icon
- Modular dimensions reduce cuts, installation time, and waste
- Modular compatibility allows more creative pattern options
- Maximized pallet layout for jobsite efficiencies
- Can be used to construct ADA-compliant pavement



#### DuraFusion™ Technology

A bold, vibrant finish with a smoother, tighter texture

### QUALITY FOR LIFE

Every step of our manufacturing process incorporates rigorous research, testing and quality assurance. We demand the highest quality from each of our facilities across North America. We believe in creating world-class building products that stand the test of time. See our lifetime warranty at **Belgard.com/Warranty**

Due to the natural materials in our products, colors may vary from those shown on the cut sheet. We recommend viewing actual product samples to ensure the perfect color and finish for each project.

**BELGARD®**

AN OLDCASTLE® APG OUTDOOR BRAND

**CROFTON**  
2630 Conway Rd.  
Odenton, MD 21113  
Ph: 800-321-9141

**RICHMOND**  
1231 Willis Road  
Richmond, VA 23237  
Ph: 800-321-9141



# GEOMETRIC SHAPES

Paver | 60mm

Smooth-faced pavers offer ultra-modern design and art deco aesthetics. Sized in 3-inch increments, these pavers add visual appeal to borders, accents or inlays.



MODULAR  
SIZING



ACCESSIBLE  
SURFACE



DURAFUSION  
TECHNOLOGY

## PALLET INFORMATION

GEOMETRIC SHAPES		SQFT/ PALLET	UNITS/ LAYER	SQFT/ LAYER	LAYER/ PALLET	WEIGHT/ PALLET
HEXAGON	12 x 12 x 2⅜	100.02	14	9.09	11	2845


## SHAPES & SIZES

HEXAGON



12 x 12 x 2⅜





ANTHRACITE 



SCANDINA GRAY 



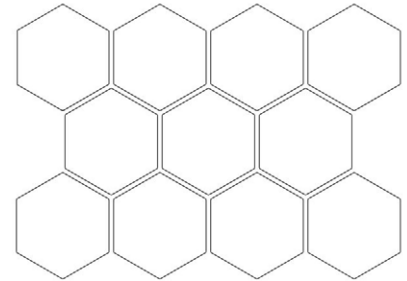
SHADED GRAY 

## LEARN MORE

View the product page on **Belgard.com** for more information



## PALLET LAYOUT



## TECHNICAL SPECS

- True 3" increments for simplified design, quoting and ordering
- Compatible with all modular paver lines—look for Modular Sizing icon
- Modular dimensions reduce cuts, installation time, and waste
- Modular compatibility allows more creative pattern options
- Maximized pallet layout for jobsite efficiencies
- Ideal for patios, walkways and inlaid designs
- Surface and micro-chamfer are ADA-compliant and minimize wheelchair vibration



### DuraFusion™ Technology

A bold, vibrant finish with a smoother, tighter texture

## QUALITY FOR LIFE

Every step of our manufacturing process incorporates rigorous research, testing and quality assurance. We demand the highest quality from each of our facilities across North America. We believe in creating world-class building products that stand the test of time. See our lifetime warranty at **Belgard.com/Warranty**

Due to the natural materials in our products, colors may vary from those shown on the cut sheet. We recommend viewing actual product samples to ensure the perfect color and finish for each project.

# BELGARD®

AN OLDCASTLE® APG OUTDOOR BRAND

**CROFTON**  
2630 Conway Rd.  
Odenton, MD 21113  
Ph: 800-321-9141

**RICHMOND**  
1231 Willis Road  
Richmond, VA 23237  
Ph: 800-321-9141

© 2026 Oldcastle® APG, Inc. All Rights Reserved. BEL25-D-542150 | Mid-Atlantic | Revised 01/2026



# HOLLAND STONE

Paver | 60mm

The classic architectural appearance is derived from a smooth face and clean lines to offer traditional appeal.



DRIVEWAY  
APPROVED



ACCESSIBLE  
SURFACE

## PALLET INFORMATION

HOLLAND STONE		SQFT/ PALLET	UNITS/ LAYER	SQFT/ LAYER	LAYER/ PALLET	WEIGHT/ PALLET
60MM	3 <sup>15</sup> / <sub>16</sub> x 7 <sup>7</sup> / <sub>8</sub> x 2 <sup>3</sup> / <sub>8</sub>	120	54	12	10	3120

## SHAPES & SIZES

60MM



3<sup>15</sup>/<sub>16</sub> x 7<sup>7</sup>/<sub>8</sub> x 2<sup>3</sup>/<sub>8</sub>





ASHWOOD



LIBERTY BLEND



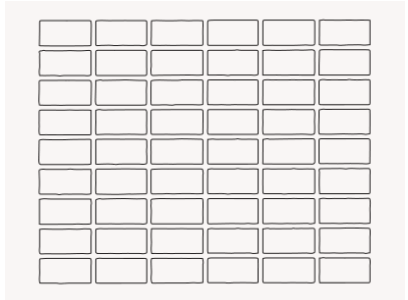
SHADED GRAY

## LEARN MORE

View the product page on **Belgard.com** for more information



## PALLET LAYOUT



## TECHNICAL SPECS

- One size ideal for inlays, borders and as a stand-alone
- Ideal for both residential and commercial applications
- Rated for residential and light commercial vehicular applications
- Comprehensive library of installation patterns
- Surface and micro-chamfer are ADA-compliant and minimize wheelchair vibration

## QUALITY FOR LIFE

Every step of our manufacturing process incorporates rigorous research, testing and quality assurance. We demand the highest quality from each of our facilities across North America. We believe in creating world-class building products that stand the test of time. See our lifetime warranty at **Belgard.com/Warranty**


Due to the natural materials in our products, colors may vary from those shown on the cut sheet. We recommend viewing actual product samples to ensure the perfect color and finish for each project.



# LONDON COBBLE

## 3-Piece Paver | 60mm

Gently rounded corners and a domed pillowtop surface offer a tailored, architectural look. Combinations of hues and pattern options offer design flexibility.



MODULAR  
SIZING



DRIVEWAY  
APPROVED



ACCESSIBLE  
SURFACE

### PALLET INFORMATION

LONDON COBBLE		SQFT/ PALLET	UNITS/ LAYER	SQFT/ LAYER	LAYER/ PALLET	WEIGHT/ PALLET
3-PIECE MODULAR	3 x 6 x 2 <sup>3</sup> / <sub>8</sub>	120	16	2	10	3090
	6 x 6 x 2 <sup>3</sup> / <sub>8</sub>		16	4		
	6 x 9 x 2 <sup>3</sup> / <sub>8</sub>		16	6		
6 X 9	6 x 9 x 2 <sup>3</sup> / <sub>8</sub>	112.5	30	11.25	10	2940

### SHAPES & SIZES

#### 3-PIECE MODULAR | 60MM



3 x 6 x 2<sup>3</sup>/<sub>8</sub>



6 x 6 x 2<sup>3</sup>/<sub>8</sub>



6 x 9 x 2<sup>3</sup>/<sub>8</sub>

#### 6 X 9



6 x 9 x 2<sup>3</sup>/<sub>8</sub>





ASHWOOD



BOURBON


Not available in 3-Piece



CLIFFSIDE



IRON BAY



MIDNIGHT

Not available in 3-Piece



SHADED GRAY

## LEARN MORE

View the product page on [Beldgard.com](https://Belgard.com) for more information



## TECHNICAL SPECS

- Multi-piece system with options available on separate pallet
- Multiple options for installation patterns
- Ideal for both residential and commercial applications
- Ideal for patios, walkways, plazas and residential driveways
- Can be used to construct ADA-compliant pavement

## QUALITY FOR LIFE

Every step of our manufacturing process incorporates rigorous research, testing and quality assurance. We demand the highest quality from each of our facilities across North America. We believe in creating world-class building products that stand the test of time. See our lifetime warranty at [Beldgard.com/Warranty](https://Belgard.com/Warranty)

Due to the natural materials in our products, colors may vary from those shown on the cut sheet. We recommend viewing actual product samples to ensure the perfect color and finish for each project.

**BELGARD®**

AN OLDCASTLE® APG OUTDOOR BRAND

**CROFTON**  
2630 Conway Rd.  
Odenton, MD 21113  
Ph: 800-321-9141


**RICHMOND**  
1231 Willis Road  
Richmond, VA 23237  
Ph: 800-321-9141



# LONDON COBBLE

## 3-Piece Paver | 60mm

Gently rounded corners and a domed pillowtop surface offer a tailored, architectural look, enriched with DuraFusion Technology for enhanced color, texture and wear-resistance.



MODULAR  
SIZING



DRIVEWAY  
APPROVED



ACCESSIBLE  
SURFACE



DURAFUSION  
TECHNOLOGY

### PALLET INFORMATION

LONDON COBBLE		SQFT/ PALLET	UNITS/ LAYER	SQFT/ LAYER	LAYER/ PALLET	WEIGHT/ PALLET
3-PIECE MODULAR	3 x 6 x 2 <sup>3</sup> / <sub>8</sub>	120	16	2	10	3090
	6 x 6 x 2 <sup>3</sup> / <sub>8</sub>		16	4		
	6 x 9 x 2 <sup>3</sup> / <sub>8</sub>		16	6		
6 X 9	6 x 9 x 2 <sup>3</sup> / <sub>8</sub>	112.5	30	11.25	10	2940

### SHAPES & SIZES

#### 3-PIECE MODULAR | 60MM



3 x 6 x 2<sup>3</sup>/<sub>8</sub>



6 x 6 x 2<sup>3</sup>/<sub>8</sub>




6 x 9 x 2<sup>3</sup>/<sub>8</sub>

#### 6 X 9





6 x 9 x 2<sup>3</sup>/<sub>8</sub>





CLIFFSIDE 



IRON BAY 

## LEARN MORE

View the product page on **Belgard.com** for more information



## TECHNICAL SPECS

- Multi-piece system with accent options available on separate pallet
- Multiple options for installation patterns
- Ideal for both residential and commercial applications
- Ideal for patios, walkways, plazas and residential driveways
- Can be used to construct ADA-compliant pavement



### **DuraFusion™ Technology**

A bold, vibrant finish with a smoother, tighter texture

## QUALITY FOR LIFE

Every step of our manufacturing process incorporates rigorous research, testing and quality assurance. We demand the highest quality from each of our facilities across North America. We believe in creating world-class building products that stand the test of time. See our lifetime warranty at **Belgard.com/Warranty**

Due to the natural materials in our products, colors may vary from those shown on the cut sheet. We recommend viewing actual product samples to ensure the perfect color and finish for each project.



# MEGA-ARBEL®

Paver | 60mm

The dramatic scale features a natural flagstone texture, an irregular shape, and false joints to create a random look that flows harmoniously into the surrounding landscape.



## PALLET INFORMATION

MEGA-ARBEL®		SQFT/ PALLET	UNITS/ LAYER	SQFT/ LAYER	LAYER/ PALLET	WEIGHT/ PALLET
60MM	15 <sup>3</sup> / <sub>8</sub> x 21 x 2 <sup>3</sup> / <sub>8</sub>	104.4	6	8.7	12	3170

## SHAPES & SIZES

60MM



15<sup>3</sup>/<sub>8</sub> x 21 x 2<sup>3</sup>/<sub>8</sub>





ASHWOOD



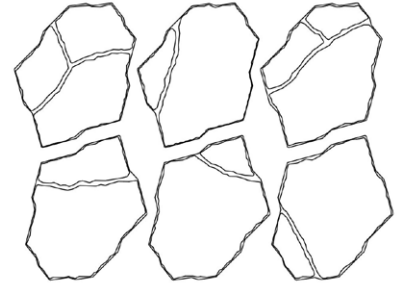
SHADED GRAY

## LEARN MORE

View the product page on [Belgard.com](https://Belgard.com) for more information



### PALLET LAYOUT



### TECHNICAL SPECS

- Irregular interlocking system that utilizes a no-repeat pattern
- Ideal for walkways, patios and poolsides
- Multiple shapes with varying false joints create a random stone look

### QUALITY FOR LIFE

Every step of our manufacturing process incorporates rigorous research, testing and quality assurance. We demand the highest quality from each of our facilities across North America. We believe in creating world-class building products that stand the test of time. See our lifetime warranty at [Belgard.com/Warranty](https://Belgard.com/Warranty)


Due to the natural materials in our products, colors may vary from those shown on the cut sheet. We recommend viewing actual product samples to ensure the perfect color and finish for each project.



# ORIGINS™ 6

## 3-Piece System | 60mm

Emulating the look and texture of natural stone, this paver system offers earthy tones and a slightly chiseled, yet refined surface that blends with the natural environment.



MODULAR  
SIZING



DURAFUSION  
TECHNOLOGY



ACCESSIBLE  
SURFACE

### PALLET INFORMATION

ORIGINS™ 3-PIECE		SQFT/ PALLET	UNITS/ LAYER	SQFT/ LAYER	LAYER/ PALLET	WEIGHT/ PALLET
ORIGINS 6 60MM	3 x 6 x 2 <sup>3</sup> / <sub>8</sub>	20	16	2	10	3120
	6 x 6 x 2 <sup>3</sup> / <sub>8</sub>	40	16	4		
	6 x 9 x 2 <sup>3</sup> / <sub>8</sub>	60	16	6		

### SHAPES & SIZES

#### ORIGINS 6 | 60MM



3 x 6 x 2<sup>3</sup>/<sub>8</sub>




6 x 6 x 2<sup>3</sup>/<sub>8</sub>



6 x 9 x 2<sup>3</sup>/<sub>8</sub>





ASHWOOD 



IRON BAY 



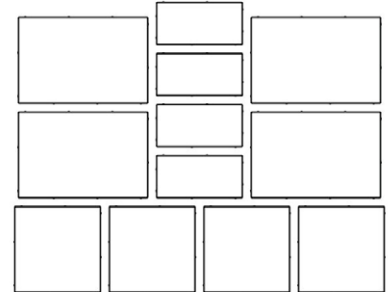
NEWPORT GRAY 

## LEARN MORE

View the product page on **Belgard.com** for more information



## PALLET LAYOUT



## TECHNICAL SPECS

- True 3" increments for simplified design, quoting and ordering
- Compatible with all modular paver lines—look for Modular Sizing icon
- Modular dimensions reduce cuts, installation time, and waste
- Modular compatibility allows more creative pattern options
- Maximized pallet layout for jobsite efficiencies
- Ideal for patios, walkways and pool decks
- Can be used to construct ADA-compliant pavement



### DuraFusion™ Technology

A bold, vibrant finish with a smoother, tighter texture

## QUALITY FOR LIFE

Every step of our manufacturing process incorporates rigorous research, testing and quality assurance. We demand the highest quality from each of our facilities across North America. We believe in creating world-class building products that stand the test of time. See our lifetime warranty at **Belgard.com/Warranty**

Due to the natural materials in our products, colors may vary from those shown on the cut sheet. We recommend viewing actual product samples to ensure the perfect color and finish for each project.



# ORIGINS™ 12

## 3-Piece System | 60mm

Emulating the look and texture of natural stone, this paver system offers earthy tones and a slightly chiseled, yet refined surface that blends with the natural environment.



MODULAR  
SIZING



ACCESSIBLE  
SURFACE

### PALLET INFORMATION

ORIGINS™		SQFT/ PALLET	UNITS/ LAYER	SQFT/ LAYER	LAYER/ PALLET	WEIGHT/ PALLET
ORIGINS 12	6 x 12 x 2 <sup>3</sup> / <sub>8</sub>	120	4	2	10	3205
	12 x 12 x 2 <sup>3</sup> / <sub>8</sub>		4	4		
	18 x 12 x 2 <sup>3</sup> / <sub>8</sub>		4	6		

### SHAPES & SIZES

#### ORIGINS 12

 6 x 12 x 2<sup>3</sup>/<sub>8</sub>

 12 x 12 x 2<sup>3</sup>/<sub>8</sub>

 18 x 12 x 2<sup>3</sup>/<sub>8</sub>





ASHWOOD



IRON BAY



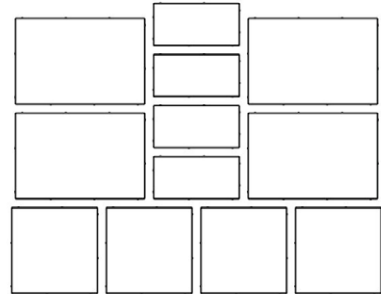
SHADED GRAY

## LEARN MORE

View the product page on [Belgard.com](https://Belgard.com) for more information



## PALLET LAYOUT



## TECHNICAL SPECS

- True 3" increments for simplified design, quoting and ordering
- Compatible with all modular paver lines—look for Modular Sizing icon
- Modular dimensions reduce cuts, installation time, and waste
- Modular compatibility allows more creative pattern options
- Maximized pallet layout for jobsite efficiencies
- Ideal for patios, walkways and pool decks
- Can be used to construct ADA-compliant pavement

## QUALITY FOR LIFE

Every step of our manufacturing process incorporates rigorous research, testing and quality assurance. We demand the highest quality from each of our facilities across North America. We believe in creating world-class building products that stand the test of time. See our lifetime warranty at [Belgard.com/Warranty](https://Belgard.com/Warranty)

Due to the natural materials in our products, colors may vary from those shown on the cut sheet. We recommend viewing actual product samples to ensure the perfect color and finish for each project.



# ORIGINS™ 12

## 3-Piece System | 60mm

The refined, chiseled face of Origins is paired with DuraFusion Technology for a tighter texture and enhanced durability.



### PALLET INFORMATION

ORIGINS™		SQFT/ PALLET	UNITS/ LAYER	SQFT/ LAYER	LAYER/ PALLET	WEIGHT/ PALLET
ORIGINS 12	6 x 12 x 2 <sup>3</sup> / <sub>8</sub>	120	4	2	10	3205
	12 x 12 x 2 <sup>3</sup> / <sub>8</sub>		4	4		
	18 x 12 x 2 <sup>3</sup> / <sub>8</sub>		4	6		

### SHAPES & SIZES

#### ORIGINS 12







ASHWOOD 



CHESWICK 



CLIFFSIDE 



IRON BAY 



NEWPORT GRAY 



SHADED GRAY 



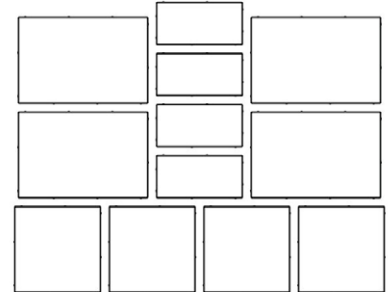
TEAK 

## LEARN MORE

View the product page on **Belgard.com** for more information



## PALLET LAYOUT



## TECHNICAL SPECS

- True 3" increments for simplified design, quoting and ordering
- Compatible with all modular paver lines—look for Modular Sizing icon
- Modular dimensions reduce cuts, installation time, and waste
- Modular compatibility allows more creative pattern options
- Maximized pallet layout for jobsite efficiencies
- Ideal for patios, walkways and pool decks
- Can be used to construct ADA-compliant pavement



### DuraFusion™ Technology

A bold, vibrant finish with a smoother, tighter texture

## QUALITY FOR LIFE

Every step of our manufacturing process incorporates rigorous research, testing and quality assurance. We demand the highest quality from each of our facilities across North America. We believe in creating world-class building products that stand the test of time. See our lifetime warranty at **Belgard.com/Warranty**

Due to the natural materials in our products, colors may vary from those shown on the cut sheet. We recommend viewing actual product samples to ensure the perfect color and finish for each project.



# ORIGINS™ 12

## 3-Piece System | 80mm

The refined, chiseled face of Origins is paired with DuraFusion Technology for a tighter texture and enhanced durability.



MODULAR  
SIZING



DURAFUSION  
TECHNOLOGY



ACCESSIBLE  
SURFACE



DRIVEWAY  
APPROVED

### PALLET INFORMATION

ORIGINS™		SQFT/ PALLET	UNITS/ LAYER	SQFT/ LAYER	LAYER/ PALLET	WEIGHT/ PALLET
ORIGINS 12	6 x 12 x 3 1/8	96	4	12	8	3660
	12 x 12 x 3 1/8		4			
	18 x 12 x 3 1/8		4			

### SHAPES & SIZES

#### ORIGINS 12

 6 x 12 x 3 1/8

 12 x 12 x 3 1/8

 18 x 12 x 3 1/8





ASHWOOD 



CHESWICK 



IRON BAY 



NEWPORT GRAY 



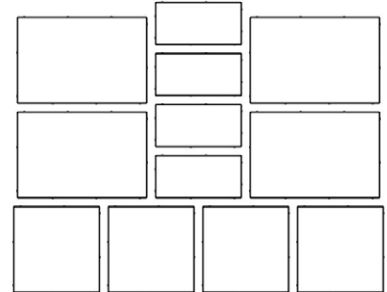
TEAK 

## LEARN MORE

View the product page on [Belgard.com](https://www.belgard.com) for more information



## PALLET LAYOUT



## TECHNICAL SPECS

- True 3" increments for simplified design, quoting and ordering
- Compatible with all modular paver lines—look for Modular Sizing icon
- Modular dimensions reduce cuts, installation time, and waste
- Modular compatibility allows more creative pattern options
- Maximized pallet layout for jobsite efficiencies
- Ideal for patios, walkways and residential vehicular applications
- Can be used to construct ADA-compliant pavement



### DuraFusion™ Technology

A bold, vibrant finish with a smoother, tighter texture

## QUALITY FOR LIFE

Every step of our manufacturing process incorporates rigorous research, testing and quality assurance. We demand the highest quality from each of our facilities across North America. We believe in creating world-class building products that stand the test of time. See our lifetime warranty at [Belgard.com/Warranty](https://www.belgard.com/Warranty)

Due to the natural materials in our products, colors may vary from those shown on the cut sheet. We recommend viewing actual product samples to ensure the perfect color and finish for each project.

# BELGARD®

AN OLDCASTLE® APG OUTDOOR BRAND

**CROFTON**  
2630 Conway Rd.  
Odenton, MD 21113  
Ph: 800-321-9141

**RICHMOND**  
1231 Willis Road  
Richmond, VA 23237  
Ph: 800-321-9141


© 2026 Oldcastle® APG, Inc. All Rights Reserved. BEL25-D-542150 | Mid-Atlantic | Revised 01/2026



# ORIGINS™ 18

## 3-Piece System | 60mm

The refined, chiseled face this larger format system is enriched with DuraFusion Technology for enhanced texture and durability.



MODULAR  
SIZING



DURAFUSION  
TECHNOLOGY



ACCESSIBLE  
SURFACE

### PALLET INFORMATION

ORIGINS™		SQFT/ PALLET	UNITS/ LAYER	SQFT/ LAYER	LAYER/ PALLET	WEIGHT/ PALLET
ORIGINS 18	9 x 18 x 2⅜	112.5	2	2.25	10	3025
	18 x 18 x 2⅜		1	2.25		
	27 x 18 x 2⅜		2	6.75		

### SHAPES & SIZES

#### ORIGINS 18

 9 x 18 x 2⅜

 18 x 18 x 2⅜

 27 x 18 x 2⅜





ASHWOOD 



CHESWICK 



CLIFFSIDE 



IRON BAY 



NEWPORT GRAY 



SHADED GRAY 



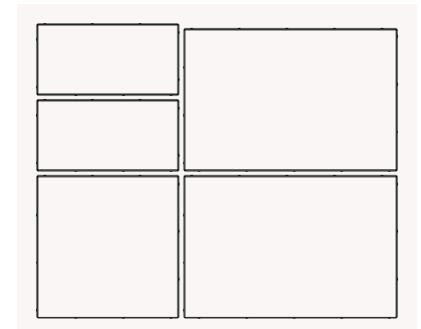
TEAK 

## LEARN MORE

View the product page on **Belgard.com** for more information



## PALLET LAYOUT



## TECHNICAL SPECS

- True 3" increments for simplified design, quoting and ordering
- Compatible with all modular paver lines—look for Modular Sizing icon
- Modular dimensions reduce cuts, installation time, and waste
- Modular compatibility allows more creative pattern options
- Maximized pallet layout for jobsite efficiencies
- Ideal for patios, walkways and pool decks
- Can be used to construct ADA-compliant pavement



### DuraFusion™ Technology

A bold, vibrant finish with a smoother, tighter texture

## QUALITY FOR LIFE

Every step of our manufacturing process incorporates rigorous research, testing and quality assurance. We demand the highest quality from each of our facilities across North America. We believe in creating world-class building products that stand the test of time. See our lifetime warranty at **Belgard.com/Warranty**

Due to the natural materials in our products, colors may vary from those shown on the cut sheet. We recommend viewing actual product samples to ensure the perfect color and finish for each project.

**BELGARD®**

AN OLDCASTLE® APG OUTDOOR BRAND

**CROFTON**  
2630 Conway Rd.  
Odenton, MD 21113  
Ph: 800-321-9141

**RICHMOND**  
1231 Willis Road  
Richmond, VA 23237  
Ph: 800-321-9141

© 2026 Oldcastle® APG, Inc. All Rights Reserved. BEL25-D-542150 | Mid-Atlantic | Revised 01/2026



# ORIGINS™

Paver | 60mm

With a chiseled face and an ideal size for driveways, small patios and borders, this paver is enriched with DuraFusion Technology for enhanced texture and wear-resistance.



## PALLET INFORMATION

ORIGINS™ PAVER		SQFT/ PALLET	UNITS/ LAYER	SQFT/ LAYER	LAYER/ PALLET	WEIGHT/ PALLET
6 X 9	6 x 9 x 2⅜	112.5	30	11.25	10	2985

## SHAPES & SIZES







BOURBON 




MIDNIGHT 

## LEARN MORE

View the product page on [Belgard.com](https://Belgard.com) for more information



## PALLET LAYOUT



## TECHNICAL SPECS

- True 3" increments for simplified design, quoting and ordering
- Compatible with all modular paver lines—look for Modular Sizing icon
- Modular dimensions reduce cuts, installation time, and waste
- Modular compatibility allows more creative pattern options
- Maximized pallet layout for jobsite efficiencies
- Ideal for walkways, patios, borders, accents and residential driveways
- Can be used to construct ADA-compliant pavement



### DuraFusion™ Technology

A bold, vibrant finish with a smoother, tighter texture

## QUALITY FOR LIFE

Every step of our manufacturing process incorporates rigorous research, testing and quality assurance. We demand the highest quality from each of our facilities across North America. We believe in creating world-class building products that stand the test of time. See our lifetime warranty at [Belgard.com/Warranty](https://Belgard.com/Warranty)

Due to the natural materials in our products, colors may vary from those shown on the cut sheet. We recommend viewing actual product samples to ensure the perfect color and finish for each project.



# PAPYRUS™

## 3-Piece Paver | 60mm

An organic textural experience with modern elegance, this paver's unique face offers an upscale hand-tooled look enriched with DuraFusion technology for enhanced color, texture and wear-resistance.



MODULAR  
SIZING



DURAFUSION  
TECHNOLOGY



ACCESSIBLE  
SURFACE

### PALLET INFORMATION

PAPYRUS™		SQFT/ PALLET	UNITS/ LAYER	SQFT/ LAYER	LAYER/ PALLET	WEIGHT/ PALLET
PAPYRUS 18	9 x 18 x 2⅜	112.5	2	11.25	10	3152
	18 x 18 x 2⅜		1			
	27 x 18 x 2⅜		2			

### SHAPES & SIZES

#### PAPYRUS 18



9 x 18 x 2⅜

18 x 18 x 2⅜

27 x 18 x 2⅜





SCANDINA GRAY 



SEPIA 

## LEARN MORE

View the product page on **Belgard.com** for more information



## TECHNICAL SPECS

- True 3" increments for simplified design, quoting and ordering
- Compatible with all modular paver lines—look for Modular Sizing icon
- Modular dimensions reduce cuts, installation time, and waste
- Modular compatibility allows more creative pattern options
- Maximized pallet layout for jobsite efficiencies
- Ideal for patios, walkways and pool decks
- Can be used to construct ADA-compliant pavement



### DuraFusion™ Technology

A bold, vibrant finish with a smoother, tighter texture

## QUALITY FOR LIFE

Every step of our manufacturing process incorporates rigorous research, testing and quality assurance. We demand the highest quality from each of our facilities across North America. We believe in creating world-class building products that stand the test of time. See our lifetime warranty at **Belgard.com/Warranty**

Due to the natural materials in our products, colors may vary from those shown on the cut sheet. We recommend viewing actual product samples to ensure the perfect color and finish for each project.



# TRILOGY™

Paver | 60mm

Complementing Trilogy 3-piece systems as a border or accent, this paver has a chiseled face enriched with DuraFusion and factory-applied sealant for ultimate texture, color and durability.



## PALLET INFORMATION

TRILOGY™		SQFT/ PALLET	UNITS/ LAYER	SQFT/ LAYER	LAYER/ PALLET	WEIGHT/ PALLET
60MM	6½ x 13 x 2⅜	123	21	12.3	10	3444

## SHAPES & SIZES



6½ x 13 x 2⅜





BROWN 



MIDNIGHT 

## LEARN MORE

View the product page on **Belgard.com** for more information



## TECHNICAL SPECS

- Ideal for borders, banding and accents
- Can also be used in a running bond installation for walkways and patios
- Compatible with Trilogy™ Smooth and Trilogy™ Textured 3-piece systems
- Can be used to construct ADA-compliant pavement



### **DuraFusion™ + ColorTech®**

Enhanced texture and wear-resistance with the added protection of factory-applied sealant

## QUALITY FOR LIFE

Every step of our manufacturing process incorporates rigorous research, testing and quality assurance. We demand the highest quality from each of our facilities across North America. We believe in creating world-class building products that stand the test of time. See our lifetime warranty at **Belgard.com/Warranty**

Due to the natural materials in our products, colors may vary from those shown on the cut sheet. We recommend viewing actual product samples to ensure the perfect color and finish for each project.



TRILOGY™ SMOOTH

3-Piece Paver | 60mm

Contemporary aesthetics are delivered with the smooth texture and large-scale format of this 3-piece system, enhanced with DuraFusion and factory-applied sealant for ultimate texture and durability.



PALLET INFORMATION

TRILOGY™ SMOOTH		SQFT/ PALLET	UNITS/ LAYER	SQFT/ LAYER	LAYER/ PALLET	WEIGHT/ PALLET
3-PIECE	6½ x 13 x 2⅜	105	3	1.76	10	2940
	13 x 13 x 2⅜		3	3.521		
	13 x 19½ x 2⅜		3	5.281		

SHAPES & SIZES

3-PIECE | 60MM








PEWTER BLEND 



PHOENIX 



SCANDINA GRAY 



SONORAN 



TUCSON 

## LEARN MORE

View the product page on **Belgard.com** for more information



## TECHNICAL SPECS

- Larger scale 3-piece system
- Ideal for walkways, patios and pool decks
- Compatible with Trilogy™ Textured 3-piece system and Trilogy™ accent paver
- Can be used to construct ADA-compliant pavement



### DuraFusion™ + ColorTech®

Enhanced texture and wear-resistance with the added protection of factory-applied sealant

## QUALITY FOR LIFE

Every step of our manufacturing process incorporates rigorous research, testing and quality assurance. We demand the highest quality from each of our facilities across North America. We believe in creating world-class building products that stand the test of time. See our lifetime warranty at **Belgard.com/Warranty**


Due to the natural materials in our products, colors may vary from those shown on the cut sheet. We recommend viewing actual product samples to ensure the perfect color and finish for each project.



# TRILOGY™ TEXTURED

## 3-Piece Paver | 60mm

Natural stone texture provides an elegant look through a larger scale 3-piece paver, enhanced with the ultimate durability and texture of both DuraFusion and ColorTech sealant.




### PALLET INFORMATION

TRILOGY™ TEXTURED		SQFT/ PALLET	UNITS/ LAYER	SQFT/ LAYER	LAYER/ PALLET	WEIGHT/ PALLET
3-PIECE	6½ x 13 x 2⅜	105	3	1.76	10	2940
	13 x 13 x 2⅜		3	3.521		
	13 x 19½ x 2⅜		3	5.281		


### SHAPES & SIZES

#### 3-PIECE | 60MM








CHESWICK 




PEWTER BLEND 



PHOENIX 



SONORAN 



TUCSON 

## LEARN MORE

View the product page on **Belgard.com** for more information



## TECHNICAL SPECS

- Larger scale 3-piece system
- Compatible with Trilogy™ Smooth 3-piece system and Trilogy™ accent paver
- Can be used to construct ADA-compliant pavement



### DuraFusion™ + ColorTech®

Enhanced texture and wear-resistance with the added protection of factory-applied sealant

## QUALITY FOR LIFE

Every step of our manufacturing process incorporates rigorous research, testing and quality assurance. We demand the highest quality from each of our facilities across North America. We believe in creating world-class building products that stand the test of time. See our lifetime warranty at **Belgard.com/Warranty**


Due to the natural materials in our products, colors may vary from those shown on the cut sheet. We recommend viewing actual product samples to ensure the perfect color and finish for each project.



# TURFSTONE™

## Grid Paver | 80mm

An open lattice grid design offers turf or gravel infill, creating a unique hardscape design that works in harmony with nature.



DRIVEWAY  
APPROVED

### PALLET INFORMATION

TURFSTONE™		SQFT/ PALLET	UNITS/ LAYER	SQFT/ LAYER	LAYER/ PALLET	WEIGHT/ PALLET
80MM	15¾ x 23⅝ x 3⅞	107	5	13.375	8	2900

### SHAPES & SIZES

80MM



15¾ x 23⅝ x 3⅞




## LEARN MORE

View the product page on **Belgard.com** for more information



## PALLET LAYOUT




## TECHNICAL SPECS

- Manufactured in accordance with ASTM C1319
- Open lattice grid design for turf infill
- 40% surface opening with void space for creating a grass pavement
- Applications include driveways, parking stalls, ramps, service and emergency access lanes

## QUALITY FOR LIFE

Every step of our manufacturing process incorporates rigorous research, testing and quality assurance. We demand the highest quality from each of our facilities across North America. We believe in creating world-class building products that stand the test of time. See our lifetime warranty at **Belgard.com/Warranty**

Due to the natural materials in our products, colors may vary from those shown on the cut sheet. We recommend viewing actual product samples to ensure the perfect color and finish for each project.



GRAY

# BELGARD®

AN OLDCASTLE® APG OUTDOOR BRAND

**CROFTON**  
2630 Conway Rd.  
Odenton, MD 21113  
Ph: 800-321-9141

**RICHMOND**  
1231 Willis Road  
Richmond, VA 23237  
Ph: 800-321-9141



# GLOCAL

Concrete Finish | 20mm

The smooth concrete-like finish offers a clean, contemporary aesthetic. Its structured and tight surface texture in neutral shades makes this porcelain paver a versatile design element.



SLIGHT SHADE  
VARIATION



LOW SOLAR HEAT  
ABSORPTION



ACCESSIBLE  
SURFACE

## PALLET INFORMATION

GLOCAL		SQFT/ PALLET	SQFT/ BOX	BOXES/ PALLET	PCS/ BOX	WEIGHT/ BOX	WEIGHT/ PALLET
24 X 24	23.54 x 23.54 x 3/4	232.5	7.75	30	2	72	2160

## SHAPES & SIZES

24 X 24




23.54 x 23.54 x 3/4






CLEAR | GC 01  



IDEAL | GC 03 



CLASSIC | GC 05 

## LEARN MORE

View the product page on **Belgard.com** for more information



## TECHNICAL SPECS

- Incredibly high breakage loads, up to 3,000 pounds
- Can be cleaned with normal household cleaners and even pressure washed with a low pressure washing device.\*
- High-density structure and ultra-low absorption rate provide a tight surface texture that fends off surface mold, moss, dirt and stains
- Unaffected by alkalis, acids, chemical agents, salt and other de-icing materials
- Structured top textures create non-slip surfaces
- Freeze-thaw resistant—100% frost-free and properties remain unaltered at temperatures ranging from -51.1° to + 60° C (-60°F to +140°F)
- Can be installed on a pedestal system for plaza and rooftop installations
- Suitable for ADA-compliant installations

\* It is important that all pressure washing of your porcelain pavers be done with a low pressure washer with a maximum of 1600 psi and nothing more powerful. When pressure washing your installation, care should be taken to prevent damage to the grout (adhesive and grout installations) and some re-sanding will be necessary when power washing an installation with sand or polymeric sand joints.

Due to the natural materials in our products, colors may vary from those shown on the cut sheet. We recommend viewing actual product samples to ensure the perfect color and finish for each project.



# LAGOON

Stone Finish | 20mm

Painstaking detail and depth of color evoke the expressive power of nature through these stylish modular pavers. Veining effects are inspired by the stratifications of sedimentary rocks.



MIRAGE  
INSPIRING BETTER LIVING



SLIGHT SHADE  
VARIATION



LOW SOLAR HEAT  
ABSORPTION



ACCESSIBLE  
SURFACE

## PALLET INFORMATION

LAGOON		SQFT/ PALLET	SQFT/ BOX	BOXES/ PALLET	PCS/ BOX	WEIGHT/ BOX	WEIGHT/ PALLET
24 X 48	23.54 x 47.17 x 3/4	271.25	7.75	35	1	74	2621

## SHAPES & SIZES

24 X 48



23.54 x 47.17 x 3/4






MOONBEAM | LG 01 ST 



SANDSHELL | LG 02 ST 



SHARKSKIN | LG 04 ST 

## LEARN MORE

View the product page on **Belgard.com** for more information



## TECHNICAL SPECS

- Incredibly high breakage loads, up to 3,000 pounds
- Unaffected by alkalis, acids, chemical agents, salt and other de-icing materials
- High-density structure and ultra-low absorption rate provide a tight surface texture that fends off surface mold, moss, dirt and stains
- Structured top textures create non-slip surfaces
- Freeze-thaw resistant—100% frost-free and properties remain unaltered at temperatures ranging from -51.1° to + 60° C (-60°F to +140°F)
- Can be installed on a pedestal system for plaza and rooftop installations
- Suitable for ADA-compliant installations

\* It is important that all pressure washing of your porcelain pavers be done with a low pressure washer with a maximum of 1600 psi and nothing more powerful. When pressure washing your installation, care should be taken to prevent damage to the grout (adhesive and grout installations) and some re-sanding will be necessary when power washing an installation with sand or polymeric sand joints.

Due to the natural materials in our products, colors may vary from those shown on the cut sheet. We recommend viewing actual product samples to ensure the perfect color and finish for each project.



# NOON

Wood Finish | 20mm

Warm and stylish, this contemporary expression of simplicity combines the look and feel of natural reclaimed wood with the durability of porcelain.



**MIRAGE**  
INSPIRING BETTER LIVING



MODERATE SHADE  
VARIATION



HIGH SHADE  
VARIATION



ACCESSIBLE  
SURFACE

## PALLET INFORMATION

NOON		SQFT/ PALLET	SQFT/ BOX	BOXES/ PALLET	PCS/ BOX	WEIGHT/ BOX	WEIGHT/ PALLET
12 X 48	11.73 x 47.17 x 3/4	279	7.75	36	2	74	2664

## SHAPES & SIZES

12 X 48



11.73 x 47.17 x 3/4





DAYLIGHT | NN 01 ST 



EMBER | NN 02 ST 



HONEY | NN 03 ST 

## LEARN MORE

View the product page on **Belgard.com** for more information



## TECHNICAL SPECS

- Incredibly high breakage loads, up to 3,000 pounds
- Can be cleaned with normal household cleaners and even pressure washed with a low pressure washing device.\*
- High-density structure and ultra-low absorption rate provide a tight surface texture that fends off surface mold, moss, dirt and stains
- Unaffected by alkalis, acids, chemical agents, salt and other de-icing materials
- Structured top textures create non-slip surfaces.
- Freeze-thaw resistant—100% frost-free and properties remain unaltered at temperatures ranging from -51.1° to + 60° C (-60°F to +140°F)
- Suitable for ADA-compliant installations

\* It is important that all pressure washing of your porcelain pavers be done with a low pressure washer with a maximum of 1600 psi and nothing more powerful. When pressure washing your installation, care should be taken to prevent damage to the grout (adhesive and grout installations) and some re-sanding will be necessary when power washing an installation with sand or polymeric sand joints.

Due to the natural materials in our products, colors may vary from those shown on the cut sheet. We recommend viewing actual product samples to ensure the perfect color and finish for each project.



NOVEMBER

Stone Finish | 20mm

Minimalist styling inspired by nature is found with this versatile porcelain paver. Characteristics of stone and cement embody its texture to offer a simple, yet elegant look.



MIRAGE®  
INSPIRING BETTER LIVING



SLIGHT SHADE  
VARIATION



LOW SOLAR HEAT  
ABSORPTION



ACCESSIBLE  
SURFACE

PALLET INFORMATION

NOVEMBER		SQFT/ PALLET	SQFT/ BOX	BOXES/ PALLET	PCS/ BOX	WEIGHT/ BOX	WEIGHT/ PALLET
24 X 24	23.54 x 23.54 x 3/4	232.5	7.75	30	2	72	2160

SHAPES & SIZES







RAIN | NM01 



WIND | NM02 



WARM | NM04 



LAND | NM05 

## LEARN MORE

View the product page on **Belgard.com** for more information



## TECHNICAL SPECS

- Incredibly high breakage loads, up to 3,000 pounds
- Can be cleaned with normal household cleaners and even pressure washed with a low pressure washing device\*
- High-density structure and ultra-low absorption rate provide a tight surface texture that fends off surface mold, moss, dirt and stains
- Unaffected by alkalis, acids, chemical agents, salt and other de-icing materials
- Structured top textures create non-slip surfaces
- Freeze-thaw resistant—100% frost-free and properties remain unaltered at temperatures ranging from -51.1° to + 60° C (-60°F to +140°F)
- Can be installed on a pedestal system for plaza and rooftop installations
- Suitable for ADA-compliant installations

\* It is important that all pressure washing of your porcelain pavers be done with a low pressure washer with a maximum of 1600 psi and nothing more powerful. When pressure washing your installation, care should be taken to prevent damage to the grout (adhesive and grout installations) and some re-sanding will be necessary when power washing an installation with sand or polymeric sand joints.


Due to the natural materials in our products, colors may vary from those shown on the cut sheet. We recommend viewing actual product samples to ensure the perfect color and finish for each project.



# QUARZITI 2.0

Stone Finish | 20mm

This interpretation of natural quartz incorporates a gentle shading effect with the authentic diversity and subtle iridescence of natural elements.



MIRAGE®  
INSPIRING BETTER LIVING



MODERATE SHADE  
VARIATION



LOW SOLAR HEAT  
ABSORPTION



ACCESSIBLE  
SURFACE

## PALLET INFORMATION

QUARZITI 2.0		SQFT/ PALLET	SQFT/ BOX	BOXES/ PALLET	PCS/ BOX	WEIGHT/ BOX	WEIGHT/ PALLET
24 X 24	23.54 x 23.54 x 3/4	232.5	7.75	30	2	72	2160
24 X 48	23.54 x 47.17 x 3/4	271.25	7.75	35	1	74	2621

## SHAPES & SIZES

24 X 24



23.54 x 23.54 x 3/4

24 X 48




23.54 x 47.17 x 3/4





GLACIER | QR 01 NAT 




MOUNTAINS | QR 02 NAT 



WATERFALL | QR 03 NA 



RIVER | QR 04 NAT 

## LEARN MORE

View the product page on **Belgard.com** for more information



## TECHNICAL SPECS

- Incredibly high breakage loads, up to 3,000 pounds
- Can be cleaned with normal household cleaners and even pressure washed with a low pressure washing device.\*
- High-density structure and ultra-low absorption rate provide a tight surface texture that fends off surface mold, moss, dirt and stains
- Unaffected by alkalis, acids, chemical agents, salt and other de-icing materials
- Structured top textures create non-slip surfaces
- Freeze-thaw resistant—100% frost-free and properties remain unaltered at temperatures ranging from -51.1° to + 60° C (-60°F to +140°F)
- Can be installed on a pedestal system for plaza and rooftop installations
- Suitable for ADA-compliant installations

\* It is important that all pressure washing of your porcelain pavers be done with a low pressure washer with a maximum of 1600 psi and nothing more powerful. When pressure washing your installation, care should be taken to prevent damage to the grout (adhesive and grout installations) and some re-sanding will be necessary when power washing an installation with sand or polymeric sand joints.


Due to the natural materials in our products, colors may vary from those shown on the cut sheet. We recommend viewing actual product samples to ensure the perfect color and finish for each project.



# UNICO 2.0

Coping | 20mm

Enhance your outdoor spaces with our premium porcelain coping, available in a variety of styles to complement multiple porcelain paver lines.



SLIGHT SHADE VARIATION



MODERATE SHADE VARIATION



HIGH SHADE VARIATION



LOW SOLAR HEAT ABSORPTION



ACCESSIBLE SURFACE

## PALLET INFORMATION

UNICO 2.0		SQFT/ PALLET	SQFT/ BOX	BOXES/ PALLET	PCS/ BOX	WEIGHT/ BOX	WEIGHT/ PALLET
COPING	11.62 x 23.54 x ¾"	205.2	5.7	36	3	54	1944

## SHAPES & SIZES

COPING



11.62 x 23.54 x ¾"






CLEAR | GC 01



IDEAL | GC 03



CLASSIC | GC 05



DAYLIGHT | NN 01 ST



EMBER | NN 02 ST



HONEY | NN 03 ST



GLACIER | QR 01 NAT



MOUNTAINS | QR 02 NAT



WATERFALL | QR 03 NAT



RIVER | QR 04 NAT

## LEARN MORE

View the product page on **Belgard.com** for more information



## TECHNICAL SPECS

- Coordinates with various porcelain paver lines.
- Use for steps or as coping for swimming pools
- Incredibly high breakage loads, up to 3,000 pounds
- High-density structure and ultra-low absorption rate provide a tight surface texture that fends off surface mold, moss, dirt and stains
- Unaffected by alkalis, acids, chemical agents, salt and other de-icing materials
- Structured top textures create non-slip surfaces
- Freeze-thaw resistant—100% frost-free and properties remain unaltered at temperatures ranging from -51.1° to + 60° C (-60°F to +140°F)
- Suitable for ADA-compliant installations

\* It is important that all pressure washing of your porcelain pavers be done with a low pressure washer with a maximum of 1600 psi and nothing more powerful. When pressure washing your installation, care should be taken to prevent damage to the grout (adhesive and grout installations) and some re-sanding will be necessary when power washing an installation with sand or polymeric sand joints.

Due to the natural materials in our products, colors may vary from those shown on the cut sheet. We recommend viewing actual product samples to ensure the perfect color and finish for each project.



# DIAMOND® 10DS

## Retaining

Offering a rough-hewn face with uniform edges, this wall provides versatility for various applications. Its weathered stone look blends seamlessly with natural landscapes.



RETAINING



STEPS



COLUMNS

### PALLET INFORMATION

DIAMOND® 10DS		SQFT/ PALLET	SQFT/ LAYER	LAYER/ PALLET	UNITS/ PALLET	WEIGHT/ PALLET
CORNER BLOCK	6 x 17¼ x 10	43.2	8.64	5	60	3154
	6 x 18 x 9	30	7.5	4	40	3060
XL CAP	3 x 18 /12 x 13	22.32	2.79	8	72	3312

### SHAPES & SIZES

#### BLOCK



6 x 17¼ x 10

#### CORNER



6 x 18 x 9

#### XL CAP



3 x 18 /12 x 13





ASHWOOD



CLIFFSIDE



IRON BAY



SHADED GRAY

## LEARN MORE

View the product page on [Beldgard.com](https://Belgard.com) for more information



## TECHNICAL SPECS

- All system components are standard-split in-line
- Rear lip locators easily establish a uniform wall batter
- A matching cap and corner completes the system
- Build gravity walls up to 3 feet 6 inches high, including the buried course
- Taller walls can be built using geosynthetic reinforcement when designed by a qualified engineer
- Minimum outside radius, measured on the top course to the front of the units: 3 feet
- Minimum inside radius, measured on the base course to the front of the units: 6 feet

## QUALITY FOR LIFE

Every step of our manufacturing process incorporates rigorous research, testing and quality assurance. We demand the highest quality from each of our facilities across North America. We believe in creating world-class building products that stand the test of time. See our lifetime warranty at [Beldgard.com/Warranty](https://Belgard.com/Warranty)

Due to the natural materials in our products, colors may vary from those shown on the cut sheet. We recommend viewing actual product samples to ensure the perfect color and finish for each project.



# DIAMOND PRO® AIR SMOOTH

## Retaining

This innovative high-performance wall features a clean, contemporary look and is 30% lighter with efficiencies on every level.



RETAINING



STEPS



COLUMNS

### PALLET INFORMATION

DIAMOND PRO® AIR SMOOTH		SQFT/ PALLET	UNITS/ LAYER	SQFT/ LAYER	LAYER/ PALLET	WEIGHT/ PALLET
BLOCK	8 x 18 x 11½	36	9	9	4	1944
CORNER	8 x 18 x 9	24	12	12	2	1800
CAP	4 x 18/12 x 13	22.3	9	9	6	3078

### SHAPES & SIZES

#### BLOCK



8 x 18 x 11½

#### CORNER



8 x 18 x 9

#### 4" CAP



4 x 18/12 x 13





ANTHRACITE



HICKORY



SCANDINA GRAY



SHADED GRAY

## LEARN MORE

View the product page on **Belgard.com** for more information



## TECHNICAL SPECS

- Can be installed as a gravity wall or geogrid-reinforced wall
- Weighing only 54 lbs., this 1 square foot block maximizes installation and shipping efficiencies
- Front lug design produces a 9/16" per unit setback for a 4° system batter
- Cores align for easy filling
- Built-in handholds for easy handling
- Top course is placed upside down to increase capping efficiency
- Near-vertical geogrid-reinforced retaining walls up to 12 feet tall
- Gravity walls up to 3' 4" high\*, including the buried course
- Minimum outside radius, measured on the top course to the front of the units: 4 feet
- Minimum inside radius, measured on the base course to the front of the units: 6 feet

\*Gravity wall heights are based on project specific conditions and may be lower than this value.

## QUALITY FOR LIFE

Every step of our manufacturing process incorporates rigorous research, testing and quality assurance. We demand the highest quality from each of our facilities across North America. We believe in creating world-class building products that stand the test of time. See our lifetime warranty at **Belgard.com/Warranty**


Due to the natural materials in our products, colors may vary from those shown on the cut sheet. We recommend viewing actual product samples to ensure the perfect color and finish for each project.



# DIAMOND PRO® AIR STRAIGHT

## Retaining

Featuring a classic split-stone face and crisp edges, this innovative high-performance wall is 30% lighter with efficiencies on every level.



RETAINING



STEPS



COLUMNS

### PALLET INFORMATION

DIAMOND PRO® AIR STRAIGHT		SQFT/ PALLET	SQFT/ LAYER	LAYER/ PALLET	UNITS/ PALLET	WEIGHT/ PALLET
BLOCK	8 x 18 x 12	Crofton: 48 Richmond: 45	Crofton: 12 Richmond: 9	Crofton: 4 Richmond: 5	Crofton: 48 Richmond: 45	Crofton: 3467 Richmond: 3510
CORNER	8 x 18 x 9	Crofton: 20 Richmond: 20	Crofton: 10 Richmond: 10	Crofton: 2 Richmond: 2	Crofton: 20 Richmond: 20	Crofton: 2040 Richmond: 2060
4" UNICAP	Richmond: 4 x 16 x 12	26.4	4.4	6	60	3590
4" UNIVERSAL CAP	Crofton: 4 x 17 x 10 x 12	34	4.25	8	48	2467

### SHAPES & SIZES

#### BLOCK



8 x 18 x 12

#### CORNER



8 x 18 x 9

#### 4" UNIVERSAL CAP



Crofton: 4 x 17 x 10 x 12

#### 4" UNICAP



Richmond: 4 x 16 x 12





ASHWOOD

Swatch represents product color only



CLIFFSIDE



IRON BAY



SHADED GRAY

## LEARN MORE

View the product page on **Belgard.com** for more information



## TECHNICAL SPECS

- Can be installed as a gravity wall or geogrid-reinforced wall
- Weighing only 54 lbs., this 1 square foot block maximizes installation and shipping efficiencies
- Front lug design produces a 9/16" per unit setback for a 4° system batter
- Cores align for easy filling
- Built-in handholds for easy handling
- Top course is placed upside down to increase capping efficiency
- Near-vertical geogrid-reinforced retaining walls up to 12 feet tall
- Gravity walls up to 3' 4" high\*, including the buried course
- Minimum outside radius, measured on the top course to the front of the units: 4 feet
- Minimum inside radius, measured on the base course to the front of the units: 6 feet

\*Gravity wall heights are based on project specific conditions and may be lower than this value.

## QUALITY FOR LIFE

Every step of our manufacturing process incorporates rigorous research, testing and quality assurance. We demand the highest quality from each of our facilities across North America. We believe in creating world-class building products that stand the test of time. See our lifetime warranty at **Belgard.com/Warranty**


Due to the natural materials in our products, colors may vary from those shown on the cut sheet. We recommend viewing actual product samples to ensure the perfect color and finish for each project.



# HIGHLAND STONE®

## Retaining | Freestanding

The rough-hewn face and multiple pieces of this wall provide a natural stone aesthetic with a rustic hand-stacked look. Each block has a rugged, varied split-stone appearance.



RETAINING



FREESTANDING



FIRE PITS



KITCHEN



STEPS



COLUMNS

### PALLET INFORMATION

HIGHLAND STONE® CROFTON		SQFT/ PALLET	SQFT/ LAYER	LAYER/ PALLET	UNITS/ PALLET	WEIGHT/ PALLET
6" & 12" RETAINING	6 x 6 x 12	33.75	2.25	5	45	4152
	6 x 12 x 12		4.5		45	
18" RETAINING	6 x 18 x 12	33.75	6.75	5	45	3622
6" & 12" FREESTANDING	6 x 6 / 4 x 9	30	2.475	4	40	3300
	6 x 12 / 10 x 9		5.025		40	
18" FREESTANDING	6 x 18 / 16 x 9	30	7.5	4	40	2366
CORNER	6 x 18 x 9	30	7.5	4	40	3280
XL CAP	3 x 18 / 12 x 13	22.32	2.79	8	72	4458

### SHAPES & SIZES

#### 6" & 12" RETAINING



6 x 6 x 12



6 x 12 x 12

#### 18" RETAINING



6 x 18 x 12

#### 6" & 12" FREESTANDING



6 x 6 / 4 x 9



6 x 12 / 10 x 9

#### 18" FREESTANDING



6 x 18 / 16 x 9

#### CORNER



6 x 18 x 9

#### XL CAP



3 x 18 / 12 x 13





ASHWOOD



IRON BAY



SHADED GRAY

## LEARN MORE

View the product page on **Belgard.com** for more information



## TECHNICAL SPECS

- Create straight or curved walls
- Rear-lip block makes installation fast and accurate
- Freestanding walls can be built up to 3 ft high, including buried course, but excluding the cap
- Gravity walls up to 4 ft 6 in high, including buried course\*
- Taller walls can be built using geosynthetic reinforcement when designed by a qualified engineer
- Minimum outside radius, measured on the top course to the front of the units: 4 ft
- Minimum inside radius, measured on the base course to the front of the units: 8 ft

\*Gravity wall heights are based on project specific conditions and may be lower than this value.

## QUALITY FOR LIFE

Every step of our manufacturing process incorporates rigorous research, testing and quality assurance. We demand the highest quality from each of our facilities across North America. We believe in creating world-class building products that stand the test of time. See our lifetime warranty at **Belgard.com/Warranty**


Due to the natural materials in our products, colors may vary from those shown on the cut sheet. We recommend viewing actual product samples to ensure the perfect color and finish for each project.



# HIGHLAND STONE®

## Retaining | Freestanding

The rough-hewn face and multiple pieces of this wall provide a natural stone aesthetic with a rustic hand-stacked look. Each block has a rugged, varied split-stone appearance.



RICHMOND ONLY



RETAINING



FREESTANDING



FIRE PITS



KITCHEN



STEPS



COLUMNS

### PALLET INFORMATION

HIGHLAND STONE® RICHMOND		SQFT/ PALLET	SQFT/ LAYER	LAYER/ PALLET	UNITS/ PALLET	WEIGHT/ PALLET
RETAINING	6 x 6 x 12	24	1	4	16	2808
	6 x 12 x 12		2		16	
	6 x 18 x 12		3		16	
FREESTANDING	6 x 6 / 4 x 9	27	0.8	5	20	2808
	6 x 12 / 10 x 9		1.8		20	
	6 x 18 / 16 x 9		2.8		20	
CORNER	6 x 18 x 9	30	7.5	4	40	3060
XL CAP	3 x 18 / 12 x 13	22.32	2.79	8	72	3312

### SHAPES & SIZES

#### RETAINING



6 x 6 x 12



6 x 12 x 12



6 x 18 x 12

#### FREESTANDING



6 x 6 / 4 x 9



6 x 12 / 10 x 9



6 x 18 / 16 x 9

#### CORNER



6 x 18 x 9

#### XL CAP



3 x 18 / 12 x 13





ASHWOOD



CLIFFSIDE



IRON BAY



SHADED GRAY

## LEARN MORE

View the product page on [Belgard.com](https://www.belgard.com) for more information



## TECHNICAL SPECS

- Create straight or curved walls
- Rear-lip block makes installation fast and accurate
- Freestanding walls can be built up to 3 ft high, including buried course, but excluding the cap
- Gravity walls up to 4 ft 6 in high, including buried course\*
- Taller walls can be built using geosynthetic reinforcement when designed by a qualified engineer
- Minimum outside radius, measured on the top course to the front of the units: 4 ft
- Minimum inside radius, measured on the base course to the front of the units: 8 ft

\*Gravity wall heights are based on project specific conditions and may be lower than this value.

## QUALITY FOR LIFE

Every step of our manufacturing process incorporates rigorous research, testing and quality assurance. We demand the highest quality from each of our facilities across North America. We believe in creating world-class building products that stand the test of time. See our lifetime warranty at [Belgard.com/Warranty](https://www.belgard.com/Warranty)

Due to the natural materials in our products, colors may vary from those shown on the cut sheet. We recommend viewing actual product samples to ensure the perfect color and finish for each project.



# MELVILLE™ WALL

## Garden | Freestanding

Distinctive smooth faces, subtle edges and clean design make this wall stand out for the modern aesthetics it provides. System is comprised of a double-sided wall unit, along with a matching cap.



FREESTANDING



GARDEN



FIRE PITS



KITCHEN



STEPS



COLUMNS

### PALLET INFORMATION

MELVILLE™ WALL		SQFT/ PALLET	SQFT/ LAYER	LAYER/ PALLET	UNITS/ PALLET	WEIGHT/ PALLET
WALL UNIT	4 x 20 x 10	26.6	4.44	6	48	3060
WEDGE	4 x 9½ x 10	19	3.17	6	72	1921
CAP	2 x 20 x 13	16.8	1.68	10	60	2500

### SHAPES & SIZES

#### WALL UNIT



#### WEDGE



#### CAP







ANTHRACITE



CLIFFSIDE



HICKORY



SCANDINA GRAY



SHADED GRAY

## LEARN MORE

View the product page on **Belgard.com** for more information



## TECHNICAL SPECS

- Matching cap provides a seamless aesthetic
- Integrate cap into wall design to create depth and custom appearance
- Multiple installation patterns
- Smooth face and aesthetics pair well with our pre-built Melville Series of fire and kitchen features
- Simplistic design allows for easy installation of walls and other outdoor features
- 2 foot maximum height is perfect for garden and planter walls

## QUALITY FOR LIFE

Every step of our manufacturing process incorporates rigorous research, testing and quality assurance. We demand the highest quality from each of our facilities across North America. We believe in creating world-class building products that stand the test of time. See our lifetime warranty at **Belgard.com/Warranty**


Due to the natural materials in our products, colors may vary from those shown on the cut sheet. We recommend viewing actual product samples to ensure the perfect color and finish for each project.



# VANGUARD

## Retaining | Freestanding

Versatile smooth-faced wall system creates coordinated contemporary retaining walls, freestanding walls and outdoor features for a cohesive design.



RETAINING



FREESTANDING



GARDEN



COLUMNS

### PALLET INFORMATION

VANGUARD		SQFT/ PALLET	UNITS/ LAYER	SQFT/ LAYER	LAYER/ PALLET	WEIGHT/ PALLET
3-PIECE	6 x 6/4 x 10	28.4	4	5.68	5	1921
	6 x 12/10 x 10		4			
	6 x 16/14 x 10		4			
CAP	3 x 18 x 13	22.32	6	9	8	2652

### SHAPES & SIZES

#### 3-PIECE



6 x 6/4 x 10



6 x 12/10 x 10



6 x 16/14 x 10

#### CAP



3 x 18 x 13

#### PINS



5 x 1/2 diameter  
2 pins / block  
(Sold separately. For SRW application only)





ANTHRACITE



ASHWOOD



CLIFFSIDE



HICKORY



IRON BAY



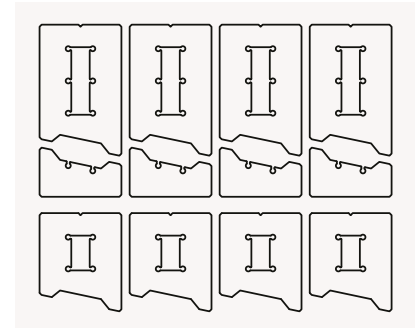
SHADED GRAY

## LEARN MORE

View the product page on [Beldgard.com](https://Belgard.com) for more information



## PALLET LAYOUT



## TECHNICAL SPECS

- Builds walls, seating and columns from one system
- Gravity retaining walls up to 3 ft. and freestanding walls up to 2 ft. 6 in.
- Lightweight open-core units for easier handling and cutting
- Open slotted pinholes to help form inside and outside curves
- Integrated corner solution to finish turns and ends without extra pieces
- Shared pin design with Diamond® Pro PS for cross-platform consistency

## QUALITY FOR LIFE

Every step of our manufacturing process incorporates rigorous research, testing and quality assurance. We demand the highest quality from each of our facilities across North America. We believe in creating world-class building products that stand the test of time. See our lifetime warranty at [Beldgard.com/Warranty](https://Belgard.com/Warranty)

Due to the natural materials in our products, colors may vary from those shown on the cut sheet. We recommend viewing actual product samples to ensure the perfect color and finish for each project.

# BELGARD®

AN OLDCASTLE® APG OUTDOOR BRAND

**CROFTON**  
2630 Conway Rd.  
Odenton, MD 21113  
Ph: 800-321-9141

**RICHMOND**  
1231 Willis Road  
Richmond, VA 23237  
Ph: 800-321-9141


© 2026 Oldcastle® APG, Inc. All Rights Reserved. BEL25-D-542150 | Mid-Atlantic | Revised 01/2026



# WESTON STONE™

## Garden | Freestanding

Offering the look of tumbled cut stone, this wall block is double-sided for the design flexibility to create a wide variety of garden walls and outdoor living features.



FREESTANDING



GARDEN



FIRE PITS



KITCHEN



STEPS




COLUMNS

### PALLET INFORMATION

WESTON STONE™		SQFT/ PALLET	SQFT/ LAYER	LAYER/ PALLET	UNITS/ PALLET	WEIGHT/ PALLET
UNIVERSAL	4 x 12 x 8	40	6.7	6	120	3480

### SHAPES & SIZES

UNIVERSAL







ANTHRACITE



ASHWOOD



HICKORY



SHADED GRAY

## LEARN MORE

View the product page on **Belgard.com** for more information



## TECHNICAL SPECS

- Plantable wall designs and columns can be easily created
- Create a wide variety of custom outdoor living features including kitchens, built-in seating and fire features
- Build curved or straight walls
- Build freeform walls with minimal cuts
- Can be used to build gravity walls up to 2 feet high\*, including the buried course
- Minimum outside radius, measured on the top course to the front of the units: 5 feet
- Minimum inside radius, measured on the base course to the front of the units: 3 feet

\*Gravity wall heights are based on project specific conditions and may be lower than this value.

## QUALITY FOR LIFE

Every step of our manufacturing process incorporates rigorous research, testing and quality assurance. We demand the highest quality from each of our facilities across North America. We believe in creating world-class building products that stand the test of time. See our lifetime warranty at **Belgard.com/Warranty**

Due to the natural materials in our products, colors may vary from those shown on the cut sheet. We recommend viewing actual product samples to ensure the perfect color and finish for each project.






# BELMONT

## Caps

The hand-chiseled appearance and large-format cap sizes enhance visual impact to provide a sophisticated natural stone aesthetic and a refined finished look.




PALLET INFORMATION							SHAPES & SIZES	
BELMONT CAPS		LNFT/ PALLET	LNFT/ LAYER	LAYER/ PALLET	UNITS/ PALLET	WEIGHT/ PALLET	28" PIER CAP	
28" PIER CAP	28 x 28 x 3	9.33	2.33	4	4	700		28 x 28 x 3
32" PIER CAP	32 x 32 x 2 1/4	10.68	2.67	4	4	788		32 x 32 x 2 1/4
STAIR TREAD/ CAP	52 x 13 x 2	78	-	-	18	1872		52 x 13 x 2





BLUESTONE



BROWNSTONE

## LEARN MORE

View the product page on **Belgard.com** for more information



## TECHNICAL SPECS

- Large-format sizes
- Multiple sizes and shapes for design versatility
- Add a finished look to fire pits, walls, columns, seating and planters

## QUALITY FOR LIFE

Every step of our manufacturing process incorporates rigorous research, testing and quality assurance. We demand the highest quality from each of our facilities across North America. We believe in creating world-class building products that stand the test of time. See our lifetime warranty at **Belgard.com/Warranty**


Due to the natural materials in our products, colors may vary from those shown on the cut sheet. We recommend viewing actual product samples to ensure the perfect color and finish for each project.



# BELMONT

## Step

The elegant hand-chiseled look and large-format shape of this step tread provides a sophisticated finishing touch to patios and landscapes.



### PALLET INFORMATION

BELMONT STEP		LNFT/ PALLET	LNFT/ LAYER	LAYER/ PALLET	UNITS/ PALLET	WEIGHT/ PALLET
STEP UNIT	47½ x 15 x 6	11.875	11.875	1	3	700

### SHAPES & SIZES

#### STEP UNIT




47½ x 15 x 6





BLUESTONE



BROWNSTONE

## LEARN MORE

View the product page on [Beldgard.com](https://Belgard.com) for more information



## TECHNICAL SPECS

- Large-format shape creates a seamless step tread
- Create steps or landings for changes in elevation
- Place units back to back for deeper landings
- Coordinates with Belmont Caps for a cohesive look
- Available with either a single-sided chiseled edge or three-sided chiseled edge, adding to design flexibility

## QUALITY FOR LIFE

Every step of our manufacturing process incorporates rigorous research, testing and quality assurance. We demand the highest quality from each of our facilities across North America. We believe in creating world-class building products that stand the test of time. See our lifetime warranty at [Beldgard.com/Warranty](https://Belgard.com/Warranty)

Due to the natural materials in our products, colors may vary from those shown on the cut sheet. We recommend viewing actual product samples to ensure the perfect color and finish for each project.



# CURBSTONE

## Edger


Designed to provide a textural accent, the time-worn finish of this edger has rustic qualities and a classic, natural look that seamlessly integrates into various designs.



### PALLET INFORMATION

CURBSTONE		LNFT/ PALLET	LNFT/ LAYER	LAYER/ PALLET	UNITS/ PALLET	WEIGHT/ PALLET
STONE	8 x 4 x 8	120	20	6	180	2340

### SHAPES & SIZES







**ASHWOOD**

Swatch represents product color only



**CLIFFSIDE**

Swatch represents product color only



**SHADED GRAY**

Swatch represents product color only

## LEARN MORE

View the product page on **Belgard.com** for more information



## TECHNICAL SPECS

- Provides finished look for gardens and walkways
- Easy installation
- Lay upright or flat, depending on desired dimensional aesthetic

## QUALITY FOR LIFE

Every step of our manufacturing process incorporates rigorous research, testing and quality assurance. We demand the highest quality from each of our facilities across North America. We believe in creating world-class building products that stand the test of time. See our lifetime warranty at **Belgard.com/Warranty**


Due to the natural materials in our products, colors may vary from those shown on the cut sheet. We recommend viewing actual product samples to ensure the perfect color and finish for each project.



# MELVILLE™

## Curb

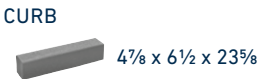
The smooth, contemporary finish of this curb perfectly complements any paver. Its unique length and sleek design allows for versatility and transitions with modern style.



### PALLET INFORMATION

MELVILLE™ CURB		LNFT/ PALLET	LNFT/ LAYER	LAYER/ PALLET	UNITS/ PALLET	WEIGHT/ PALLET
CURB	47⁄8 x 6½ x 23⁄8	94.5	23.625	4	48	2480

### SHAPES & SIZES







BOURBON



FOG



MIDNIGHT



PEARL

## LEARN MORE

View the product page on **Belgard.com** for more information



### TECHNICAL SPECS

- Elegant smooth face and elongated shape
- Perfect complement for oversized slabs and pavers
- Elegant finishing touch for driveways, walkways and gardens
- Pairs well with Melville pavers, walls and fire features
- Bury the course for low-profile curbing or lay at full height for a more dimensional look

### QUALITY FOR LIFE

Every step of our manufacturing process incorporates rigorous research, testing and quality assurance. We demand the highest quality from each of our facilities across North America. We believe in creating world-class building products that stand the test of time. See our lifetime warranty at **Belgard.com/Warranty**

Due to the natural materials in our products, colors may vary from those shown on the cut sheet. We recommend viewing actual product samples to ensure the perfect color and finish for each project.



# DELMARO

## Coping | 60mm

Contemporary styling in a small-format size creates a clean, continuous finished look of freeform pool and step designs.



MODULAR  
SIZING

### PALLET INFORMATION

DELMARO		LNFT/ PALLET	UNITS/ LAYER	LNFT/ LAYER	LAYER/ PALLET	WEIGHT/ PALLET
COPING 60MM	6 x 12 x 2 <sup>3</sup> / <sub>8</sub>	58.5	39	19.5	3	1580

### SHAPES & SIZES

COPING | 60MM



6 x 12 x 2<sup>3</sup>/<sub>8</sub>





BOURBON



FOG



MIDNIGHT



PEARL



ROSEWOOD

## LEARN MORE

View the product page on **Belgard.com** for more information



### TECHNICAL SPECS

- Easily follows both straight and curved pools and step edges
- Sized for freeform and radius applications difficult for larger units
- Front finished edge provides a clean waterline or tread detail
- True 3" incremental sizing compatible with all modular paver styles—look for Modular Sizing icon
- Edge detail matches Dimensions and Origins pavers for consistent transitions
- Modular dimensions simplify estimating and ordering
- Sizing and dimensions simplify installation and reduce cuts and waste

### QUALITY FOR LIFE

Every step of our manufacturing process incorporates rigorous research, testing and quality assurance. We demand the highest quality from each of our facilities across North America. We believe in creating world-class building products that stand the test of time. See our lifetime warranty at **Belgard.com/Warranty**

Due to the natural materials in our products, colors may vary from those shown on the cut sheet. We recommend viewing actual product samples to ensure the perfect color and finish for each project.



# GRAVA

## Coping | 60mm

Large-format shape and natural slate texture bring timeless, stone-inspired style to pools, steps, walls and outdoor features.

AVAILABLE SPRING 2026



MODULAR  
SIZING



DURAFUSION  
TECHNOLOGY



FIRE PITS



STEP TREADS

### PALLET INFORMATION

GRAVA		LNFT/ PALLET	UNITS/ LAYER	LNFT/ LAYER	LAYER/ PALLET	WEIGHT/ PALLET
COPING 60MM	36 x 15 x 2 <sup>3</sup> / <sub>8</sub>	30	3	3.75	8	2590

### SHAPES & SIZES

COPING | 60MM



36 x 15 x 2<sup>3</sup>/<sub>8</sub>





ASHWOOD 



CHESWICK 



IRON BAY 



NEWPORT GRAY 



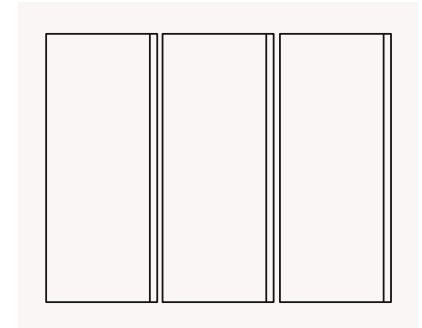
TEAK 

## LEARN MORE

View the product page on **Belgard.com** for more information



## PALLET LAYOUT



## TECHNICAL SPECS

- Finishes straight pools, steps and wall caps with one coordinated look
- Front finished edge provides a clean waterline or tread detail
- True 3" incremental sizing compatible with all modular paver styles—look for Modular Sizing icon
- Edge detail matches Origins pavers for consistent transitions
- Modular dimensions simplify estimating and ordering
- Sizing and dimensions simplify installation and reduce cuts and waste
- Large format, DuraFusion coping option for ultra premium finish



### DuraFusion™ Technology

A bold, vibrant finish with a smoother, tighter texture.

## QUALITY FOR LIFE

Every step of our manufacturing process incorporates rigorous research, testing and quality assurance. We demand the highest quality from each of our facilities across North America. We believe in creating world-class building products that stand the test of time. See our lifetime warranty at **Belgard.com/Warranty**

Due to the natural materials in our products, colors may vary from those shown on the cut sheet. We recommend viewing actual product samples to ensure the perfect color and finish for each project.

# BELGARD®

AN OLDCASTLE® APG OUTDOOR BRAND

**CROFTON**  
2630 Conway Rd.  
Odenton, MD 21113  
Ph: 800-321-9141

**RICHMOND**  
1231 Willis Road  
Richmond, VA 23237  
Ph: 800-321-9141

© 2026 Oldcastle® APG, Inc. All Rights Reserved. BEL25-D-542150 | Mid-Atlantic | Revised 01/2026



# MARINA™

## Coping | 60mm

The smooth surface texture and refined, rounded edges make this bullnose coping a classic finishing touch to enhance pools and a variety of outdoor features.



### PALLET INFORMATION

MARINA™ COPING		LNFT/ PALLET	LNFT/ LAYER	LAYER/ PALLET	UNITS/ PALLET	WEIGHT/ PALLET
60MM	5 <sup>15</sup> / <sub>16</sub> x 11 <sup>13</sup> / <sub>16</sub> x 2 <sup>3</sup> / <sub>8</sub>	84	21	4	168	2106


### SHAPES & SIZES







BOURBON



FOG



IRON BAY



MIDNIGHT



PEARL



ROSEWOOD



SHADED GRAY

## LEARN MORE

View the product page on **Belgard.com** for more information



## TECHNICAL SPECS

- Rounded edges protect feet and hands when getting out of a pool or going up and down steps
- Provides a finished edge that blends seamlessly with patios and pool decks
- Helps pool or spa hold its shape by keeping walls straight and rigid, and protects surrounding area from water damage
- Can be used to provide a finishing touch to steps, planters, walkways, and terraced patios

## QUALITY FOR LIFE

Every step of our manufacturing process incorporates rigorous research, testing and quality assurance. We demand the highest quality from each of our facilities across North America. We believe in creating world-class building products that stand the test of time. See our lifetime warranty at **Belgard.com/Warranty**

Due to the natural materials in our products, colors may vary from those shown on the cut sheet. We recommend viewing actual product samples to ensure the perfect color and finish for each project.




# MODENA

## Coping | 60mm

Large-format coping with a smooth, architectural face finishes pools, steps, walls and outdoor features with a clean modern edge.

AVAILABLE SPRING 2026



MODULAR  
SIZING



DURAFUSION  
TECHNOLOGY



FIRE PITS



STEPS

### PALLET INFORMATION

MODENA		LNFT/ PALLET	UNITS/ LAYER	LNFT/ LAYER	LAYER/ PALLET	WEIGHT/ PALLET
COPING 60MM	36 x 15 x 2 3/8	30	3	3.75	8	2590

### SHAPES & SIZES

COPING | 60MM







ANTHRACITE 



CHESWICK 



CLIFFSIDE 



HICKORY 



IRON BAY 



SCANDINA GRAY 



SEPIA 



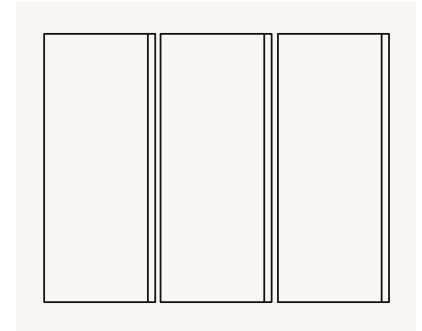
SHADED GRAY 

## LEARN MORE

View the product page on [Belgard.com](https://Belgard.com) for more information



## PALLET LAYOUT



## TECHNICAL SPECS

- Finishes straight pools, steps and wall caps with one coordinated look
- Front finished edge for a clean waterline or tread detail
- True 3" incremental sizing compatible with all modular paver styles—look for Modular Sizing icon
- Edge detail matches Dimensions and Origins pavers for consistent transitions
- Modular dimensions simplify estimating and ordering
- Sizing and dimensions simplify installation and reduce cuts and waste
- Large format, DuraFusion coping option for ultra premium finish



### DuraFusion™ Technology

A bold, vibrant finish with a smoother, tighter texture.

## QUALITY FOR LIFE

Every step of our manufacturing process incorporates rigorous research, testing and quality assurance. We demand the highest quality from each of our facilities across North America. We believe in creating world-class building products that stand the test of time. See our lifetime warranty at [Belgard.com/Warranty](https://Belgard.com/Warranty)

Due to the natural materials in our products, colors may vary from those shown on the cut sheet. We recommend viewing actual product samples to ensure the perfect color and finish for each project.

# BELGARD®

AN OLDCASTLE® APG OUTDOOR BRAND

**CROFTON**  
2630 Conway Rd.  
Odenton, MD 21113  
Ph: 800-321-9141

**RICHMOND**  
1231 Willis Road  
Richmond, VA 23237  
Ph: 800-321-9141



# ARTFORMS™

## Modular Panel System

Innovative large-format modular panels offer contemporary lines and the versatility to create unlimited architectural features for outdoor living spaces.



### PALLET INFORMATION

ARTFORMS™		SQFT/ PALLET	SQFT/ LAYER	LAYER/ PALLET	UNITS/ PALLET	WEIGHT/ PALLET
OPEN END	18 x 36 x 3	81	9	9	9	2745
CLOSE END	18 x 36 x 3				9	
OPEN END	6 x 36 x 3	31.5	10.5	3	3	1095
CLOSE END	6 x 36 x 3				18	

### SHAPES & SIZES

#### 18 X 36



18 x 36 x 3  
Pallets contain both open and close ended units

#### 6 X 36



6 x 36 x 3  
Pallets contain both open and close ended units

#### INSTALLATION HARDWARE\*



ANCHOR SLIDE & NUT  
50 units per box



JOINING PLATE  
10 units per box



OUTER CORNER  
10 units per box



INNER CORNER  
10 units per box



STRETCHER  
10 units per box

\*Installation hardware is sold separately



ANTHRACITE



HICKORY



SCANDINA GRAY

## LEARN MORE

View the product page on **Belgard.com** for more information



## TECHNICAL SPECS

- Large format high-strength concrete panels
- Mechanically fastened with stainless steel hardware
- Ideal for outdoor living projects of all sizes
- Suitable for rooftop applications
- Efficient installation with minimal waste
- Minimal disruption for property owner
- Easily added to existing projects
- Endless design possibilities for outdoor living features including seat walls, fire and water features, planters, and outdoor kitchens

## QUALITY FOR LIFE

Every step of our manufacturing process incorporates rigorous research, testing and quality assurance. We demand the highest quality from each of our facilities across North America. We believe in creating world-class building products that stand the test of time. See our lifetime warranty at **Belgard.com/Warranty**

Due to the natural materials in our products, colors may vary from those shown on the cut sheet. We recommend viewing actual product samples to ensure the perfect color and finish for each project.



# BORDEAUX™ SERIES

## Grill Island & Fire Features

Timeless stackstone design with accents that emulate polished limestone, the components of this series transform outdoor living spaces with a coordinated, cohesive look.



### SHAPES & SIZES

#### FIREPLACE



2'7"D x 4'3"W x 7'8"H  
Pallet Weight: 4,170

#### WOOD BOXES



2'1¼"D x 3'3"W x 3'1"H Each  
Sold as a pair  
Pallet Weight: 3,070

#### LINEAR FIREPLACE



3'6½"D x 7'8"W x 4'5¼"H  
Pallet Weight: 4,000

#### GRILL ISLAND



2'6"D x 5'11"W x 3'5"H  
Grill & Doors included  
Pallet Weight: 3,260

#### LINEAR FIRE TABLE



2'11"D x 6'2"W x 2'5"H  
Pallet Weight: 2,500





PEWTER/BUFF ACCENT



PEWTER/MIDNIGHT ACCENT



SIENNA/BUFF ACCENT



SIENNA/MIDNIGHT ACCENT

## LEARN MORE

View the product page on **Belgard.com** for more information



## TECHNICAL SPECS

- Pre-assembled modular features are each packaged as one unit that can be installed in hours versus days
- Units include fork slot configurations for easy transport and installation
- Fireplaces can be retro-fitted for gas burning log sets and burners
- Grill islands include stainless steel grill and door set—specify propane or natural gas when ordering

PLEASE NOTE: Be sure to check with your local municipality for any codes that may affect your installation.

Body Color

Accent Color



## QUALITY FOR LIFE

Every step of our manufacturing process incorporates rigorous research, testing and quality assurance. We demand the highest quality from each of our facilities across North America. We believe in creating world-class building products that stand the test of time. See our lifetime warranty at **Belgard.com/Warranty**

Due to the natural materials in our products, colors may vary from those shown on the cut sheet. We recommend viewing actual product samples to ensure the perfect color and finish for each project.



# MELVILLE™ SERIES

## Grill Island & Fire Features

Stunning linear design features a smooth face and clean lines to deliver a sleek, contemporary style. Components work together to provide a cohesive finished look.



### SHAPES & SIZES

#### FIREPLACE



2'7"D x 4'3"W x 7'8"H  
Pallet Weight: 4,170

#### WOOD BOXES



2'1¼"D x 3'3"W x 3'1"H Each  
Sold as a pair  
Pallet Weight: 3,070

#### LINEAR FIREPLACE



3'6½"D x 7'8"W x 4'5¼"H  
Pallet Weight: 4,000

#### GRILL ISLAND



2'6"D x 5'11"W x 3'5"H  
Grill & Doors included  
Pallet Weight: 3,260

#### LINEAR FIRE TABLE



2'11"D x 6'2"W x 2'5"H  
Pallet Weight: 2,500



SCANDINA GRAY/MIDNIGHT ACCENT

## LEARN MORE

View the product page on **Belgard.com** for more information



Body Color

Accent Color



## TECHNICAL SPECS

- Coordinates with Melville™ Wall and Melville™ Tandem Wall
- Pre-assembled modular features are each packaged as one unit that can be installed in hours versus days
- Units include fork slot configurations for easy transport and installation
- Fireplaces can be retro-fitted for gas burning log sets and burners
- Grill islands include stainless steel grill and door set — specify propane or natural gas when ordering

PLEASE NOTE: Be sure to check with your local municipality for any codes that may affect your installation.

## QUALITY FOR LIFE

Every step of our manufacturing process incorporates rigorous research, testing and quality assurance. We demand the highest quality from each of our facilities across North America. We believe in creating world-class building products that stand the test of time. See our lifetime warranty at **Belgard.com/Warranty**

Due to the natural materials in our products, colors may vary from those shown on the cut sheet. We recommend viewing actual product samples to ensure the perfect color and finish for each project.



# ASPEN STONE®

## Fire Pit Kit

With the time-worn look of organic split stone, this fire pit kit effortlessly adds charm and warmth to neutral palettes.



### ROUND FIRE PIT I

- 42" outside diameter
- 28" inside diameter
- 20" height
- Stacks 5 rows high
- Pallet Weight: 1392

### SHAPES & SIZES

#### ROUND KIT



#### 4-PIECE RING CAP SET\*



\*Sold separately. Available in Brownstone and Bluestone.





ASHWOOD



SHADED GRAY

## LEARN MORE

View the product page on **Belgard.com** for more information



## TECHNICAL SPECS

- Fast installation
- Ideal for compact spaces
- Kit includes specially shaped blocks, fire ring, fire grate and lava rock

## QUALITY FOR LIFE

Every step of our manufacturing process incorporates rigorous research, testing and quality assurance. We demand the highest quality from each of our facilities across North America. We believe in creating world-class building products that stand the test of time. See our lifetime warranty at **Belgard.com/Warranty**

Due to the natural materials in our products, colors may vary from those shown on the cut sheet. We recommend viewing actual product samples to ensure the perfect color and finish for each project.



# HIGHLAND STONE®

## Fire Pit Kit

This large fire pit kit brings craftsmanship into focus with alternating sizes and a rugged split-stone appearance for a natural hand-stacked look.



### ROUND FIRE PIT

- 63" outside diameter
- 46" inside diameter
- 23 $\frac{1}{8}$ " height
- Stacks 7 rows high
- Pallet Weight: 1900
- Black Metal insert also available and sold separately

### SHAPES & SIZES

#### ROUND KIT



63 x 46 x 23 $\frac{1}{8}$

#### 8-PIECE RING CAP SET\*




66 x 12 x 2 $\frac{1}{8}$

\*Sold separately. Available in Brownstone and Bluestone.





ASHWOOD



IRON BAY

## LEARN MORE

View the product page on **Belgard.com** for more information



## TECHNICAL SPECS

- Multiple shapes for a random stone looks
- Fast installation
- Creates a large fire pit with 63" diameter

## QUALITY FOR LIFE

Every step of our manufacturing process incorporates rigorous research, testing and quality assurance. We demand the highest quality from each of our facilities across North America. We believe in creating world-class building products that stand the test of time. See our lifetime warranty at **Belgard.com/Warranty**

Due to the natural materials in our products, colors may vary from those shown on the cut sheet. We recommend viewing actual product samples to ensure the perfect color and finish for each project.



# MELVILLE™

## Fire Pit

Special wedge-shaped blocks of our smooth-faced Melville Wall create this circular fire pit to perfectly complement our Melville Series of walls and outdoor features.



### ROUND FIRE PIT

- 54 $\frac{3}{8}$ " outside diameter
- 34 $\frac{3}{8}$ " inside diameter
- 16" height
- Stacks 4 rows high
- Cap sold separately.  
Elements inserts sold separately.  
Pallet Weight: 1921

### SHAPES & SIZES

#### WEDGE



4 x 9 $\frac{1}{2}$  x 10

#### FIRE INSERT



Item #70580597  
Elements 34" Smoke-less  
Wood Fire Pit Insert

#### GAS INSERT



Item #70585063  
Elements 34" Round Gas  
Fire Pit Burner Kit



ANTHRACITE



CLIFFSIDE



HICKORY



SCANDINA GRAY



SHADED GRAY

## LEARN MORE

View the product page on **Belgard.com** for more information



## TECHNICAL SPECS

- Special wedge-shaped blocks of Melville Wall
- Coordinates with the Melville Series of kitchen and fire features
- Pallet includes all blocks needed to complete circular fire pit

## QUALITY FOR LIFE

Every step of our manufacturing process incorporates rigorous research, testing and quality assurance. We demand the highest quality from each of our facilities across North America. We believe in creating world-class building products that stand the test of time. See our lifetime warranty at **Belgard.com/Warranty**

Due to the natural materials in our products, colors may vary from those shown on the cut sheet. We recommend viewing actual product samples to ensure the perfect color and finish for each project.



# WESTON STONE™

## Fire Pit Kit

With the look of tumbled cut stone, this fire pit makes a beautiful addition to any outdoor living space and is the ideal complement to projects with Weston Stone walls.



### ROUND FIRE PIT 1

- 61" outside diameter
- 45" inside diameter
- 20" height
- Stacks 5 rows high
- Compatible 8-piece ring cap set is sold separately.
- Pallet Weight: 2170

### SHAPES & SIZES

#### KIT



61 x 45 x 20


#### 8-PIECE RING CAP SET\*



66 x 12 x 2 1/8

\*Sold separately. Available in Brownstone and Bluestone.





ASHWOOD



SHADED GRAY

## LEARN MORE

View the product page on **Belgard.com** for more information



## TECHNICAL SPECS

- Quick and easy to assemble with all needed wall units on a single pallet
- A beautiful complement to projects with Weston Stone™ walls
- Inserts and caps sold separately

## QUALITY FOR LIFE

Every step of our manufacturing process incorporates rigorous research, testing and quality assurance. We demand the highest quality from each of our facilities across North America. We believe in creating world-class building products that stand the test of time. See our lifetime warranty at **Belgard.com/Warranty**

Due to the natural materials in our products, colors may vary from those shown on the cut sheet. We recommend viewing actual product samples to ensure the perfect color and finish for each project.



ENHANCED OUTDOOR LIVING

# COMPLETE THE VISION

Appliances & Accents



WANT MORE  
KITCHEN, FIRE OR  
WATER FEATURES?

ElementsHome.com



## FIRE PITS & BOWLS

Artisan fire features and planters to enhance the style of any space.



Artisan Cast Stone  
Rectangle Fire Pit




Artisan Cast Stone  
Square Bowl

## FIRE PIT INSERTS

Burner kits and inserts for easy installation of fire features.



Elements Round Gas  
Fire Pit Burner Kit



Smoke-less  
Fire Pit Insert



# ARTFORMS™ + ELEMENTS™

Our Artforms™ Modular Panel System is designed to work seamlessly with Elements™ appliances and accessories for the efficient installation of contemporary outdoor kitchens and living rooms.

## Pro Tip

Set yourself up for repeat business by phasing projects: Start with a patio now—add a kitchen next season!



## OUTDOOR COOKING (carts available for freestanding options)

Gourmet cooking appliances for outfitting outdoor kitchens with grills, burners, smokers and more.



Elements Blue Diamond Kamado



Elements Griddle



Elements Pro Built-In Grill

## OUTDOOR KITCHEN STORAGE

Storage and refrigeration for enhancing functionality.



Elements 2-Bin Trash Door



Elements Double Drawers



Elements 22" Outdoor Refrigerator





**BELGARD**  
PAVES THE WAY

**BELGARD**  
PAVES THE WAY

**BELGARD**  
PAVES THE WAY

OLDCASTLE



# RESOURCES FOR EVERY STEP

EXPLORE LAYING PATTERNS,  
DESIGN TOOLS, AND BUSINESS  
RESOURCES THAT MAKE EVERY  
PROJECT EASIER AND EVERY  
RESULT EXCEPTIONAL





EXPLORE THE 2026

# COLOR OFFERINGS

With so many shades, hues and variations, we’ve made it easy to create the exact aesthetic and personality to fit each vision.

\*Available in Pavers Only   \*\*Available in Walls Only

## Solid Colors

Products with a consistent color tone throughout are primarily used for design accents or to create a neutral backdrop.



PEARL\*



GRAY




FOG\*




MIDNIGHT



BOURBON\*



ROSEWOOD\*



BROWN\*

## Tone-on-Tone Colors

Subtle shifts in shade and tone within the same color family are often used to create a contemporary look.



JAMES RIVER



SEPIA



HICKORY



SCANDINA GRAY



SHADED GRAY



ANTHRACITE

Due to the natural materials in our products, colors may vary from those shown in our catalog. We recommend viewing actual product samples to ensure the perfect color and finish for each project.



## Blended Colors

Blends of three or more complementary or contrasting colors create a more dramatic look.



CHESWICK



NEWPORT GRAY\*



PEWTER BLEND\*



IRON BAY



TUCSON\*



TEAK\*



ASHWOOD



LIBERTY BLEND\*



CLIFFSIDE



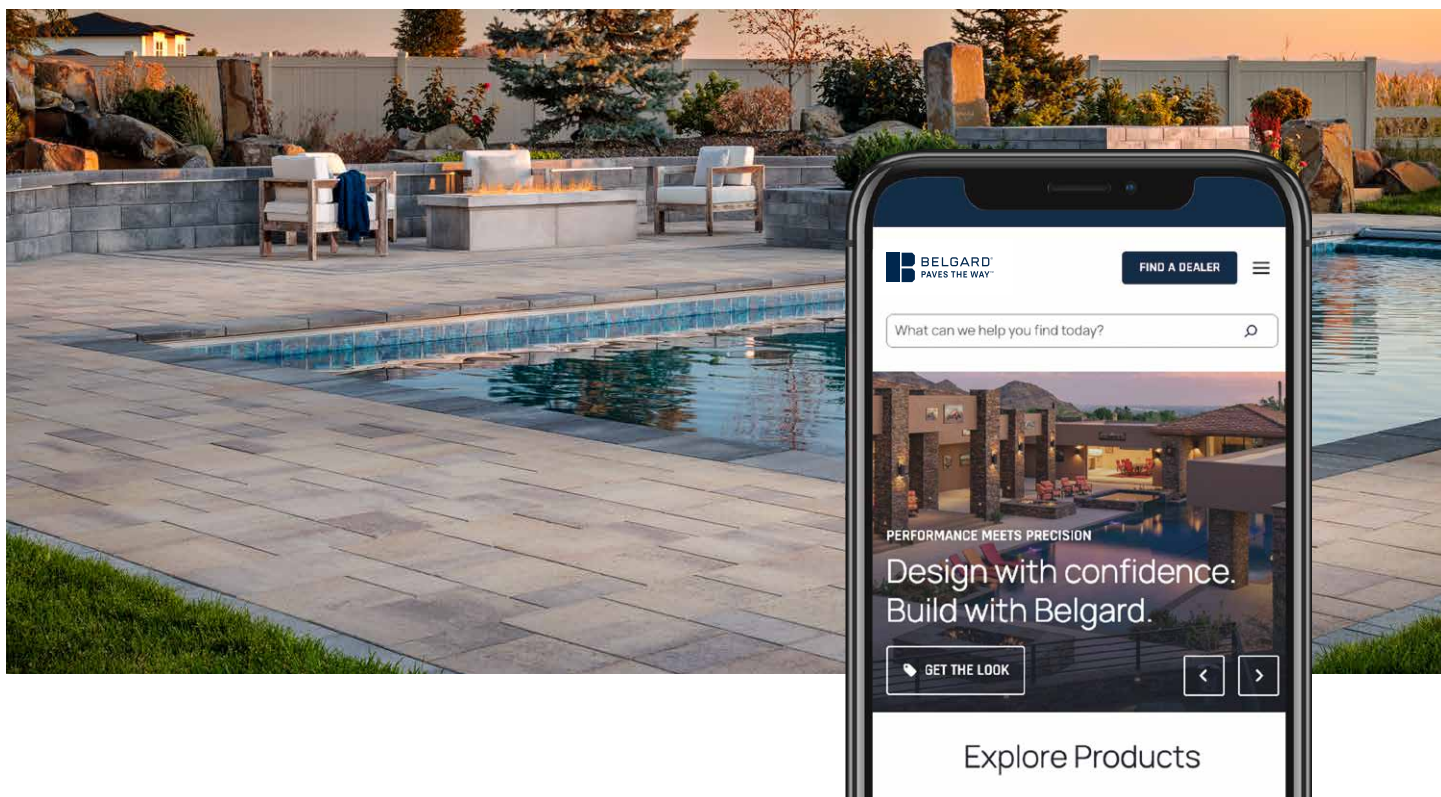
PHOENIX\*



SONORAN\*

## GO BEYOND COLOR

Discover how color is just the beginning. Explore **Belgard.com** for endless inspiration and complete your outdoor living vision with local products.






## PAVER TECHNOLOGY GUIDE

# OPTIONS THAT PERFORM FOR EVERY LIFESTYLE

Choose textures and tones for the desired look, with performance engineered for how the space will be used. No matter the climate or site conditions, the right paver technology stands up to everyday life and delivers lasting style.

**The Right Paver Technology for the Right Project, Every Time.**



### Core Mix

A staple in outdoor patio design, offering consistent color through the whole paver to minimize wear.



### DuraFusion™




Ideal for design-forward projects and regions with harsh or unpredictable winter weather.



### DuraFusion™ + ColorTech™

Ultimate protection offers lasting durability, bold texture, and vibrant color.







PROTECT THEIR INVESTMENT

# MAINTENANCE & PROTECTION

For 40 years, Techniseal® products have been trusted by residential and commercial hardscape installers. As a one-stop shop, Belgard offers Techniseal sealers, adhesives and edging to achieve long-lasting results.



WANT MORE  
PRODUCT OPTIONS?

[Belgard.com/Techniseal](http://Belgard.com/Techniseal)



## REMOVE STAINS

Tackle tough surface stains with specially formulated stain removers.



Rust stain  
remover



Dirt & grease  
stain remover

## ELIMINATE EFFLORESCENCE

Maintain and restore the beauty of your hardscape surfaces.



Paver restorer  
removes haze  
created by some  
polymeric sands



Paver Prep dislodges  
efflorescence and  
ground-in dirt

## PREVENT WEEDS & EROSION

Enhance aesthetics, durability and stability of paver projects.




The smart choice  
for everyday  
installations



High-performance,  
the only real  
no-haze, no-dust  
alternative





## Maintenance Tip

Allow pavers to cure prior to sealant application. Discuss with your representative, as cure time varies by climate. Maintain the long-term beauty of pavers by cleaning and resealing every 3 to 5 years.



## STAIN RESISTANCE

Protect pavers or enhance color with top quality sealers.



Natural look with matte finish, preserves the natural beauty of pavers

Color Boost CB+ matte finish, enhances the color of pavers

## ENHANCE STABILITY

NextGel™ technology ensures stability of patios and walkways.



Fortified hardscape concrete edging

## SUPERIOR STRENGTH

Bond construction materials 50% faster (8-minute bond time).



Hardscape foam adhesive



PARTNERING FOR YOUR SUCCESS

# BELGARD AUTHORIZED CONTRACTOR PROGRAM



**SIGN UP  
TODAY**

[Belgard.com/Pro](https://belgard.com/Pro)



✓ **Exclusive Sales Tools**

Win more jobs with custom resources.

✓ **Priority Leads**

Get homeowner inquiries first.

✓ **Homeowner Financing**

Offer flexible payment options.

✓ **VIP Events**

Network and learn at exclusive gatherings.





GROW YOUR BUSINESS WITH BELGARD

# BUILD SKILLS. BOOST PROFITS. DRIVE SUCCESS.

## Hands-On Learning

Master hardscape techniques and trends through interactive sessions.

## Industry Certifications

Earn credentials that build trust and set you apart.

## Networking That Counts

Connect with pros, share ideas, and grow partnerships.

## Flexible Learning Options

Learn in person or online—anytime, anywhere.



**FIND  
TRAINING**

[Beldgard.com/Training](https://Belgard.com/Training)



**BUILD MORE, EARN MORE  
WITH BELGARD.**

Oldcastle® APG Partner Rewards is a contractor loyalty program that not only provides rewards for your purchases across numerous Oldcastle® APG brands, it also opens the door for opportunities to grow your business. Let's build your business together.



— Oldcastle<sup>®</sup>APG —  
**PARTNER  
REWARDS**

**ENROLL  
TODAY**

[OldcastlePartnerRewards.com](https://OldcastlePartnerRewards.com)





CLOSE SALES FASTER

# BELGARD DESIGN STUDIO

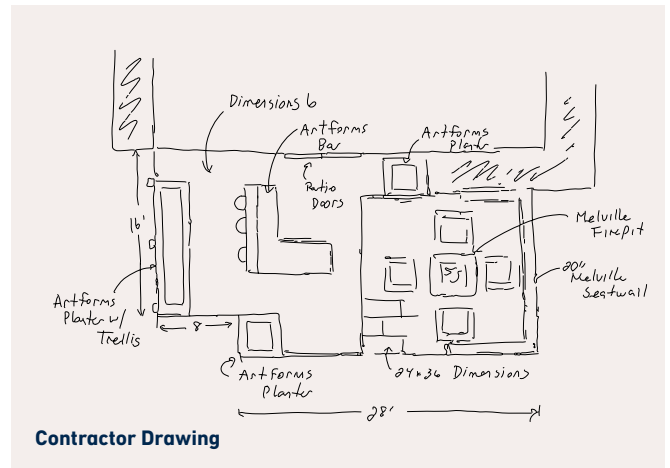
Showing homeowners a clear vision of their project is key to closing the deal. Belgard Design Studio gives you customizable templates and augmented reality tools that make it easy for clients to picture their finished space. By helping them see the design come to life, you remove hesitation and give them the confidence to say yes.

## BELGARD DESIGN STUDIO

Turn your personal photos & sketches into customized 3D digital renderings.




[Belgard.com/DesignStudio](https://belgard.com/DesignStudio)



Contractor Drawing



Design Studio Render



Finished Project




# BELGARD RESOURCES

## ARTFORMS IDEA BOOK



## ARTFORMS IDEA BOOK - SPANISH



## INSTALLATION GUIDE

## FIND YOUR SALES REP

### Need help with designs?



[Belgard.com/Rooms](https://www.belgard.com/Rooms)

Browse hundreds of pre-designed outdoor living spaces that simplify planning, design, and installation for your dream backyard.

- Create sharable collections of favorite designs
- Customize layouts and materials with Design Studio
- Get full plans with materials lists



INCLUDING  
AUGMENTED  
REALITY!






# LAYING PATTERNS

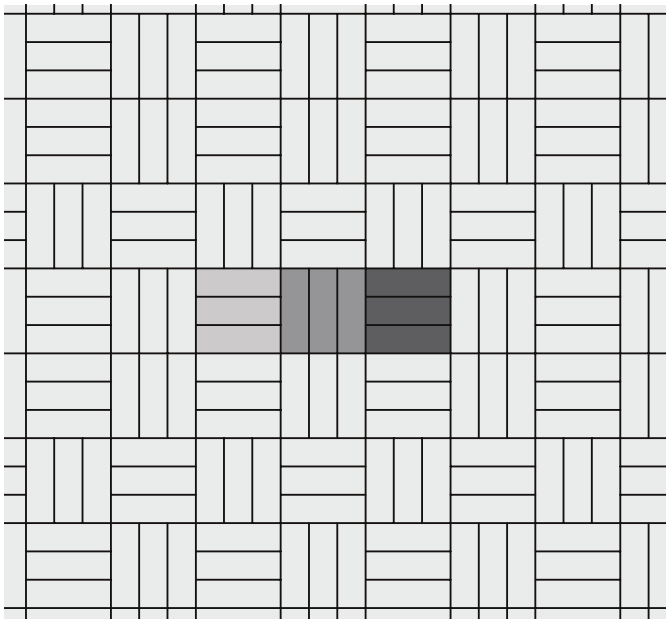
AutoCAD® hatch pattern files can be downloaded from [belgard.com](http://belgard.com) for use in architectural drawings.

## Brooklyn™

Running Bond | 100% 3 x 9




Basket Weave | 100% 3 x 9



## Charlestone™

Running Bond | 25% 6 x 6, 33% 6 x 9, 42% 6 x 12



Important  
Note

Some patterns may not necessarily reflect the percentages of stone sizes within a particular pallet. In some cases you may have extras in one or more of the sizes. **This must be accounted for in your planning and design.**




## Important Note

Some patterns may not necessarily reflect the percentages of stone sizes within a particular pallet. In some cases you may have extras in one or more of the sizes. **This must be accounted for in your planning and design.**


## Dimensions™ 6 | Origins™ 6

---


3-Piece



Herringbone



Running Bond






## Important Note

Some patterns may not necessarily reflect the percentages of stone sizes within a particular pallet. In some cases you may have extras in one or more of the sizes. **This must be accounted for in your planning and design.**

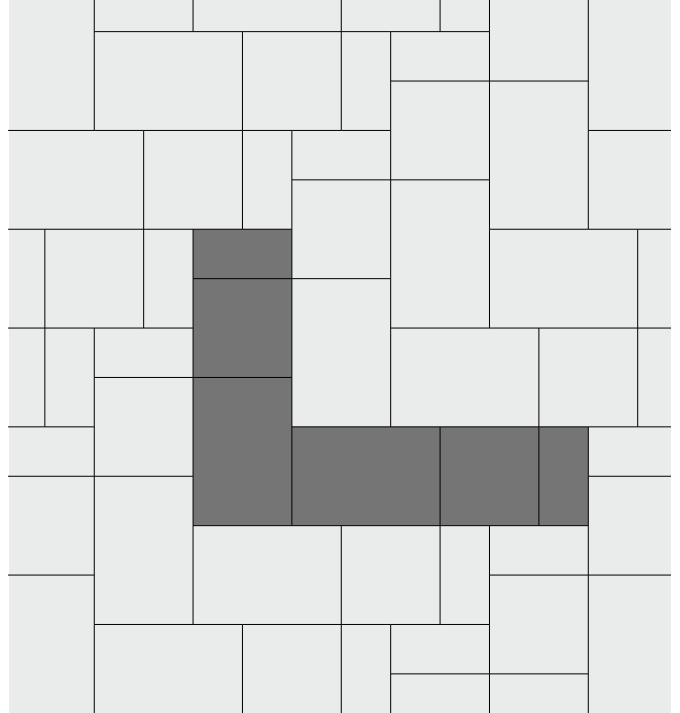
## Dimensions™ 12 | Origins™ 12

---


3-Piece



Herringbone



Running Bond






*Important  
Note*

Some patterns may not necessarily reflect the percentages of stone sizes within a particular pallet. In some cases you may have extras in one or more of the sizes. **This must be accounted for in your planning and design.**


## Dimensions™ 18 | Origins™ 18 | Papyrus™ 18

---


Pattern A



Pattern B



Pattern C






## Important Note

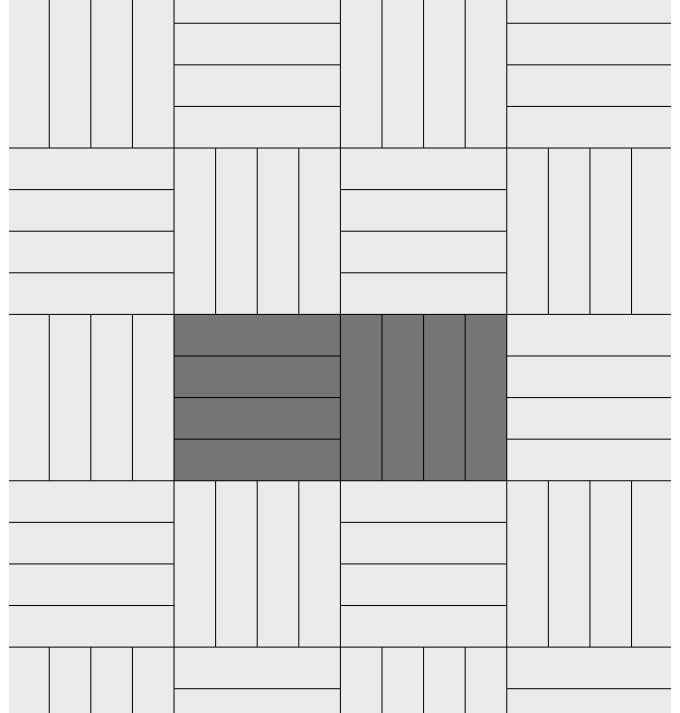
Some patterns may not necessarily reflect the percentages of stone sizes within a particular pallet. In some cases you may have extras in one or more of the sizes. **This must be accounted for in your planning and design.**

## Dimensions™ Paver


Running Bond | 100% 3 x 12




Basket Weave | 100% 3 x 12



Herringbone | 100% 3 x 12



Running Bond | 100% 6 x 9




## Important Note


Some patterns may not necessarily reflect the percentages of stone sizes within a particular pallet. In some cases you may have extras in one or more of the sizes. **This must be accounted for in your planning and design.**

## Dimensions™ Paver


Basket Weave | 100% 6 x 9




Herringbone | 100% 6 x 9



Running Bond | 100% 6 x 12



Herringbone | 100% 6 x 12






## Important Note


Some patterns may not necessarily reflect the percentages of stone sizes within a particular pallet. In some cases you may have extras in one or more of the sizes. **This must be accounted for in your planning and design.**

## Dimensions™ Slab

Stack Bond | 100% 12 x 24




Running Bond | 100% 12 x 24



## Geometric Shapes

Hexagon | 100% 10 $\frac{1}{2}$  x 12




## Important Note


Some patterns may not necessarily reflect the percentages of stone sizes within a particular pallet. In some cases you may have extras in one or more of the sizes. **This must be accounted for in your planning and design.**

## Holland Stone


Running Bond | 100% 4 x 8



Herringbone | 100% 4 x 8



Basket Weave | 100% 4 x 8






### Important Note


Some patterns may not necessarily reflect the percentages of stone sizes within a particular pallet. In some cases you may have extras in one or more of the sizes. **This must be accounted for in your planning and design.**

## Eco Dublin®


**Basket Weave** | 17%  $3\frac{3}{16} \times 6\frac{7}{8}$ , 33%  $6\frac{7}{8} \times 6\frac{7}{8}$ , 50%  $10\frac{1}{4} \times 6\frac{7}{8}$



**Pattern A** | 17%  $3\frac{3}{16} \times 6\frac{7}{8}$ , 33%  $6\frac{7}{8} \times 6\frac{7}{8}$ , 50%  $10\frac{1}{4} \times 6\frac{7}{8}$



**Running Bond** | 17%  $3\frac{3}{16} \times 6\frac{7}{8}$ , 33%  $6\frac{7}{8} \times 6\frac{7}{8}$ , 50%  $10\frac{1}{4} \times 6\frac{7}{8}$

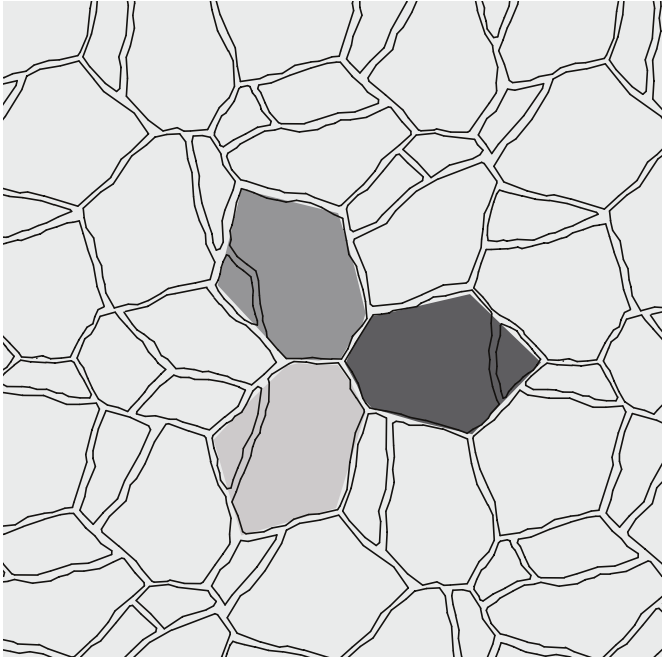


### Important Note

Some patterns may not necessarily reflect the percentages of stone sizes within a particular pallet. In some cases you may have extras in one or more of the sizes. **This must be accounted for in your planning and design.**

## Mega-Arbel®

Cloverleaf | 100% 15 $\frac{3}{8}$  x 21





# Every Outdoor Possibility. One Trusted Partner.

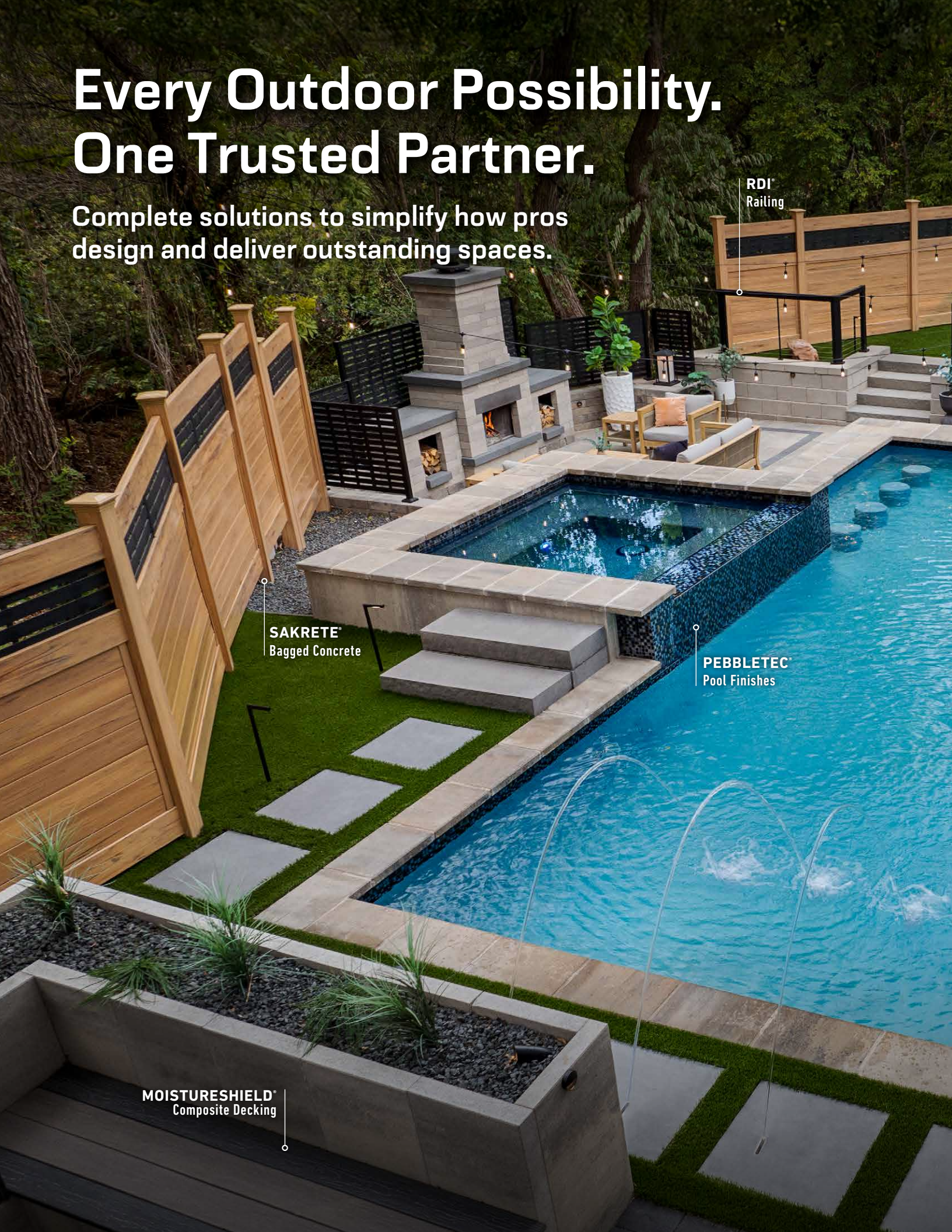
Complete solutions to simplify how pros  
design and deliver outstanding spaces.

RDI<sup>®</sup>  
Railing

SAKRETE<sup>®</sup>  
Bagged Concrete

PEBBLETEC<sup>®</sup>  
Pool Finishes

MOISTURESHIELD<sup>®</sup>  
Composite Decking





**CATALYST™**  
Fencing

**FREESTYLE™**  
Shade & Privacy

**ELEMENTS™**  
Outdoor Cooking

**TECHNISEAL®**  
Finish & Protect

**BELGARD®**  
Hardscapes



**Oldcastle® APG**  
A CRH COMPANY

Oldcastle® APG transforms how pros approach outdoor projects with integrated hardscape, decking, fencing and railing solutions backed by the expertise and resources of one powerful partner. The result is streamlined planning, smoother installs and elevated spaces that help more clients Live Well Outside.

**OldcastleAPG.com**



BELGARD®

AN OLDCASTLE® APG OUTDOOR BRAND

BELGARD.COM

© 2026 Oldcastle® APG, Inc. All Rights Reserved. BEL25-D-542150 | Mid-Atlantic | Revised 01/2026

