

BELGARD®

Pro Consultation Guide



WHY PROS CHOOSE BELGARD

EXPERTISE

For over 25 years, Belgard has led the hardscape category with proven installation standards and training. Our Belgard Authorized Contractors and certified installers are backed with technical support and resources from takeoff to final walkthrough.

QUALITY

Belgard pavers and walls are engineered for long-term performance and beauty to reduce call-backs. Every product is backed by a transferable limited lifetime warranty, giving your customers confidence in your work.

INNOVATION

Belgard invests over 20,000 R&D hours each year to develop new hardscape systems, textures and installation solutions that help you work faster and build better spaces. Our products set performance standards and keep your offering ahead of trends.

SERVICE

Belgard and the Oldcastle APG family of brands deliver national scale with local manufacturing, distribution and field support. With more than 150 locations, we help keep product available, projects on schedule and jobsites supplied.

DESIGN

Belgard design tools, pattern libraries and visualization resources help you show customers what's possible and sell more complete outdoor living projects. From simple patios to complex multi-level spaces, our portfolio supports your client's vision.




TABLE OF CONTENTS

FIND YOUR
BELGARD
SALES REP
Belgard.com/FindMyRep



PRODUCT
INSTALLATION
GUIDES
Belgard.com/InstallGuide



SHAPE YOUR PLAN

- 6** Space Planning
- 8** Style Trends
- 10** Color
- 12** Patterns & Scale
- 13** Texture
- 14** Define with Walls
- 16** Quality Assurance



PAVERS

- 20** Aqualine™
- 22** Brick Stone
- 24** Belgian Cobble®
- 26** Brooklyn™
- 28** Charlestone™
- 30-43** Dimensions™ 3-Piece
- 44-47** Dimensions™ Paver
- 48** Dimensions™ Plank
- 50-53** Dimensions™ Slab
- 54** Eco Cobble™
- 56** Empire™
- 58** Geometric Shapes
- 60** Mega-Arbel®
- 62** Old Towne Cobble™
- 64-77** Origins™ 3-Piece
- 78-81** Origins™ Paver
- 82** Papyrus™
- 84** Trilogy™ Smooth
- 86** Trilogy™ Textured
- 88** Turfstone™



PORCELAIN

- 90** Glocal
- 92** Lagoon
- 94** Noon
- 96** November
- 98** Quarziti 2.0
- 100** Unico 2.0



WALLS

- 102** Belair Wall®
- 104** Coventry III Wall
- 106** Diamond Pro® Straight
- 108** Diamond Pro® PS Quarried
- 110** Diamond Pro® Air Smooth
- 112** Diamond Pro® Air Straight
- 114** Melville™ Wall
- 116** Terrace™ Wall
- 118** Vanguard™
- 120** Weston Stone™



COPING, CAPS, EDGERS & STEPS

- 122** Curbstone / Edgestone
- 124** Delmaro Coping
- 126** Grava Coping
- 128** Laguna™ Coping
- 130** Landings™ Coping
- 132** Marina™ Coping
- 134** Melville™ Curb
- 136** Modena Coping



KITCHENS & FIRE FEATURES

- 138** Artforms™ Modular Panel System
- 140** Bordeaux™ Series
- 142** Coventry™ Fire Pit Kit
- 144** Melville™ Series
- 146** Melville™ Fire Pit
- 148-149** Fire & Kitchen Accessories



RESOURCES

- 152-153** Color Overview
- 154-155** Paver Technologies
- 156-157** Maintenance & Protection
- 158-160** Contractor Programs
- 161** Online Resources
- 162-171** Laying Patterns



Walkways

Poolscapes

Outdoor
Kitchens

An aerial photograph of a large, modern house with a grey shingled roof and light-colored siding. The house features a large covered porch with white columns. In the foreground, there is a large outdoor patio area with a swimming pool on the left. The patio is furnished with a dining table and chairs, and a lounge area with sofas and a coffee table. A large stone fireplace structure is built into the patio area. The background shows a lush green lawn and tall trees.

YOUR EXPERTISE, THEIR DREAM SPACE

EXPLORE

SPACE FUNCTION AND USE

KEY SITE CHALLENGES AND
PERFORMANCE NEEDS

TIMING AND BUDGET GOALS

Outdoor
Dining Rooms

Outdoor
Living Rooms

BUILD FOR LIFESTYLE

DESIGNS FOR EVERY BUDGET

Help homeowners choose the right outdoor design by uncovering priorities before showing products. Use these prompts to guide the discussion and simplify their decision-making.



Entertainment-Ready Retreat

BEST FOR:

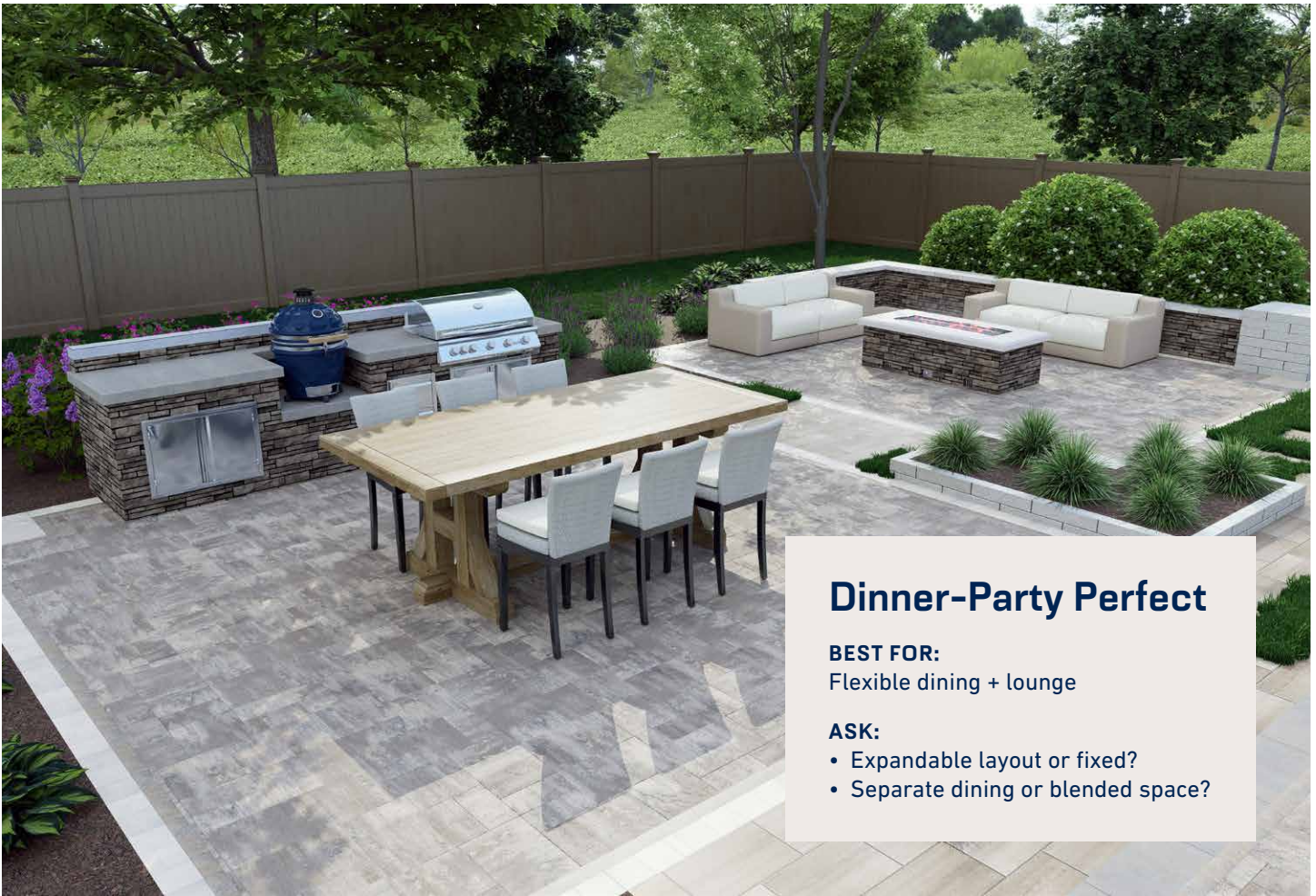
Big gatherings, outdoor cooking

ASK:

- Which feature is most important—fireplace, kitchen, or seating?
- Phase upgrades or build all at once?

Pro Tip

Position yourself as a long-term partner, not just a one-time installer. Offer seasonal maintenance and upgrade packages.




Dinner-Party Perfect

BEST FOR:

Flexible dining + lounge

ASK:

- Expandable layout or fixed?
- Separate dining or blended space?



The Simple Life

BEST FOR:

Budget-friendly, low maintenance

ASK:

- Speed or customization?
- Keep it simple or allow for growth?

Pro Tip

Modular pavers save time on design and installation and make expansions simpler.

DESIGN FOR STYLE

FIND THEIR PERFECT OUTDOOR STYLE

Help homeowners choose a look that fits their lifestyle and home. They've defined how they'll use the space and set a budget—now guide them toward a style that feels right.




Rustic Retreat

Natural textures and earthy tones for a cozy, organic feel.

ASK:

- Do you want the space to feel relaxed and connected to nature?
- Would rugged stone or wood accents complement your home?





Charlestone

Refined Tradition


Classic patterns and rich tones for timeless elegance.

ASK:

- Do you prefer a formal, polished look?
- Are symmetry and pattern important to you?



Brooklyn, Weston Stone & Marina Coping



Dimensions 18 with Dimensions Border



Quarziti 2.0 & Artforms Fire Pit with Quarziti 2.0 Veneers

Modern Minimalism

Clean lines and smooth textures for a sleek, contemporary vibe.

ASK:

- Do you want an open, uncluttered space?
- Would large-format pavers or neutral tones fit your vision?

THE ART OF DESIGN


MAKE YOUR STATEMENT WITH COLOR

You've defined the space and chosen a style—now let's pick colors that bring it all together. By guiding them through color choices, you can elevate curb appeal and create designs that complement their home's style.



Solid Shades

Offer a clean, cohesive look that simplifies design decisions. Solid shades provide a timeless foundation, making landscaping and décor stand out effortlessly.



Monochromatic

Suggest a sleek, unified palette for homeowners who prefer understated elegance. Monochromatic designs highlight textures and patterns without overwhelming the space.



Contrasts

Encourage bold combinations for homeowners seeking visual interest. Contrasting colors define spaces, highlight features, and create a dynamic, eye-catching design.




Cool Blends

Introduce refreshing, modern tones that bring a sense of calm to outdoor spaces. Cool blends work well for contemporary styles, adding subtle sophistication homeowners will love.



Warm Tones

Warm tones create inviting, comfortable environments. They pair perfectly with natural elements and greenery, giving outdoor living areas a grounded, welcoming feel.



Mix & Match

Show how mixing colors and textures can personalize a space. This approach allows homeowners to create unique transitions between areas and express their individual style.

UNLOCKING FLEXIBILITY & FLOW

MODULAR SIZES. ENDLESS PATTERNS.

Show homeowners how size and layout choices transform the look and feel of their space—and how **modular** systems make it easy to customize now and expand later.




Dimensions Slab 24 x 36

Design Smarter: Scale + Pattern That Sell


- **Size Sets the Tone:** Big slabs create a modern, open feel, smaller units add detail and intimacy.
- **Pattern Adds Personality:** Straight lines feel calm, angled layouts bring energy.
- **Infinite Possibilities:** Mix sizes and patterns for custom designs now—and easy expansion later.



Dimensions 3 x 12




Origins & Dimensions Slab



Origins & Dimensions Slab



Empire & Dimensions Slab




Charlestone & Dimensions Slab

DESIGN YOU CAN FEEL

THE POWER OF TEXTURE

Texture is one of the most powerful tools in hardscape design, adding both personality and traction underfoot. Mix textures to balance interest, play with light and shadow, and create spaces that are both safe and inviting.



Belair Wall with Marina Coping, Dimensions Paver & Origins 18

Layer in Vertical Texture

Consider pairing complementary textures across pavers and walls for a cohesive look, or contrast finishes to create visual depth and distinction between horizontal and vertical surfaces.

Smooth



Slate / Textured



Tumbled / Antiqued



Artisan



STRUCTURE & STYLE

WALLS THAT DEFINE SPACES

Walls do more than hold back soil—they shape how homeowners live outdoors. By creating boundaries, levels, and zones, walls turn ordinary yards into organized, functional, and inviting spaces.

Freestanding Walls

DEFINE ZONES. CREATE FLOW.

Carve out distinct areas for dining, lounging, or entertaining, turning open yards into organized, livable spaces.

Garden Walls

FRAME BEDS. POLISH LANDSCAPES.

Add structure to flower beds and planters for a clean, polished look that makes maintenance easier and landscaping more enjoyable.



Freestanding Wall Featuring Melville Wall



Freestanding / Retaining Wall Combo
Featuring Ashlar Tandem

Retaining Walls

TURN SLOPES INTO SPACES.

Transform steep grades into usable terraces for patios, gardens, or driveways, unlocking functional square footage.


Tiered Walls

LAYERED DESIGN. MAXIMUM USE.

Add depth, dimension and versatility with multilevel spaces that include plantings, seating and transitions.

Plan with Purpose

Before choosing a wall product, consider what it needs to do—hold back soil, create levels, or simply add style. Function determines the right design.



Tiered Retaining Wall Featuring Diamond Pro Air

Smart Strength for Every Landscape

DIAMOND PRO® AIR

Engineered for performance and designed for elegance, Diamond Pro Air walls offer multiple textures and colors to fit any style. Lightweight, easy-to-handle blocks speed up installation, saving time and labor, and maximize usable space without compromising durability.




Retaining walls over 4 feet in height should be designed by a qualified engineer.

HOW IT'S MADE


CRAFTSMANSHIP BACKED BY INNOVATION

QUALITY FOR LIFE

Belgard has taken the artistry of handcrafted stone to a higher level. Through research and innovation, we've developed a deep understanding of how to make modern, best-in-class hardscape products that fit the lifestyle of today's homeowners and commercial developments, while still honoring the artisans of old.



RESEARCH & DEVELOPMENT



QUALITY ASSURANCE

INTENTIONAL AT EVERY STEP

Every step of our manufacturing process incorporates rigorous research, testing and quality assurance. Whether our teams are designing a new surface texture, validating a color formula, or inspecting finished product for defects, we demand the highest quality from each of our facilities across North America. We believe in creating world-class building products that stand the test of time.

DESIGN WITH CONFIDENCE

REQUEST COLOR SWATCHES ONLINE

Planning your project just got easier!
Visit the **product page** on **Belgard.com**
to request high-resolution color swatches.
It's quick, simple, and helps you make
informed design decisions.



[Belgard.com/Products](https://belgard.com/Products)



Lifetime Coverage That Works as Hard as You Do.

- Transferable warranty
- Timely investigations
- Added peace of mind with lifetime coverage for homeowners



**REGISTER AN
INSTALLATION**

[Belgard.com/Warranty](https://belgard.com/Warranty)






SHOP THE PRODUCTS

STYLISH, PERFORMANCE-DRIVEN
OPTIONS FOR SMART DESIGNS
AND SMOOTH INSTALLS

AQUALINE™

Permeable Paver | 80mm

Environmentally-friendly, timeless aesthetics for effective rainwater management in either pedestrian and vehicular applications.



DRIVEWAY
APPROVED



ACCESSIBLE
SURFACE



PERMEABLE
APPLICATION



MECHANICAL
INSTALL



DURAFUSION
TECHNOLOGY

PALLET INFORMATION

AQUALINE™		SQFT/ PALLET	UNITS/ LAYER	SQFT/ LAYER	LAYER/ PALLET	WEIGHT/ PALLET
80MM	4½ x 9 x 3⅞	90	40	11.25	8	3105

SHAPES & SIZES

80MM



4½ x 9 x 3⅞



DAKOTA BLEND 




NEWPORT GRAY 

LEARN MORE

View the product page on **Belgard.com** for more information



PALLET LAYOUT



TECHNICAL SPECS

- Interlocking spacer bars for increased structural performance
- Surface and micro-chamfer are ADA-compliant and minimize wheelchair vibration
- True installed dimensions for design optimization
- Optimal joint openings for infiltration and maintenance
- Can eliminate stormwater runoff and improve water quality
- Meets the requirements of ASTM C936
- Chamfer Width: 3 mm
- Spacer Bar Width: 10 mm
- Surface Infiltration Rate: > 500 inches per hour (varies based on joint infill gradation)
- Surface Open Area: 10%
- Can be installed mechanically with herringbone pallet layout



DuraFusion™ Technology

A bold, vibrant finish with a smoother, tighter texture

QUALITY FOR LIFE

Every step of our manufacturing process incorporates rigorous research, testing and quality assurance. We demand the highest quality from each of our facilities across North America. We believe in creating world class building products that stand the test of time. See our lifetime warranty at **Belgard.com/Warranty**

Due to the natural materials in our products, colors may vary from those shown on the cut sheet. We recommend viewing actual product samples to ensure the perfect color and finish for each project.

BELGARD®

AN OLDCASTLE® APG OUTDOOR BRAND


PARKER FORD
16 Anderson Rd
Parker Ford, PA 19457

WRIGHTSTOWN
2 Farago Blvd
Wrightstown, NJ 08640

BRICK STONE

Paver | 60mm

The classic appeal of brick, featuring a smooth surface, subtle variations for depth and traction, and DuraFusion Technology for enhanced color, texture and wear-resistance.



PALLET INFORMATION

BRICK STONE		SQFT/ PALLET	UNITS/ LAYER	SQFT/ LAYER	LAYER/ PALLET	WEIGHT/ PALLET
60MM	4 x 8 x 2 3/8	120	54	12	10	3207

SHAPES & SIZES





AUTUMN BLEND 



MIDNIGHT 



NEWPORT GRAY 

LEARN MORE

View the product page on [Belgard.com](https://www.belgard.com) for more information



TECHNICAL SPECS

- One size ideal for inlays, borders and as a stand alone
- Ideal for courtyards, walkways, patios and driveways
- 60MM can be used for residential vehicular applications
- Comprehensive library of installation patterns



DuraFusion™ Technology

A bold, vibrant finish with a smoother, tighter texture

QUALITY FOR LIFE

Every step of our manufacturing process incorporates rigorous research, testing and quality assurance. We demand the highest quality from each of our facilities across North America. We believe in creating world class building products that stand the test of time. See our lifetime warranty at [Belgard.com/Warranty](https://www.belgard.com/Warranty)

Due to the natural materials in our products, colors may vary from those shown on the cut sheet. We recommend viewing actual product samples to ensure the perfect color and finish for each project.

BELGARD®

AN OLDCASTLE® APG OUTDOOR BRAND

PARKER FORD
16 Anderson Rd
Parker Ford, PA 19457

WRIGHTSTOWN
2 Farago Blvd
Wrightstown, NJ 08640

BELGIAN COBBLE®

Paver | 60mm

Emulating the look of stones found lining a mountain creek bed, this multi-piece system has seven unique shapes for creating random patterns and picturesque settings.



PERMEABLE
APPLICATION



DRIVEWAY
APPROVED

PALLET INFORMATION

BELGIAN COBBLE®		SQFT/ PALLET	UNITS/ LAYER	SQFT/ LAYER	LAYER/ PALLET	WEIGHT/ PALLET
MULTI- PIECE	Variable x 2⅓	85	-	-	10	2040

SHAPES & SIZES

MULTI-PIECE




Variable x 2⅓



BOURBON



MIDNIGHT



PEARL

LEARN MORE

View the product page on **Belgard.com** for more information



TECHNICAL SPECS

- Seven unique shapes create a random pattern
- Can be installed as either a standard or permeable paver system
- Permeable pavement installation requires site-specific engineering and proper base, bedding and joint aggregate material
- Techniseal polymeric jointing sand recommended for non-permeable applications
- Applications include walkways, patios, accents, borders and residential driveways

QUALITY FOR LIFE

Every step of our manufacturing process incorporates rigorous research, testing and quality assurance. We demand the highest quality from each of our facilities across North America. We believe in creating world class building products that stand the test of time. See our lifetime warranty at **Belgard.com/Warranty**

Due to the natural materials in our products, colors may vary from those shown on the cut sheet. We recommend viewing actual product samples to ensure the perfect color and finish for each project.

BELGARD®

AN OLDCASTLE® APG OUTDOOR BRAND

PARKER FORD
16 Anderson Rd
Parker Ford, PA 19457

WRIGHTSTOWN
2 Farago Blvd
Wrightstown, NJ 08640

BROOKLYN™

Paver | 60mm

Its warm, weathered stone appearance and texture delivers a timeless look enriched with DuraFusion Technology and factory-applied ColorTech sealant for an enhanced texture and ultimate durability.



MODULAR
SIZING



DURAFUSION
+COLORTECH



DRIVEWAY
APPROVED



ACCESSIBLE
SURFACE

PALLET INFORMATION

BROOKLYN™		SQFT/ PALLET	UNITS/ LAYER	SQFT/ LAYER	LAYER/ PALLET	WEIGHT/ PALLET
60MM	3 x 9 x 2⅜	103.13	55	10.31	10	2805

SHAPES & SIZES

60MM



3 x 9 x 2⅜



BOURBON 



FOG 




MIDNIGHT 



PEARL 



ROSEWOOD 

LEARN MORE

View the product page on **Belgard.com** for more information



TECHNICAL SPECS

- True 3" increments for simplified design, quoting and ordering
- Compatible with all modular paver lines—look for Modular Sizing icon
- Modular dimensions reduce cuts, installation time, and waste
- Modular compatibility allows more creative pattern options
- Maximized pallet layout for jobsite efficiencies
- Ideal for walkways, patios, borders, accents and residential driveways
- Can be used to construct ADA-compliant pavement



DuraFusion™ + ColorTech®

Enhanced texture and wear-resistance with the added protection of factory-applied sealant

QUALITY FOR LIFE

Every step of our manufacturing process incorporates rigorous research, testing and quality assurance. We demand the highest quality from each of our facilities across North America. We believe in creating world class building products that stand the test of time. See our lifetime warranty at **Belgard.com/Warranty**

Due to the natural materials in our products, colors may vary from those shown on the cut sheet. We recommend viewing actual product samples to ensure the perfect color and finish for each project.

BELGARD®

AN OLDCASTLE® APG OUTDOOR BRAND


PARKER FORD
16 Anderson Rd
Parker Ford, PA 19457

WRIGHTSTOWN
2 Farago Blvd
Wrightstown, NJ 08640

CHARLESTONE™

3-Piece Paver | 60mm

Designed to evoke the charm of early American streets, the look of hand-cobbled stone is enriched with DuraFusion Technology for enhanced texture and wear-resistance.



MODULAR
SIZING



DURAFUSION
TECHNOLOGY



DRIVEWAY
APPROVED



MECHANICAL
INSTALL

PALLET INFORMATION

CHARLESTONE™ 3-PIECE		SQFT/ PALLET	UNITS/ LAYER	SQFT/ LAYER	LAYER/ PALLET	WEIGHT/ PALLET
60MM	6 x 6 x 2 ³ / ₈	14.8	6	1.48	10	2814
	6 x 9 x 2 ³ / ₈	44.51	12	4.45		
	6 x 12 x 2 ³ / ₈	44.56	9	4.45		

SHAPES & SIZES

60MM



6 x 6 x 2³/₈



6 x 9 x 2³/₈



6 x 12 x 2³/₈



ASHWOOD 



BOURBON 



FOG 



IRON BAY 



MIDNIGHT 

LEARN MORE

View the product page on **Belgard.com** for more information



TECHNICAL SPECS

- True 3" increments for simplified design, quoting and ordering
- Compatible with all modular paver lines—look for Modular Sizing icon
- Modular dimensions reduce cuts, installation time, and waste
- Modular compatibility allows more creative pattern options
- Maximized pallet layout for jobsite efficiencies
- Pallet optimized for both mechanical and manual installation
- Particularly ideal for driveways and walkways



DuraFusion™ Technology

A bold, vibrant finish with a smoother, tighter texture

QUALITY FOR LIFE

Every step of our manufacturing process incorporates rigorous research, testing and quality assurance. We demand the highest quality from each of our facilities across North America. We believe in creating world class building products that stand the test of time. See our lifetime warranty at **Belgard.com/Warranty**

Due to the natural materials in our products, colors may vary from those shown on the cut sheet. We recommend viewing actual product samples to ensure the perfect color and finish for each project.

BELGARD®

AN OLDCASTLE® APG OUTDOOR BRAND

PARKER FORD
16 Anderson Rd
Parker Ford, PA 19457

WRIGHTSTOWN
2 Farago Blvd
Wrightstown, NJ 08640

DIMENSIONS™ 6

3-Piece System | 60mm

Contemporary design meets traditional appeal with a smooth face and crisp, clean lines that pair well with any architectural style.



MODULAR
SIZING



DRIVEWAY
APPROVED



ACCESSIBLE
SURFACE

PALLET INFORMATION

DIMENSIONS™ 3-PIECE		SQFT/ PALLET	UNITS/ LAYER	SQFT/ LAYER	LAYER/ PALLET	WEIGHT/ PALLET
DIMENSIONS 6 60MM	3 x 6 x 2⅜	20	16	2	10	3120
	6 x 6 x 2⅜	40	16	4		
	6 x 9 x 2⅜	60	16	6		

SHAPES & SIZES

DIMENSIONS 6 | 60MM



3 x 6 x 2⅜



6 x 6 x 2⅜



6 x 9 x 2⅜



HICKORY



IRON BAY



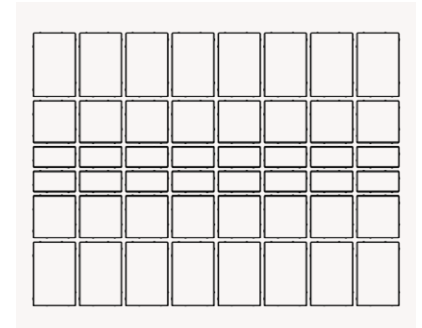
SCANDINA GRAY

LEARN MORE

View the product page on [Belgard.com](https://www.belgard.com) for more information



PALLET LAYOUT



TECHNICAL SPECS

- True 3" increments for simplified design, quoting and ordering
- Compatible with all modular paver lines—look for Modular Sizing icon
- Modular dimensions reduce cuts, installation time, and waste
- Modular compatibility allows more creative pattern options
- Maximized pallet layout for jobsite efficiencies
- Ideal for patios, walkways and residential vehicular applications
- Surface and micro-chamfer are ADA-compliant and minimize wheelchair vibration

QUALITY FOR LIFE


Every step of our manufacturing process incorporates rigorous research, testing and quality assurance. We demand the highest quality from each of our facilities across North America. We believe in creating world class building products that stand the test of time. See our lifetime warranty at [Belgard.com/Warranty](https://www.belgard.com/Warranty)

Due to the natural materials in our products, colors may vary from those shown on the cut sheet. We recommend viewing actual product samples to ensure the perfect color and finish for each project.

DIMENSIONS™ 12

3-Piece System | 60mm

Versatility meets contemporary design with a modular system that features a smooth face and crisp, clean lines.



PALLET INFORMATION

DIMENSIONS™ 3-PIECE		SQFT/ PALLET	UNITS/ LAYER	SQFT/ LAYER	LAYER/ PALLET	WEIGHT/ PALLET
DIMENSIONS 12 60MM	6 x 12 x 2 ³ / ₈	20	4	2	10	3516
	12 x 12 x 2 ³ / ₈	40	4	4		
	12 x 18 x 2 ³ / ₈	60	4	6		

SHAPES & SIZES

DIMENSIONS 12 | 60MM





HICKORY



IRON BAY



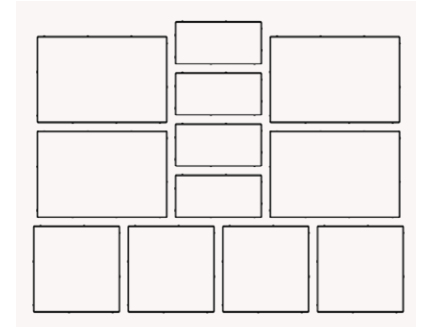
SCANDINA GRAY

LEARN MORE

View the product page on [Belgard.com](https://www.belgard.com) for more information



PALLET LAYOUT



TECHNICAL SPECS

- True 3" increments for simplified design, quoting and ordering
- Compatible with all modular paver lines—look for Modular Sizing icon
- Modular dimensions reduce cuts, installation time, and waste
- Modular compatibility allows more creative pattern options
- Maximized pallet layout for jobsite efficiencies
- Ideal for patios, walkways and pool decks
- Surface and micro-chamfer are ADA-compliant and minimize wheelchair vibration

QUALITY FOR LIFE


Every step of our manufacturing process incorporates rigorous research, testing and quality assurance. We demand the highest quality from each of our facilities across North America. We believe in creating world class building products that stand the test of time. See our lifetime warranty at [Belgard.com/Warranty](https://www.belgard.com/Warranty)

Due to the natural materials in our products, colors may vary from those shown on the cut sheet. We recommend viewing actual product samples to ensure the perfect color and finish for each project.

DIMENSIONS™ 12

3-Piece System | 60mm

Contemporary lines and a smooth surface are enriched with DuraFusion Technology for enhanced texture and wear-resistance.



PALLET INFORMATION

DIMENSIONS™ 3-PIECE		SQFT/ PALLET	UNITS/ LAYER	SQFT/ LAYER	LAYER/ PALLET	WEIGHT/ PALLET
DIMENSIONS 12 60MM	6 x 12 x 2 ³ / ₈	20	16	2	10	3516
	12 x 12 x 2 ³ / ₈	40	16	4		
	12 x 18 x 2 ³ / ₈	60	16	6		

SHAPES & SIZES

DIMENSIONS 12 | 60MM






ANTHRACITE 



HICKORY 




IRON BAY 



SCANDINA GRAY 



SEPIA 



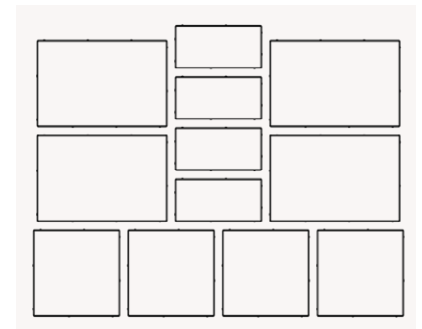
SHADED GRAY 

LEARN MORE

View the product page on **Belgard.com** for more information




PALLET LAYOUT



TECHNICAL SPECS

- True 3" increments for simplified design, quoting and ordering
- Compatible with all modular paver lines—look for Modular Sizing icon
- Modular dimensions reduce cuts, installation time, and waste
- Modular compatibility allows more creative pattern options
- Maximized pallet layout for jobsite efficiencies
- Ideal for patios, walkways and pool decks
- Surface and micro-chamfer are ADA-compliant and minimize wheelchair vibration

 **DuraFusion™ Technology**
A bold, vibrant finish with a smoother, tighter texture

QUALITY FOR LIFE

Every step of our manufacturing process incorporates rigorous research, testing and quality assurance. We demand the highest quality from each of our facilities across North America. We believe in creating world class building products that stand the test of time. See our lifetime warranty at **Belgard.com/Warranty**

Due to the natural materials in our products, colors may vary from those shown on the cut sheet. We recommend viewing actual product samples to ensure the perfect color and finish for each project.

BELGARD®

AN OLDCASTLE® APG OUTDOOR BRAND

PARKER FORD
16 Anderson Rd
Parker Ford, PA 19457

WRIGHTSTOWN
2 Farago Blvd
Wrightstown, NJ 08640

DIMENSIONS™ 12

3-Piece System | 80mm

Contemporary lines and a smooth surface are enriched with DuraFusion Technology for enhanced texture and wear-resistance with a thickness that supports use for driveway applications.



MODULAR
SIZING



DURAFUSION
TECHNOLOGY



ACCESSIBLE
SURFACE



DRIVEWAY
APPROVED

PALLET INFORMATION

DIMENSIONS™ 3-PIECE		SQFT/ PALLET	UNITS/ LAYER	SQFT/ LAYER	LAYER/ PALLET	WEIGHT/ PALLET
DIMENSIONS 12 80MM	6 x 12 x 3 1/8	16	4	2	8	3516
	12 x 12 x 3 1/8	32	4	4		
	12 x 18 x 3 1/8	48	4	6		

SHAPES & SIZES

DIMENSIONS 12 | 80MM



6 x 12 x 3 1/8



12 x 12 x 3 1/8



12 x 18 x 3 1/8



ANTHRACITE 



HICKORY 




IRON BAY 




SCANDINA GRAY 



SEPIA 



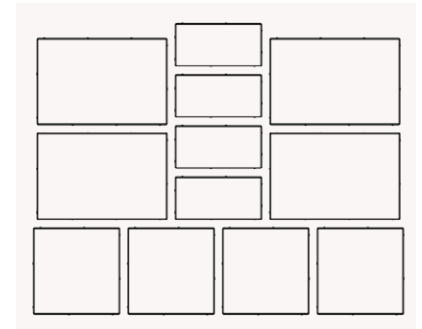
SHADED GRAY 

LEARN MORE

View the product page on **Belgard.com** for more information




PALLET LAYOUT



TECHNICAL SPECS

- True 3" increments for simplified design, quoting and ordering
- Compatible with all modular paver lines—look for Modular Sizing icon
- Modular dimensions reduce cuts, installation time, and waste
- Modular compatibility allows more creative pattern options
- Maximized pallet layout for jobsite efficiencies
- Ideal for patios, walkways and residential driveways
- Surface and micro-chamfer are ADA-compliant and minimize wheelchair vibration

 **DuraFusion™ Technology**
A bold, vibrant finish with a smoother, tighter texture

QUALITY FOR LIFE


Every step of our manufacturing process incorporates rigorous research, testing and quality assurance. We demand the highest quality from each of our facilities across North America. We believe in creating world class building products that stand the test of time. See our lifetime warranty at **Belgard.com/Warranty**

Due to the natural materials in our products, colors may vary from those shown on the cut sheet. We recommend viewing actual product samples to ensure the perfect color and finish for each project.

DIMENSIONS™ 12

3-Piece System | 60mm

Contemporary lines and a smooth surface are enriched with DuraFusion Technology for enhanced texture and wear-resistance with the added protection of factory-applied ColorTech sealant.



MODULAR
SIZING



DURAFUSION
+COLORTECH



ACCESSIBLE
SURFACE

PALLET INFORMATION

DIMENSIONS™ 3-PIECE		SQFT/ PALLET	UNITS/ LAYER	SQFT/ LAYER	LAYER/ PALLET	WEIGHT/ PALLET
DIMENSIONS 12 60MM	6 x 12 x 2 ³ / ₈	20	4	2	10	3516
	12 x 12 x 2 ³ / ₈	40	4	4		
	12 x 18 x 2 ³ / ₈	60	4	6		

SHAPES & SIZES

DIMENSIONS 12 | 60MM



6 x 12 x 2³/₈



12 x 12 x 2³/₈



12 x 18 x 2³/₈



ANTHRACITE 



HICKORY 




IRON BAY 



SCANDINA GRAY 



SEPIA 



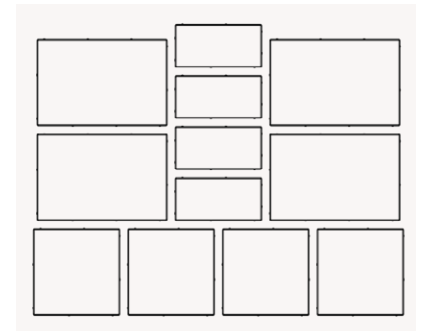
SHADED GRAY 

LEARN MORE

View the product page on Belgard.com for more information



PALLET LAYOUT



TECHNICAL SPECS

- True 3" increments for simplified design, quoting and ordering
- Compatible with all modular paver lines—look for Modular Sizing icon
- Modular dimensions reduce cuts, installation time, and waste
- Modular compatibility allows more creative pattern options
- Maximized pallet layout for jobsite efficiencies
- Ideal for patios, walkways and pool decks
- Surface and micro-chamfer are ADA-compliant and minimize wheelchair vibration



DuraFusion™ + ColorTech®

Enhanced texture and wear-resistance with the added protection of factory-applied sealant

QUALITY FOR LIFE


Every step of our manufacturing process incorporates rigorous research, testing and quality assurance. We demand the highest quality from each of our facilities across North America. We believe in creating world class building products that stand the test of time. See our lifetime warranty at Belgard.com/Warranty

Due to the natural materials in our products, colors may vary from those shown on the cut sheet. We recommend viewing actual product samples to ensure the perfect color and finish for each project.

DIMENSIONS™ 18

3-Piece System | 60mm

Contemporary lines and a smooth surface are enriched with DuraFusion Technology for enhanced texture and wear-resistance.



MODULAR
SIZING



DURAFUSION
TECHNOLOGY



ACCESSIBLE
SURFACE

PALLET INFORMATION

DIMENSIONS™ 3-PIECE		SQFT/ PALLET	UNITS/ LAYER	SQFT/ LAYER	LAYER/ PALLET	WEIGHT/ PALLET
DIMENSIONS 18 60MM	9 x 18 x 2 ³ / ₈	22.5	2	2.25	10	3152
	18 x 18 x 2 ³ / ₈	22.5	1	2.25		
	18 x 27 x 2 ³ / ₈	67.5	2	6.75		

SHAPES & SIZES

DIMENSIONS 18 | 60MM



9 x 18 x 2³/₈



18 x 18 x 2³/₈



18 x 27 x 2³/₈



ANTHRACITE 



HICKORY 



IRON BAY 



SCANDINA GRAY 



SEPIA 



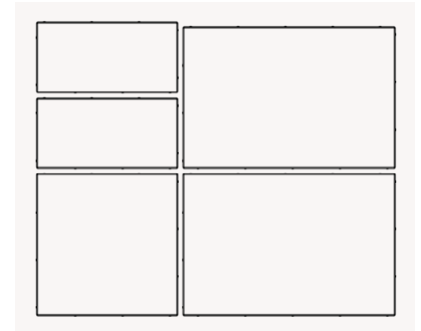
SHADED GRAY 

LEARN MORE

View the product page on **Belgard.com** for more information




PALLET LAYOUT



TECHNICAL SPECS

- True 3" increments for simplified design, quoting and ordering
- Compatible with all modular paver lines—look for Modular Sizing icon
- Modular dimensions reduce cuts, installation time, and waste
- Modular compatibility allows more creative pattern options
- Maximized pallet layout for jobsite efficiencies
- Ideal for patios, walkways and pool decks
- Surface and micro-chamfer are ADA-compliant and minimize wheelchair vibration

 **DuraFusion™ Technology**
A bold, vibrant finish with a smoother, tighter texture

QUALITY FOR LIFE

Every step of our manufacturing process incorporates rigorous research, testing and quality assurance. We demand the highest quality from each of our facilities across North America. We believe in creating world class building products that stand the test of time. See our lifetime warranty at **Belgard.com/Warranty**

Due to the natural materials in our products, colors may vary from those shown on the cut sheet. We recommend viewing actual product samples to ensure the perfect color and finish for each project.

DIMENSIONS™ 18

3-Piece System | 60mm

Contemporary lines and a smooth surface are enriched with DuraFusion Technology for enhanced texture and wear-resistance with the added protection of factory-applied ColorTech sealant.



MODULAR
SIZING



DURAFUSION
+COLORTECH



ACCESSIBLE
SURFACE

PALLET INFORMATION

DIMENSIONS™ 3-PIECE		SQFT/ PALLET	UNITS/ LAYER	SQFT/ LAYER	LAYER/ PALLET	WEIGHT/ PALLET
DIMENSIONS 18 60MM	9 x 18 x 2⅜	22.5	-	2.25	10	3152
	18 x 18 x 2⅜	22.5	-	2.25		
	18 x 27 x 2⅜	67.5	-	6.75		

SHAPES & SIZES

DIMENSIONS 18 | 60MM



9 x 18 x 2⅜



18 x 18 x 2⅜



18 x 27 x 2⅜



ANTHRACITE 



HICKORY 




IRON BAY 



SCANDINA GRAY 



SEPIA 



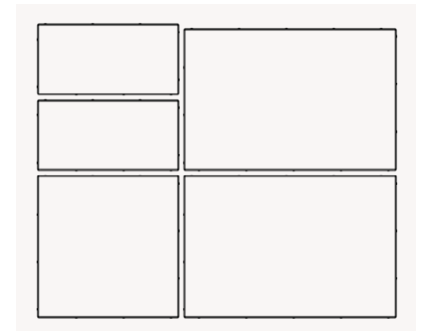
SHADED GRAY 

LEARN MORE

View the product page on Belgard.com for more information



PALLET LAYOUT



TECHNICAL SPECS

- True 3" increments for simplified design, quoting and ordering
- Compatible with all modular paver lines—look for Modular Sizing icon
- Modular dimensions reduce cuts, installation time, and waste
- Modular compatibility allows more creative pattern options
- Maximized pallet layout for jobsite efficiencies
- Ideal for patios, walkways and pool decks
- Surface and micro-chamfer are ADA-compliant and minimize wheelchair vibration



DuraFusion™ + ColorTech®

Enhanced texture and wear-resistance with the added protection of factory-applied sealant

QUALITY FOR LIFE


Every step of our manufacturing process incorporates rigorous research, testing and quality assurance. We demand the highest quality from each of our facilities across North America. We believe in creating world class building products that stand the test of time. See our lifetime warranty at Belgard.com/Warranty

Due to the natural materials in our products, colors may vary from those shown on the cut sheet. We recommend viewing actual product samples to ensure the perfect color and finish for each project.

DIMENSIONS™

Paver | 60mm

Accentuate contemporary style with a smooth, linear surface that is ideal for driveways and borders and enriched with DuraFusion and factory-applied sealant for enhanced color, texture, and wear-resistance.



MODULAR
SIZING



DURAFUSION
+COLORTECH



DRIVEWAY
APPROVED



ACCESSIBLE
SURFACE

PALLET INFORMATION

DIMENSIONS™ PAVER		SQFT/ PALLET	UNITS/ LAYER	SQFT/ LAYER	LAYER/ PALLET	WEIGHT/ PALLET
6 X 9 60MM	6 x 9 x 2⅜	112.5	30	11.25	10	3150

SHAPES & SIZES

6 X 9 | 60MM



6 x 9 x 2⅜




MIDNIGHT 

LEARN MORE

View the product page on **Belgard.com** for more information



PALLET LAYOUT



TECHNICAL SPECS

- True 3" increments for simplified design, quoting and ordering
- Compatible with all modular paver lines—look for Modular Sizing icon
- Modular dimensions reduce cuts, installation time, and waste
- Modular compatibility allows more creative pattern options
- Maximized pallet layout for jobsite efficiencies
- Ideal for walkways, patios, borders, accents and residential driveways
- Surface and micro-chamfer are ADA-compliant and minimize wheelchair vibration



DuraFusion™ + ColorTech®

Enhanced texture and wear-resistance with the added protection of factory-applied sealant

QUALITY FOR LIFE


Every step of our manufacturing process incorporates rigorous research, testing and quality assurance. We demand the highest quality from each of our facilities across North America. We believe in creating world class building products that stand the test of time. See our lifetime warranty at **Belgard.com/Warranty**

Due to the natural materials in our products, colors may vary from those shown on the cut sheet. We recommend viewing actual product samples to ensure the perfect color and finish for each project.

DIMENSIONS™

Paver | 60mm | 80mm

Accentuate contemporary style with a smooth, linear surface that is ideal for driveways and borders and enriched with DuraFusion Technology for enhanced color, texture, and wear-resistance.



MODULAR
SIZING



DURAFUSION
TECHNOLOGY



DRIVEWAY
APPROVED



ACCESSIBLE
SURFACE

PALLET INFORMATION

DIMENSIONS™ PAVER		SQFT/ PALLET	UNITS/ LAYER	SQFT/ LAYER	LAYER/ PALLET	WEIGHT/ PALLET
6 X 12 60MM	6 x 12 x 2⅜	120	24	12	10	2985
6 X 12 80MM	6 x 12 x 3⅞	96	24	12	10	3264

SHAPES & SIZES

6 X 12 | 60MM



6 x 12 x 2⅜

6 X 12 | 80MM



6 x 12 x 3⅞



BOURBON 
Available in 80mm



FOG 



MIDNIGHT 
Available in 80mm




PEARL 

LEARN MORE

View the product page on **Belgard.com** for more information



PALLET LAYOUT



TECHNICAL SPECS

- True 3" increments for simplified design, quoting and ordering
- Compatible with all modular paver lines—look for Modular Sizing icon
- Modular dimensions reduce cuts, installation time, and waste
- Modular compatibility allows more creative pattern options
- Maximized pallet layout for jobsite efficiencies
- 80mm sizing rated for commercial vehicular applications
- Ideal for walkways, patios, borders, accents and residential driveways
- Surface and micro-chamfer are ADA-compliant and minimize wheelchair vibration



DuraFusion™ Technology

A bold, vibrant finish with a smoother, tighter texture

QUALITY FOR LIFE


Every step of our manufacturing process incorporates rigorous research, testing and quality assurance. We demand the highest quality from each of our facilities across North America. We believe in creating world class building products that stand the test of time. See our lifetime warranty at **Belgard.com/Warranty**

Due to the natural materials in our products, colors may vary from those shown on the cut sheet. We recommend viewing actual product samples to ensure the perfect color and finish for each project.

DIMENSIONS™

Plank | 60mm

An elongated plank shape combined with the extra thickness of these pavers offers a smooth expansive surface full of clean lines for a modern architectural appearance.



PALLET INFORMATION

DIMENSIONS™ PLANK		SQFT/ PALLET	UNITS/ LAYER	SQFT/ LAYER	LAYER/ PALLET	WEIGHT/ PALLET
3 X 12 60MM	3 x 12 x 2 ³ / ₈	110	44	11	10	3095

SHAPES & SIZES

3 X 12 | 60MM





BOURBON 



FOG 




MIDNIGHT 



PEARL 




ROSEWOOD 

LEARN MORE

View the product page on [Belgard.com](https://www.belgard.com) for more information



PALLET LAYOUT



TECHNICAL SPECS

- True 3" increments for simplified design, quoting and ordering
- Compatible with all modular paver lines—look for Modular Sizing icon
- Modular dimensions reduce cuts, installation time, and waste
- Modular compatibility allows more creative pattern options
- Maximized pallet layout for jobsite efficiencies
- Ideal for walkways, patios, borders, accents and residential driveways
- Surface and micro-chamfer are ADA-compliant and minimize wheelchair vibration



DuraFusion™ Technology

A bold, vibrant finish with a smoother, tighter texture

QUALITY FOR LIFE

Every step of our manufacturing process incorporates rigorous research, testing and quality assurance. We demand the highest quality from each of our facilities across North America. We believe in creating world class building products that stand the test of time. See our lifetime warranty at [Belgard.com/Warranty](https://www.belgard.com/Warranty)

Due to the natural materials in our products, colors may vary from those shown on the cut sheet. We recommend viewing actual product samples to ensure the perfect color and finish for each project.

BELGARD®

AN OLDCASTLE® APG OUTDOOR BRAND


PARKER FORD
16 Anderson Rd
Parker Ford, PA 19457

WRIGHTSTOWN
2 Farago Blvd
Wrightstown, NJ 08640

DIMENSIONS™

Slab | 60mm

The expansive size is distinguished by clean, crisp lines and a smooth, linear surface enriched with DuraFusion Technology for enhanced color, texture and wear-resistance.



MODULAR
SIZING



DURAFUSION
TECHNOLOGY



ACCESSIBLE
SURFACE

PALLET INFORMATION

DIMENSIONS™ SLAB		SQFT/ PALLET	UNITS/ LAYER	SQFT/ LAYER	LAYER/ PALLET	WEIGHT/ PALLET
9 X 18 60MM	9 x 18 x 2 ³ / ₈	112.5	10	11.25	10	3220
15 X 30 60MM	15 x 30 x 2 ³ / ₈	93.75	3	9.37	10	2680
24 X 36 60MM	24 x 36 x 2 ³ / ₈	120	2	12	10	3360

SHAPES & SIZES

9 X 18 | 60MM



9 x 18 x 2³/₈

15 X 30 | 60MM



15 x 30 x 2³/₈

24 X 36 | 60MM



24 x 36 x 2³/₈



ANTHRACITE 



HICKORY 



SCANDINA GRAY 



SEPIA 




SHADED GRAY 

LEARN MORE

View the product page on **Belgard.com** for more information




PALLET LAYOUT



TECHNICAL SPECS

- True 3" increments for simplified design, quoting and ordering
- Compatible with all modular paver lines—look for Modular Sizing icon
- Modular dimensions reduce cuts, installation time, and waste
- Modular compatibility allows more creative pattern options
- Maximized pallet layout for jobsite efficiencies
- Ideal for patios, walkways and pool decks
- Surface and micro-chamfer are ADA-compliant and minimize wheelchair vibration

 **DuraFusion™ Technology**
A bold, vibrant finish with a smoother, tighter texture

QUALITY FOR LIFE


Every step of our manufacturing process incorporates rigorous research, testing and quality assurance. We demand the highest quality from each of our facilities across North America. We believe in creating world class building products that stand the test of time. See our lifetime warranty at **Belgard.com/Warranty**

Due to the natural materials in our products, colors may vary from those shown on the cut sheet. We recommend viewing actual product samples to ensure the perfect color and finish for each project.

DIMENSIONS™

Slab | 60mm

The expansive size is distinguished by clean, crisp lines and a smooth, linear surface, enriched with DuraFusion Technology for enhanced color, texture and wear-resistance.



MODULAR
SIZING



DURAFUSION
TECHNOLOGY



ACCESSIBLE
SURFACE

PALLET INFORMATION

DIMENSIONS™ SLAB		SQFT/ PALLET	UNITS/ LAYER	SQFT/ LAYER	LAYER/ PALLET	WEIGHT/ PALLET
12 X 24 60MM	12 x 24 x 2 ³ / ₈	120	6	12	10	3230
24 X 24 60MM	24 x 24 x 2 ³ / ₈	80	2	8	10	2240

SHAPES & SIZES

12 X 24 | 60MM



12 x 24 x 2³/₈

24 X 24 | 60MM



24 x 24 x 2³/₈



ANTHRACITE 



HICKORY 



SCANDINA GRAY 



SEPIA 



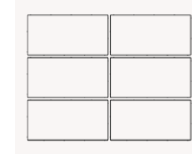
SHADED GRAY 

LEARN MORE

View the product page on **Belgard.com** for more information



PALLET LAYOUT



12 X 24



24 x 24

TECHNICAL SPECS

- True 3" increments for simplified design, quoting and ordering
- Compatible with all modular paver lines—look for Modular Sizing icon
- Modular dimensions reduce cuts, installation time, and waste
- Modular compatibility allows more creative pattern options
- Maximized pallet layout for jobsite efficiencies
- Ideal for patios, walkways and pool decks
- Surface and micro-chamfer are ADA-compliant and minimize wheelchair vibration



DuraFusion™ Technology

A bold, vibrant finish with a smoother, tighter texture

QUALITY FOR LIFE

Every step of our manufacturing process incorporates rigorous research, testing and quality assurance. We demand the highest quality from each of our facilities across North America. We believe in creating world class building products that stand the test of time. See our lifetime warranty at **Belgard.com/Warranty**

Due to the natural materials in our products, colors may vary from those shown on the cut sheet. We recommend viewing actual product samples to ensure the perfect color and finish for each project.

BELGARD®

AN OLDCASTLE® APG OUTDOOR BRAND

PARKER FORD
16 Anderson Rd
Parker Ford, PA 19457

WRIGHTSTOWN
2 Farago Blvd
Wrightstown, NJ 08640

ECO COBBLE®

Permeable Paver | 60mm

Versatile design and sustainability are delivered in this permeable cobble. The traditional look is enriched with DuraFusion Technology for enhanced texture and wear-resistance.



DRIVEWAY
APPROVED



DURAFUSION
TECHNOLOGY



ACCESSIBLE
SURFACE



PERMEABLE
APPLICATION

PALLET INFORMATION

ECO COBBLE®		SQFT/ PALLET	UNITS/ LAYER	SQFT/ LAYER	LAYER/ PALLET	WEIGHT/ PALLET
6 X 6	6 x 6 x 2 3/8	94.5	35	9.45	10	2500
6 X 9	6 x 9 x 2 3/8	102	25	10.2	10	2800

SHAPES & SIZES

6 X 6



6 x 6 x 2 3/8

6 X 9



6 x 9 x 2 3/8



DAKOTA BLEND 



PEWTER BLEND 

LEARN MORE

View the product page on **Belgard.com** for more information



TECHNICAL SPECS

- Optimal joint openings for infiltration and maintenance
- Can eliminate stormwater runoff and improve water quality
- Qualify as a Best Management Practice (BMP) for stormwater management
- Earn points towards LEED certification
- Can be used to construct ADA-compliant pavement
- Rated for residential driveway applications



DuraFusion™ Technology

A bold, vibrant finish with a smoother, tighter texture

QUALITY FOR LIFE

Every step of our manufacturing process incorporates rigorous research, testing and quality assurance. We demand the highest quality from each of our facilities across North America. We believe in creating world class building products that stand the test of time. See our lifetime warranty at **Belgard.com/Warranty**

Due to the natural materials in our products, colors may vary from those shown on the cut sheet. We recommend viewing actual product samples to ensure the perfect color and finish for each project.

BELGARD®

AN OLDCASTLE® APG OUTDOOR BRAND

PARKER FORD
16 Anderson Rd
Parker Ford, PA 19457

WRIGHTSTOWN
2 Farago Blvd
Wrightstown, NJ 08640

EMPIRE™

Paver | 60mm

A hand-tooled appearance with variations of classic herringbone and basketweave designs delivers a striking appearance. Seven unique textures offer depth and tactile appeal.



ACCESSIBLE
SURFACE



DURAFUSION
TECHNOLOGY

PALLET INFORMATION


EMPIRE™		SQFT/ PALLET	UNITS/ LAYER	SQFT/ LAYER	LAYER/ PALLET	WEIGHT/ PALLET
60MM	3 x 12 x 2 ³ / ₈	110	-	11	10	3056

SHAPES & SIZES


3 X 12 | 60MM



3 x 12 x 2³/₈



MIDNIGHT 



SCANDINA GRAY 

LEARN MORE

View the product page on **Belgard.com** for more information



TECHNICAL SPECS

- True 3" increments for simplified design, quoting and ordering
- Compatible with all modular paver lines—look for Modular Sizing icon
- Modular dimensions reduce cuts, installation time, and waste
- Modular compatibility allows more creative pattern options
- Maximized pallet layout for jobsite efficiencies
- Can be used to construct ADA-compliant pavement
- 7 unique textures per pallet
- Ideal for patios, walkways and accents
- Contemporary twist for classic herringbone and basketweave designs



DuraFusion™ Technology

A bold, vibrant finish with a smoother, tighter texture

QUALITY FOR LIFE

Every step of our manufacturing process incorporates rigorous research, testing and quality assurance. We demand the highest quality from each of our facilities across North America. We believe in creating world class building products that stand the test of time. See our lifetime warranty at **Belgard.com/Warranty**

Due to the natural materials in our products, colors may vary from those shown on the cut sheet. We recommend viewing actual product samples to ensure the perfect color and finish for each project.

BELGARD®

AN OLDCASTLE® APG OUTDOOR BRAND


PARKER FORD
16 Anderson Rd
Parker Ford, PA 19457

WRIGHTSTOWN
2 Farago Blvd
Wrightstown, NJ 08640

GEOMETRIC SHAPES

Paver | 60mm

Smooth-faced paver offers ultra-modern design and art deco aesthetics. Sized in 3-inch increments, these pavers add visual appeal to borders, accents or inlays.



MODULAR
SIZING



ACCESSIBLE
SURFACE



DURAFUSION
TECHNOLOGY

PALLET INFORMATION


GEOMETRIC SHAPES		SQFT/ PALLET	UNITS/ LAYER	SQFT/ LAYER	LAYER/ PALLET	WEIGHT/ PALLET
HEXAGON	12 x 12 x 2 ³ / ₈	100.02	14	9.09	11	2845

SHAPES & SIZES

HEXAGON




12 x 12 x 2³/₈



ANTHRACITE 



SCANDINA GRAY 



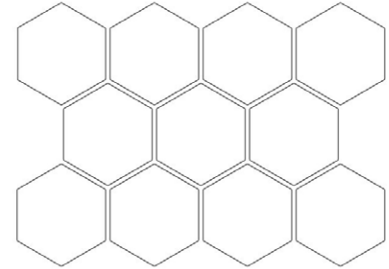
SHADED GRAY 

LEARN MORE

View the product page on **Belgard.com** for more information



PALLET LAYOUT



TECHNICAL SPECS

- True 3" increments for simplified design, quoting and ordering
- Compatible with all modular paver lines—look for Modular Sizing icon
- Modular dimensions reduce cuts, installation time, and waste
- Modular compatibility allows more creative pattern options
- Maximized pallet layout for jobsite efficiencies
- Ideal for patios, walkways and inlaid designs
- Surface and micro-chamfer are ADA-compliant and minimize wheelchair vibration



DuraFusion™ Technology

A bold, vibrant finish with a smoother, tighter texture

QUALITY FOR LIFE

Every step of our manufacturing process incorporates rigorous research, testing and quality assurance. We demand the highest quality from each of our facilities across North America. We believe in creating world class building products that stand the test of time. See our lifetime warranty at **Belgard.com/Warranty**

Due to the natural materials in our products, colors may vary from those shown on the cut sheet. We recommend viewing actual product samples to ensure the perfect color and finish for each project.

MEGA-ARBEL®

Paver | 60mm

The dramatic scale features a natural flagstone texture, an irregular shape, and false joints to create a random look that flows harmoniously into the surrounding landscape.



PALLET INFORMATION

MEGA-ARBEL® PAVER		SQFT/ PALLET	UNITS/ LAYER	SQFT/ LAYER	LAYER/ PALLET	WEIGHT/ PALLET
60MM	15 ³ / ₈ x 21 x 2 ³ / ₈	104.4	6	8.70	12	2561

SHAPES & SIZES

60MM



15³/₈ x 21 x 2³/₈



HICKORY



IRON BAY



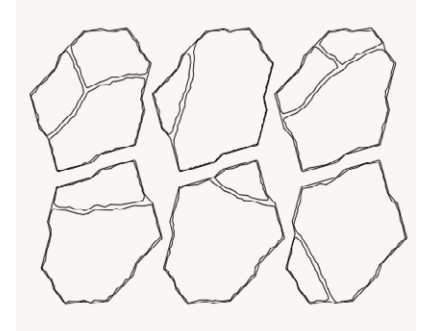
NEWPORT GRAY

LEARN MORE

View the product page on [Beldgard.com](https://Belgard.com) for more information



PALLET LAYOUT



TECHNICAL SPECS

- Irregular interlocking system that utilizes a no-repeat pattern
- Ideal for walkways, patios and poolsapes
- Multiple shapes with varying false joints create a random stone look

QUALITY FOR LIFE

Every step of our manufacturing process incorporates rigorous research, testing and quality assurance. We demand the highest quality from each of our facilities across North America. We believe in creating world class building products that stand the test of time. See our lifetime warranty at [Beldgard.com/Warranty](https://Belgard.com/Warranty)

Due to the natural materials in our products, colors may vary from those shown on the cut sheet. We recommend viewing actual product samples to ensure the perfect color and finish for each project.

OLD TOWNE COBBLE™

Paver | 60mm

The classic dimensional style of Roman era cobblestone unfolds with a weathered look enriched with DuraFusion Technology for enhanced texture and wear-resistance.



DURAFUSION
TECHNOLOGY



DRIVEWAY
APPROVED



ACCESSIBLE
SURFACE

PALLET INFORMATION

OLD TOWNE COBBLE™		SQFT/ PALLET	UNITS/ LAYER	SQFT/ LAYER	LAYER/ PALLET	WEIGHT/ PALLET
6 X 6	6 x 6 x 2⅜	113	42	11.3	10	3198
6 X 9	6 x 9 x 2⅜	124	30	12.4	10	3479

SHAPES & SIZES

6 X 6



6 x 6 x 2⅜

6 X 9



6 x 9 x 2⅜



BROWN 
Only available in 6 x 9



DAKOTA BLEND 



HARVEST BLEND 



MIDNIGHT 
Only available in 6 x 9



PEWTER BLEND 

LEARN MORE

View the product page on **Belgard.com** for more information



TECHNICAL SPECS

- Two shapes ideal for inlays, borders and as a stand alone
- Ideal for both residential and commercial applications
- Approved for residential vehicular applications
- Comprehensive library of installation patterns



DuraFusion™ Technology

A bold, vibrant finish with a smoother, tighter texture

QUALITY FOR LIFE

Every step of our manufacturing process incorporates rigorous research, testing and quality assurance. We demand the highest quality from each of our facilities across North America. We believe in creating world class building products that stand the test of time. See our lifetime warranty at **Belgard.com/Warranty**

Due to the natural materials in our products, colors may vary from those shown on the cut sheet. We recommend viewing actual product samples to ensure the perfect color and finish for each project.

BELGARD®

AN OLDCASTLE® APG OUTDOOR BRAND


PARKER FORD
16 Anderson Rd
Parker Ford, PA 19457

WRIGHTSTOWN
2 Farago Blvd
Wrightstown, NJ 08640

ORIGINS™ 6

3-Piece System | 60mm

Emulating the look and texture of natural stone, this paver system offers earthy tones and a slightly chiseled, yet refined surface that blends with the natural environment.



MODULAR
SIZING



DRIVEWAY
APPROVED



ACCESSIBLE
SURFACE

PALLET INFORMATION

ORIGINS™ 3-PIECE		SQFT/ PALLET	UNITS/ LAYER	SQFT/ LAYER	LAYER/ PALLET	WEIGHT/ PALLET
ORIGINS 6 60MM	3 x 6 x 2 ³ / ₈	20	16	2	10	3120
	6 x 6 x 2 ³ / ₈	40	16	4		
	6 x 9 x 2 ³ / ₈	60	16	6		

SHAPES & SIZES

ORIGINS 6 | 60MM



3 x 6 x 2³/₈



6 x 6 x 2³/₈



6 x 9 x 2³/₈



ASHWOOD



HICKORY



NEWPORT GRAY




IRON BAY

LEARN MORE

View the product page on [Belgard.com](https://www.belgard.com) for more information



PALLET LAYOUT



TECHNICAL SPECS

- True 3" increments for simplified design, quoting and ordering
- Compatible with all modular paver lines—look for Modular Sizing icon
- Modular dimensions reduce cuts, installation time, and waste
- Modular compatibility allows more creative pattern options
- Maximized pallet layout for jobsite efficiencies
- Ideal for patios, walkways, pool decks and residential vehicular applications
- Can be used to construct ADA-compliant pavement

QUALITY FOR LIFE


Every step of our manufacturing process incorporates rigorous research, testing and quality assurance. We demand the highest quality from each of our facilities across North America. We believe in creating world class building products that stand the test of time. See our lifetime warranty at [Belgard.com/Warranty](https://www.belgard.com/Warranty)

Due to the natural materials in our products, colors may vary from those shown on the cut sheet. We recommend viewing actual product samples to ensure the perfect color and finish for each project.

ORIGINS™ 12

3-Piece System | 60mm

Emulating the look and texture of natural stone, this paver system offers earthy tones and a slightly chiseled, yet refined surface that blends with the natural environment.



MODULAR
SIZING



ACCESSIBLE
SURFACE

PALLET INFORMATION

ORIGINS™ 3-PIECE		SQFT/ PALLET	UNITS/ LAYER	SQFT/ LAYER	LAYER/ PALLET	WEIGHT/ PALLET
ORIGINS 12 60MM	6 x 12 x 2 ³ / ₈	20	4	2	10	3516
	12 x 12 x 2 ³ / ₈	40	4	4		
	12 x 18 x 2 ³ / ₈	60	4	6		

SHAPES & SIZES

ORIGINS 12 | 60MM

 6 x 12 x 2³/₈

 12 x 12 x 2³/₈

 12 x 18 x 2³/₈



HICKORY



NEWPORT GRAY



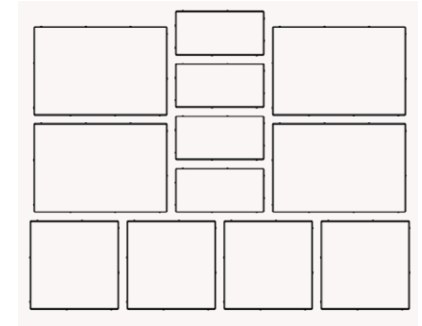
IRON BAY

LEARN MORE

View the product page on **Belgard.com** for more information



PALLET LAYOUT



TECHNICAL SPECS

- True 3" increments for simplified design, quoting and ordering
- Compatible with all modular paver lines—look for Modular Sizing icon
- Modular dimensions reduce cuts, installation time, and waste
- Modular compatibility allows more creative pattern options
- Maximized pallet layout for jobsite efficiencies
- Ideal for patios, walkways and pool decks
- Can be used to construct ADA-compliant pavement

QUALITY FOR LIFE

Every step of our manufacturing process incorporates rigorous research, testing and quality assurance. We demand the highest quality from each of our facilities across North America. We believe in creating world class building products that stand the test of time. See our lifetime warranty at **Belgard.com/Warranty**

Due to the natural materials in our products, colors may vary from those shown on the cut sheet. We recommend viewing actual product samples to ensure the perfect color and finish for each project.

ORIGINS™ 12

3-Piece System | 80mm

Emulating the look and texture of natural stone, this paver system offers earthy tones and a slightly chiseled, yet refined surface enriched with DuraFusion and factory-applied sealant for enhanced color, texture and durability.



MODULAR
SIZING



ACCESSIBLE
SURFACE



DURAFUSION
+COLORTECH

PALLET INFORMATION

ORIGINS™ 3-PIECE		SQFT/ PALLET	UNITS/ LAYER	SQFT/ LAYER	LAYER/ PALLET	WEIGHT/ PALLET
ORIGINS 12 80MM	6 x 12 x 3 1/8	16	4	2	8	3516
	12 x 12 x 3 1/8	32	4	4		
	12 x 18 x 3 1/8	48	4	6		

SHAPES & SIZES


ORIGINS 12 | 80MM

 6 x 12 x 3 1/8


 12 x 12 x 3 1/8

 12 x 18 x 3 1/8




ASHWOOD 



CHESWICK 



IRON BAY 



NEWPORT GRAY 



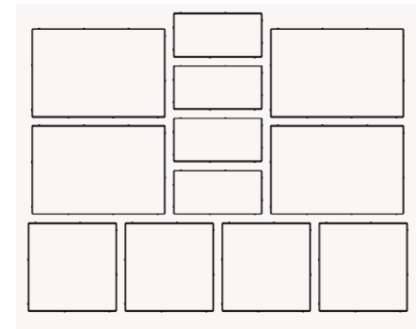
TEAK 

LEARN MORE

View the product page on [Belgard.com](https://www.belgard.com) for more information



PALLET LAYOUT



TECHNICAL SPECS

- True 3" increments for simplified design, quoting and ordering
- Compatible with all modular paver lines—look for Modular Sizing icon
- Modular dimensions reduce cuts, installation time, and waste
- Modular compatibility allows more creative pattern options
- Maximized pallet layout for jobsite efficiencies
- Ideal for patios, walkways and pool decks
- Can be used to construct ADA-compliant pavement



DuraFusion™ + ColorTech™

Enhanced texture and wear-resistance with the added protection of factory-applied sealant

QUALITY FOR LIFE

Every step of our manufacturing process incorporates rigorous research, testing and quality assurance. We demand the highest quality from each of our facilities across North America. We believe in creating world class building products that stand the test of time. See our lifetime warranty at [Belgard.com/Warranty](https://www.belgard.com/Warranty)

Due to the natural materials in our products, colors may vary from those shown on the cut sheet. We recommend viewing actual product samples to ensure the perfect color and finish for each project.

BELGARD®

AN OLDCASTLE® APG OUTDOOR BRAND


PARKER FORD
16 Anderson Rd
Parker Ford, PA 19457

WRIGHTSTOWN
2 Farago Blvd
Wrightstown, NJ 08640

ORIGINS™ 12

3-Piece System | 60mm

The refined, chiseled face emulates natural stone and is enhanced with DuraFusion Technology for a tighter texture and enhanced durability.



MODULAR
SIZING



DURAFUSION
TECHNOLOGY



ACCESSIBLE
SURFACE

PALLET INFORMATION

ORIGINS™ 3-PIECE		SQFT/ PALLET	UNITS/ LAYER	SQFT/ LAYER	LAYER/ PALLET	WEIGHT/ PALLET
ORIGINS 12 60MM	6 x 12 x 2 ³ / ₈	20	4	2	10	3516
	12 x 12 x 2 ³ / ₈	40	4	4	10	
	12 x 18 x 2 ³ / ₈	60	4	6	10	

SHAPES & SIZES

ORIGINS 12 | 60MM

 6 x 12 x 2³/₈

 12 x 12 x 2³/₈

 12 x 18 x 2³/₈



ASHWOOD 



CHESWICK 




IRON BAY 



NEWPORT GRAY 



SONORAN 



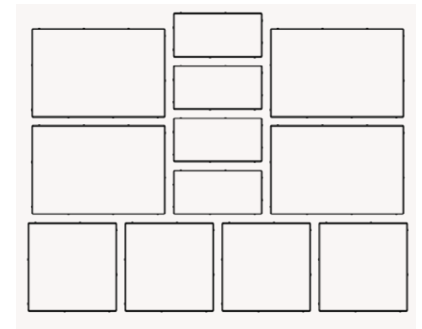
TEAK 

LEARN MORE

View the product page on **Belgard.com** for more information




PALLET LAYOUT



TECHNICAL SPECS

- True 3" increments for simplified design, quoting and ordering
- Compatible with all modular paver lines—look for Modular Sizing icon
- Modular dimensions reduce cuts, installation time, and waste
- Modular compatibility allows more creative pattern options
- Maximized pallet layout for jobsite efficiencies
- Ideal for patios, walkways and pool decks
- Can be used to construct ADA-compliant pavement

 **DuraFusion™ Technology**
A bold, vibrant finish with a smoother, tighter texture

QUALITY FOR LIFE


Every step of our manufacturing process incorporates rigorous research, testing and quality assurance. We demand the highest quality from each of our facilities across North America. We believe in creating world class building products that stand the test of time. See our lifetime warranty at **Belgard.com/Warranty**

Due to the natural materials in our products, colors may vary from those shown on the cut sheet. We recommend viewing actual product samples to ensure the perfect color and finish for each project.

ORIGINS™ 12

3-Piece System | 60mm

The refined, chiseled face emulates natural stone and is enhanced with DuraFusion Technology for a tighter texture and enhanced durability with the added protection of factory-applied ColorTech sealant.



MODULAR
SIZING



DURAFUSION
+COLORTECH



ACCESSIBLE
SURFACE

PALLET INFORMATION

ORIGINS™ 3-PIECE		SQFT/ PALLET	UNITS/ LAYER	SQFT/ LAYER	LAYER/ PALLET	WEIGHT/ PALLET
ORIGINS 12 60MM	6 x 12 x 2⅜	20	4	2	10	3516
	12 x 12 x 2⅜	40	4	4	10	
	12 x 18 x 2⅜	60	4	6	10	

SHAPES & SIZES

ORIGINS 12 | 60MM



6 x 12 x 2⅜



12 x 12 x 2⅜



12 x 18 x 2⅜



ASHWOOD 



CHESWICK 




IRON BAY 



NEWPORT GRAY 



SONORAN 



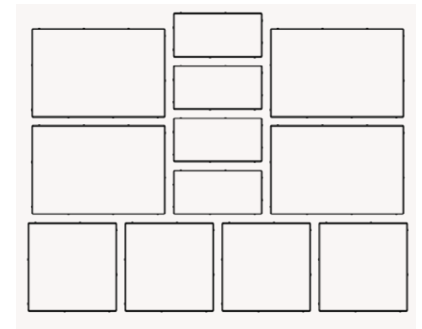
TEAK 

LEARN MORE

View the product page on **Belgard.com** for more information




PALLET LAYOUT



TECHNICAL SPECS

- True 3" increments for simplified design, quoting and ordering
- Compatible with all modular paver lines—look for Modular Sizing icon
- Modular dimensions reduce cuts, installation time, and waste
- Modular compatibility allows more creative pattern options
- Maximized pallet layout for jobsite efficiencies
- Ideal for patios, walkways and pool decks
- Can be used to construct ADA-compliant pavement

 **DuraFusion™ + ColorTech®**
Enhanced texture and wear-resistance with the added protection of factory-applied sealant

QUALITY FOR LIFE

Every step of our manufacturing process incorporates rigorous research, testing and quality assurance. We demand the highest quality from each of our facilities across North America. We believe in creating world class building products that stand the test of time. See our lifetime warranty at **Belgard.com/Warranty**

Due to the natural materials in our products, colors may vary from those shown on the cut sheet. We recommend viewing actual product samples to ensure the perfect color and finish for each project.

ORIGINS™ 18

3-Piece System | 60mm

The refined, chiseled face emulates natural stone and is enhanced with DuraFusion Technology for a tighter texture and enhanced durability.



MODULAR
SIZING



DURAFUSION
TECHNOLOGY



ACCESSIBLE
SURFACE

PALLET INFORMATION

ORIGINS™ 3-PIECE		SQFT/ PALLET	UNITS/ LAYER	SQFT/ LAYER	LAYER/ PALLET	WEIGHT/ PALLET
ORIGINS 18 60MM	9 x 18 x 2 ³ / ₈	22.5	2	2.25	10	3152
	18 x 18 x 2 ³ / ₈	22.5	1	2.25		
	18 x 27 x 2 ³ / ₈	67.5	2	6.75		

SHAPES & SIZES

ORIGINS 18 | 60MM

 9 x 18 x 2³/₈

 18 x 18 x 2³/₈

 18 x 27 x 2³/₈



ASHWOOD 



CHESWICK 



IRON BAY 



NEWPORT GRAY 



SONORAN 



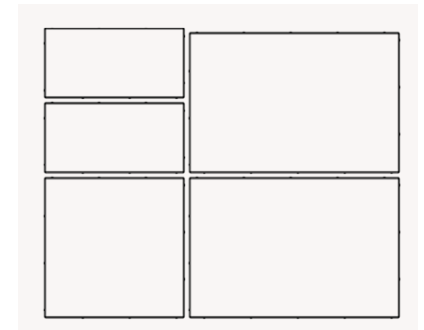
TEAK 

LEARN MORE

View the product page on **Belgard.com** for more information



PALLET LAYOUT



TECHNICAL SPECS

- True 3" increments for simplified design, quoting and ordering
- Compatible with all modular paver lines—look for Modular Sizing icon
- Modular dimensions reduce cuts, installation time, and waste
- Modular compatibility allows more creative pattern options
- Maximized pallet layout for jobsite efficiencies
- Ideal for patios, walkways and pool decks
- Can be used to construct ADA-compliant pavement



DuraFusion™ Technology

A bold, vibrant finish with a smoother, tighter texture

QUALITY FOR LIFE

Every step of our manufacturing process incorporates rigorous research, testing and quality assurance. We demand the highest quality from each of our facilities across North America. We believe in creating world class building products that stand the test of time. See our lifetime warranty at **Belgard.com/Warranty**

Due to the natural materials in our products, colors may vary from those shown on the cut sheet. We recommend viewing actual product samples to ensure the perfect color and finish for each project.

BELGARD®

AN OLDCASTLE® APG OUTDOOR BRAND


PARKER FORD
16 Anderson Rd
Parker Ford, PA 19457

WRIGHTSTOWN
2 Farago Blvd
Wrightstown, NJ 08640

ORIGINS™ 18

3-Piece System | 60mm

The refined, chiseled face emulates natural stone and is enhanced with DuraFusion Technology for a tighter texture and enhanced durability with the added protection of factory-applied ColorTech sealant.



MODULAR
SIZING



DURAFUSION
+COLORTECH



ACCESSIBLE
SURFACE

PALLET INFORMATION

ORIGINS™ 3-PIECE		SQFT/ PALLET	UNITS/ LAYER	SQFT/ LAYER	LAYER/ PALLET	WEIGHT/ PALLET
ORIGINS 18 60MM	9 x 18 x 2 ³ / ₈	22.5	2	2.25	10	3152
	18 x 18 x 2 ³ / ₈	22.5	1	2.25		
	18 x 27 x 2 ³ / ₈	67.5	2	6.75		

SHAPES & SIZES


ORIGINS 18 | 60MM

 9 x 18 x 2³/₈


 18 x 18 x 2³/₈

 18 x 27 x 2³/₈




ASHWOOD 



CHESWICK 



IRON BAY 



NEWPORT GRAY 



SONORAN 



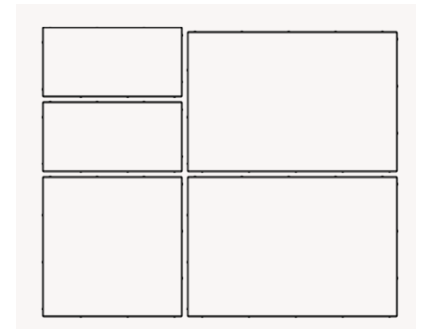
TEAK 

LEARN MORE

View the product page on **Belgard.com** for more information



PALLET LAYOUT



TECHNICAL SPECS

- True 3" increments for simplified design, quoting and ordering
- Compatible with all modular paver lines—look for Modular Sizing icon
- Modular dimensions reduce cuts, installation time, and waste
- Modular compatibility allows more creative pattern options
- Maximized pallet layout for jobsite efficiencies
- Ideal for patios, walkways and pool decks
- Can be used to construct ADA-compliant pavement



DuraFusion™ + ColorTech®
Enhanced texture and wear-resistance with the added protection of factory-applied sealant

QUALITY FOR LIFE

Every step of our manufacturing process incorporates rigorous research, testing and quality assurance. We demand the highest quality from each of our facilities across North America. We believe in creating world class building products that stand the test of time. See our lifetime warranty at **Belgard.com/Warranty**

Due to the natural materials in our products, colors may vary from those shown on the cut sheet. We recommend viewing actual product samples to ensure the perfect color and finish for each project.

BELGARD®

AN OLDCASTLE® APG OUTDOOR BRAND


PARKER FORD
16 Anderson Rd
Parker Ford, PA 19457

WRIGHTSTOWN
2 Farago Blvd
Wrightstown, NJ 08640

ORIGINS™

Paver | 60mm

Ideal for driveways, small patios and borders, the chiseled face is enriched with DuraFusion for enhanced texture and wear-resistance.



MODULAR
SIZING



DURAFUSION
TECHNOLOGY



DRIVEWAY
APPROVED



ACCESSIBLE
SURFACE

PALLET INFORMATION

ORIGINS™ PAVER		SQFT/ PALLET	UNITS/ LAYER	SQFT/ LAYER	LAYER/ PALLET	WEIGHT/ PALLET
6 X 9 60MM	6 x 9 x 2⅜	112.5	30	11.25	10	3150

SHAPES & SIZES

6 X 9 | 60MM



6 x 9 x 2⅜



BOURBON 



CHESWICK 



IRON BAY 



SONORAN 



NEWPORT GRAY 




TEAK 

LEARN MORE

View the product page on **Belgard.com** for more information



PALLET LAYOUT



TECHNICAL SPECS

- True 3" increments for simplified design, quoting and ordering
- Compatible with all modular paver lines—look for Modular Sizing icon
- Modular dimensions reduce cuts, installation time, and waste
- Modular compatibility allows more creative pattern options
- Maximized pallet layout for jobsite efficiencies
- Ideal for walkways, patios, borders, accents and residential driveways
- Can be used to construct ADA-compliant pavement



DuraFusion™ Technology

A bold, vibrant finish with a smoother, tighter texture

QUALITY FOR LIFE

Every step of our manufacturing process incorporates rigorous research, testing and quality assurance. We demand the highest quality from each of our facilities across North America. We believe in creating world class building products that stand the test of time. See our lifetime warranty at **Belgard.com/Warranty**

Due to the natural materials in our products, colors may vary from those shown on the cut sheet. We recommend viewing actual product samples to ensure the perfect color and finish for each project.

BELGARD®

AN OLDCASTLE® APG OUTDOOR BRAND


PARKER FORD
16 Anderson Rd
Parker Ford, PA 19457

WRIGHTSTOWN
2 Farago Blvd
Wrightstown, NJ 08640

ORIGINS™

Paver | 60mm

Ideal for driveways, small patios and borders, the chiseled face is enriched with DuraFusion for enhanced texture and wear-resistance with the added protection of factory-applied ColorTech sealant.



MODULAR
SIZING



DURAFUSION
+COLORTECH



DRIVEWAY
APPROVED



ACCESSIBLE
SURFACE

PALLET INFORMATION

ORIGINS™ PAVER		SQFT/ PALLET	UNITS/ LAYER	SQFT/ LAYER	LAYER/ PALLET	WEIGHT/ PALLET
6 X 9 60MM	6 x 9 x 2⅜	112.5	30	11.25	10	3150

SHAPES & SIZES

6 X 9 | 60MM



6 x 9 x 2⅜



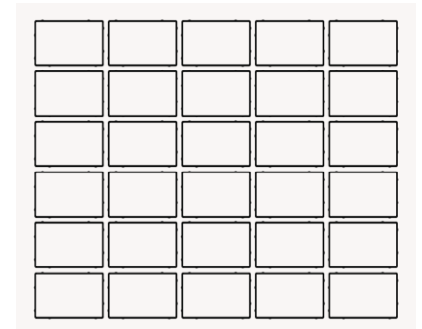
MIDNIGHT 

LEARN MORE

View the product page on **Belgard.com** for more information



PALLET LAYOUT



TECHNICAL SPECS

- True 3" increments for simplified design, quoting and ordering
- Compatible with all modular paver lines—look for Modular Sizing icon
- Modular dimensions reduce cuts, installation time, and waste
- Modular compatibility allows more creative pattern options
- Maximized pallet layout for jobsite efficiencies
- Ideal for walkways, patios, borders, accents and residential driveways
- Can be used to construct ADA-compliant pavement



DuraFusion™ + ColorTech™

Enhanced texture and wear-resistance with the added protection of factory-applied sealant

QUALITY FOR LIFE

Every step of our manufacturing process incorporates rigorous research, testing and quality assurance. We demand the highest quality from each of our facilities across North America. We believe in creating world class building products that stand the test of time. See our lifetime warranty at **Belgard.com/Warranty**

Due to the natural materials in our products, colors may vary from those shown on the cut sheet. We recommend viewing actual product samples to ensure the perfect color and finish for each project.

PAPYRUS™

3-Piece Paver | 60mm

An organic textural experience with modern elegance, this paver's unique face offers an upscale hand-tooled look enriched with DuraFusion for enhanced color, texture and wear-resistance.



MODULAR
SIZING



DURAFUSION
TECHNOLOGY



ACCESSIBLE
SURFACE

PALLET INFORMATION

PAPYRUS™ 3-PIECE		SQFT/ PALLET	UNITS/ LAYER	SQFT/ LAYER	LAYER/ PALLET	WEIGHT/ PALLET
PAPYRUS 18 60MM	9 x 18 x 2 ³ / ₈	22.5	2	2.25	10	3271
	18 x 18 x 2 ³ / ₈	22.5	1	2.25		
	18 x 27 x 2 ³ / ₈	67.5	2	6.75		

SHAPES & SIZES

PAPYRUS 18 | 60MM


 9 x 18 x 2³/₈

 18 x 18 x 2³/₈

 18 x 27 x 2³/₈



SCANDINA GRAY 



SEPIA 

LEARN MORE

View the product page on **Belgard.com** for more information



TECHNICAL SPECS

- True 3" increments for simplified design, quoting and ordering
- Compatible with all modular paver lines—look for Modular Sizing icon
- Modular dimensions reduce cuts, installation time, and waste
- Modular compatibility allows more creative pattern options
- Maximized pallet layout for jobsite efficiencies
- Ideal for patios, walkways and pool decks
- Can be used to construct ADA-compliant pavement



DuraFusion™ Technology

A bold, vibrant finish with a smoother, tighter texture

QUALITY FOR LIFE

Every step of our manufacturing process incorporates rigorous research, testing and quality assurance. We demand the highest quality from each of our facilities across North America. We believe in creating world class building products that stand the test of time. See our lifetime warranty at **Belgard.com/Warranty**

Due to the natural materials in our products, colors may vary from those shown on the cut sheet. We recommend viewing actual product samples to ensure the perfect color and finish for each project.

BELGARD®

AN OLDCASTLE® APG OUTDOOR BRAND

PARKER FORD
16 Anderson Rd
Parker Ford, PA 19457

WRIGHTSTOWN
2 Farago Blvd
Wrightstown, NJ 08640

TRILOGY™ SMOOTH

3-Piece Paver | 60mm

Contemporary aesthetics are delivered in a big way with the smooth texture and large-scale format of this 3-piece paver system, enhanced with the ultimate durability of both DuraFusion and ColorTech.



DURAFUSION
+COLORTECH



ACCESSIBLE
SURFACE

PALLET INFORMATION

TRILOGY® SMOOTH		SQFT/ PALLET	UNITS/ LAYER	SQFT/ LAYER	LAYER/ PALLET	WEIGHT/ PALLET
3-PIECE 60MM	6½ x 13 x 2¾	105	3	10.5	10	2940
	13 x 13 x 2¾		3			
	13 x 19½ x 2¾		3			

SHAPES & SIZES

3-PIECE | 60MM



6½ x 13 x 2¾



13 x 13 x 2¾




13 x 19½ x 2¾



PEWTER BLEND 




PHOENIX 



SONORAN 



SCANDINA GRAY 



TUCSON 

LEARN MORE

View the product page on **Belgard.com** for more information



TECHNICAL SPECS

- Larger scale 3-piece system
- Ideal for walkways, patios and pool decks
- Compatible with Trilogy™ Textured 3-piece system and Trilogy™ accent paver
- Can be used to construct ADA-compliant pavement



DuraFusion™ + ColorTech®

Enhanced texture and wear-resistance with the added protection of factory-applied sealant

QUALITY FOR LIFE

Every step of our manufacturing process incorporates rigorous research, testing and quality assurance. We demand the highest quality from each of our facilities across North America. We believe in creating world class building products that stand the test of time. See our lifetime warranty at **Belgard.com/Warranty**

Due to the natural materials in our products, colors may vary from those shown on the cut sheet. We recommend viewing actual product samples to ensure the perfect color and finish for each project.

BELGARD®

AN OLDCASTLE® APG OUTDOOR BRAND


PARKER FORD
16 Anderson Rd
Parker Ford, PA 19457

WRIGHTSTOWN
2 Farago Blvd
Wrightstown, NJ 08640

TRILOGY™ TEXTURED

3-Piece Paver | 60mm

Natural stone textures provide an elegant look which is enriched with DuraFusion and ColorTech sealant. This larger scale 3-piece paver system offers ultimate design flexibility.



PALLET INFORMATION

TRILOGY™ TEXTURED		SQFT/ PALLET	UNITS/ LAYER	SQFT/ LAYER	LAYER/ PALLET	WEIGHT/ PALLET
3-PIECE 60MM	6½ x 13 x 2¾	105	3	10.5	10	2940
	13 x 13 x 2¾		3			
	13 x 19½ x 2¾		3			
PAVER 60MM	6½ x 13 x 2¾	123	21	12.3	10	3444

SHAPES & SIZES

3-PIECE | 60MM



6½ x 13 x 2¾

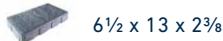


13 x 13 x 2¾



13 x 19½ x 2¾

PAVER | 60MM



6½ x 13 x 2¾



BROWN 
Only available in 6½ x 13



CHESWICK 




MIDNIGHT 
Only available in 6½ x 13




PEWTER BLEND 



PHOENIX 



SONORAN 



TUCSON 

LEARN MORE

View the product page on **Belgard.com** for more information



TECHNICAL SPECS

- Larger scale 3-piece system
- Compatible with Trilogy™ Textured 3-piece system and Trilogy™ accent paver
- Can be used to construct ADA-compliant pavement



DuraFusion™ + ColorTech®

Enhanced texture and wear-resistance with the added protection of factory-applied sealant

QUALITY FOR LIFE

Every step of our manufacturing process incorporates rigorous research, testing and quality assurance. We demand the highest quality from each of our facilities across North America. We believe in creating world class building products that stand the test of time. See our lifetime warranty at **Belgard.com/Warranty**

Due to the natural materials in our products, colors may vary from those shown on the cut sheet. We recommend viewing actual product samples to ensure the perfect color and finish for each project.

BELGARD®

AN OLDCASTLE® APG OUTDOOR BRAND

PARKER FORD
16 Anderson Rd
Parker Ford, PA 19457

WRIGHTSTOWN
2 Farago Blvd
Wrightstown, NJ 08640

TURFSTONE™

Grid Paver | 80mm

An open lattice grid design offers turf or gravel infill, creating a unique hardscape design that works in harmony with nature.



DRIVEWAY
APPROVED

PALLET INFORMATION


TURFSTONE™		SQFT/ PALLET	UNITS/ LAYER	SQFT/ LAYER	LAYER/ PALLET	WEIGHT/ PALLET
80MM	15¾ x 23⅝ x 3⅞	72.8	4	18.2	7	1678

SHAPES & SIZES

80MM



15¾ x 23⅝ x 3⅞




GRAY

LEARN MORE

View the product page on [Belgard.com](https://www.belgard.com) for more information



PALLET LAYOUT



TECHNICAL SPECS

- Manufactured in accordance with ASTM C1319
- Open lattice grid design for turf infill
- 40% surface opening with void space for creating a grass pavement
- Applications include driveways, parking stalls, ramps, service and emergency access lanes

QUALITY FOR LIFE

Every step of our manufacturing process incorporates rigorous research, testing and quality assurance. We demand the highest quality from each of our facilities across North America. We believe in creating world class building products that stand the test of time. See our lifetime warranty at [Belgard.com/Warranty](https://www.belgard.com/Warranty)

Due to the natural materials in our products, colors may vary from those shown on the cut sheet. We recommend viewing actual product samples to ensure the perfect color and finish for each project.

BELGARD®

AN OLDCASTLE® APG OUTDOOR BRAND


PARKER FORD
16 Anderson Rd
Parker Ford, PA 19457

WRIGHTSTOWN
2 Farago Blvd
Wrightstown, NJ 08640

GLOCAL

Concrete Finish | 20mm

The smooth concrete-like finish offers a clean, contemporary aesthetic. Its structured and tight surface texture in neutral shades makes this porcelain paver a versatile design element.



SLIGHT SHADE
VARIATION



LOW SOLAR HEAT
ABSORPTION



ACCESSIBLE
SURFACE

PALLET INFORMATION

GLOCAL		SQFT/ PALLET	SQFT/ BOX	BOXES/ PALLET	PCS/ BOX	WEIGHT/ BOX	WEIGHT/ PALLET
24 X 24	23.54 x 23.54 x 3/4	232.5	7.75	30	2	72	2160
24 X 48	23.54 x 47.17 x 3/4	271.25	7.75	35	1	74	2621

SHAPES & SIZES

24 X 24



23.54 x 23.54 x 3/4


24 X 48




23.54 x 47.17 x 3/4




CLEAR | GC 01 



IDEAL | GC 03 



CLASSIC | GC 05 

LEARN MORE

View the product page on **Belgard.com** for more information



TECHNICAL SPECS

- Incredibly high breakage loads, up to 3,000 pounds
- Can be cleaned with normal household cleaners and even pressure washed with a low pressure washing device.*
- High density and ultra-low absorption rate creates a tight surface texture and fends off surface mold, moss, dirt and other types of stains
- Unaffected by alkalis, acids, chemical agents, salt and other de-icing materials
- Structured top textures create non-slip surfaces
- Freeze thaw resistant—100% frost-free and properties remain unaltered at temperatures ranging from -51.1° to + 60° C (-60°F to +140°F)
- Can be installed on a pedestal system for plaza and rooftop installations
- Suitable for ADA-compliant installations

* It is important that all pressure washing of your porcelain pavers be done with a low pressure washer with a maximum of 1600 psi and nothing more powerful. When pressure washing your installation, care should be taken to prevent damage to the grout (adhesive and grout installations) and some re-sanding will be necessary when power washing an installation with sand or polymeric sand joints.

Due to the natural materials in our products, colors may vary from those shown on the cut sheet. We recommend viewing actual product samples to ensure the perfect color and finish for each project.

LAGOON

Stone Finish | 20mm

Painstaking detail and depth of color evoke the expressive power of nature through these stylish modular pavers. Veining effects are inspired by the stratifications of sedimentary rocks.



MIRAGE
INSPIRING BETTER LIVING



SLIGHT SHADE
VARIATION



LOW SOLAR HEAT
ABSORPTION



ACCESSIBLE
SURFACE

PALLET INFORMATION


LAGOON		SQFT/ PALLET	SQFT/ BOX	BOXES/ PALLET	PCS/ BOX	WEIGHT/ BOX	WEIGHT/ PALLET
24 X 48	23.54 x 47.17 x 3/4	271.25	7.75	35	1	74	2621

SHAPES & SIZES

24 X 48



23.54 x 47.17 x 3/4



MOONBEAM | LG 01 ST 



SANDSHELL | LG 02 ST 



SHARKSKIN | LG 04 ST 

LEARN MORE

View the product page on **Belgard.com** for more information



TECHNICAL SPECS

- Incredibly high breakage loads, up to 3,000 pounds
- Unaffected by alkalis, acids, chemical agents, salt and other de-icing materials
- Can be cleaned with normal household cleaners and even pressure washed with a low pressure washing device.*
- High density and ultra-low absorption rate creates a tight surface texture and fends off surface mold, moss, dirt and other types of stains
- Structured top textures create non-slip surfaces
- Freeze thaw resistant—100% frost-free and properties remain unaltered at temperatures ranging from -51.1° to +60° C (-60°F to +140°F)
- Can be installed on a pedestal system for plaza and rooftop installations
- Suitable for ADA-compliant installations

* It is important that all pressure washing of your porcelain pavers be done with a low pressure washer with a maximum of 1600 psi and nothing more powerful. When pressure washing your installation, care should be taken to prevent damage to the grout (adhesive and grout installations) and some re-sanding will be necessary when power washing an installation with sand or polymeric sand joints.

Due to the natural materials in our products, colors may vary from those shown on the cut sheet. We recommend viewing actual product samples to ensure the perfect color and finish for each project.

NOON

Wood Finish | 20mm

Warm and stylish, this contemporary expression of simplicity combines the look and feel of natural wood with the durability of porcelain.



MIRAGE
INSPIRING BETTER LIVING



MODERATE SHADE
VARIATION



HIGH SHADE
VARIATION



ACCESSIBLE
SURFACE

PALLET INFORMATION

NOON		SQFT/ PALLET	SQFT/ BOX	BOXES/ PALLET	PCS/ BOX	WEIGHT/ BOX	WEIGHT/ PALLET
12 X 48	11.73 x 47.17 x 3/4	279	7.75	36	2	74	2664

SHAPES & SIZES

12 X 48



11.73 x 47.17 x 3/4



DAYLIGHT | NN 01 ST 



EMBER | NN 02 ST 



HONEY | NN 03 ST 

LEARN MORE

View the product page on **Belgard.com** for more information



TECHNICAL SPECS

- Incredibly high breakage loads, up to 3,000 pounds
- Can be cleaned with normal household cleaners and even pressure washed with a low pressure washing device.*
- High density and ultra-low absorption rate creates a tight surface texture and fends off surface mold, moss, dirt and other types of stains
- Unaffected by alkalis, acids, chemical agents, salt and other de-icing materials
- Structured top textures create non-slip surfaces
- Freeze thaw resistant—100% frostfree and properties remain unaltered at temperatures ranging from -51.1° to +60° C (-60°F to +140°F)
- Suitable for ADA-compliant installations

* It is important that all pressure washing of your porcelain pavers be done with a low pressure washer with a maximum of 1600 psi and nothing more powerful. When pressure washing your installation, care should be taken to prevent damage to the grout (adhesive and grout installations) and some re-sanding will be necessary when power washing an installation with sand or polymeric sand joints.

Due to the natural materials in our products, colors may vary from those shown on the cut sheet. We recommend viewing actual product samples to ensure the perfect color and finish for each project.

NOVEMBER

Stone Finish | 20mm

Minimalist styling inspired by nature is found with this versatile porcelain paver. Characteristics of stone and cement embody its texture to offer a simple, yet elegant look.



MIRAGE®
INSPIRING BETTER LIVING



SLIGHT SHADE
VARIATION



LOW SOLAR HEAT
ABSORPTION



ACCESSIBLE
SURFACE

PALLET INFORMATION

NOVEMBER		SQFT/ PALLET	SQFT/ BOX	BOXES/ PALLET	PCS/ BOX	WEIGHT/ BOX	WEIGHT/ PALLET
24 X 24	23.54 x 23.54 x 3/4	232.5	7.75	30	2	72	2160

SHAPES & SIZES

24 X 24



23.54 x 23.54 x 3/4



RAIN | NM01 



WIND | NM02 



WARM | NM04 



LAND | NM05 

LEARN MORE

View the product page on **Belgard.com** for more information



TECHNICAL SPECS

- Incredibly high breakage loads, up to 3,000 pounds
- Unaffected by alkalis, acids, chemical agents, salt and other de-icing materials
- Can be cleaned with normal household cleaners and even pressure washed with a low pressure washing device.*
- High density and ultra-low absorption rate creates a tight surface texture and fends off surface mold, moss, dirt and other types of stains
- Structured top textures create non-slip surfaces
- Freeze thaw resistant—100% frost-free and properties remain unaltered at temperatures ranging from -51.1° to +60° C (-60°F to +140°F)
- Can be installed on a pedestal system for plaza and rooftop installations
- Suitable for ADA-compliant installations

* It is important that all pressure washing of your porcelain pavers be done with a low pressure washer with a maximum of 1600 psi and nothing more powerful. When pressure washing your installation, care should be taken to prevent damage to the grout (adhesive and grout installations) and some re-sanding will be necessary when power washing an installation with sand or polymeric sand joints.

Due to the natural materials in our products, colors may vary from those shown on the cut sheet. We recommend viewing actual product samples to ensure the perfect color and finish for each project.

QUARZITI 2.0

Stone Finish | 20mm

This interpretation of natural quartz incorporates a gentle shading effect with the authentic diversity and subtle iridescence of natural elements.



MIRAGE®
INSPIRING BETTER LIVING



MODERATE SHADE
VARIATION



LOW SOLAR HEAT
ABSORPTION



ACCESSIBLE
SURFACE

PALLET INFORMATION

QUARZITI 2.0		SQFT/ PALLET	SQFT/ BOX	BOXES/ PALLET	PCS/ BOX	WEIGHT/ BOX	WEIGHT/ PALLET
18 X 36	17.64 x 35.35	234.9	8.7	27	2	81.4	2235
24 X 24	23.54 x 23.54 x 3/4	232.5	7.75	30	2	72	2160
24 X 48	23.54 x 47.17 x 3/4	279	7.75	35	1	74	2621

SHAPES & SIZES

18 X 36



17.64 x 35.35

24 X 24



23.54 x 23.54 x 3/4

24 X 48




23.54 x 47.17 x 3/4




GLACIER** | QR 01 NAT 

*Contact your Belgard® representative for availability and lead times. **Contact your Belgard® representative for availability in 24 x 48 sizing.




MOUNTAINS | QR 02 NAT 



WATERFALL | QR 03 NAT 



RIVER** | QR 04 NAT 

*Contact your Belgard® representative for availability and lead times. **Contact your Belgard® representative for availability in 24 x 48 sizing.

LEARN MORE

View the product page on **Belgard.com** for more information



TECHNICAL SPECS

- Incredibly high breakage loads, up to 3,000 pounds
- Can be cleaned with normal household cleaners and even pressure washed with a low pressure washing device.*
- High density and ultra-low absorption rate creates a tight surface texture and fends off surface mold, moss, dirt and other types of stains
- Unaffected by alkalis, acids, chemical agents, salt and other de-icing materials
- Structured top textures create non-slip surfaces
- Freeze thaw resistant—100% frost-free and properties remain unaltered at temperatures ranging from -51.1° to +60° C (-60°F to +140°F)
- Suitable for ADA-compliant installations


* It is important that all pressure washing of your porcelain pavers be done with a low pressure washer with a maximum of 1600 psi and nothing more powerful. When pressure washing your installation, care should be taken to prevent damage to the grout (adhesive and grout installations) and some re-sanding will be necessary when power washing an installation with sand or polymeric sand joints.

Due to the natural materials in our products, colors may vary from those shown on the cut sheet. We recommend viewing actual product samples to ensure the perfect color and finish for each project.

UNICO 2.0

Coping | 20mm

Enhance your outdoor spaces with our premium porcelain coping available in a variety of styles to complement multiple porcelain paver lines.



SLIGHT SHADE
VARIATION



MODERATE SHADE
VARIATION



HIGH SHADE
VARIATION



LOW SOLAR HEAT
ABSORPTION



ACCESSIBLE
SURFACE

PALLET INFORMATION

UNICO 2.0		SQFT/ PALLET	SQFT/ BOX	BOXES/ PALLET	PCS/ BOX	WEIGHT/ BOX	WEIGHT/ PALLET
UNICO 2.0	11.62 x 23.54 x 3/4	205.2	5.7	36	3	54	1944

SHAPES & SIZES

UNICO 2.0




11.62 x 23.54 x 3/4




CLEAR | GC 01



IDEAL | GC 03



CLASSIC | GC 05



DAYLIGHT | NN 01 ST



EMBER | NN 02 ST



HONEY | NN 03 ST



GLACIER | QR 01 NAT



MOUNTAINS | QR 02 NAT



WATERFALL | QR 03 NAT



RIVER | QR 04 NAT

LEARN MORE

View the product page on **Belgard.com** for more information



TECHNICAL SPECS

- Porcelain coping features a sleek polished round edge
- Coordinates with various porcelain paver lines
- Use for steps or as coping for swimming pools
- Incredibly high breakage loads, up to 3,000 pounds
- High density and ultra-low absorption rate creates a tight surface texture and fends off surface mold, moss, dirt and other types of stains
- Unaffected by alkalis, acids, chemical agents, salt and other de-icing materials
- Structured top textures create non-slip surfaces
- Freeze thaw resistant—100% frost-free and properties remain unaltered at temperatures ranging from -51.1° to +60° C (-60°F to +140°F)
- Suitable for ADA-compliant installations

Due to the natural materials in our products, colors may vary from those shown on the cut sheet. We recommend viewing actual product samples to ensure the perfect color and finish for each project.

BELAIR WALL®

Retaining | Freestanding

A sophisticated appearance of hand-chiseled stone is brought to life with an irregular surface that adds depth and visual interest for a dynamic look.



RETAINING



FREESTANDING



COLUMNS



FIRE PITs



KITCHEN



STEPS

PALLET INFORMATION

BELAIR WALL®		SQFT/ PALLET	SQFT/ LAYER	LAYER/ PALLET	UNITS/ PALLET	WEIGHT/ PALLET
6" FSW	6 x 8 / 6 x 11	18	-	-	36	1580
	6 x 16 / 14 x 11					
6" SRW	6 x 8 x 8	30	-	-	60	2360
	6 x 16 x 8					
	6 x 16 x 8 w/ micro joint					
COR- NER	6 x 16 x 8	-	-	-	20	1200
CAP	3 x 7 / 8 x 12	-	-	-	144	3260
CAP END	3 x 8 x 12	-	-	-	36	882
WALL END	6 x 8 x 11	-	-	-	42	1550

SHAPES & SIZES

6" FSW



6 x 8 / 6 x 11



6 x 16 / 14 x 11

6" SRW



6 x 8 x 8



6 x 16 x 8



6 x 16 x 8
w/ micro joint

CORNER



6 x 16 x 8

CAP



3 x 7 / 8 x 12

CAP END



3 x 8 x 12

WALL END



6 x 8 x 11



HICKORY



NEWPORT GRAY



IRON BAY

LEARN MORE

View the product page on **Belgard.com** for more information



TECHNICAL SPECS

- Freestanding & gravity walls* can be built up to 3 feet high, including buried course
- Taller walls can be built using geosynthetic reinforcement when designed by a qualified engineer
- Rear-lip on retaining wall block makes installation fast and accurate
- Freestanding Walls: 4-foot minimum radius using all 3 units
- Retaining Walls: 1"/9.5° Setback/ System batter
- Minimum outside radius, measured on the top course to the front of the units: 4 feet
- Minimum inside radius, measured on the base course to the front of the units: 8 feet

*Gravity wall heights are based on project specific conditions and may be lower than this value.

QUALITY FOR LIFE

Every step of our manufacturing process incorporates rigorous research, testing and quality assurance. We demand the highest quality from each of our facilities across North America. We believe in creating world class building products that stand the test of time. See our lifetime warranty at **Belgard.com/Warranty**

Due to the natural materials in our products, colors may vary from those shown on the cut sheet. We recommend viewing actual product samples to ensure the perfect color and finish for each project.

COVENTRY® WALL III

Freestanding | Retaining

The rustic charm of quarried stone delivers classic style with two block height options for design flexibility. A unique pin system provides ease of assembly.



FREESTANDING



RETAINING



COLUMNS



FIRE PITs



KITCHEN



STEPS

PALLET INFORMATION

COVENTRY® WALL III		SQFT/ PALLET	SQFT/ LAYER	LAYER/ PALLET	UNITS/ PALLET	WEIGHT/ PALLET
3-PIECE 6"	6 x 8 / 6 x 10	32	-	-	72	3223
	6 x 10 / 8 x 10					
	6 x 16 / 14 x 10					
DOUBLE SIDED CORNER	6 x 16 x 10	40	-	-	60	4426
SINGLE SIDED CORNER	6 x 14 x 8	44	-	-	75	3829
BASE BLOCK	6 x 18 / 17 x 10	27.5	-	-	40	3402

SHAPES & SIZES

3-PIECE | 6"



6 x 8 / 6 x 10



6 x 10 / 8 x 10



6 x 16 / 14 x 10

DOUBLE SIDED CORNER



6 x 16 x 10

SINGLE SIDED CORNER



6 x 14 x 8

BASE BLOCK



6 x 18 / 17 x 10



DAKOTA BLEND



HARVEST BLEND



PEWTER BLEND

LEARN MORE

View the product page on **Belgard.com** for more information



TECHNICAL SPECS

- Versatile multipiece system available in two heights with both single and double-sided options
- Splittable units to create corners
- One 16" unit per layer is solid with no channels
- Maximum unreinforced wall height is 33". Above 48", consult a Professional Engineer
- Tightest radius possible using only the 10" and 6" long units is 33.5". Using all sizes, the tightest possible radius is 48" to the back of the block

Two pins needed per block, except under cap. Always use Coventry Wall III pins.

QUALITY FOR LIFE

Every step of our manufacturing process incorporates rigorous research, testing and quality assurance. We demand the highest quality from each of our facilities across North America. We believe in creating world class building products that stand the test of time. See our lifetime warranty at **Belgard.com/Warranty**

Due to the natural materials in our products, colors may vary from those shown on the cut sheet. We recommend viewing actual product samples to ensure the perfect color and finish for each project.

BELGARD®

AN OLDCASTLE® APG OUTDOOR BRAND


PARKER FORD
16 Anderson Rd
Parker Ford, PA 19457

WRIGHTSTOWN
2 Farago Blvd
Wrightstown, NJ 08640

DIAMOND PRO® STRAIGHT

Retaining

The split-face texture of this wall offers a classic look featuring chiseled edges and a time-worn organic appearance that is ideal for large-scale projects.



RETAINING



COLUMNS



STEPS

PALLET INFORMATION

DIAMOND PRO® STRAIGHT		SQFT/ PALLET	SQFT/ LAYER	LAYER/ PALLET	UNITS/ PALLET	WEIGHT/ PALLET
REAR LIP	8 x 18 x 12	48	-	-	48	3840
CORNER	8 x 18 x 9	60	-	-	60	5010
4" CAP	4 x 18 x 12	30	-	-	60	4317

SHAPES & SIZES

REAR LIP



8 x 18 x 12

CORNER



8 x 18 x 9


4" CAP



4 x 18 x 12



DAKOTA BLEND



PEWTER BLEND

LEARN MORE

View the product page on **Belgard.com** for more information



TECHNICAL SPECS

- Large format shape for efficient installation
- Rear-lip locator
- Large cores for ease in handling
- Matching corner and cap for a seamless appearance
- Gravity walls can be built up to 4 ft high*, including buried course with a 7.1° batter
- Walls in excess of 50 ft high have been built with Diamond Pro when combined with geosynthetic reinforcement
- Minimum outside radius, measured from the top course to the front of the units: 4 ft
- Minimum inside radius, measured on the base course to the front of the units: 6 ft

*Gravity wall heights are based on project specific conditions and may be lower than this value.

QUALITY FOR LIFE

Every step of our manufacturing process incorporates rigorous research, testing and quality assurance. We demand the highest quality from each of our facilities across North America. We believe in creating world class building products that stand the test of time. See our lifetime warranty at **Belgard.com/Warranty**

Due to the natural materials in our products, colors may vary from those shown on the cut sheet. We recommend viewing actual product samples to ensure the perfect color and finish for each project.

DIAMOND PRO® PS QUARRIED

Retaining

Inspired by the look of natural unearthed stone, these blocks pair the time-tested strength of a Diamond Pro retaining wall system with the installation ease of a pin locator system.



RETAINING



COLUMNS



STEPS

PALLET INFORMATION

	DIAMOND PRO® PS QUARRIED	SQFT/ PALLET	SQFT/ LAYER	LAYER/ PALLET	UNITS/ PALLET	WEIGHT/ PALLET
WALL BLOCK	8 x 18 x 12	36	-	-	36	2700
CORNER	8 x 17 x 7½	24	-	-	24	2480
4" CAP	4 x 18 x 10⅝	54	-	-	54	2386
PINS	5" L x .05" dia.	-	-	-	100 per box	-

SHAPES & SIZES

WALL BLOCK



8 x 18 x 12

CORNER



8 x 17 x 7½

4" CAP



4 x 18 x 10⅝

PINS



5" L x .05" dia.



HICKORY



NEWPORT GRAY



IRON BAY

LEARN MORE

View the product page on **Belgard.com** for more information



TECHNICAL SPECS

- Pin system installation method
- Large cores for ease in handling
- Ease of installation with oversized pin aligning cores
- Pin cores allow for multiple batter options
- Builds walls in excess of 50 feet when combined with geosynthetic reinforcement
- One square foot of wall face per block
- Gravity walls can be built up to 4 feet high*, including the buried course, with 7.1 degree batter
- Minimum outside radius, measured on the top course to the front of the units: 4 feet
- Minimum inside radius, measured on the base course to the front of the units: 6 feet
- Setback/System Batter: Near Vertical and 1"/7.1°; additional system batter can be created by alternating pin placement on each course of wall

*Gravity wall heights are based on project specific conditions and may be lower than this value.

QUALITY FOR LIFE

Every step of our manufacturing process incorporates rigorous research, testing and quality assurance. We demand the highest quality from each of our facilities across North America. We believe in creating world class building products that stand the test of time. See our lifetime warranty at **Belgard.com/Warranty**

Due to the natural materials in our products, colors may vary from those shown on the cut sheet. We recommend viewing actual product samples to ensure the perfect color and finish for each project.

DIAMOND PRO® AIR SMOOTH

Retaining

This innovative high-performance wall features a clean, contemporary look and is 30% lighter with efficiencies on every level.



RETAINING



COLUMNS



STEPS

PALLET INFORMATION

DIAMOND PRO® AIR SMOOTH		SQFT/ PALLET	SQFT/ LAYER	LAYER/ PALLET	UNITS/ PALLET	WEIGHT/ PALLET
WALL BLOCK	8 x 18 x 11½	45	-	-	45	2004
CORNER	8 x 18 x 9	20	-	-	24	1800
4" CAP	4 x 18 / 12 x 13	97.5	-	-	54	3078

SHAPES & SIZES

WALL BLOCK



8 x 18 x 11½

CORNER



8 x 18 x 9

4" CAP



4 x 18 / 12 x 13



ANTHRACITE



HICKORY



SHADED GRAY

LEARN MORE

View the product page on **Belgard.com** for more information



TECHNICAL SPECS

- Can be installed as a gravity wall or geogrid-reinforced wall
- Weighing only 54 lbs., this 1 square foot block maximizes installation and shipping efficiencies
- Front lug design produces a 9/16" per unit setback for a 4° system batter
- Cores align for easy filling
- Built-in handholds for easy handling
- Top course is placed upside down to increase capping efficiency
- Near-vertical geogrid-reinforced retaining walls up to 12 feet tall
- Gravity walls up to 3' 4" high*, including the buried course
- Minimum outside radius, measured on the top course to the front of the units: 4 feet
- Minimum inside radius, measured on the base course to the front of the units: 6 feet

*Gravity wall heights are based on project specific conditions and may be lower than this value.

QUALITY FOR LIFE

Every step of our manufacturing process incorporates rigorous research, testing and quality assurance. We demand the highest quality from each of our facilities across North America. We believe in creating world class building products that stand the test of time. See our lifetime warranty at **Belgard.com/Warranty**

Due to the natural materials in our products, colors may vary from those shown on the cut sheet. We recommend viewing actual product samples to ensure the perfect color and finish for each project.

BELGARD®

AN OLDCASTLE® APG OUTDOOR BRAND


PARKER FORD
16 Anderson Rd
Parker Ford, PA 19457

WRIGHTSTOWN
2 Farago Blvd
Wrightstown, NJ 08640

DIAMOND PRO® AIR STRAIGHT

Retaining

Featuring a classic split-stone face and crisp edges, this innovative high-performance wall is 30% lighter with efficiencies on every level.



RETAINING



COLUMNS



STEPS

PALLET INFORMATION

	DIAMOND PRO® AIR STRAIGHT	SQFT/ PALLET	SQFT/ LAYER	LAYER/ PALLET	UNITS/ PALLET	WEIGHT/ PALLET
WALL BLOCK	8 x 18 x 11½	45	-	-	45	2004
CORNER	8 x 18 x 9	20	-	-	36	2080
4" CAP	4 x 18 / 12 x 13	97.5	-	-	72	3260

SHAPES & SIZES

WALL BLOCK



8 x 18 x 11½

CORNER



8 x 18 x 9

4" CAP



4 x 18 / 12 x 13



CHARCOAL



GRAY



TAN

LEARN MORE

View the product page on **Belgard.com** for more information



TECHNICAL SPECS

- Can be installed as a gravity wall or geogrid-reinforced wall
- Weighing only 54 lbs., this 1 square foot block maximizes installation and shipping efficiencies
- Front lug design produces a 9/16" per unit setback for a 4° system batter
- Cores align for easy filling
- Built-in handholds for easy handling
- Top course is placed upside down to increase capping efficiency
- Near-vertical geogrid-reinforced retaining walls up to 12 feet tall
- Gravity walls up to 3' 4" high*, including the buried course
- Minimum outside radius, measured on the top course to the front of the units: 4 feet
- Minimum inside radius, measured on the base course to the front of the units: 6 feet

*Gravity wall heights are based on project specific conditions and may be lower than this value.

QUALITY FOR LIFE


Every step of our manufacturing process incorporates rigorous research, testing and quality assurance. We demand the highest quality from each of our facilities across North America. We believe in creating world class building products that stand the test of time. See our lifetime warranty at **Belgard.com/Warranty**

Due to the natural materials in our products, colors may vary from those shown on the cut sheet. We recommend viewing actual product samples to ensure the perfect color and finish for each project.

MELVILLE™ WALL

Garden | Freestanding

Distinctive smooth faces, subtle edges and clean design make this wall stand out for the modern aesthetics it provides. System is comprised of a double-sided wall unit, along with a matching cap.



GARDEN



FREESTANDING



COLUMNS



FIRE PITs



KITCHEN



STEPS

PALLET INFORMATION

MELVILLE™ WALL		SQFT/ PALLET	SQFT/ LAYER	LAYER/ PALLET	UNITS/ PALLET	WEIGHT/ PALLET
WALL UNIT	4 x 20 x 10	26.67	-	-	48	3060
WEDGE	4 x 9½ x 10	19	-	-	72	1921
CAP	2 x 20 x 13	16.8	-	-	60	2500

SHAPES & SIZES

WALL UNIT



WEDGE



CAP





ANTHRACITE



HICKORY



SCANDINA GRAY



SHADED GRAY

LEARN MORE

View the product page on **Belgard.com** for more information



TECHNICAL SPECS

- Matching cap provides a seamless aesthetic
- Integrate cap into wall design to create depth and custom appearance
- Multiple installation patterns
- Pairs well with other Melville smooth-faced product lines
- On-trend color offering complements any project
- Simplistic design allows for easy installation of walls and other outdoor features
- 2 foot maximum height is perfect for garden and planter walls

QUALITY FOR LIFE

Every step of our manufacturing process incorporates rigorous research, testing and quality assurance. We demand the highest quality from each of our facilities across North America. We believe in creating world class building products that stand the test of time. See our lifetime warranty at **Belgard.com/Warranty**

Due to the natural materials in our products, colors may vary from those shown on the cut sheet. We recommend viewing actual product samples to ensure the perfect color and finish for each project.

TERRACE WALL®

Retaining

The classic split-stone look of this versatile medium-sized block provides a natural aesthetic. Each block's blend of hues makes it easy to match with different surroundings.



RETAINING



COLUMNS



STEPS

PALLET INFORMATION

TERRACE® WALL		SQFT/ PALLET	SQFT/ LAYER	LAYER/ PALLET	UNITS/ PALLET	WEIGHT/ PALLET
STRETCHER	6 x 16 x 12	48	-	-	72	3665
CORNER	6 x 16 x 8	72	-	-	108	4838
CAP	3 x 16 x 12	3	-	-	96	4555

SHAPES & SIZES

STRETCHER



6 x 16 x 12

CORNER



6 x 16 x 8

CAP



3 x 16 x 12



DAKOTA BLEND



HARVEST BLEND



PEWTER BLEND

LEARN MORE

View the product page on **Belgard.com** for more information



TECHNICAL SPECS

- Larger shape for contemporary styling
- Ideal for medium-sized residential and commercial projects
- Minimum outside radius: 35 3/4" (from back of block)
- Maximum unreinforced wall height: 48" (without geogrid)
- Geogrid must be used for walls above 30"
- Core fill with 3/4" clean stone

QUALITY FOR LIFE


Every step of our manufacturing process incorporates rigorous research, testing and quality assurance. We demand the highest quality from each of our facilities across North America. We believe in creating world class building products that stand the test of time. See our lifetime warranty at **Belgard.com/Warranty**

Due to the natural materials in our products, colors may vary from those shown on the cut sheet. We recommend viewing actual product samples to ensure the perfect color and finish for each project.

VANGUARD

Retaining | Freestanding

Versatile smooth-faced wall system creates coordinated contemporary retaining walls, freestanding walls and outdoor features for a cohesive design.



RETAINING



FREESTANDING



GARDEN



COLUMNS

PALLET INFORMATION

VANGUARD		SQFT/ PALLET	UNITS/ LAYER	SQFT/ LAYER	LAYER/ PALLET	WEIGHT/ PALLET
3-PIECE	6 x 6/4 x 10	28.4	4	5.68	5	1921
	6 x 12/10 x 10		4			
	6 x 16/14 x 10		4			
CAP	3 x 18 x 13	72	6	9	8	2652

SHAPES & SIZES

3-PIECE



6 x 6/4 x 10



6 x 12/10 x 10



6 x 16/14 x 10

CAP



3 x 18 x 13

PINS



5 x 1/2 diameter
2 pins / block
(Sold separately. For SRW application only)



ANTHRACITE



HICKORY



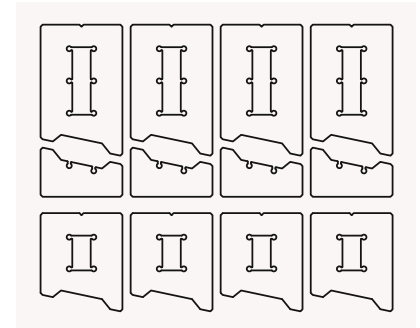
SHADED GRAY

LEARN MORE

View the product page on [Belgard.com](https://www.belgard.com) for more information



PALLET LAYOUT



TECHNICAL SPECS

- Builds walls, seating and columns from one system
- Gravity retaining walls up to 3 ft. and freestanding walls up to 2 ft. 6 in.
- Lightweight open-core units for easier handling and cutting
- Open slotted pin holes to help align units from course to course
- Integrated corner solution to finish turns and ends without extra pieces
- Shared pin design with Diamond® Pro PS for cross-platform consistency

QUALITY FOR LIFE

Every step of our manufacturing process incorporates rigorous research, testing and quality assurance. We demand the highest quality from each of our facilities across North America. We believe in creating world class building products that stand the test of time. See our lifetime warranty at [Belgard.com/Warranty](https://www.belgard.com/Warranty)

Due to the natural materials in our products, colors may vary from those shown on the cut sheet. We recommend viewing actual product samples to ensure the perfect color and finish for each project.

BELGARD®

AN OLDCASTLE® APG OUTDOOR BRAND

PARKER FORD
16 Anderson Rd
Parker Ford, PA 19457

WRIGHTSTOWN
2 Farago Blvd
Wrightstown, NJ 08640

WESTON STONE™

Garden | Freestanding

Offering the look of tumbled cut stone, this wall block is double-sided for the design flexibility to create a wide variety of garden walls and outdoor living features.



GARDEN



FREESTANDING



COLUMNS



FIRE PITS



KITCHEN



STEPS

PALLET INFORMATION

WESTON STONE™		SQFT/ PALLET	SQFT/ LAYER	LAYER/ PALLET	UNITS/ PALLET	WEIGHT/ PALLET
UNIVERSAL	4 x 12 x 8	40	-	-	120	3220

SHAPES & SIZES

UNIVERSAL





ANTHRACITE



HICKORY



SHADED GRAY



IRON BAY

LEARN MORE

View the product page on **Belgard.com** for more information



TECHNICAL SPECS

- Plantable wall designs & columns can be easily created
- Build curved or straight walls
- Build freeform walls with minimal cuts
- Can be used to build gravity walls up to 2 feet high*, including the buried course
- Minimum outside radius, measured on the top course to the front of the units: 5 feet
- Minimum inside radius, measured on the base course to the front of the units: 3 feet

*Gravity wall heights are based on project specific conditions and may be lower than this value.

QUALITY FOR LIFE

Every step of our manufacturing process incorporates rigorous research, testing and quality assurance. We demand the highest quality from each of our facilities across North America. We believe in creating world class building products that stand the test of time. See our lifetime warranty at **Belgard.com/Warranty**

Due to the natural materials in our products, colors may vary from those shown on the cut sheet. We recommend viewing actual product samples to ensure the perfect color and finish for each project.

BELGARD®

AN OLDCASTLE® APG OUTDOOR BRAND

PARKER FORD
16 Anderson Rd
Parker Ford, PA 19457

WRIGHTSTOWN
2 Farago Blvd
Wrightstown, NJ 08640

CURBSTONE & EDGESTONE

Edgers

The natural stone texture provides a rustic finishing touch to gardens and outdoor living spaces with two size options for design flexibility.



PALLET INFORMATION

CURBSTONE		LNFT/ PALLET	LNFT/ LAYER	LAYER/ PALLET	UNITS/ PALLET	WEIGHT/ PALLET
STONE	9 x 3¾ x 8	-	-	-	144	2880
EDGESTONE		LNFT/ PALLET	LNFT/ LAYER	LAYER/ PALLET	UNITS/ PALLET	WEIGHT/ PALLET
STONE	8 x 2½ x 6	-	-	-	336	3360

Curbstone width may vary +/- ½"
Edgestone width may vary +/- ¾"

SHAPES & SIZES

CURBSTONE | STONE



9 x 3¾ x 8

EDGESTONE | STONE




8 x 2½ x 6



DAKOTA BLEND



HARVEST BLEND



MIDNIGHT



PEWTER BLEND

LEARN MORE

View the product page on **Belgard.com** for more information



TECHNICAL SPECS

- Provides finished look for gardens and walkways
- Easy installation
- Lay upright or flat, depending on desired dimensional aesthetic

QUALITY FOR LIFE

Every step of our manufacturing process incorporates rigorous research, testing and quality assurance. We demand the highest quality from each of our facilities across North America. We believe in creating world class building products that stand the test of time. See our lifetime warranty at **Belgard.com/Warranty**

Due to the natural materials in our products, colors may vary from those shown on the cut sheet. We recommend viewing actual product samples to ensure the perfect color and finish for each project.

DELMARO

Coping | 60mm

Contemporary styling in a small-format size creates a clean, continuous finished look of freeform pool and step designs.



MODULAR
SIZING

PALLET INFORMATION


DELMARO		LNFT/ PALLET	UNITS/ LAYER	LNFT/ LAYER	LAYER/ PALLET	WEIGHT/ PALLET
COPING 60MM	6 x 12 x 2 ³ / ₈	54	36	18	3	1580

SHAPES & SIZES


COPING | 60MM




6 x 12 x 2³/₈



BOURBON



FOG



MIDNIGHT



PEARL

LEARN MORE

View the product page on **Belgard.com** for more information



TECHNICAL SPECS

- Easily follows both straight and curved pools and step edges
- Sized for freeform and radius applications difficult for larger units
- Front finished edge provides a clean waterline or tread detail
- True 3" incremental sizing compatible with all modular paver styles—look for Modular Sizing icon
- Edge detail matches Dimensions and Origins pavers for consistent transitions
- Modular dimensions simplify estimating and ordering
- Sizing and dimensions simplify installation and reduce cuts and waste

QUALITY FOR LIFE

Every step of our manufacturing process incorporates rigorous research, testing and quality assurance. We demand the highest quality from each of our facilities across North America. We believe in creating world class building products that stand the test of time. See our lifetime warranty at **Belgard.com/Warranty**

Due to the natural materials in our products, colors may vary from those shown on the cut sheet. We recommend viewing actual product samples to ensure the perfect color and finish for each project.

GRAVA

Coping | 60mm

Large-format shape and natural slate texture bring timeless, stone-inspired style to pools, steps, walls and outdoor features.

AVAILABLE SPRING 2026



MODULAR
SIZING



DURAFUSION
TECHNOLOGY



FIRE PITS



STEP TREADS

PALLET INFORMATION

GRAVA		LNFT/ PALLET	UNITS/ LAYER	LNFT/ LAYER	LAYER/ PALLET	WEIGHT/ PALLET
COPING 60MM	36 x 15 x 2 ³ / ₈	54	3	9	6	3222

SHAPES & SIZES

COPING | 60MM



36 x 15 x 2³/₈



ASHWOOD 



CHESWICK 



IRON BAY 



NEWPORT GRAY 



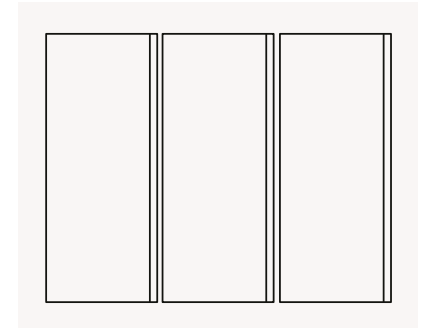
TEAK 

LEARN MORE

View the product page on [Belgard.com](https://www.belgard.com) for more information



PALLET LAYOUT



TECHNICAL SPECS

- Finishes straight pools, steps and wall caps with one coordinated look
- Front finished edge provides a clean waterline or tread detail
- True 3" incremental sizing compatible with all modular paver styles—look for Modular Sizing icon
- Edge detail matches Origins pavers for consistent transitions
- Modular dimensions simplify estimating and ordering
- Sizing and dimensions simplify installation and reduce cuts and waste
- Large format, DuraFusion coping option for ultra premium finish



DuraFusion™ Technology

A bold, vibrant finish with a smoother, tighter texture.

QUALITY FOR LIFE

Every step of our manufacturing process incorporates rigorous research, testing and quality assurance. We demand the highest quality from each of our facilities across North America. We believe in creating world class building products that stand the test of time. See our lifetime warranty at [Belgard.com/Warranty](https://www.belgard.com/Warranty)

Due to the natural materials in our products, colors may vary from those shown on the cut sheet. We recommend viewing actual product samples to ensure the perfect color and finish for each project.

BELGARD®

AN OLDCASTLE® APG OUTDOOR BRAND


PARKER FORD
16 Anderson Rd
Parker Ford, PA 19457

WRIGHTSTOWN
2 Farago Blvd
Wrightstown, NJ 08640

LAGUNA™

Coping | 60mm

Elegant design features a smooth finish, bullnose edge, and the look and feel of polished limestone. Large pieces allow for a minimal number of joints.



PALLET INFORMATION

LAGUNA™ COPING		LNFT/ PALLET	LNFT/ LAYER	LAYER/ PALLET	UNITS/ PALLET	WEIGHT/ PALLET
60MM	14 ³ / ₁₆ x 23 ⁵ / ₈ x 2 ³ / ₈	-	-	7	28	2016

SHAPES & SIZES

60MM



14³/₁₆ x 23⁵/₈ x 2³/₈



ALPINE GRAY



STERLING GRAY

LEARN MORE

View the product page on **Belgard.com** for more information



TECHNICAL SPECS

- Full bullnose
- Created specifically for rectangular pools
- Also ideal for steps and seat walls
- Contemporary large-scale coping

QUALITY FOR LIFE


Every step of our manufacturing process incorporates rigorous research, testing and quality assurance. We demand the highest quality from each of our facilities across North America. We believe in creating world class building products that stand the test of time. See our lifetime warranty at **Belgard.com/Warranty**

Due to the natural materials in our products, colors may vary from those shown on the cut sheet. We recommend viewing actual product samples to ensure the perfect color and finish for each project.

LANDINGS™

Step Unit

The weathered step tread and chiseled look of quarried limestone on the rise adds grand style to landscape level changes, while the smooth face of the remaining sides allows for greater design flexibility.



PALLET INFORMATION

LANDINGS™ STEP		LNFT/ PALLET	LNFT/ LAYER	LAYER/ PALLET	UNITS/ PALLET	WEIGHT/ PALLET
STEP UNIT	6 x 48 x 18	24	-	2	2	860

SHAPES & SIZES

STEP UNIT

 6 x 48 x 18



BOURBON



IRON BAY



NEWPORT GRAY

LEARN MORE

View the product page on [Belgard.com](https://www.belgard.com) for more information



TECHNICAL SPECS

- Double-sided texture and two unique faces on the rise allow steps to be rotated for optimal aesthetics
- Smooth sides allow steps to be placed side by side for longer treads
- Granite-like texture on tread surface
- Even bottom and consistent size offer installation ease
- Palletized for easy removal by skid-steer loader
- Dry-cast production provides consistent color throughout unit
- Riser faces are uniquely designed to nest together, creating an optional landing with a narrow joint

QUALITY FOR LIFE


Every step of our manufacturing process incorporates rigorous research, testing and quality assurance. We demand the highest quality from each of our facilities across North America. We believe in creating world class building products that stand the test of time. See our lifetime warranty at [Belgard.com/Warranty](https://www.belgard.com/Warranty)

Due to the natural materials in our products, colors may vary from those shown on the cut sheet. We recommend viewing actual product samples to ensure the perfect color and finish for each project.

MARINA™

Coping | 60mm

The smooth surface texture and refined, rounded edges make this bullnose coping a classic finishing touch to enhance pools and a variety of outdoor features.



PALLET INFORMATION

MARINA™ COPING		LNFT/ PALLET	LNFT/ LAYER	LAYER/ PALLET	UNITS/ PALLET	WEIGHT/ PALLET
60MM	5 ¹⁵ / ₁₆ x 11 ¹³ / ₁₆ x 2 ³ / ₈	-	-	4	168	2106

SHAPES & SIZES

MARINA COPING



5¹⁵/₁₆ x 11¹³/₁₆ x 2³/₈



BOURBON



FOG



MIDNIGHT



PEARL



ROSEWOOD

LEARN MORE

View the product page on **Belgard.com** for more information



TECHNICAL SPECS

- Rounded edges protect feet and hands when getting out of a pool or going up and down steps
- Provides a finished edge that blends seamlessly with patios and pool decks
- Helps pool or spa hold its shape by keeping walls straight and rigid, and protects surrounding area from water damage
- Can be used to provide a finishing touch to steps, planters, walkways, and terraced patios

QUALITY FOR LIFE

Every step of our manufacturing process incorporates rigorous research, testing and quality assurance. We demand the highest quality from each of our facilities across North America. We believe in creating world class building products that stand the test of time. See our lifetime warranty at **Belgard.com/Warranty**

Due to the natural materials in our products, colors may vary from those shown on the cut sheet. We recommend viewing actual product samples to ensure the perfect color and finish for each project.

MELVILLE™

Curb

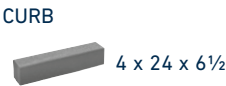
The smooth, contemporary finish complements any outdoor space with an elongated shape and flexible installation options for a unique finishing touch.



PALLET INFORMATION

MELVILLE™ CURB		LNFT/ PALLET	LNFT/ LAYER	LAYER/ PALLET	UNITS/ PALLET	WEIGHT/ PALLET
CURB	4 x 24 x 6½	96	24	4	48	2480

SHAPES & SIZES






BOURBON



FOG



MIDNIGHT



PEARL

LEARN MORE

View the product page on **Belgard.com** for more information



TECHNICAL SPECS

- Perfect complement for oversized slabs and pavers
- Elegant finishing touch for driveways, walkways and gardens
- Pairs well with Melville pavers, walls and fire features
- Bury the course for low-profile curbing or lay at full height for a more dimensional look

QUALITY FOR LIFE

Every step of our manufacturing process incorporates rigorous research, testing and quality assurance. We demand the highest quality from each of our facilities across North America. We believe in creating world class building products that stand the test of time. See our lifetime warranty at **Belgard.com/Warranty**

Due to the natural materials in our products, colors may vary from those shown on the cut sheet. We recommend viewing actual product samples to ensure the perfect color and finish for each project.

MODENA

Coping | 60mm

Large-format coping with a smooth, architectural face finishes pools, steps, walls and outdoor features with a clean modern edge.

AVAILABLE SPRING 2026



PALLET INFORMATION

MODENA		LNFT/ PALLET	UNITS/ LAYER	LNFT/ LAYER	LAYER/ PALLET	WEIGHT/ PALLET
COPING 60MM	36 x 15 x 2 3/8	54	3	9	6	3222

SHAPES & SIZES

COPING | 60MM





ANTHRACITE 



HICKORY 



SCANDINA GRAY 



SEPIA 



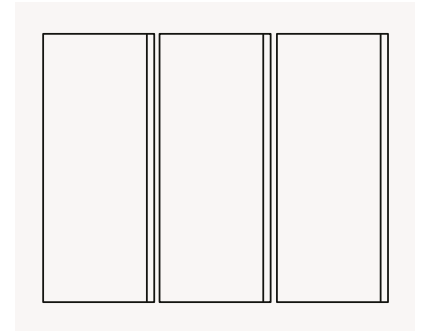
SHADED GRAY 

LEARN MORE

View the product page on [Beldgard.com](https://Belgard.com) for more information



PALLET LAYOUT



TECHNICAL SPECS

- Finishes straight pools, steps and wall caps with one coordinated look
- Front finished edge for a clean waterline or tread detail
- True 3" incremental sizing compatible with all modular paver styles—look for Modular Sizing icon
- Edge detail matches Dimensions and Origins pavers for consistent transitions
- Modular dimensions simplify estimating and ordering
- Sizing and dimensions simplify installation and reduce cuts and waste
- Large format, DuraFusion coping option for ultra premium finish



DuraFusion™ Technology

A bold, vibrant finish with a smoother, tighter texture.

QUALITY FOR LIFE

Every step of our manufacturing process incorporates rigorous research, testing and quality assurance. We demand the highest quality from each of our facilities across North America. We believe in creating world class building products that stand the test of time. See our lifetime warranty at Belgard.com/Warranty

Due to the natural materials in our products, colors may vary from those shown on the cut sheet. We recommend viewing actual product samples to ensure the perfect color and finish for each project.

BELGARD®

AN OLDCASTLE® APG OUTDOOR BRAND


PARKER FORD
16 Anderson Rd
Parker Ford, PA 19457

WRIGHTSTOWN
2 Farago Blvd
Wrightstown, NJ 08640

ARTFORMS™

Modular Panel System

Innovative large-format modular panels offer contemporary lines and the versatility to create unlimited architectural features for outdoor living spaces.



PALLET INFORMATION

ARTFORMS™		SQFT/ PALLET	SQFT/ LAYER	LAYER/ PALLET	UNITS/ PALLET	WEIGHT/ PALLET
OPEN END	18 x 36 x 3	81	9	9	9	2745
CLOSE END	18 x 36 x 3				9	
OPEN END	6 x 36 x 3	31.5	10.5	3	3	1095
CLOSE END	6 x 36 x 3				18	

SHAPES & SIZES

18 X 36



18 x 36 x 3
Pallets contain both open and close ended units

6 X 36



6 x 36 x 3
Pallets contain both open and close ended units

INSTALLATION HARDWARE*



ANCHOR SLIDE & NUT
50 units per box



JOINING PLATE
10 units per box



OUTER CORNER
10 units per box



INNER CORNER
10 units per box



STRETCHER
10 units per box

*Installation hardware is sold separately



ANTRHACITE



HICKORY



SCANDINA GRAY

LEARN MORE

View the product page on [Belgard.com](https://www.belgard.com) for more information



TECHNICAL SPECS

- Large format high-strength concrete panels
- Mechanically fastened with stainless steel hardware
- Ideal for outdoor living projects of all sizes
- Suitable for rooftop applications
- Efficient installation with minimal waste
- Minimal disruption for property owner
- Easily added to existing projects
- Endless design possibilities for outdoor living features including seat walls, fire and water features, planters, and outdoor kitchens

QUALITY FOR LIFE

Every step of our manufacturing process incorporates rigorous research, testing and quality assurance. We demand the highest quality from each of our facilities across North America. We believe in creating world class building products that stand the test of time. See our lifetime warranty at [Belgard.com/Warranty](https://www.belgard.com/Warranty)

Due to the natural materials in our products, colors may vary from those shown on the cut sheet. We recommend viewing actual product samples to ensure the perfect color and finish for each project.

BORDEAUX™ SERIES

Grill Island & Fire Features

Timeless stackstone design with accents that emulate polished limestone, the components of this series transform outdoor living spaces with a coordinated, cohesive look.



SHAPES & SIZES

FIREPLACE



2'7"D x 4'3"W x 7'8"H
Pallet Weight: 4,170

WOOD BOXES



2'1¼"D x 3'3"W x 3'1"H Each
Sold as a pair
Pallet Weight: 3,070

LINEAR FIREPLACE



3'6½"D x 7'8"W x 4'5¼"H
Pallet Weight: 4,000

GRILL ISLAND



2'6"D x 5'11"W x 3'5"H
Grill & Doors included
Pallet Weight: 3,260

LINEAR FIRE TABLE



2'11"D x 6'2"W x 2'5"H
Pallet Weight: 2,500



PEWTER/MIDNIGHT ACCENT



PEWTER/BUFF ACCENT



SIENNA/BUFF ACCENT



SIENNA/MIDNIGHT ACCENT

LEARN MORE

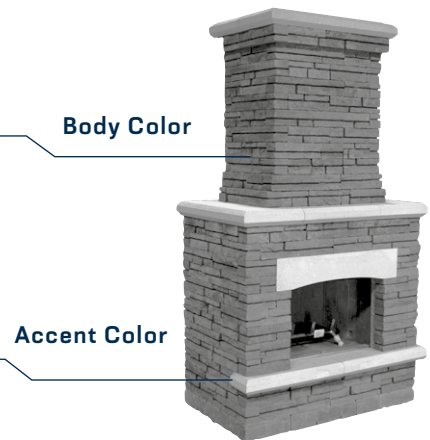
View the product page on **Belgard.com** for more information



TECHNICAL SPECS

- Pre-assembled modular features are each packaged as one unit that can be installed in hours versus days
- Units include fork slot configurations for easy transport and installation
- Fireplaces can be retro-fitted for gas burning log sets and burners
- Grill islands include stainless steel grill and door set—specify propane or natural gas when ordering

PLEASE NOTE: Be sure to check with your local municipality for any codes that may affect your installation.



QUALITY FOR LIFE

Every step of our manufacturing process incorporates rigorous research, testing and quality assurance. We demand the highest quality from each of our facilities across North America. We believe in creating world class building products that stand the test of time. See our lifetime warranty at **Belgard.com/Warranty**

Due to the natural materials in our products, colors may vary from those shown on the cut sheet. We recommend viewing actual product samples to ensure the perfect color and finish for each project.

COVENTRY®

Fire Pit Kit

The rugged, irregular aesthetics of split stone wall blocks combine with the versatility of this fire pit for a practical and attractive addition. Four bluestone caps complete the look.



FIRE PIT INCLUDES

- Wall blocks & caps
- Installation guide
- 34" diameter bowl, black
- 24" diameter grate for wood burning
- 36" diameter cooking grate
- Poker
- Retractable metal mesh dome
- 23" high including cap
- 48" outside diameter
- 30½" inside diameter
- Pallet Weight: 2830

SHAPES & SIZES

ROUND



48 x 30.5 x 23

SQUARE



50 x 50 x 20



DAKOTA BLEND



HARVEST BLEND



PEWTER BLEND

LEARN MORE

View the product page on **Belgard.com** for more information



TECHNICAL SPECS

- Wedge-shaped units allow for quick and easy installation
- All-in-one kit removes guesswork
- Coordinates with Coventry Wall III for a seamless aesthetic

QUALITY FOR LIFE

Every step of our manufacturing process incorporates rigorous research, testing and quality assurance. We demand the highest quality from each of our facilities across North America. We believe in creating world class building products that stand the test of time. See our lifetime warranty at **Belgard.com/Warranty**

Due to the natural materials in our products, colors may vary from those shown on the cut sheet. We recommend viewing actual product samples to ensure the perfect color and finish for each project.

MELVILLE™ SERIES

Grill Island & Fire Features

Stunning linear design features a smooth face and clean lines to deliver a sleek, contemporary style. Components work together to provide a cohesive finished look.



SHAPES & SIZES

FIREPLACE



2'7"D x 4'3"W x 7'8"H
Pallet Weight: 4,170

WOOD BOXES



2'1¼"D x 3'3"W x 3'1"H Each
Sold as a pair
Pallet Weight: 3,070

LINEAR FIREPLACE



3'6½"D x 7'8"W x 4'5¼"H
Pallet Weight: 4,000

GRILL ISLAND



2'6"D x 5'11"W x 3'5"H
Grill & Doors included
Pallet Weight: 3,260

LINEAR FIRE TABLE



2'11"D x 6'2"W x 2'5"H
Pallet Weight: 2,500



SCANDINA GRAY/MIDNIGHT ACCENT

LEARN MORE

View the product page on [Belgard.com](https://www.belgard.com) for more information



Body Color

Accent Color



TECHNICAL SPECS

- Coordinates with Melville™ Wall and Melville™ Tandem Wall
- Pre-assembled modular features are each packaged as one unit that can be installed in hours versus days
- Units include fork slot configurations for easy transport and installation
- Fireplaces can be retro-fitted for gas burning log sets and burners
- Grill islands include stainless steel grill and door set — specify propane or natural gas when ordering

PLEASE NOTE: Be sure to check with your local municipality for any codes that may affect your installation.

QUALITY FOR LIFE

Every step of our manufacturing process incorporates rigorous research, testing and quality assurance. We demand the highest quality from each of our facilities across North America. We believe in creating world class building products that stand the test of time. See our lifetime warranty at [Belgard.com/Warranty](https://www.belgard.com/Warranty)

Due to the natural materials in our products, colors may vary from those shown on the cut sheet. We recommend viewing actual product samples to ensure the perfect color and finish for each project.

BELGARD®

AN OLDCASTLE® APG OUTDOOR BRAND


PARKER FORD
16 Anderson Rd
Parker Ford, PA 19457

WRIGHTSTOWN
2 Farago Blvd
Wrightstown, NJ 08640

MELVILLE™

Fire Pit

Special wedge-shaped blocks of our smooth-faced Melville Wall create this circular fire pit to perfectly complement our Melville Series of walls and outdoor features.



ROUND FIRE PIT

- 54 $\frac{3}{8}$ " outside diameter
- 34 $\frac{3}{8}$ " inside diameter
- Stacks 4 rows high
- Cap sold separately
- Elements inserts sold separately
- Pallet Weight: 1921

SHAPES & SIZES

WEDGE



4 x 9 $\frac{1}{2}$ x 10

FIRE INSERT



Item #70580597
Elements 34" Smoke-less
Wood Fire Pit Insert

GAS INSERT



Item #70585063
Elements 34" Round Gas
Fire Pit Burner Kit



ANTHRACITE



HICKORY



SCANDINA GRAY



SHADED GRAY

LEARN MORE

View the product page on **Belgard.com** for more information



TECHNICAL SPECS

- Special wedge-shaped blocks of Melville Wall
- Coordinates with the Melville Series of kitchen and fire features
- Pallet includes all blocks needed to complete circular fire pit

QUALITY FOR LIFE

Every step of our manufacturing process incorporates rigorous research, testing and quality assurance. We demand the highest quality from each of our facilities across North America. We believe in creating world class building products that stand the test of time. See our lifetime warranty at **Belgard.com/Warranty**

Due to the natural materials in our products, colors may vary from those shown on the cut sheet. We recommend viewing actual product samples to ensure the perfect color and finish for each project.

ENHANCED OUTDOOR LIVING

COMPLETE THE VISION

Appliances & Accents



WANT MORE
KITCHEN, FIRE OR
WATER FEATURES?

ElementsHome.com



FIRE PIT & BOWLS

Artisan fire features and planters to enhance the style of any space.



Artisan Cast Stone
Rectangle Fire Pit



Artisan Cast Stone
Square Bowl




FIRE PIT INSERTS

Burner kits and inserts for easy installation of fire features.



Elements Round Gas
Fire Pit Burner Kit



Smoke-less
Fire Pit Insert

ARTFORMS™ + ELEMENTS™

Our Artforms™ Modular Panel System is designed to work seamlessly with Elements™ appliances and accessories for the efficient installation of contemporary outdoor kitchens and living rooms.

Pro Tip

Set yourself up for repeat business by phasing projects: Start with a patio now—add a kitchen next season!



OUTDOOR COOKING (carts available for freestanding options)

Gourmet cooking appliances for outfitting outdoor kitchens with grills, burners, smokers and more.



Elements Blue Diamond Kamado



Elements Griddle



Elements Pro Built-In Grill

OUTDOOR KITCHEN STORAGE

Storage and refrigeration for enhancing functionality.



Elements 2-Bin Trash Door



Elements Double Drawers



Elements 22" Outdoor Refrigerator



RESOURCES FOR EVERY STEP

EXPLORE LAYING PATTERNS,
DESIGN TOOLS, AND BUSINESS
RESOURCES THAT MAKE EVERY
PROJECT EASIER AND EVERY
RESULT EXCEPTIONAL



EXPLORE THE 2026

COLOR
OFFERINGS

With so many shades, hues and variations, we’ve made it easy to create the exact aesthetic and personality to fit each vision.

*Available in Pavers Only **Available in Walls Only

Solid Colors

Consistent color tone throughout, primarily used for design accents or to create a neutral backdrop.




PEARL*



FOG*



GRAY



MIDNIGHT*



TAN**



BOURBON*



ROSEWOOD*



BROWN*

Tone-on-Tone Colors

Variations of the same color in adjacent shades and tones, typically used for products with contemporary aesthetics.



SEPIA*



HICKORY



SCANDINA GRAY



SHADED GRAY



ANTHRACITE

Due to the natural materials in our products, colors may vary from those shown in our catalog. We recommend viewing actual product samples to ensure the perfect color and finish for each project.

Blended Colors

Blends of three or more complementary or contrasting colors, creating a more dramatic look.



CHESWICK*



PEWTER BLEND



IRON BAY



NEWPORT GRAY



TEAK*



ASHWOOD



TUCSON*



DAKOTA BLEND



HARVEST BLEND



AUTUMN BLEND*



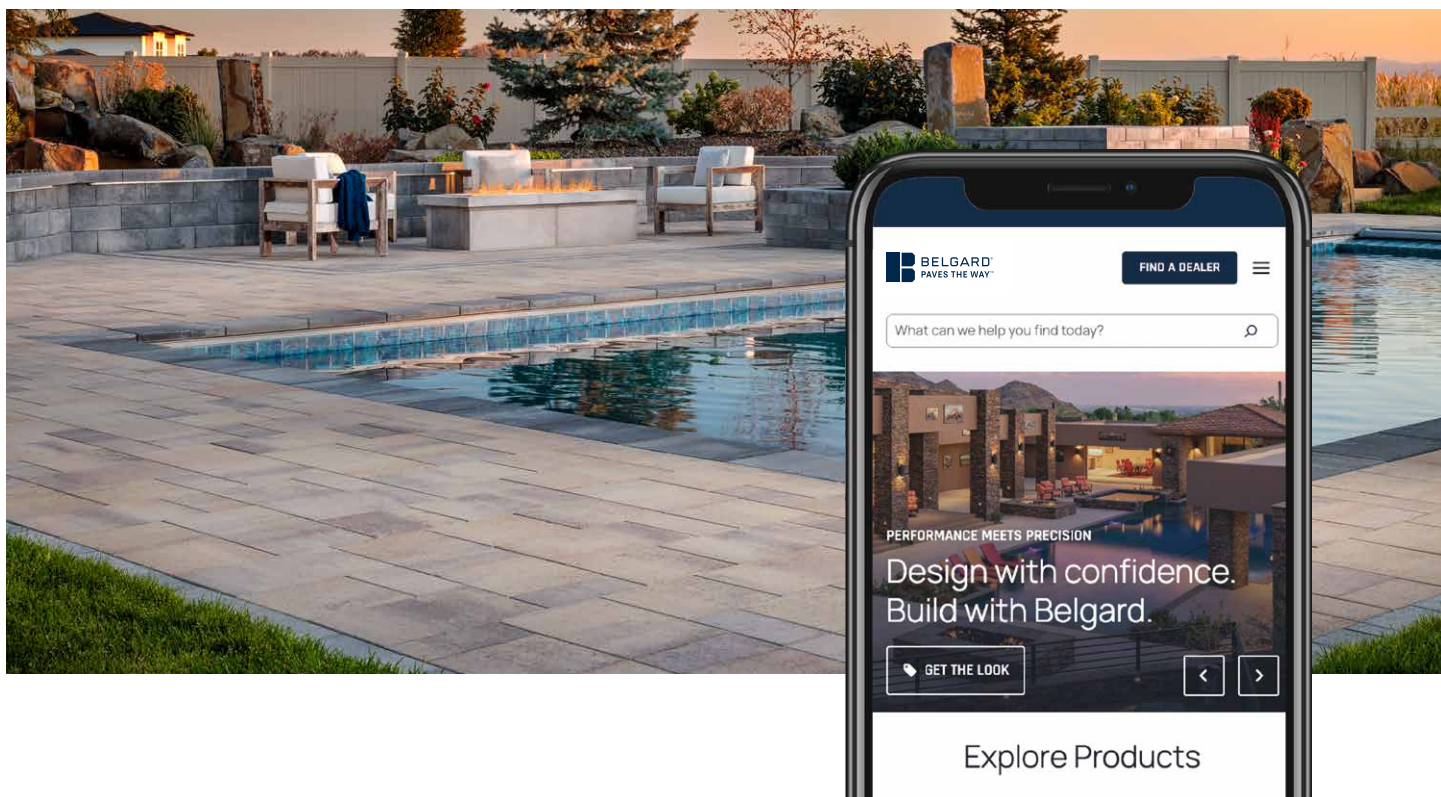
PHOENIX*



SONORAN*

GO BEYOND COLOR

Discover how color is just the beginning. Explore **Belgard.com** for endless inspiration and complete your outdoor living vision with local products.




PAVER TECHNOLOGY GUIDE

OPTIONS THAT PERFORM FOR EVERY LIFESTYLE

Choose textures and tones for the desired look, with performance engineered for how the space will be used. No matter the climate or site conditions, the right paver technology stands up to everyday life and delivers lasting style.

The Right Paver Technology for the Right Project, Every Time.



Core Mix

A staple in outdoor patio design, offering consistent color through the whole paver to minimize wear.




DuraFusion™

Ideal for design-forward projects and regions with harsh or unpredictable winter weather.



DuraFusion™ + ColorTech™

Ultimate protection offers lasting durability, bold texture, and vibrant color.



PROTECT THEIR INVESTMENT

MAINTENANCE & PROTECTION

For 40 years, Techniseal® products have been trusted by residential and commercial hardscape installers. As a one-stop shop, Belgard offers Techniseal sealers, adhesives and edging to achieve long-lasting results.



WANT MORE
PRODUCT OPTIONS?

Belgard.com/Techniseal



REMOVE STAINS

Tackle tough surface stains with specially formulated stain removers.



Rust stain
remover



Dirt & grease
stain remover

ELIMINATE EFFLORESCENCE

Maintain and restore the beauty of your hardscape surfaces.



Paver restorer
removes haze
created by some
polymeric sands



Paver Prep dislodges
efflorescence and
ground-in dirt

PREVENT WEEDS & EROSION


Enhance aesthetics, durability and stability of paver projects.



The smart choice
for everyday
installations



High-performance,
the only real
no-haze, no-dust
alternative



Maintenance Tip

Allow pavers to cure prior to sealant application. Discuss with your representative, as cure time varies by climate. Maintain the long-term beauty of pavers by cleaning and resealing every 3 to 5 years.



STAIN RESISTANCE

Protect pavers or enhance color with top quality sealers.



Natural look with matte finish, preserves the natural beauty of pavers

Color Boost CB+ matte finish, enhances the color of pavers

ENHANCE STABILITY

NextGel™ technology ensures stability of patios and walkways.



Fortified hardscape concrete edging

SUPERIOR STRENGTH

Bond construction materials 50% faster (8-minute bond time).



Hardscape foam adhesive

PARTNERING FOR YOUR SUCCESS

BELGARD AUTHORIZED CONTRACTOR PROGRAM



**SIGN UP
TODAY**

[Beldgard.com/Pro](https://Belgard.com/Pro)



✓ **Exclusive Sales Tools**

Win more jobs with custom resources.

✓ **Priority Leads**

Get homeowner inquiries first.

✓ **Homeowner Financing**

Offer flexible payment options.

✓ **VIP Events**

Network and learn at exclusive gatherings.



GROW YOUR BUSINESS WITH BELGARD

BUILD SKILLS. BOOST PROFITS. DRIVE SUCCESS.

Hands-On Learning

Master hardscape techniques and trends through interactive sessions.

Industry Certifications

Earn credentials that build trust and set you apart.

Networking That Counts

Connect with pros, share ideas, and grow partnerships.

Flexible Learning Options

Learn in person or online—anytime, anywhere.



**FIND
TRAINING**

[Beldgard.com/Training](https://Belgard.com/Training)



**BUILD MORE, EARN MORE
WITH BELGARD.**

Oldcastle® APG Partner Rewards is a contractor loyalty program that not only provides rewards for your purchases across numerous Oldcastle® APG brands, it also opens the door for opportunities to grow your business. Let's build your business together.



— Oldcastle[®]APG —
**PARTNER
REWARDS**

**ENROLL
TODAY**

OldcastlePartnerRewards.com



CLOSE SALES FASTER

BELGARD DESIGN STUDIO

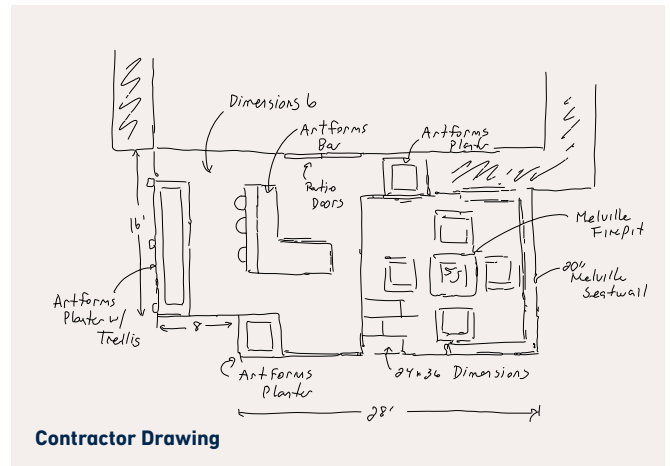
Showing homeowners a clear vision of their project is key to closing the deal. Belgard Design Studio gives you customizable templates and augmented reality tools that make it easy for clients to picture their finished space. By helping them see the design come to life, you remove hesitation and give them the confidence to say yes.

BELGARD DESIGN STUDIO

Turn your personal photos & sketches into customized 3D digital renderings.




[Belgard.com/DesignStudio](https://belgard.com/DesignStudio)



Contractor Drawing



Design Studio Render



Finished Project

BELGARD RESOURCES

ARTFORMS IDEA BOOK



ARTFORMS IDEA BOOK - SPANISH



INSTALLATION GUIDE

FIND YOUR SALES REP

Need help with designs?



[Belgard.com/Rooms](https://belgard.com/rooms)

Browse hundreds of pre-designed outdoor living spaces that simplify planning, design, and installation for your dream backyard.

- Create sharable collections of favorite designs
- Customize layouts and materials with Design Studio
- Get full plans with materials lists



INCLUDING
AUGMENTED
REALITY!




LAYING PATTERNS


AutoCAD® hatch pattern files can be downloaded from belgard.com for use in architectural drawings.

Brooklyn™

Running Bond | 100% 3 x 9




Basket Weave | 100% 3 x 9



Charlestone™

Running Bond | 25% 6 x 6, 33% 6 x 9, 42% 6 x 12



Important
Note


Some patterns may not necessarily reflect the percentages of stone sizes within a particular pallet. In some cases you may have extras in one or more of the sizes. **This must be accounted for in your planning and design.**

Important Note


Some patterns may not necessarily reflect the percentages of stone sizes within a particular pallet. In some cases you may have extras in one or more of the sizes. **This must be accounted for in your planning and design.**

Dimensions™ 6 | Origins™ 6


3-Piece



Herringbone



Running Bond




Important Note

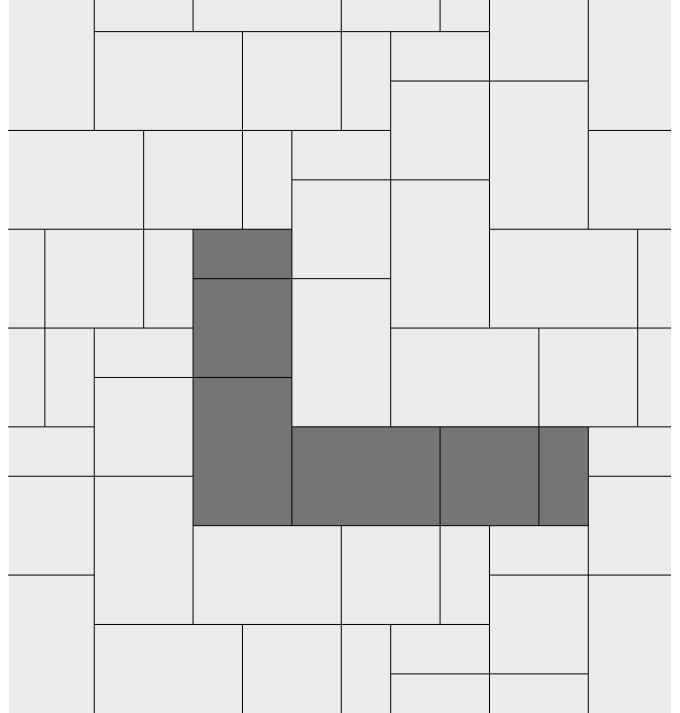
Some patterns may not necessarily reflect the percentages of stone sizes within a particular pallet. In some cases you may have extras in one or more of the sizes. **This must be accounted for in your planning and design.**

Dimensions™ 12 | Origins™ 12


3-Piece



Herringbone



Running Bond




Important Note


Some patterns may not necessarily reflect the percentages of stone sizes within a particular pallet. In some cases you may have extras in one or more of the sizes. **This must be accounted for in your planning and design.**

Dimensions™ 18 | Origins™ 18 | Papyrus™ 18


Pattern A



Pattern B



Pattern C




Important Note

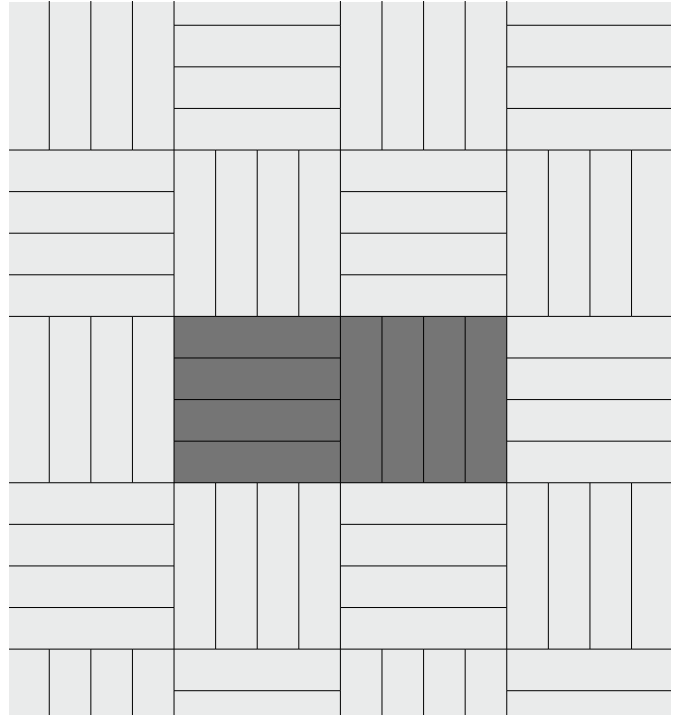
Some patterns may not necessarily reflect the percentages of stone sizes within a particular pallet. In some cases you may have extras in one or more of the sizes. **This must be accounted for in your planning and design.**

Dimensions™ Paver


Running Bond | 100% 3 x 12




Basket Weave | 100% 3 x 12



Herringbone | 100% 3 x 12



Running Bond | 100% 6 x 9




Important Note


Some patterns may not necessarily reflect the percentages of stone sizes within a particular pallet. In some cases you may have extras in one or more of the sizes. **This must be accounted for in your planning and design.**

Dimensions™ Paver


Basket Weave | 100% 6 x 9




Herringbone | 100% 6 x 9



Running Bond | 100% 6 x 12



Herringbone | 100% 6 x 12




Important Note


Some patterns may not necessarily reflect the percentages of stone sizes within a particular pallet. In some cases you may have extras in one or more of the sizes. **This must be accounted for in your planning and design.**

Dimensions™ Slab

Stack Bond | 100% 12 x 24




Running Bond | 100% 12 x 24




Geometric Shapes

Hexagon | 100% 10 $\frac{1}{2}$ x 12



Diamond | 100% 12 x 12




Important Note


Some patterns may not necessarily reflect the percentages of stone sizes within a particular pallet. In some cases you may have extras in one or more of the sizes. **This must be accounted for in your planning and design.**

Holland Stone


Running Bond | 100% 4 x 8



Herringbone | 100% 4 x 8



Basket Weave | 100% 4 x 8




Important Note


Some patterns may not necessarily reflect the percentages of stone sizes within a particular pallet. In some cases you may have extras in one or more of the sizes. **This must be accounted for in your planning and design.**

Aqualine™

Running Bond | 100% 4½ x 9 x 3⅞

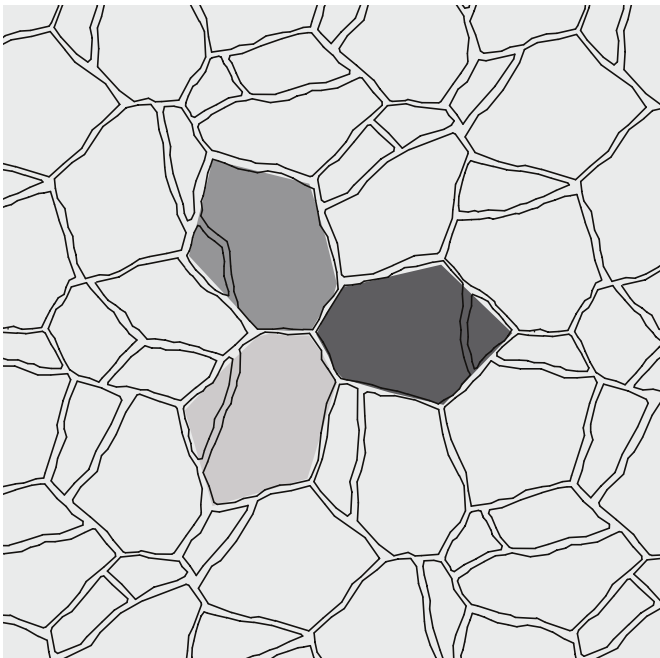


Basketweave | 100% 4½ x 9 x 3⅞



Mega-Arbel®

Cloverleaf | 100% 15⅜ x 21




Important
Note


Some patterns may not necessarily reflect the percentages of stone sizes within a particular pallet. In some cases you may have extras in one or more of the sizes. **This must be accounted for in your planning and design.**

Eco Cobble® | Old Towne Cobble


Running Bond | 100% 6 x 9 x 2 3/8



2-Piece Pattern | 40% 6 x 6, 60% 6 x 9



2-Piece Running Bond | 25% 6 x 6, 75% 6 x 9



Every Outdoor Possibility. One Trusted Partner.

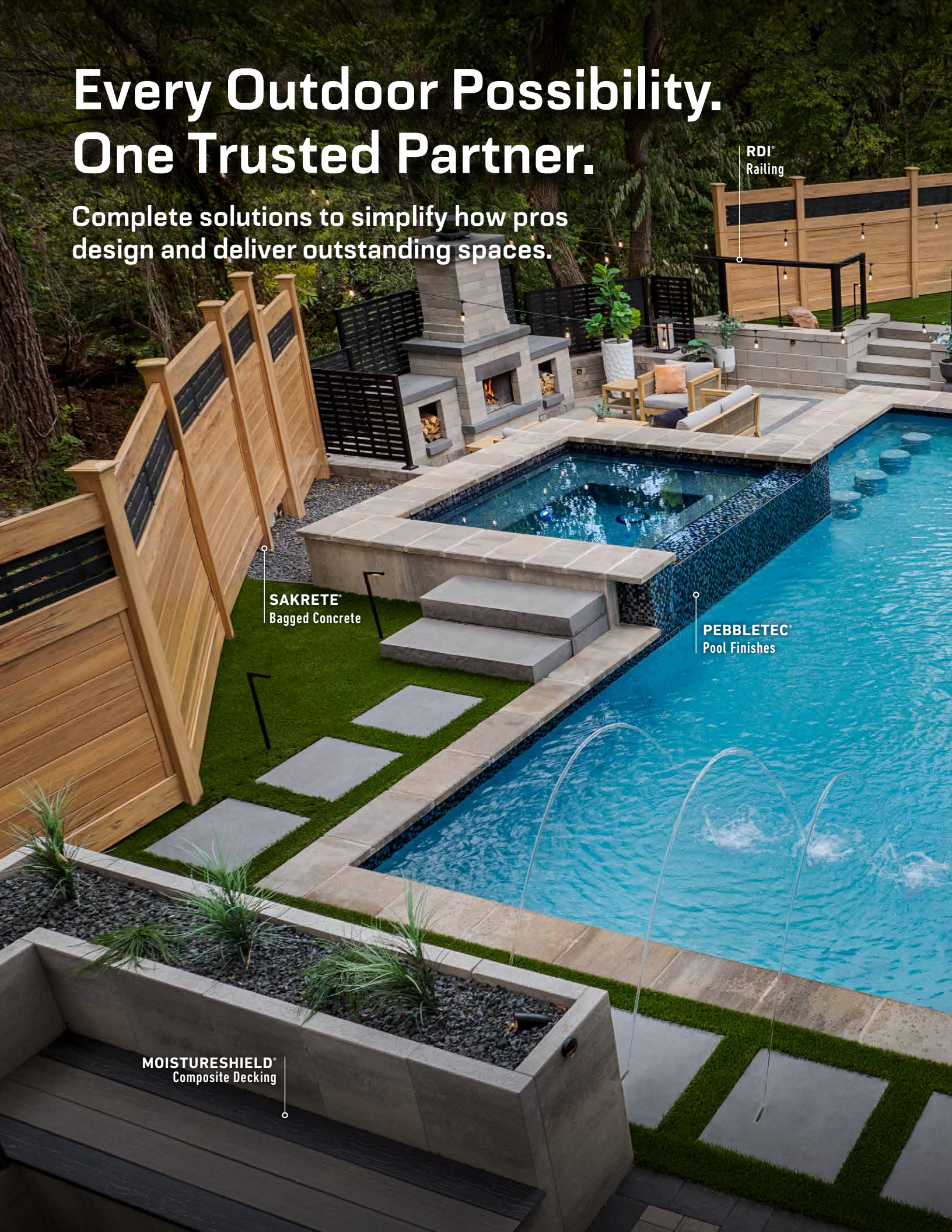
Complete solutions to simplify how pros design and deliver outstanding spaces.

RDI®
Railing

SAKRETE®
Bagged Concrete

PEBBLETEC®
Pool Finishes

MOISTURESHIELD®
Composite Decking



CATALYST™
Fencing

FREESTYLE™
Shade & Privacy

ELEMENTS™
Outdoor Cooking

TECHNISEAL®
Finish & Protect

BELGARD®
Hardscapes



Oldcastle® APG
A CRH COMPANY

Oldcastle® APG transforms how pros approach outdoor projects with integrated hardscape, decking, fencing and railing solutions backed by the expertise and resources of one powerful partner. The result is streamlined planning, smoother installs and elevated spaces that help more clients Live Well Outside.

OldcastleAPG.com

BELGARD®

AN OLDCASTLE® APG OUTDOOR BRAND

BELGARD.COM

© 2026 Oldcastle® APG, Inc. All Rights Reserved. BEL25-D-542299 | Metro | Revised 01/2026