

# BELGARD®

## Pro Consultation Guide





# WHY PROS CHOOSE BELGARD

## EXPERTISE

For over 25 years, Belgard has led the hardscape category with proven installation standards and training. Our Belgard Authorized Contractors and certified installers are backed with technical support and resources from takeoff to final walkthrough.

## QUALITY

Belgard pavers and walls are engineered for long-term performance and beauty to reduce call-backs. Every product is backed by a transferable limited lifetime warranty, giving your customers confidence in your work.

## INNOVATION


Belgard invests over 20,000 R&D hours each year to develop new hardscape systems, textures and installation solutions that help you work faster and build better spaces. Our products set performance standards and keep your offering ahead of trends.

## SERVICE

Belgard and the Oldcastle APG family of brands deliver national scale with local manufacturing, distribution and field support. With more than 150 locations, we help keep product available, projects on schedule and jobsites supplied.

## DESIGN

Belgard design tools, pattern libraries and visualization resources help you show customers what's possible and sell more complete outdoor living projects. From simple patios to complex multi-level spaces, our portfolio supports your client's vision.



# TABLE OF CONTENTS

FIND YOUR  
BELGARD  
SALES REP  
[Beldgard.com/FindMyRep](http://Belgard.com/FindMyRep)



PRODUCT  
INSTALLATION  
GUIDES  
[Beldgard.com/InstallGuide](http://Belgard.com/InstallGuide)



4

## SHAPE YOUR PLAN

- 6 Space Planning
- 8 Style Trends
- 10 Color
- 12 Patterns & Scale
- 13 Texture
- 14 Define with Walls
- 16 Quality Assurance



20

## PAVERS

- 20 Aqua-Bric®
- 22 Aqualine™
- 24 Belgian Cobble®
- 26 Brooklyn™
- 28 Cambridge Cobble®
- 30 Charlestone™
- 32-43 Dimensions™ 3-Piece
- 44 Dimensions™ Accent
- 46-49 Dimensions™ Paver
- 50 Dimensions™ Plank
- 52 Dimensions™ Slab
- 54 Dimensions™ Antiqued
- 56 Eco Urbana™
- 58 Empire™
- 60 Hexagon
- 62 Holland Stone
- 64 Mega-Arbel®
- 66 Mega-Stone™
- 68-77 Origins™ 3-Piece
- 78 Origins™ Paver
- 80 Papyrus™
- 82 Travertino
- 84 Turfstone™



86

## PORCELAIN

- 86 Foundation™
- 88 Genoa™
- 90 Noon
- 92 November
- 94 Quarziti 2.0
- 96 Travertini
- 98 Unico 2.0



100

## WALLS

- 100 AB® Classic
- 102 AB® Metropolitan
- 104 Ashlar Tandem™
- 106 Castlemanor® Grana
- 108 Castlemanor® Rustic
- 110 Diamond Pro® Straight
- 112 Diamond Pro® Air Smooth
- 114 Diamond Pro® Air Straight
- 116 Highland Stone® Virtual Joint
- 118 Melville Tandem™
- 120 Melville™ Wall
- 122 Weston Stone™



124

## COPING, CAPS, EDGERS & STEPS

- 124 Anglia Edger®
- 126 Landings™ Step
- 128 Melville™ Curb
- 130 Delmaro Coping
- 132 Grava Coping
- 134 Marina™ Coping
- 136 Modena Coping



138

## KITCHENS & FIRE FEATURES

- 138 Artforms™ Modular Panel System
- 140 Melville™ Fire Pit
- 142 Weston Stone™ Fire Pit
- 144-145 Fire & Kitchen Accessories



146

## RESOURCES

- 148-149 Color Overview
- 150-151 Paver Technologies
- 152-153 Maintenance & Protection
- 154-156 Contractor Programs
- 157 Online Resources
- 158-167 Laying Patterns





Walkways

Poolscales

Outdoor  
Kitchens



# YOUR EXPERTISE, THEIR DREAM SPACE

## EXPLORE

SPACE FUNCTION AND USE

KEY SITE CHALLENGES AND  
PERFORMANCE NEEDS

TIMING AND BUDGET GOALS

Outdoor  
Dining Rooms

Outdoor  
Living Rooms



BUILD FOR LIFESTYLE

# DESIGNS FOR EVERY BUDGET

Help homeowners choose the right outdoor design by uncovering priorities before showing products. Use these prompts to guide the discussion and simplify their decision-making.



## Entertainment-Ready Retreat

**BEST FOR:**

Big gatherings, outdoor cooking

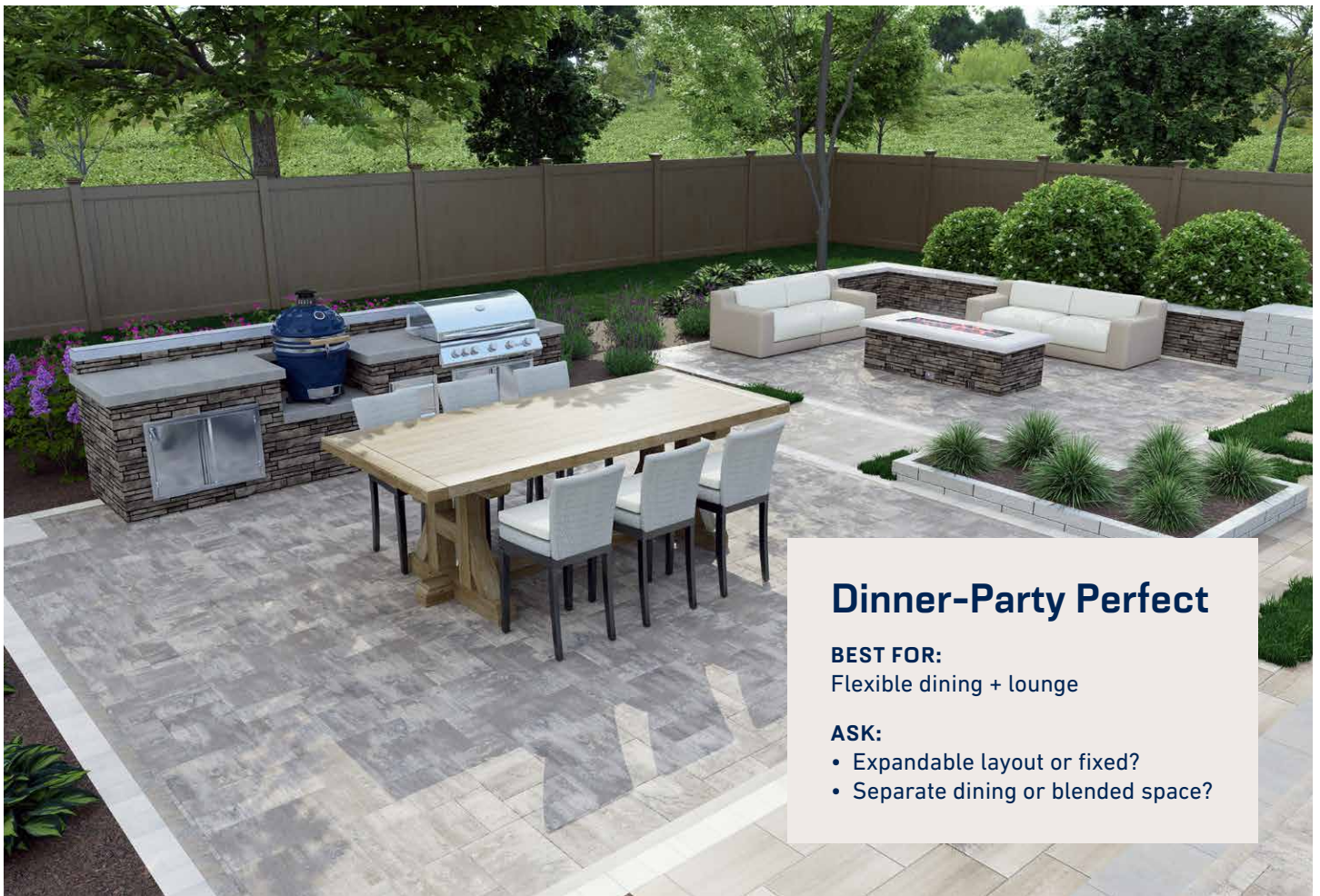
**ASK:**

- Which feature is most important—fireplace, kitchen, or seating?
- Phase upgrades or build all at once?

### *Pro Tip*

Position yourself as a long-term partner, not just a one-time installer. Offer seasonal maintenance and upgrade packages.






## Dinner-Party Perfect

### BEST FOR:

Flexible dining + lounge

### ASK:

- Expandable layout or fixed?
- Separate dining or blended space?



## The Simple Life

### BEST FOR:

Budget-friendly, low maintenance

### ASK:

- Speed or customization?
- Keep it simple or allow for growth?

### Pro Tip

Modular pavers save time on design and installation and make expansions simpler.



## DESIGN FOR STYLE

# FIND THEIR PERFECT OUTDOOR STYLE

Help homeowners choose a look that fits their lifestyle and home. They've defined how they'll use the space and set a budget—now guide them toward a style that feels right.




Mega-Arbel, Origins 12, Landings Step & Artforms

## Rustic Retreat

Natural textures and earthy tones for a cozy, organic feel.

### ASK:

- Do you want the space to feel relaxed and connected to nature?
- Would rugged stone or wood accents complement your home?



Holland Stone



Dimensions 12 & Belgian Cobble







## Refined Tradition

Classic patterns and rich tones for timeless elegance.

### ASK:

- Do you prefer a formal, polished look?
- Are symmetry and pattern important to you?



## Modern Minimalism

Clean lines and smooth textures for a sleek, contemporary vibe.

### ASK:

- Do you want an open, uncluttered space?
- Would large-format pavers or neutral tones fit your vision?



## THE ART OF DESIGN


# MAKE YOUR STATEMENT WITH COLOR

You've defined the space and chosen a style—now let's pick colors that bring it all together. By guiding them through color choices, you can elevate curb appeal and create designs that complement their home's style.



## Solid Shades

Offer a clean, cohesive look that simplifies design decisions. Solid shades provide a timeless foundation, making landscaping and décor stand out effortlessly.



## Monochromatic

Suggest a sleek, unified palette for homeowners who prefer understated elegance. Monochromatic designs highlight textures and patterns without overwhelming the space.



## Contrasts

Encourage bold combinations for homeowners seeking visual interest. Contrasting colors define spaces, highlight features, and create a dynamic, eye-catching design.






## Cool Blends

Introduce refreshing, modern tones that bring a sense of calm to outdoor spaces. Cool blends work well for contemporary styles, adding subtle sophistication homeowners will love.



## Warm Tones

Warm tones create inviting, comfortable environments. They pair perfectly with natural elements and greenery, giving outdoor living areas a grounded, welcoming feel.



## Mix & Match

Show how mixing colors and textures can personalize a space. This approach allows homeowners to create unique transitions between areas and express their individual style.



UNLOCKING FLEXIBILITY & FLOW

# MODULAR SIZES. ENDLESS PATTERNS.

Show homeowners how size and layout choices transform the look and feel of their space—and how **modular** systems make it easy to customize now and expand later.




Dimensions Slab 24 x 36

## Design Smarter: Scale + Pattern That Sell


- **Size Sets the Tone:** Big slabs create a modern, open feel, smaller units add detail and intimacy.
- **Pattern Adds Personality:** Straight lines feel calm, angled layouts bring energy.
- **Infinite Possibilities:** Mix sizes and patterns for custom designs now—and easy expansion later.




Dimensions 3 x 12




Origins & Dimensions Slab



Origins & Dimensions Slab



Empire & Dimensions Slab



Charlestone & Dimensions Slab




DESIGN YOU CAN FEEL

# THE POWER OF TEXTURE

Texture is one of the most powerful tools in hardscape design, adding both personality and traction underfoot. Mix textures to balance interest, play with light and shadow, and create spaces that are both safe and inviting.



Betair Wall 2.0 with Marina Coping, Dimensions Paver & Origins 18



Papyrus Artforms


## Layer in Vertical Texture

Consider pairing complementary textures across pavers and walls for a cohesive look, or contrast finishes to create visual depth and distinction between horizontal and vertical surfaces.

Smooth



Slate / Textured



Tumbled / Antiqued



Artisan





## STRUCTURE & STYLE

# WALLS THAT DEFINE SPACES

Walls do more than hold back soil—they shape how homeowners live outdoors. By creating boundaries, levels, and zones, walls turn ordinary yards into organized, functional, and inviting spaces.

## Freestanding Walls

**DEFINE ZONES. CREATE FLOW.**

Carve out distinct areas for dining, lounging, or entertaining, turning open yards into organized, livable spaces.

## Garden Walls

**FRAME BEDS. POLISH LANDSCAPES.**

Add structure to flower beds and planters for a clean, polished look that makes maintenance easier and landscaping more enjoyable.



Freestanding Wall Featuring Melville Wall



Freestanding / Retaining Wall Combo  
Featuring Ashlar Tandem

## Retaining Walls

**TURN SLOPES INTO SPACES.**

Transform steep grades into usable terraces for patios, gardens, or driveways, unlocking functional square footage.

## Tiered Walls


**LAYERED DESIGN. MAXIMUM USE.**

Add depth, dimension and versatility with multilevel spaces that include plantings, seating and transitions.

### *Plan with Purpose*

Before choosing a wall product, consider what it needs to do—hold back soil, create levels, or simply add style. Function determines the right design.





Tiered Retaining Wall Featuring Diamond Pro Air

## Smart Strength for Every Landscape

### DIAMOND PRO® AIR

Engineered for performance and designed for elegance, Diamond Pro Air walls offer multiple textures and colors to fit any style. Lightweight, easy-to-handle blocks speed up installation, saving time and labor, and maximize usable space without compromising durability.



Retaining walls over 4 feet in height should be designed by a qualified engineer.




HOW IT'S MADE


# CRAFTSMANSHIP BACKED BY INNOVATION

## QUALITY FOR LIFE

Belgard has taken the artistry of handcrafted stone to a higher level. Through research and innovation, we've developed a deep understanding of how to make modern, best-in-class hardscape products that fit the lifestyle of today's homeowners and commercial developments, while still honoring the artisans of old.



RESEARCH & DEVELOPMENT



QUALITY ASSURANCE

## INTENTIONAL AT EVERY STEP

Every step of our manufacturing process incorporates rigorous research, testing and quality assurance. Whether our teams are designing a new surface texture, validating a color formula, or inspecting finished product for defects, we demand the highest quality from each of our facilities across North America. We believe in creating world-class building products that stand the test of time.



DESIGN WITH CONFIDENCE

# REQUEST COLOR SWATCHES ONLINE

Planning your project just got easier!  
Visit the **product page** on **Belgard.com**  
to request high-resolution color swatches.  
It's quick, simple, and helps you make  
informed design decisions.



[Belgard.com/Products](https://belgard.com/Products)



## Lifetime Coverage That Works as Hard as You Do.

- Transferable warranty
- Timely investigations
- Added peace of mind with lifetime coverage for homeowners



**REGISTER AN  
INSTALLATION**

[Belgard.com/Warranty](https://belgard.com/Warranty)





Melville Wall and Dimensions Slab





# SHOP THE PRODUCTS

STYLISH, PERFORMANCE-DRIVEN  
OPTIONS FOR SMART DESIGNS  
AND SMOOTH INSTALLS



# AQUA-BRIC®

Permeable Paver | 80mm

Eliminate stormwater runoff with the classic look of a traditional paver. In addition to being environmentally friendly, its strength and durability make it ideal to support vehicular loads.



DRIVEWAY  
APPROVED



ACCESSIBLE  
SURFACE



PERMEABLE  
APPLICATION

## PALLET INFORMATION

AQUA-BRIC®		SQFT/ PALLET	UNITS/ LAYER	SQFT/ LAYER	LAYER/ PALLET	WEIGHT/ PALLET
80MM	5 x 10 x 3 1/8	94	35	11.75	8	3102

## SHAPES & SIZES

80MM



5 x 10 x 3 1/8





ARDENNES



MIDNIGHT



POTOMAC

## LEARN MORE

View the product page on **Belgard.com** for more information



## TECHNICAL SPECS

- Ideal for both pedestrian and vehicular use for residential and commercial applications
- Can eliminate stormwater runoff and improve water quality
- Meets the requirements of ASTM C936
- Surface and micro-chamfer are ADA-compliant and minimize wheelchair vibration
- Innovative joint and void design optimizes structural performance
- False joint option (Type 4) provides a multi-size appearance
- Chamfer Width: 3 mm
- Joint Width: 5 mm
- Maintenance Void: 9 mm
- Surface Infiltration Rate: > 500 inches per hour (varies based on joint infill gradation)
- Surface Open Area: 9%

Belgard permeable pavers can be used for a variety of different vehicular applications. Appropriate shape and thickness is based on project-specific conditions, including type of loading, base design, and subgrade conditions. It is recommended that you consult a Belgard Representative when specifying products for vehicular applications

## QUALITY FOR LIFE

Every step of our manufacturing process incorporates rigorous research, testing and quality assurance. We demand the highest quality from each of our facilities across North America. We believe in creating world-class building products that stand the test of time. See our lifetime warranty at **Belgard.com/Warranty**

Due to the natural materials in our products, colors may vary from those shown on the cut sheet. We recommend viewing actual product samples to ensure the perfect color and finish for each project.



# AQUALINE™

## 3-Piece Permeable | 80mm

This systems environmentally-friendly, timeless aesthetics provide effective rainwater management in both pedestrian and vehicular applications.



DRIVEWAY  
APPROVED



ACCESSIBLE  
SURFACE



PERMEABLE  
APPLICATION



MECHANICAL  
INSTALL

### PALLET INFORMATION

AQUALINE™ 3-PIECE		SQFT/ PALLET	UNITS/ LAYER	SQFT/ LAYER	LAYER/ PALLET	WEIGHT/ PALLET
3-PIECE	4½ x 4½ x 3⅞	90	18	2.538	-	3032
	4½ x 9 x 3⅞		21	5.901		
	9 x 9 x 3⅞		5	2.81		

### SHAPES & SIZES

#### 3-PIECE



4½ x 4½ x 3⅞



4½ x 9 x 3⅞



9 x 9 x 3⅞





SAVANNAH




SHADED GRAY

## LEARN MORE

View the product page on **Belgard.com** for more information



## PALLET LAYOUT



## TECHNICAL SPECS

- Ideal for pedestrian and vehicular use for both residential and commercial applications
- Interlocking spacer bars for increased structural performance
- Surface and micro-chamfer are ADA-compliant and minimize wheelchair vibration
- True installed dimensions for design optimization
- Optimal joint openings for infiltration and maintenance
- Can eliminate stormwater runoff and improve water quality
- Meets the requirements of ASTM C936
- Chamfer Width: 3 mm
- Spacer Bar Width: 10 mm
- Surface Infiltration Rate: > 500 inches per hour (varies based on joint infill gradation)
- Surface Open Area: up to 12%
- Can be installed mechanically with herringbone pallet layout

## QUALITY FOR LIFE

Every step of our manufacturing process incorporates rigorous research, testing and quality assurance. We demand the highest quality from each of our facilities across North America. We believe in creating world-class building products that stand the test of time. See our lifetime warranty at **Belgard.com/Warranty**

Due to the natural materials in our products, colors may vary from those shown on the cut sheet. We recommend viewing actual product samples to ensure the perfect color and finish for each project.



# BELGIAN COBBLE®

Paver | 60mm

Emulating the natural-stone look of a mountain creek bed, this multi-piece system has seven unique shapes for creating random patterns. It can also be installed as a permeable system.



DRIVEWAY  
APPROVED



PERMEABLE  
APPLICATION

## PALLET INFORMATION

BELGIAN COBBLE®		SQFT/ PALLET	UNITS/ LAYER	SQFT/ LAYER	LAYER/ PALLET	WEIGHT/ PALLET
MULTI- PIECE	Variable x 2%	85	-	-	10	2295


## SHAPES & SIZES

MULTIPIECE



Variable x 2%






BOURBON



MIDNIGHT



PEARL

## LEARN MORE

View the product page on **Belgard.com** for more information



## TECHNICAL SPECS

- Seven unique shapes create a random pattern
- Ideal for walkways, patios, accents, borders and residential driveways
- Can be installed as either a standard or permeable paver system
- Permeable pavement installation requires site-specific engineering and proper base, bedding and joint aggregate material
- Techniseal polymeric jointing sand recommended for non-permeable applications
- Ideal for walkways, patios, borders, accents and residential driveways

## QUALITY FOR LIFE

Every step of our manufacturing process incorporates rigorous research, testing and quality assurance. We demand the highest quality from each of our facilities across North America. We believe in creating world-class building products that stand the test of time. See our lifetime warranty at **Belgard.com/Warranty**

Due to the natural materials in our products, colors may vary from those shown on the cut sheet. We recommend viewing actual product samples to ensure the perfect color and finish for each project.



# BROOKLYN™

Paver | 60mm

Its warm, weathered stone appearance and texture delivers a timeless look enriched with DuraFusion Technology and factory-applied ColorTech sealant for an enhanced texture and ultimate durability.



MODULAR  
SIZING



DURAFUSION  
+COLORTECH



DRIVEWAY  
APPROVED



ACCESSIBLE  
SURFACE

## PALLET INFORMATION

BROOKLYN™ PAVER		SQFT/ PALLET	UNITS/ LAYER	SQFT/ LAYER	LAYER/ PALLET	WEIGHT/ PALLET
PAVER	3 x 9 x 2⅜	103.13	55	10.31	10	2805

## SHAPES & SIZES

PAVER



3 x 9 x 2⅜






BOURBON 



MIDNIGHT 



ROSEWOOD 

## LEARN MORE

View the product page on **Belgard.com** for more information



## TECHNICAL SPECS

- True 3" increments for simplified design, quoting and ordering
- Compatible with all modular paver lines—look for Modular Sizing icon
- Modular dimensions reduce cuts, installation time, and waste
- Modular compatibility allows more creative pattern options
- Maximized pallet layout for jobsite efficiencies
- Ideal for walkways, patios, borders, accents and residential driveways
- Can be used to construct ADA-compliant pavement



### DuraFusion™ + ColorTech™

Enhanced texture and wear-resistance with the added protection of factory-applied sealant

## QUALITY FOR LIFE

Every step of our manufacturing process incorporates rigorous research, testing and quality assurance. We demand the highest quality from each of our facilities across North America. We believe in creating world-class building products that stand the test of time. See our lifetime warranty at **Belgard.com/Warranty**

Due to the natural materials in our products, colors may vary from those shown on the cut sheet. We recommend viewing actual product samples to ensure the perfect color and finish for each project.

**BELGARD®**

AN OLDCASTLE® APG OUTDOOR BRAND

**CLARKSVILLE**  
4235 Guthrie Highway  
Clarksville, TN 37040  
Ph: 931-647-3308

**ROCKWOOD**  
600 Cardiff Valley Road  
Rockwood, TN 37854  
Ph: 888-624-3088


© 2026 Oldcastle® APG, Inc. All Rights Reserved. BEL25-D-555600 | GMS Mid-South | Revised 01/2026



# CAMBRIDGE COBBLE®

## 3-Piece Paver | 60mm

Gently rounded corners and a domed pillow-top surface provide clean lines and a classic architectural appearance.



DRIVEWAY  
APPROVED



ACCESSIBLE  
SURFACE

### PALLET INFORMATION

CAMBRIDGE COBBLE®		SQFT/ PALLET	UNITS/ LAYER	SQFT/ LAYER	LAYER/ PALLET	WEIGHT/ PALLET
3-PIECE   60MM	6 x 9 x 2⅜	116	16	5.85	10	3016
	6 x 6 x 2⅜		16	3.87		
	3 x 6 x 2⅜		16	1.89		
PAVER	6 x 9 x 2⅜	112.5	30	11.5	10	2970

### SHAPES & SIZES

#### 3-PIECE | 60MM



6 x 9 x 2⅜



6 x 6 x 2⅜



3 x 6 x 2⅜

#### PAVER



6 x 9 x 2⅜






**BOURBON**

Only available in 6 X 9



**DRIFTWOOD**



**MIDNIGHT**

Only available in 6 X 9



**POTOMAC**



**SAVANNAH**



**THUNDERHEAD**

## LEARN MORE

View the product page on **Belgard.com** for more information



## TECHNICAL SPECS

- Multi-piece system with accent option available on separate pallet
- Ideal for walkways, patios and residential vehicular applications
- Can be used to construct ADA-compliant pavement

## QUALITY FOR LIFE

Every step of our manufacturing process incorporates rigorous research, testing and quality assurance. We demand the highest quality from each of our facilities across North America. We believe in creating world-class building products that stand the test of time. See our lifetime warranty at **Belgard.com/Warranty**

Due to the natural materials in our products, colors may vary from those shown on the cut sheet. We recommend viewing actual product samples to ensure the perfect color and finish for each project.



# CHARLESTONE™

## 3-Piece Paver | 60mm

Designed to evoke the charm of early American streets, this system mimics the historical elegance of weathered, hand-cobbled stone.



MODULAR  
SIZING



DRIVEWAY  
APPROVED



MECHANICAL  
INSTALL



ACCESSIBLE  
SURFACE

### PALLET INFORMATION

CHARLESTONE™ 3-PIECE		SQFT/ PALLET	UNITS/ LAYER	SQFT/ LAYER	LAYER/ PALLET	WEIGHT/ PALLET
3-PIECE 60MM	6 x 6 x 2⅜	105	6	10.5	10	2997
	6 x 9 x 2⅜		12			
	6 x 12 x 2⅜		9			

### SHAPES & SIZES

#### 3-PIECE | 60MM



6 x 6 x 2⅜



6 x 9 x 2⅜



6 x 12 x 2⅜





ASHWOOD



FOG



IRON BAY



MIDNIGHT

## LEARN MORE

View the product page on [Beldgard.com](https://Belgard.com) for more information



## TECHNICAL SPECS

- True 3" increments for simplified design, quoting and ordering
- Compatible with all modular paver lines—look for Modular Sizing icon
- Modular dimensions reduce cuts, installation time, and waste
- Modular compatibility allows more creative pattern options
- Maximized pallet layout for jobsite efficiencies
- Pallet optimized for both mechanical and manual installation
- Particularly ideal for driveways and walkways
- Can be used to construct ADA-compliant pavement

## QUALITY FOR LIFE

Every step of our manufacturing process incorporates rigorous research, testing and quality assurance. We demand the highest quality from each of our facilities across North America. We believe in creating world-class building products that stand the test of time. See our lifetime warranty at [Beldgard.com/Warranty](https://Belgard.com/Warranty)

Due to the natural materials in our products, colors may vary from those shown on the cut sheet. We recommend viewing actual product samples to ensure the perfect color and finish for each project.



# DIMENSIONS™ 6

## 3-Piece System | 60mm

Contemporary design meets traditional appeal with a smooth face and crisp, clean lines that pair well with any architectural style.



MODULAR  
SIZING



DRIVEWAY  
APPROVED



ACCESSIBLE  
SURFACE

### PALLET INFORMATION

DIMENSIONS™ 6		SQFT/ PALLET	UNITS/ LAYER	SQFT/ LAYER	LAYER/ PALLET	WEIGHT/ PALLET
3-PIECE	3 x 6 x 2⅜	120	16	12	10	3226
	6 x 6 x 2⅜		16			
	6 x 9 x 2⅜		16			

### SHAPES & SIZES

#### 3-PIECE



3 x 6 x 2⅜



6 x 6 x 2⅜



6 x 9 x 2⅜





ANTHRACITE



CHESWICK



HICKORY



POTOMAC



SAVANNAH



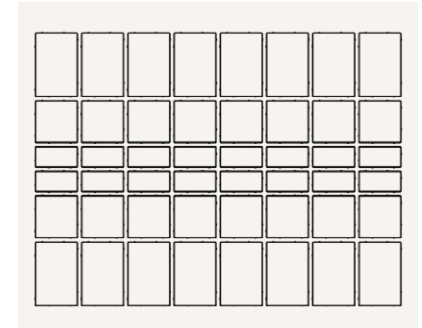
SHADED GRAY

## LEARN MORE

View the product page on [Belgard.com](https://www.belgard.com) for more information



## PALLET LAYOUT



## TECHNICAL SPECS

- True 3" increments for simplified design, quoting and ordering
- Compatible with all modular paver lines—look for Modular Sizing icon
- Modular dimensions reduce cuts, installation time, and waste
- Modular compatibility allows more creative pattern options
- Maximized pallet layout for jobsite efficiencies
- Ideal for patios, walkways and residential vehicular applications
- Surface and micro-chamfer are ADA-compliant and minimize wheelchair vibration

## QUALITY FOR LIFE

Every step of our manufacturing process incorporates rigorous research, testing and quality assurance. We demand the highest quality from each of our facilities across North America. We believe in creating world-class building products that stand the test of time. See our lifetime warranty at [Belgard.com/Warranty](https://www.belgard.com/Warranty)


Due to the natural materials in our products, colors may vary from those shown on the cut sheet. We recommend viewing actual product samples to ensure the perfect color and finish for each project.



# DIMENSIONS™ 12

## 3-Piece System | 60mm




Contemporary design meets traditional appeal with a smooth face and crisp, clean lines that pair well with any architectural style.



### PALLET INFORMATION

DIMENSIONS™ 12		SQFT/ PALLET	UNITS/ LAYER	SQFT/ LAYER	LAYER/ PALLET	WEIGHT/ PALLET
3-PIECE	6 x 12 x 2⅜	120	-	12	10	3240
	12 x 12 x 2⅜		-			
	12 x 18 x 2⅜		-			

### SHAPES & SIZES

- 3-PIECE
-  6 x 12 x 2⅜
  -  12 x 12 x 2⅜
  -  12 x 18 x 2⅜





CHESWICK



LIMESTONE



POTOMAC



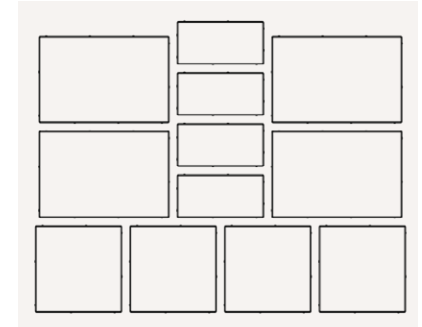
SAVANNAH

## LEARN MORE

View the product page on [Beldgard.com](https://Belgard.com) for more information



## PALLET LAYOUT



## TECHNICAL SPECS

- True 3" increments for simplified design, quoting and ordering
- Compatible with all modular paver lines—look for Modular Sizing icon
- Modular dimensions reduce cuts, installation time, and waste
- Modular compatibility allows more creative pattern options
- Maximized pallet layout for jobsite efficiencies
- Ideal for patios, walkways and pool decks
- Surface and micro-chamfer are ADA-compliant and minimize wheelchair vibration

## QUALITY FOR LIFE

Every step of our manufacturing process incorporates rigorous research, testing and quality assurance. We demand the highest quality from each of our facilities across North America. We believe in creating world-class building products that stand the test of time. See our lifetime warranty at [Beldgard.com/Warranty](https://Belgard.com/Warranty)

Due to the natural materials in our products, colors may vary from those shown on the cut sheet. We recommend viewing actual product samples to ensure the perfect color and finish for each project.



# DIMENSIONS™ 12

## 3-Piece System | 80mm

With strength to support vehicular loads, these durable pavers feature clean lines and a linear surface, enriched with DuraFusion Technology for enhanced color, texture and wear-resistance.





PALLET INFORMATION


DIMENSIONS™ 12		SQFT/ PALLET	UNITS/ LAYER	SQFT/ LAYER	LAYER/ PALLET	WEIGHT/ PALLET
3-PIECE	6 x 12 x 3 1/8	120	40	12	10	3180
	12 x 12 x 3 1/8		40			
	12 x 18 x 3 1/8		40			

SHAPES & SIZES

3-PIECE

 6 x 12 x 3 1/8

 12 x 12 x 3 1/8

 12 x 18 x 3 1/8





ANTHRACITE 



HICKORY 



SCANDINA GRAY 



SEPIA 



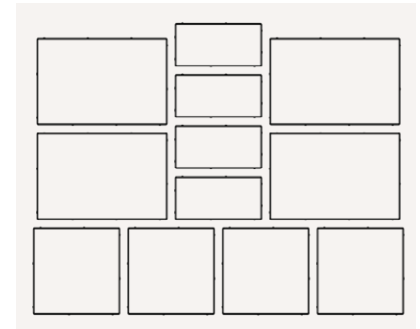
SHADED GRAY 

## LEARN MORE

View the product page on [Belgard.com](https://www.belgard.com) for more information




## PALLET LAYOUT



## TECHNICAL SPECS

- True 3" increments for simplified design, quoting and ordering
- Compatible with all modular paver lines—look for Modular Sizing icon
- Modular dimensions reduce cuts, installation time, and waste
- Modular compatibility allows more creative pattern options
- Maximized pallet layout for jobsite efficiencies
- Ideal for patios, walkways and residential vehicular applications
- Surface and micro-chamfer are ADA-compliant and minimize wheelchair vibration

 **DuraFusion™ Technology**  
A bold, vibrant finish with a smoother, tighter texture

## QUALITY FOR LIFE

Every step of our manufacturing process incorporates rigorous research, testing and quality assurance. We demand the highest quality from each of our facilities across North America. We believe in creating world-class building products that stand the test of time. See our lifetime warranty at [Belgard.com/Warranty](https://www.belgard.com/Warranty)


Due to the natural materials in our products, colors may vary from those shown on the cut sheet. We recommend viewing actual product samples to ensure the perfect color and finish for each project.



# DIMENSIONS™ 12

## 3-Piece System | 60mm

The smooth, consistent finish of DuraFusion Technology complements the clean lines and linear surface for contemporary style with enhanced texture, color and wear-resistance.



MODULAR  
SIZING



DURAFUSION  
TECHNOLOGY



ACCESSIBLE  
SURFACE

### PALLET INFORMATION

DIMENSIONS™ 12		SQFT/ PALLET	UNITS/ LAYER	SQFT/ LAYER	LAYER/ PALLET	WEIGHT/ PALLET
3-PIECE	6 x 12 x 2 <sup>3</sup> / <sub>8</sub>	120	-	12	10	3180
	12 x 12 x 2 <sup>3</sup> / <sub>8</sub>		-			
	12 x 18 x 2 <sup>3</sup> / <sub>8</sub>		-			

### SHAPES & SIZES

#### 3-PIECE

 6 x 12 x 2<sup>3</sup>/<sub>8</sub>

 12 x 12 x 2<sup>3</sup>/<sub>8</sub>

 12 x 18 x 2<sup>3</sup>/<sub>8</sub>





ANTHRACITE 



HICKORY 



SCANDINA GRAY 



SEPIA 



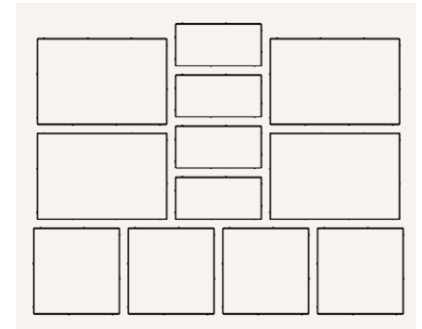
SHADED GRAY 

## LEARN MORE

View the product page on **Belgard.com** for more information



### PALLET LAYOUT



### TECHNICAL SPECS

- True 3" increments for simplified design, quoting and ordering
- Compatible with all modular paver lines—look for Modular Sizing icon
- Modular dimensions reduce cuts, installation time, and waste
- Modular compatibility allows more creative pattern options
- Maximized pallet layout for jobsite efficiencies
- Ideal for patios, walkways and pool decks
- Surface and micro-chamfer are ADA-compliant and minimize wheelchair vibration

### DuraFusion™ Technology

A bold, vibrant finish with a smoother, tighter texture

### QUALITY FOR LIFE

Every step of our manufacturing process incorporates rigorous research, testing and quality assurance. We demand the highest quality from each of our facilities across North America. We believe in creating world-class building products that stand the test of time. See our lifetime warranty at **Belgard.com/Warranty**

Due to the natural materials in our products, colors may vary from those shown on the cut sheet. We recommend viewing actual product samples to ensure the perfect color and finish for each project.

# BELGARD®

AN OLDCASTLE® APG OUTDOOR BRAND

**CLARKSVILLE**  
4235 Guthrie Highway  
Clarksville, TN 37040  
Ph: 931-647-3308

**ROCKWOOD**  
600 Cardiff Valley Road  
Rockwood, TN 37854  
Ph: 888-624-3088


© 2026 Oldcastle® APG, Inc. All Rights Reserved. BEL25-D-555600 | GMS Mid-South | Revised 01/2026



# DIMENSIONS™ 18

## 3-Piece System | 60mm

Contemporary design meets traditional appeal with a smooth face and crisp, clean lines that pair well with any architectural style.



### PALLET INFORMATION

DIMENSIONS™ 18		SQFT/ PALLET	UNITS/ LAYER	SQFT/ LAYER	LAYER/ PALLET	WEIGHT/ PALLET
3-PIECE	9 x 18 x 2⅜	112.5	-	11.25	10	3075
	18 x 18 x 2⅜		-			
	18 x 27 x 2⅜		-			

### SHAPES & SIZES

#### 3-PIECE



9 x 18 x 2⅜



18 x 18 x 2⅜



18 x 27 x 2⅜





CHESWICK



SAVANNAH



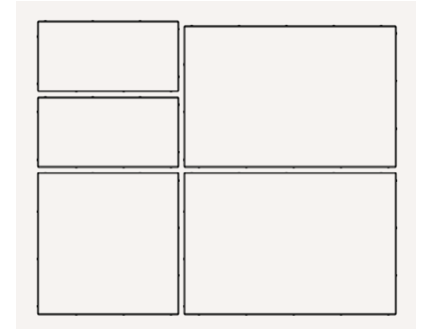
TEAK

## LEARN MORE

View the product page on [Beldgard.com](https://Belgard.com) for more information



## PALLET LAYOUT



## TECHNICAL SPECS

- True 3" increments for simplified design, quoting and ordering
- Compatible with all modular paver lines—look for Modular Sizing icon
- Modular dimensions reduce cuts, installation time, and waste
- Modular compatibility allows more creative pattern options
- Maximized pallet layout for jobsite efficiencies
- Ideal for patios, walkways and pool decks
- Surface and micro-chamfer are ADA-compliant and minimize wheelchair vibration

## QUALITY FOR LIFE

Every step of our manufacturing process incorporates rigorous research, testing and quality assurance. We demand the highest quality from each of our facilities across North America. We believe in creating world-class building products that stand the test of time. See our lifetime warranty at [Beldgard.com/Warranty](https://Belgard.com/Warranty)

Due to the natural materials in our products, colors may vary from those shown on the cut sheet. We recommend viewing actual product samples to ensure the perfect color and finish for each project.



# DIMENSIONS™ 18

## 3-Piece System | 60mm

The smooth, consistent finish of DuraFusion Technology complements the clean lines and linear surface for contemporary style with enhanced texture, color and wear-resistance.



### PALLET INFORMATION

DIMENSIONS™ 18		SQFT/ PALLET	UNITS/ LAYER	SQFT/ LAYER	LAYER/ PALLET	WEIGHT/ PALLET
3-PIECE	9 x 18 x 2⅜	112.5	-	11.25	10	2981.30
	18 x 18 x 2⅜		-			
	18 x 27 x 2⅜		-			

### SHAPES & SIZES

#### 3-PIECE



9 x 18 x 2⅜



18 x 18 x 2⅜



18 x 27 x 2⅜





ANTHRACITE 



HICKORY 



SCANDINA GRAY 



SEPIA 



SHADED GRAY 

## LEARN MORE

View the product page on **Belgard.com** for more information



## PALLET LAYOUT



## TECHNICAL SPECS

- True 3" increments for simplified design, quoting and ordering
- Compatible with all modular paver lines—look for Modular Sizing icon
- Modular dimensions reduce cuts, installation time, and waste
- Modular compatibility allows more creative pattern options
- Maximized pallet layout for jobsite efficiencies
- Ideal for patios, walkways and pool decks
- Surface and micro-chamfer are ADA-compliant and minimize wheelchair vibration

## **DuraFusion™ Technology**

A bold, vibrant finish with a smoother, tighter texture

## QUALITY FOR LIFE

Every step of our manufacturing process incorporates rigorous research, testing and quality assurance. We demand the highest quality from each of our facilities across North America. We believe in creating world-class building products that stand the test of time. See our lifetime warranty at **Belgard.com/Warranty**

Due to the natural materials in our products, colors may vary from those shown on the cut sheet. We recommend viewing actual product samples to ensure the perfect color and finish for each project.

# BELGARD®

AN OLDCASTLE® APG OUTDOOR BRAND

**CLARKSVILLE**  
4235 Guthrie Highway  
Clarksville, TN 37040  
Ph: 931-647-3308

**ROCKWOOD**  
600 Cardiff Valley Road  
Rockwood, TN 37854  
Ph: 888-624-3088


© 2026 Oldcastle® APG, Inc. All Rights Reserved. BEL25-D-555600 | GMS Mid-South | Revised 01/2026



# DIMENSIONS™

Paver | 60mm | 80mm

Accentuate contemporary style with a smooth, linear surface that is ideal for driveways and borders and enriched with DuraFusion Technology for enhanced color, texture, and wear-resistance.



MODULAR  
SIZING



DURAFUSION  
TECHNOLOGY



DRIVEWAY  
APPROVED



ACCESSIBLE  
SURFACE

## PALLET INFORMATION

DIMENSIONS™ PAVER		SQFT/ PALLET	UNITS/ LAYER	SQFT/ LAYER	LAYER/ PALLET	WEIGHT/ PALLET
6 X 12 60MM	6 x 12 x 2 <sup>3</sup> / <sub>8</sub>	120	24	12	10	2985
6 X 12 80MM	6 x 12 x 3 <sup>1</sup> / <sub>8</sub>	96	24	12	8	3285

## SHAPES & SIZES

6 X 12 | 60MM



6 X 12 | 80MM







BOURBON 



FOG   
Only available in 60mm



MIDNIGHT 




PEARL   
Only available in 60mm

## LEARN MORE

View the product page on **Belgard.com** for more information



## PALLET LAYOUT



## TECHNICAL SPECS

- True 3" increments for simplified design, quoting and ordering
- Compatible with all modular paver lines—look for Modular Sizing icon
- Modular dimensions reduce cuts, installation time, and waste
- Modular compatibility allows more creative pattern options
- Maximized pallet layout for jobsite efficiencies
- Ideal for walkways, patios, borders, accents and residential driveways
- 80mm thickness rated for commercial vehicular applications
- Surface and micro-chamfer are ADA-compliant and minimize wheelchair vibration



### DuraFusion™ Technology

A bold, vibrant finish with a smoother, tighter texture

## QUALITY FOR LIFE

Every step of our manufacturing process incorporates rigorous research, testing and quality assurance. We demand the highest quality from each of our facilities across North America. We believe in creating world-class building products that stand the test of time. See our lifetime warranty at **Belgard.com/Warranty**


Due to the natural materials in our products, colors may vary from those shown on the cut sheet. We recommend viewing actual product samples to ensure the perfect color and finish for each project.



# DIMENSIONS™

## Paver | 60mm

Contemporary style is accentuated with a smooth, linear surfaced paver that is ideal for installation of driveways, accents and small patios.



Dimensions™ 6 X 9



MODULAR  
SIZING



DRIVEWAY  
APPROVED



ACCESSIBLE  
SURFACE

### PALLET INFORMATION

DIMENSIONS™ PAVER		SQFT/ PALLET	UNITS/ LAYER	SQFT/ LAYER	LAYER/ PALLET	WEIGHT/ PALLET
60MM	6 x 9 x 2⅜	112.5	30	11.2	10	3024

### SHAPES & SIZES

60MM



6 x 9 x 2⅜





BOURBON



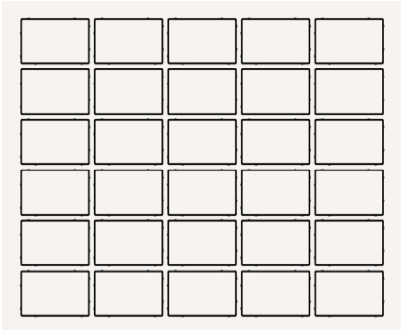
MIDNIGHT

## LEARN MORE

View the product page on [Beldgard.com](https://Belgard.com) for more information



### PALLET LAYOUT



### TECHNICAL SPECS

- True 3" increments for simplified design, quoting and ordering
- Compatible with all modular paver lines—look for Modular Sizing icon
- Modular dimensions reduce cuts, installation time, and waste
- Modular compatibility allows more creative pattern options
- Maximized pallet layout for jobsite efficiencies
- Ideal for walkways, patios, borders, accents and residential driveways
- Surface and micro-chamfer are ADA-compliant and minimize wheelchair vibration

### QUALITY FOR LIFE

Every step of our manufacturing process incorporates rigorous research, testing and quality assurance. We demand the highest quality from each of our facilities across North America. We believe in creating world-class building products that stand the test of time. See our lifetime warranty at [Beldgard.com/Warranty](https://Belgard.com/Warranty)


Due to the natural materials in our products, colors may vary from those shown on the cut sheet. We recommend viewing actual product samples to ensure the perfect color and finish for each project.



# DIMENSIONS™

## Paver | 60mm

Ideal for driveways, borders, accents and small patios, the smooth, linear surface is enriched with DuraFusion Technology for refined texture and enhanced color and wear-resistance.



MODULAR  
SIZING



DRIVEWAY  
APPROVED



ACCESSIBLE  
SURFACE



DURAFUSION  
TECHNOLOGY

### PALLET INFORMATION

DIMENSIONS™ PAVER		SQFT/ PALLET	UNITS/ LAYER	SQFT/ LAYER	LAYER/ PALLET	WEIGHT/ PALLET
60MM	6 x 9 x 2⅜	112.5	30	11.2	10	3024

### SHAPES & SIZES

60MM



6 x 9 x 2⅜





BOURBON 



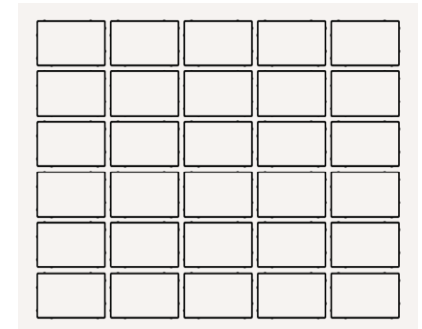
MIDNIGHT 

## LEARN MORE

View the product page on **Belgard.com** for more information




## PALLET LAYOUT



## TECHNICAL SPECS

- True 3" increments for simplified design, quoting and ordering
- Compatible with all modular paver lines—look for Modular Sizing icon
- Modular dimensions reduce cuts, installation time, and waste
- Modular compatibility allows more creative pattern options
- Maximized pallet layout for jobsite efficiencies
- Ideal for walkways, patios, borders, accents and residential driveways
- Surface and micro-chamfer are ADA-compliant and minimize wheelchair vibration

 **DuraFusion™ Technology**  
A bold, vibrant finish with a smoother, tighter texture

## QUALITY FOR LIFE

Every step of our manufacturing process incorporates rigorous research, testing and quality assurance. We demand the highest quality from each of our facilities across North America. We believe in creating world-class building products that stand the test of time. See our lifetime warranty at **Belgard.com/Warranty**


Due to the natural materials in our products, colors may vary from those shown on the cut sheet. We recommend viewing actual product samples to ensure the perfect color and finish for each project.



# DIMENSIONS™

## Plank | 60mm

Clean lines and an elongated plank shape offer a truly modern architectural appearance and a smooth face enriched with DuraFusion Technology for enhanced color, texture and wear-resistance.



### PALLET INFORMATION

DIMENSIONS™ PLANK		SQFT/ PALLET	UNITS/ LAYER	SQFT/ LAYER	LAYER/ PALLET	WEIGHT/ PALLET
3 X 12 60MM	3 x 12 x 2 <sup>3</sup> / <sub>8</sub>	110	44	11	10	3095

### SHAPES & SIZES

3 X 12 | 60MM



3 x 12 x 2<sup>3</sup>/<sub>8</sub>





BOURBON 



FOG 



MIDNIGHT 



PEARL 




ROSEWOOD 

## LEARN MORE

View the product page on **Belgard.com** for more information



## PALLET LAYOUT



## TECHNICAL SPECS

- True 3" increments for simplified design, quoting and ordering
- Compatible with all modular paver lines—look for Modular Sizing icon
- Modular dimensions reduce cuts, installation time, and waste
- Modular compatibility allows more creative pattern options
- Maximized pallet layout for jobsite efficiencies
- Ideal for walkways, patios, borders, and accents
- Surface and micro-chamfer are ADA-compliant and minimize wheelchair vibration



### DuraFusion™ Technology

A bold, vibrant finish with a smoother, tighter texture

## QUALITY FOR LIFE

Every step of our manufacturing process incorporates rigorous research, testing and quality assurance. We demand the highest quality from each of our facilities across North America. We believe in creating world-class building products that stand the test of time. See our lifetime warranty at **Belgard.com/Warranty**

Due to the natural materials in our products, colors may vary from those shown on the cut sheet. We recommend viewing actual product samples to ensure the perfect color and finish for each project.

**BELGARD®**

AN OLDCASTLE® APG OUTDOOR BRAND

**CLARKSVILLE**  
4235 Guthrie Highway  
Clarksville, TN 37040  
Ph: 931-647-3308

**ROCKWOOD**  
600 Cardiff Valley Road  
Rockwood, TN 37854  
Ph: 888-624-3088


© 2026 Oldcastle® APG, Inc. All Rights Reserved. BEL25-D-555600 | GMS Mid-South | Revised 01/2026



# DIMENSIONS™

## Slab | 60mm

An expansive size, clean lines and linear surface are enriched with DuraFusion Technology for the enhanced texture, color and wear-resistance of contemporary designs.



MODULAR  
SIZING



DURAFUSION  
TECHNOLOGY



ACCESSIBLE  
SURFACE

### PALLET INFORMATION

DIMENSIONS™ SLAB		SQFT/ PALLET	UNITS/ LAYER	SQFT/ LAYER	LAYER/ PALLET	WEIGHT/ PALLET
9 X 18	9 x 18 x 2 <sup>3</sup> / <sub>8</sub>	112.5	10	11.25	10	3220
15 X 30	15 x 30 x 2 <sup>3</sup> / <sub>8</sub>	93.75	3	9.375	10	3125
24 X 36	24 x 36 x 2 <sup>3</sup> / <sub>8</sub>	120	60	12	10	3225
12 X 24	12 x 24 x 2 <sup>3</sup> / <sub>8</sub>	120	6	12	10	3230
24 X 24	24 x 24 x 2 <sup>3</sup> / <sub>8</sub>	80	2	8	10	2170

### SHAPES & SIZES

9 X 18



9 x 18 x 2<sup>3</sup>/<sub>8</sub>

15 X 30



15 x 30 x 2<sup>3</sup>/<sub>8</sub>

24 X 36



24 x 36 x 2<sup>3</sup>/<sub>8</sub>

12 X 24



12 x 24 x 2<sup>3</sup>/<sub>8</sub>

24 X 24



24 x 24 x 2<sup>3</sup>/<sub>8</sub>





ANTHRACITE 



HICKORY 



SCANDINA GRAY 



SEPIA 



SHADED GRAY 

## LEARN MORE

View the product page on **Belgard.com** for more information



## TECHNICAL SPECS

- True 3" increments for simplified design, quoting and ordering
- Compatible with all modular paver lines—look for Modular Sizing icon
- Modular dimensions reduce cuts, installation time, and waste
- Modular compatibility allows more creative pattern options
- Maximized pallet layout for jobsite efficiencies
- Ideal for patios, walkways and pool decks
- Surface and micro-chamfer are ADA-compliant and minimize wheelchair vibration

## **DuraFusion™ Technology**

A bold, vibrant finish with a smoother, tighter texture

## QUALITY FOR LIFE

Every step of our manufacturing process incorporates rigorous research, testing and quality assurance. We demand the highest quality from each of our facilities across North America. We believe in creating world-class building products that stand the test of time. See our lifetime warranty at **Belgard.com/Warranty**

Due to the natural materials in our products, colors may vary from those shown on the cut sheet. We recommend viewing actual product samples to ensure the perfect color and finish for each project.

**BELGARD®**

AN OLDCASTLE® APG OUTDOOR BRAND

**CLARKSVILLE**  
4235 Guthrie Highway  
Clarksville, TN 37040  
Ph: 931-647-3308

**ROCKWOOD**  
600 Cardiff Valley Road  
Rockwood, TN 37854  
Ph: 888-624-3088


© 2026 Oldcastle® APG, Inc. All Rights Reserved. BEL25-D-555600 | GMS Mid-South | Revised 01/2026



# DIMENSIONS™ ANTIQUED

## 3-Piece Paver | 60mm

Reminiscent of hand-laid Mediterranean stone, the natural weathered texture creates an artisanal look of timeless sophistication.



MODULAR  
SIZING



DRIVEWAY  
APPROVED

### PALLET INFORMATION

DIMENSIONS™ ANTIQUED		SQFT/ PALLET	UNITS/ LAYER	SQFT/ LAYER	LAYER/ PALLET	WEIGHT/ PALLET
3-PIECE	3 x 6 x 2⅜	120	-	12	10	3226
	6 x 6 x 2⅜		-			
	6 x 9 x 2⅜		-			
PAVER	6 x 9 x 2⅜	112.5	-	10	-	3024

### SHAPES & SIZES

#### 3-PIECE



3 x 6 x 2⅜



6 x 6 x 2⅜



6 x 9 x 2⅜

#### PAVER



6 x 9 x 2⅜





**ANTHRACITE**  
Only available in 3-Piece




**BOURBON**  
Only available in 6 x 9



**CHESWICK**



**HICKORY**  
Only available in 3-Piece




**MIDNIGHT**  
Only available in 6 x 9



**POTOMAC**



**SAVANNAH**




**SHADED GRAY**

## LEARN MORE


View the product page on **Belgard.com** for more information



## PALLET LAYOUT



3-PIECE



6 X 9

## TECHNICAL SPECS

- True 3" increments for simplified design, quoting and ordering
- Compatible with all modular paver lines—look for Modular Sizing icon
- Modular dimensions reduce cuts, installation time, and waste
- Modular compatibility allows more creative pattern options
- Maximized pallet layout for jobsite efficiencies
- Ideal for patios, walkways and residential vehicular applications

## QUALITY FOR LIFE

Every step of our manufacturing process incorporates rigorous research, testing and quality assurance. We demand the highest quality from each of our facilities across North America. We believe in creating world-class building products that stand the test of time. See our lifetime warranty at **Belgard.com/Warranty**


Due to the natural materials in our products, colors may vary from those shown on the cut sheet. We recommend viewing actual product samples to ensure the perfect color and finish for each project.



# ECO URBANA™

## 3-Piece Permeable | 80mm

Chiseled textures and contours recall the look of vintage cut stone in a multi-piece permeable system perfect for rainwater management.



DRIVEWAY  
APPROVED



ACCESSIBLE  
SURFACE



PERMEABLE  
APPLICATION

### PALLET INFORMATION

ECO URBANA™		SQFT/ PALLET	UNITS/ LAYER	SQFT/ LAYER	LAYER/ PALLET	WEIGHT/ PALLET
3-PIECE	3 <sup>15</sup> / <sub>16</sub> x 7 <sup>7</sup> / <sub>8</sub> x 3 <sup>1</sup> / <sub>8</sub>	90	9	1.88	8	3200
	7 <sup>7</sup> / <sub>8</sub> x 7 <sup>7</sup> / <sub>8</sub> x 3 <sup>1</sup> / <sub>8</sub>		9	3.75		
	7 <sup>7</sup> / <sub>8</sub> x 11 <sup>13</sup> / <sub>16</sub> x 3 <sup>1</sup> / <sub>8</sub>		9	5.63		

### SHAPES & SIZES

#### 3-PIECE | 80MM



3<sup>15</sup>/<sub>16</sub> x 7<sup>7</sup>/<sub>8</sub> x 3<sup>1</sup>/<sub>8</sub>



7<sup>7</sup>/<sub>8</sub> x 7<sup>7</sup>/<sub>8</sub> x 3<sup>1</sup>/<sub>8</sub>



7<sup>7</sup>/<sub>8</sub> x 11<sup>13</sup>/<sub>16</sub> x 3<sup>1</sup>/<sub>8</sub>





AVONDALE



CHESWICK



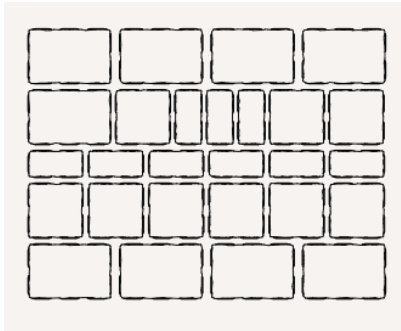
IRON BAY

# LEARN MORE

View the product page on [Belgard.com](https://Belgard.com) for more information



## PALLET LAYOUT



## TECHNICAL SPECS

- Can improve quantity and quality of stormwater runoff
- Interlocking spacer bars for increased structural performance
- Joint openings for infiltration and maintenance
- Ideal for walkways, patios and residential vehicular applications
- Can be used to construct ADA-compliant pavement

## QUALITY FOR LIFE

Every step of our manufacturing process incorporates rigorous research, testing and quality assurance. We demand the highest quality from each of our facilities across North America. We believe in creating world-class building products that stand the test of time. See our lifetime warranty at [Belgard.com/Warranty](https://Belgard.com/Warranty)

Due to the natural materials in our products, colors may vary from those shown on the cut sheet. We recommend viewing actual product samples to ensure the perfect color and finish for each project.



# EMPIRE™

Paver | 60mm

A hand-tooled look for classic herringbone and basketweave patterns features seven distinct textures to create striking visual rhythm and is enriched with DuraFusion Technology for enhanced wear-resistance.



MODULAR  
SIZING



ACCESSIBLE  
SURFACE



DURAFUSION  
TECHNOLOGY

## PALLET INFORMATION

EMPIRE™		SQFT/ PALLET	UNITS/ LAYER	SQFT/ LAYER	LAYER/ PALLET	WEIGHT/ PALLET
60MM	3 x 12 x 2 <sup>3</sup> / <sub>8</sub>	110	44	11	10	3085


## SHAPES & SIZES


3 X 12 | 60MM




3 x 12 x 2<sup>3</sup>/<sub>8</sub>





MIDNIGHT 



SCANDINA GRAY 

## LEARN MORE

View the product page on **Belgard.com** for more information



## TECHNICAL SPECS

- True 3" increments for simplified design, quoting and ordering
- Compatible with all modular paver lines—look for Modular Sizing icon
- Modular dimensions reduce cuts, installation time, and waste
- Modular compatibility allows more creative pattern options
- Maximized pallet layout for jobsite efficiencies
- Can be used to construct ADA-compliant pavement
- 7 unique textures per pallet
- Ideal for patios, walkways and accents
- Contemporary twist for classic herringbone and basketweave designs



### DuraFusion™ Technology

A bold, vibrant finish with a smoother, tighter texture

## QUALITY FOR LIFE

Every step of our manufacturing process incorporates rigorous research, testing and quality assurance. We demand the highest quality from each of our facilities across North America. We believe in creating world-class building products that stand the test of time. See our lifetime warranty at **Belgard.com/Warranty**

Due to the natural materials in our products, colors may vary from those shown on the cut sheet. We recommend viewing actual product samples to ensure the perfect color and finish for each project.

# BELGARD®

AN OLDCASTLE® APG OUTDOOR BRAND

**CLARKSVILLE**  
4235 Guthrie Highway  
Clarksville, TN 37040  
Ph: 931-647-3308

**ROCKWOOD**  
600 Cardiff Valley Road  
Rockwood, TN 37854  
Ph: 888-624-3088


© 2026 Oldcastle® APG, Inc. All Rights Reserved. BEL25-D-555600 | GMS Mid-South | Revised 01/2026



# HEXAGON

Paver | 60mm

A geometric standout, this smooth-faced paver supports contemporary layouts, inlaid accents, and art deco-inspired patterns and is enriched with DuraFusion Technology for enhanced color, texture and wear-resistance.



MODULAR  
SIZING



ACCESSIBLE  
SURFACE



DURAFUSION  
TECHNOLOGY

## PALLET INFORMATION

HEXAGON		SQFT/ PALLET	UNITS/ LAYER	SQFT/ LAYER	LAYER/ PALLET	WEIGHT/ PALLET
HEXAGON	12 x 12 x 2⅜	100.02	14	9.09	11	2845


## SHAPES & SIZES

HEXAGON




12 x 12 x 2⅜






ANTHRACITE 



SCANDINA GRAY 



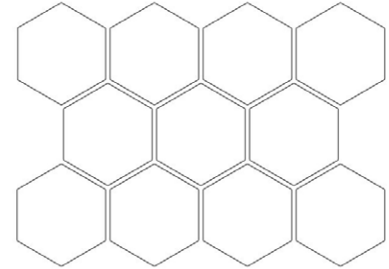
SHADED GRAY 

## LEARN MORE

View the product page on **Belgard.com** for more information




## PALLET LAYOUT



## TECHNICAL SPECS

- True 3" increments for simplified design, quoting and ordering
- Compatible with all modular paver lines—look for Modular Sizing icon
- Modular dimensions reduce cuts, installation time, and waste
- Modular compatibility allows more creative pattern options
- Maximized pallet layout for jobsite efficiencies
- Ideal for patios, walkways and inlaid designs
- Surface and micro-chamfer are ADA-compliant and minimize wheelchair vibration

 **DuraFusion™ Technology**  
A bold, vibrant finish with a smoother, tighter texture

## QUALITY FOR LIFE

Every step of our manufacturing process incorporates rigorous research, testing and quality assurance. We demand the highest quality from each of our facilities across North America. We believe in creating world-class building products that stand the test of time. See our lifetime warranty at **Belgard.com/Warranty**

Due to the natural materials in our products, colors may vary from those shown on the cut sheet. We recommend viewing actual product samples to ensure the perfect color and finish for each project.



# HOLLAND STONE

Paver | 60mm

The classic architectural appearance is derived from a smooth face and clean lines to offer traditional appeal.



DRIVEWAY  
APPROVED



ACCESSIBLE  
SURFACE

## PALLET INFORMATION

HOLLAND STONE		SQFT/ PALLET	UNITS/ LAYER	SQFT/ LAYER	LAYER/ PALLET	WEIGHT/ PALLET
60MM	4 x 8 x 2 3/8	120	54	12	10	3120

## SHAPES & SIZES

60MM



4 x 8 x 2 3/8





DRIFTWOOD



MIDNIGHT



POTOMAC



SAVANNAH



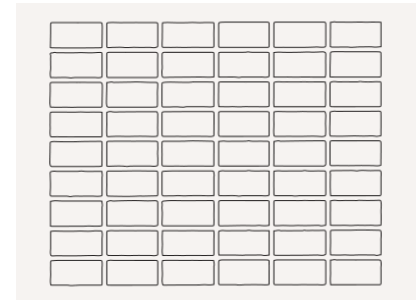
THUNDERHEAD

## LEARN MORE

View the product page on **Belgard.com** for more information



## PALLET LAYOUT



## TECHNICAL SPECS

- One size ideal for inlays, borders and as a stand-alone
- Ideal for patios, walkways and light vehicular applications for both residential and commercial projects
- Comprehensive library of installation patterns
- Surface and micro-chamfer are ADA-compliant and minimize wheelchair vibration

## QUALITY FOR LIFE

Every step of our manufacturing process incorporates rigorous research, testing and quality assurance. We demand the highest quality from each of our facilities across North America. We believe in creating world-class building products that stand the test of time. See our lifetime warranty at **Belgard.com/Warranty**

Due to the natural materials in our products, colors may vary from those shown on the cut sheet. We recommend viewing actual product samples to ensure the perfect color and finish for each project.



# MEGA-ARBEL®

Paver | 60mm

Mega-Arbel® offers the look and feel of natural flagstone. With an irregular shape and false joints, it creates a random look that flows harmoniously into the surrounding landscape.



## PALLET INFORMATION

MEGA-ARBEL®		SQFT/ PALLET	UNITS/ LAYER	SQFT/ LAYER	LAYER/ PALLET	WEIGHT/ PALLET
60MM	15⅜ x 21 x 2⅜	104.4	6	8.7	12	2925


## SHAPES & SIZES

60MM



15⅜ x 21 x 2⅜





SAVANNAH



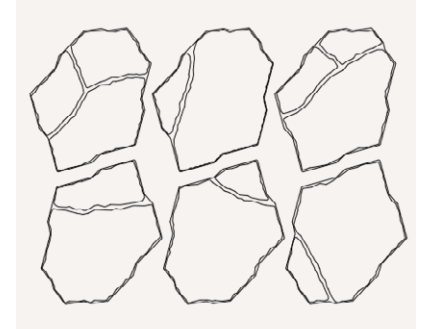
POTOMAC

## LEARN MORE

View the product page on **Belgard.com** for more information



## PALLET LAYOUT



## TECHNICAL SPECS

- Irregular interlocking system that utilizes a no-repeat pattern
- Ideal for walkways, patios and poolsides
- Singular shape with multiple false-joint\* face patterns for a random stone look

\*For best results with false-joint pavers, finish joints with Techniseal NextGel polymeric jointing sand

## QUALITY FOR LIFE

Every step of our manufacturing process incorporates rigorous research, testing and quality assurance. We demand the highest quality from each of our facilities across North America. We believe in creating world-class building products that stand the test of time. See our lifetime warranty at **Belgard.com/Warranty**

Due to the natural materials in our products, colors may vary from those shown on the cut sheet. We recommend viewing actual product samples to ensure the perfect color and finish for each project.



# MEGA-STONE™

Paver | 80mm

The chiseled face and singular rectangular shape allow the creation of herringbone and running bond designs with old-world charm.



DRIVEWAY  
APPROVED

## PALLET INFORMATION

MEGA-STONE™		SQFT/ PALLET	UNITS/ LAYER	SQFT/ LAYER	LAYER/ PALLET	WEIGHT/ PALLET
80MM	4¾ x 9½ x 3⅞	98	-	10.89	9	3357

## SHAPES & SIZES

80MM



4¾ x 9½ x 3⅞





ARDENNES



MIDNIGHT

## LEARN MORE

View the product page on **Belgard.com** for more information



## TECHNICAL SPECS

- Strong and durable
- Ideal for high traffic areas
- Ideal for walkways, patios, borders, accents and residential driveways

## QUALITY FOR LIFE

Every step of our manufacturing process incorporates rigorous research, testing and quality assurance. We demand the highest quality from each of our facilities across North America. We believe in creating world-class building products that stand the test of time. See our lifetime warranty at **Belgard.com/Warranty**

Due to the natural materials in our products, colors may vary from those shown on the cut sheet. We recommend viewing actual product samples to ensure the perfect color and finish for each project.



# ORIGINS™ 6

## 3-Piece System | 60mm

Emulating the look and texture of natural stone, this paver system offers earthy tones and a slightly chiseled, yet refined surface that blends with the natural environment.



MODULAR  
SIZING



DRIVEWAY  
APPROVED



ACCESSIBLE  
SURFACE

### PALLET INFORMATION

ORIGINS™ 6		SQFT/ PALLET	UNITS/ LAYER	SQFT/ LAYER	LAYER/ PALLET	WEIGHT/ PALLET
3-PIECE	3 x 6 x 2⅜	120	16	12	10	3226
	6 x 6 x 2⅜		16			
	6 x 9 x 2⅜		16			

### SHAPES & SIZES

#### ORIGINS 6 | 60MM



3 x 6 x 2⅜



6 x 6 x 2⅜



6 x 9 x 2⅜





ASHWOOD



CHESWICK



IRON BAY



NEWPORT GRAY



POTOMAC



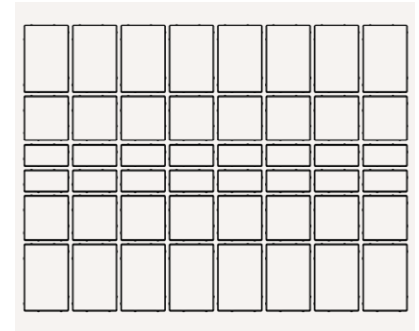
SAVANNAH

## LEARN MORE

View the product page on **Belgard.com** for more information



## PALLET LAYOUT



## TECHNICAL SPECS

- True 3" increments for simplified design, quoting and ordering
- Compatible with all modular paver lines—look for Modular Sizing icon
- Modular dimensions reduce cuts, installation time, and waste
- Modular compatibility allows more creative pattern options
- Maximized pallet layout for jobsite efficiencies
- Ideal for patios, walkways and residential vehicular applications
- Can be used to construct ADA-compliant pavement

## QUALITY FOR LIFE

Every step of our manufacturing process incorporates rigorous research, testing and quality assurance. We demand the highest quality from each of our facilities across North America. We believe in creating world-class building products that stand the test of time. See our lifetime warranty at **Belgard.com/Warranty**

Due to the natural materials in our products, colors may vary from those shown on the cut sheet. We recommend viewing actual product samples to ensure the perfect color and finish for each project.

# BELGARD®

AN OLDCASTLE® APG OUTDOOR BRAND

**CLARKSVILLE**  
4235 Guthrie Highway  
Clarksville, TN 37040  
Ph: 931-647-3308

**ROCKWOOD**  
600 Cardiff Valley Road  
Rockwood, TN 37854  
Ph: 888-624-3088


© 2026 Oldcastle® APG, Inc. All Rights Reserved. BEL25-D-555600 | GMS Mid-South | Revised 01/2026



# ORIGINS™ 12

## 3-Piece System | 60mm




Emulating the look and texture of natural stone, this paver system offers earthy tones and a slightly chiseled, yet refined surface that blends with the natural environment.



### PALLET INFORMATION

ORIGINS™ 12		SQFT/ PALLET	UNITS/ LAYER	SQFT/ LAYER	LAYER/ PALLET	WEIGHT/ PALLET
3-PIECE	6 x 12 x 2 <sup>3</sup> / <sub>8</sub>	120	-	12	10	3259
	12 x 12 x 2 <sup>3</sup> / <sub>8</sub>		-			
	12 x 18 x 2 <sup>3</sup> / <sub>8</sub>		-			

### SHAPES & SIZES

- 3-PIECE
-  6 x 12 x 2<sup>3</sup>/<sub>8</sub>
  -  12 x 12 x 2<sup>3</sup>/<sub>8</sub>
  -  12 x 18 x 2<sup>3</sup>/<sub>8</sub>





CHESWICK



LIMESTONE



POTOMAC



SAVANNAH



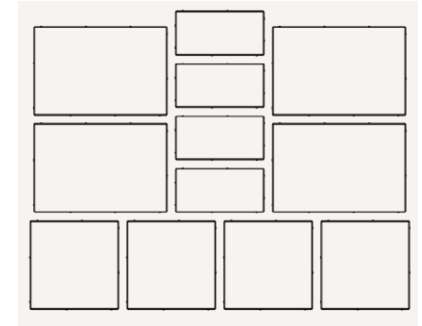
SHADED GRAY

## LEARN MORE

View the product page on [Belgard.com](https://www.belgard.com) for more information



## PALLET LAYOUT



## TECHNICAL SPECS

- True 3" increments for simplified design, quoting and ordering
- Compatible with all modular paver lines—look for Modular Sizing icon
- Modular dimensions reduce cuts, installation time, and waste
- Modular compatibility allows more creative pattern options
- Maximized pallet layout for jobsite efficiencies
- Ideal for patios, walkways and pool decks
- Can be used to construct ADA-compliant pavement

## QUALITY FOR LIFE

Every step of our manufacturing process incorporates rigorous research, testing and quality assurance. We demand the highest quality from each of our facilities across North America. We believe in creating world-class building products that stand the test of time. See our lifetime warranty at [Belgard.com/Warranty](https://www.belgard.com/Warranty)


Due to the natural materials in our products, colors may vary from those shown on the cut sheet. We recommend viewing actual product samples to ensure the perfect color and finish for each project.



# ORIGINS™ 12

## 3-Piece System | 60mm




Emulating the look and texture of natural stone, this paver system offers earthy tones and a chiseled face enriched with DuraFusion Technology for enhanced color, texture and wear-resistance.



### PALLET INFORMATION

ORIGINS™ 12		SQFT/ PALLET	UNITS/ LAYER	SQFT/ LAYER	LAYER/ PALLET	WEIGHT/ PALLET
3-PIECE	6 x 12 x 2⅜	120	-	12	10	3205
	12 x 12 x 2⅜		-			
	12 x 18 x 2⅜		-			

### SHAPES & SIZES

- 3-PIECE
-  6 x 12 x 2⅜
  -  12 x 12 x 2⅜
  -  12 x 18 x 2⅜






ASHWOOD 



CHESWICK 



IRON BAY 



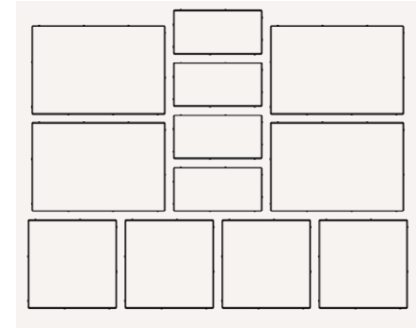
NEWPORT GRAY 

## LEARN MORE

View the product page on **Belgard.com** for more information



## PALLET LAYOUT



## TECHNICAL SPECS

- True 3" increments for simplified design, quoting and ordering
- Compatible with all modular paver lines—look for Modular Sizing icon
- Modular dimensions reduce cuts, installation time, and waste
- Modular compatibility allows more creative pattern options
- Maximized pallet layout for jobsite efficiencies
- Ideal for patios, walkways and pool decks
- Can be used to construct ADA-compliant pavement



### DuraFusion™ Technology

A bold, vibrant finish with a smoother, tighter texture

## QUALITY FOR LIFE

Every step of our manufacturing process incorporates rigorous research, testing and quality assurance. We demand the highest quality from each of our facilities across North America. We believe in creating world-class building products that stand the test of time. See our lifetime warranty at **Belgard.com/Warranty**


Due to the natural materials in our products, colors may vary from those shown on the cut sheet. We recommend viewing actual product samples to ensure the perfect color and finish for each project.



# ORIGINS™ 18

## 3-Piece System | 60mm

Emulating the look and texture of natural stone, this paver system offers earthy tones and a slightly chiseled, yet refined surface that blends with the natural environment.




### PALLET INFORMATION

ORIGINS™ 18		SQFT/ PALLET	UNITS/ LAYER	SQFT/ LAYER	LAYER/ PALLET	WEIGHT/ PALLET
3-PIECE	9 x 18 x 2 <sup>3</sup> / <sub>8</sub>	112.5	-	11.25	10	2995
	18 x 18 x 2 <sup>3</sup> / <sub>8</sub>		-			
	18 x 27 x 2 <sup>3</sup> / <sub>8</sub>		-			

### SHAPES & SIZES

#### 3-PIECE







CHESWICK



SAVANNAH



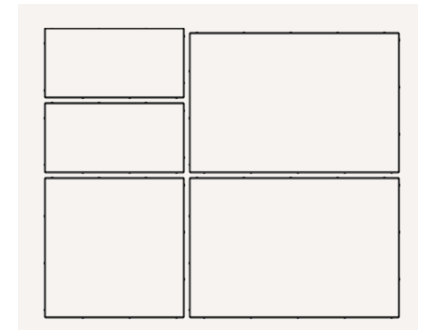
SHADED GRAY

## LEARN MORE

View the product page on **Belgard.com** for more information



## PALLET LAYOUT



## TECHNICAL SPECS

- True 3" increments for simplified design, quoting and ordering
- Compatible with all modular paver lines—look for Modular Sizing icon
- Modular dimensions reduce cuts, installation time, and waste
- Modular compatibility allows more creative pattern options
- Maximized pallet layout for jobsite efficiencies
- Ideal for patios, walkways and pool decks
- Can be used to construct ADA-compliant pavement

## QUALITY FOR LIFE

Every step of our manufacturing process incorporates rigorous research, testing and quality assurance. We demand the highest quality from each of our facilities across North America. We believe in creating world-class building products that stand the test of time. See our lifetime warranty at **Belgard.com/Warranty**


Due to the natural materials in our products, colors may vary from those shown on the cut sheet. We recommend viewing actual product samples to ensure the perfect color and finish for each project.



# ORIGINS™ 18

## 3-Piece System | 60mm

Emulating the look and texture of natural stone, this paver system offers earthy tones and a chiseled face enriched with DuraFusion Technology for enhanced texture, color and wear-resistance.



MODULAR  
SIZING



ACCESSIBLE  
SURFACE



DURAFUSION  
TECHNOLOGY

### PALLET INFORMATION

ORIGINS™ 18		SQFT/ PALLET	UNITS/ LAYER	SQFT/ LAYER	LAYER/ PALLET	WEIGHT/ PALLET
3-PIECE	9 x 18 x 2⅜	112.5	-	11.25	10	2995
	18 x 18 x 2⅜		-			
	18 x 27 x 2⅜		-			

### SHAPES & SIZES

#### 3-PIECE

 9 x 18 x 2⅜

 18 x 18 x 2⅜

 18 x 27 x 2⅜






ASHWOOD 



CHESWICK 



IRON BAY 



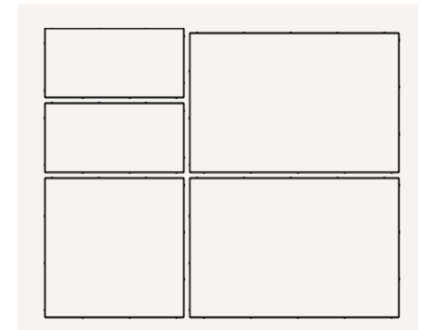
NEWPORT GRAY 

## LEARN MORE

View the product page on **Belgard.com** for more information



## PALLET LAYOUT



## TECHNICAL SPECS

- True 3" increments for simplified design, quoting and ordering
- Compatible with all modular paver lines—look for Modular Sizing icon
- Modular dimensions reduce cuts, installation time, and waste
- Modular compatibility allows more creative pattern options
- Maximized pallet layout for jobsite efficiencies
- Ideal for patios, walkways and pool decks
- Can be used to construct ADA-compliant pavement



### DuraFusion™ Technology

A bold, vibrant finish with a smoother, tighter texture

## QUALITY FOR LIFE

Every step of our manufacturing process incorporates rigorous research, testing and quality assurance. We demand the highest quality from each of our facilities across North America. We believe in creating world-class building products that stand the test of time. See our lifetime warranty at **Belgard.com/Warranty**


Due to the natural materials in our products, colors may vary from those shown on the cut sheet. We recommend viewing actual product samples to ensure the perfect color and finish for each project.



# ORIGINS™ 6 X 9

Paver | 60mm

With a subtle chiseled stone face, this paver is an ideal choice for driveways, small patios, or for adding a touch of texture as a distinctive border, accent banding and inlaid design.



MODULAR  
SIZING



DRIVEWAY  
APPROVED



ACCESSIBLE  
SURFACE

## PALLET INFORMATION

ORIGINS™ PAVER		SQFT/ PALLET	UNITS/ LAYER	SQFT/ LAYER	LAYER/ PALLET	WEIGHT/ PALLET
60MM	6 x 9 x 2⅜	112.5	-	10	-	3024

## SHAPES & SIZES

60MM



6 x 9 x 2⅜





BOURBON



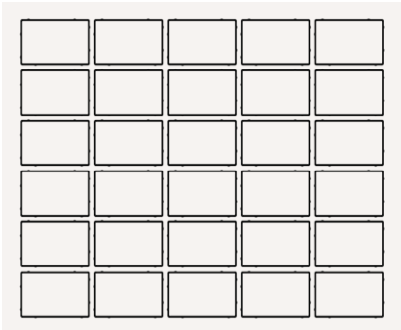
MIDNIGHT

LEARN MORE

View the product page on **Belgard.com** for more information



PALLET LAYOUT



TECHNICAL SPECS

- True 3" increments for simplified design, quoting and ordering
- Compatible with all modular paver lines—look for Modular Sizing icon
- Modular dimensions reduce cuts, installation time, and waste
- Modular compatibility allows more creative pattern options
- Maximized pallet layout for jobsite efficiencies
- Ideal for walkways, patios, borders, accents and residential driveways
- Can be used to construct ADA-compliant pavement

QUALITY FOR LIFE

Every step of our manufacturing process incorporates rigorous research, testing and quality assurance. We demand the highest quality from each of our facilities across North America. We believe in creating world-class building products that stand the test of time. See our lifetime warranty at **Belgard.com/Warranty**


Due to the natural materials in our products, colors may vary from those shown on the cut sheet. We recommend viewing actual product samples to ensure the perfect color and finish for each project.



# PAPYRUS™

## 3-Piece Paver | 60mm

An organic textural experience with modern elegance, this paver's unique face offers a hand-tooled look enriched with DuraFusion Technology for enhanced color, texture and wear-resistance.



MODULAR  
SIZING



DURAFUSION  
TECHNOLOGY



ACCESSIBLE  
SURFACE

### PALLET INFORMATION

PAPYRUS™		SQFT/ PALLET	UNITS/ LAYER	SQFT/ LAYER	LAYER/ PALLET	WEIGHT/ PALLET
3-PIECE	9 x 18 x 2 <sup>3</sup> / <sub>8</sub>	112.5	-	11.25	10	2981
	18 x 18 x 2 <sup>3</sup> / <sub>8</sub>		-			
	18 x 27 x 2 <sup>3</sup> / <sub>8</sub>		-			

### SHAPES & SIZES

#### 3-PIECE



9 x 18 x 2<sup>3</sup>/<sub>8</sub>



18 x 18 x 2<sup>3</sup>/<sub>8</sub>



18 x 27 x 2<sup>3</sup>/<sub>8</sub>





SCANDINA GRAY 



SEPIA 

## LEARN MORE

View the product page on **Belgard.com** for more information



## TECHNICAL SPECS

- True 3" increments for simplified design, quoting and ordering
- Compatible with all modular paver lines—look for Modular Sizing icon
- Modular dimensions reduce cuts, installation time, and waste
- Modular compatibility allows more creative pattern options
- Maximized pallet layout for jobsite efficiencies
- Ideal for patios, walkways and pool decks
- Can be used to construct ADA-compliant pavement



### DuraFusion™ Technology

A bold, vibrant finish with a smoother, tighter texture

## QUALITY FOR LIFE

Every step of our manufacturing process incorporates rigorous research, testing and quality assurance. We demand the highest quality from each of our facilities across North America. We believe in creating world-class building products that stand the test of time. See our lifetime warranty at **Belgard.com/Warranty**


Due to the natural materials in our products, colors may vary from those shown on the cut sheet. We recommend viewing actual product samples to ensure the perfect color and finish for each project.



# TRAVERTINO

## 3-Piece Paver | 60mm

The upscale natural look of travertine with a slightly pitted surface defines this multi-piece system featuring DuraFusion Technology for enhanced color, texture and wear-resistance.



MODULAR  
SIZING



DURAFUSION  
TECHNOLOGY



ACCESSIBLE  
SURFACE

### PALLET INFORMATION

TRAVERTINO		SQFT/ PALLET	UNITS/ LAYER	SQFT/ LAYER	LAYER/ PALLET	WEIGHT/ PALLET
3-PIECE 60MM	6 x 12 x 2 <sup>3</sup> / <sub>8</sub>	120	-	12	10	3180
	12 x 12 x 2 <sup>3</sup> / <sub>8</sub>		-			
	12 x 18 x 2 <sup>3</sup> / <sub>8</sub>		-			

### SHAPES & SIZES

#### 3-PIECE | 60MM



6 x 12 x 2<sup>3</sup>/<sub>8</sub>



12 x 12 x 2<sup>3</sup>/<sub>8</sub>



12 x 18 x 2<sup>3</sup>/<sub>8</sub>





CHESWICK 



DUNES 

## LEARN MORE

View the product page on **Belgard.com** for more information



## TECHNICAL SPECS

- True 3" increments for simplified design, quoting and ordering
- Compatible with all modular paver lines—look for Modular Sizing icon
- Modular dimensions reduce cuts, installation time, and waste
- Modular compatibility allows more creative pattern options
- Maximized pallet layout for jobsite efficiencies
- Ideal for patios, walkways and pool decks
- Can be used to construct ADA-compliant pavement



### DuraFusion™ Technology

A bold, vibrant finish with a smoother, tighter texture

## QUALITY FOR LIFE

Every step of our manufacturing process incorporates rigorous research, testing and quality assurance. We demand the highest quality from each of our facilities across North America. We believe in creating world-class building products that stand the test of time. See our lifetime warranty at **Belgard.com/Warranty**

Due to the natural materials in our products, colors may vary from those shown on the cut sheet. We recommend viewing actual product samples to ensure the perfect color and finish for each project.

# BELGARD®

AN OLDCASTLE® APG OUTDOOR BRAND

**CLARKSVILLE**  
4235 Guthrie Highway  
Clarksville, TN 37040  
Ph: 931-647-3308

**ROCKWOOD**  
600 Cardiff Valley Road  
Rockwood, TN 37854  
Ph: 888-624-3088

© 2026 Oldcastle® APG, Inc. All Rights Reserved. BEL25-D-555600 | GMS Mid-South | Revised 01/2026



# TURFSTONE™

## Grid Paver | 80mm

An open lattice grid design offers turf or gravel infill, creating a unique hardscape design that works in harmony with nature.



DRIVEWAY  
APPROVED

### PALLET INFORMATION

TURFSTONE™		SQFT/ PALLET	UNITS/ LAYER	SQFT/ LAYER	LAYER/ PALLET	WEIGHT/ PALLET
80MM	15¾ x 23⅝ x 3⅞	128	5	12.8	10	3205


### SHAPES & SIZES

80MM



15¾ x 23⅝ x 3⅞






GRAY

## LEARN MORE

View the product page on [Belgard.com](https://Belgard.com) for more information



## PALLET LAYOUT



## TECHNICAL SPECS

- Manufactured in accordance with ASTM C1319
- Open lattice grid design for turf infill
- 40% surface opening with void space for creating a grass pavement
- Applications include driveways, parking stalls, ramps, service and emergency access lanes

## QUALITY FOR LIFE

Every step of our manufacturing process incorporates rigorous research, testing and quality assurance. We demand the highest quality from each of our facilities across North America. We believe in creating world-class building products that stand the test of time. See our lifetime warranty at [Belgard.com/Warranty](https://Belgard.com/Warranty)

Due to the natural materials in our products, colors may vary from those shown on the cut sheet. We recommend viewing actual product samples to ensure the perfect color and finish for each project.

# BELGARD®

AN OLDCASTLE® APG OUTDOOR BRAND

**CLARKSVILLE**  
4235 Guthrie Highway  
Clarksville, TN 37040  
Ph: 931-647-3308

**ROCKWOOD**  
600 Cardiff Valley Road  
Rockwood, TN 37854  
Ph: 888-624-3088


© 2026 Oldcastle® APG, Inc. All Rights Reserved. BEL25-D-555600 | GMS Mid-South | Revised 01/2026



# FOUNDATION™

Concrete Finish | 20mm

These pavers exude timeless sophistication and a uniform look achieved by a smooth, refined surface texture, polished concrete appearance, and neutral color tones.



SLIGHT SHADE  
VARIATION



ACCESSIBLE  
SURFACE

## PALLET INFORMATION

FOUNDATION™		SQFT/ PALLET	SQFT/ BOX	BOXES/ PALLET	PCS/ BOX	WEIGHT/ BOX	WEIGHT/ PALLET
24 X 24	23.54 x 23.54 x 3/4	275.04	7.64	36	2	67.84	2533.8


## SHAPES & SIZES

24 X 24



23.54 x 23.54 x 3/4





AMBER BEIGE **v2**



SCANDINA GRAY **v2**

## LEARN MORE

View the product page on **Belgard.com** for more information



## TECHNICAL SPECS

- Incredibly high breakage loads, up to 3,000 pounds
- Can be cleaned with normal household cleaners and even pressure washed with a low pressure washing device\*
- High-density structure and ultra-low absorption rate provide a tight surface texture that fends off surface mold, moss, dirt and stains
- Unaffected by alkalis, acids, chemical agents, salt and other de-icing materials
- Structured top textures create non-slip surfaces
- Freeze-thaw resistant—100% frost-free and properties remain unaltered at temperatures ranging from -51.1° to + 60° C (-60°F to +140°F)
- Can be installed on a pedestal system for plaza and rooftop installations
- Suitable for ADA-compliant installations

\* It is important that all pressure washing of your porcelain pavers be done with a low pressure washer with a maximum of 1600 psi and nothing more powerful. When pressure washing your installation, care should be taken to prevent damage to the grout (adhesive and grout installations) and some re-sanding will be necessary when power washing an installation with sand or polymeric sand joints.

## QUALITY FOR LIFE

Every step of our manufacturing process incorporates rigorous research, testing and quality assurance. We demand the highest quality from each of our facilities across North America. We believe in creating world-class building products that stand the test of time. See our lifetime warranty at **Belgard.com/Warranty**

Due to the natural materials in our products, colors may vary from those shown on the cut sheet. We recommend viewing actual product samples to ensure the perfect color and finish for each project.



# GENOA™

Stone Finish | 20mm

Subtle nuances of natural stone and a smooth, non-slip texture make this porcelain paver the choice for blending earthy tones with a weathered patina for timeless aesthetics.



SLIGHT SHADE  
VARIATION



ACCESSIBLE  
SURFACE

## PALLET INFORMATION

GENOA™		SQFT/ PALLET	SQFT/ BOX	BOXES/ PALLET	PCS/ BOX	WEIGHT/ BOX	WEIGHT/ PALLET
12 X 24	11.73 x 23.54 x 3/4	303.6	7.59	40	4	68.23	2807
24 X 24	23.54 x 23.54 x 3/4	275.04	7.64	36	2	67.84	2533.8

## SHAPES & SIZES

12 X 24



11.73 x 23.54 x 3/4

24 X 24



23.54 x 23.54 x 3/4





BLANCO 



CREMA 

## LEARN MORE

View the product page on **Belgard.com** for more information



## TECHNICAL SPECS

- Incredibly high breakage loads, up to 3,000 pounds
- Can be cleaned with normal household cleaners and even pressure washed with a low pressure washing device\*
- High-density structure and ultra-low absorption rate provide a tight surface texture that fends off surface mold, moss, dirt and stains
- Unaffected by alkalis, acids, chemical agents, salt and other de-icing materials
- Structured top textures create non-slip surfaces
- Freeze-thaw resistant—100% frost-free and properties remain unaltered at temperatures ranging from -51.1° to + 60° C (-60°F to +140°F)
- Can be installed on a pedestal system for plaza and rooftop installations
- Suitable for ADA-compliant installations

\* It is important that all pressure washing of your porcelain pavers be done with a low pressure washer with a maximum of 1600 psi and nothing more powerful. When pressure washing your installation, care should be taken to prevent damage to the grout (adhesive and grout installations) and some re-sanding will be necessary when power washing an installation with sand or polymeric sand joints.

## QUALITY FOR LIFE

Every step of our manufacturing process incorporates rigorous research, testing and quality assurance. We demand the highest quality from each of our facilities across North America. We believe in creating world-class building products that stand the test of time. See our lifetime warranty at **Belgard.com/Warranty**

Due to the natural materials in our products, colors may vary from those shown on the cut sheet. We recommend viewing actual product samples to ensure the perfect color and finish for each project.



# NOON

Wood Finish | 20mm

Warm and stylish, this contemporary expression of simplicity combines the look and feel of natural wood with the durability of porcelain.



**MIRAGE**  
INSPIRING BETTER LIVING



MODERATE SHADE  
VARIATION



HIGH SHADE  
VARIATION



ACCESSIBLE  
SURFACE

## PALLET INFORMATION

NOON		SQFT/ PALLET	SQFT/ BOX	BOXES/ PALLET	PCS/ BOX	WEIGHT/ BOX	WEIGHT/ PALLET
12 X 48	11.73 x 47.17	279	7.75	36	2	74	2664

## SHAPES & SIZES

12 X 48







DAYLIGHT | NN 01 ST 



EMBER | NN 02 ST 



HONEY | NN 03 ST 

## LEARN MORE

View the product page on **Belgard.com** for more information



## TECHNICAL SPECS

- Incredibly high breakage loads, up to 3,000 pounds
- Can be cleaned with normal household cleaners and even pressure washed with a low pressure washing device\*
- High-density structure and ultra-low absorption rate provide a tight surface texture that fends off surface mold, moss, dirt and stains
- Unaffected by alkalis, acids, chemical agents, salt and other de-icing materials
- Structured top textures create non-slip surfaces
- Freeze-thaw resistant—100% frost-free and properties remain unaltered at temperatures ranging from -51.1° to + 60° C (-60°F to +140°F)
- Suitable for ADA-compliant installations

\* It is important that all pressure washing of your porcelain pavers be done with a low pressure washer with a maximum of 1600 psi and nothing more powerful. When pressure washing your installation, care should be taken to prevent damage to the grout (adhesive and grout installations) and some re-sanding will be necessary when power washing an installation with sand or polymeric sand joints.

Due to the natural materials in our products, colors may vary from those shown on the cut sheet. We recommend viewing actual product samples to ensure the perfect color and finish for each project.



# NOVEMBER

Stone Finish | 20mm

Minimalist styling inspired by nature is found with this versatile porcelain paver. Characteristics of stone and cement embody its texture to offer a simple, yet elegant look.



**MIRAGE**  
INSPIRING BETTER LIVING



SLIGHT SHADE  
VARIATION



LOW SOLAR HEAT  
ABSORPTION



ACCESSIBLE  
SURFACE

## PALLET INFORMATION

NOVEMBER		SQFT/ PALLET	SQFT/ BOX	BOXES/ PALLET	PCS/ BOX	WEIGHT/ BOX	WEIGHT/ PALLET
24 X 24	23.54 x 23.54 x 3/4	232.5	7.75	30	2	72	2160

## SHAPES & SIZES

24 X 24




23.54 x 23.54 x 3/4





RAIN | NM 01  



WARM | NM 04  

## LEARN MORE

View the product page on [Belgard.com](https://Belgard.com) for more information



## TECHNICAL SPECS

- Incredibly high breakage loads, up to 3,000 pounds
- Can be cleaned with normal household cleaners and even pressure washed with a low pressure washing device\*
- High-density structure and ultra-low absorption rate provide a tight surface texture that fends off surface mold, moss, dirt and stains
- Unaffected by alkalis, acids, chemical agents, salt and other de-icing materials
- Structured top textures create non-slip surfaces
- Freeze-thaw resistant—100% frost-free and properties remain unaltered at temperatures ranging from -51.1° to + 60° C (-60°F to +140°F)
- Can be installed on a pedestal system for plaza and rooftop installations
- Suitable for ADA-compliant installations

\* It is important that all pressure washing of your porcelain pavers be done with a low pressure washer with a maximum of 1600 psi and nothing more powerful. When pressure washing your installation, care should be taken to prevent damage to the grout (adhesive and grout installations) and some re-sanding will be necessary when power washing an installation with sand or polymeric sand joints.

Due to the natural materials in our products, colors may vary from those shown on the cut sheet. We recommend viewing actual product samples to ensure the perfect color and finish for each project.



# QUARZITI 2.0

Stone Finish | 20mm

This interpretation of natural quartz incorporates a gentle shading effect with the authentic diversity and subtle iridescence of natural elements.



**MIRAGE**  
INSPIRING BETTER LIVING



**v3** MODERATE SHADE  
VARIATION



LOW SOLAR HEAT  
ABSORPTION



ACCESSIBLE  
SURFACE

## PALLET INFORMATION

QUARZITI 2.0		SQFT/ PALLET	SQFT/ BOX	BOXES/ PALLET	PCS/ BOX	WEIGHT/ BOX	WEIGHT/ PALLET
24 X 24	23.54 x 23.54 x 3/4	232.5	7.75	30	2	72	2280

## SHAPES & SIZES

24 X 24



23.54 x 23.54 x 3/4





GLACIER | QR 01 NAT 



MOUNTAINS | QR 02 NAT 



WATERFALL | QR 03 NAT 

## LEARN MORE

View the product page on **Belgard.com** for more information



## TECHNICAL SPECS

- Incredibly high breakage loads, up to 3,000 pounds
- Can be cleaned with normal household cleaners and even pressure washed with a low pressure washing device\*
- High-density structure and ultra-low absorption rate provide a tight surface texture that fends off surface mold, moss, dirt and stains
- Unaffected by alkalis, acids, chemical agents, salt and other de-icing materials
- Structured top textures create non-slip surfaces
- Freeze-thaw resistant—100% frost-free and properties remain unaltered at temperatures ranging from -51.1° to + 60° C (-60°F to +140°F)
- Can be installed on a pedestal system for plaza and rooftop installations
- Suitable for ADA-compliant installations

\* It is important that all pressure washing of your porcelain pavers be done with a low pressure washer with a maximum of 1600 psi and nothing more powerful. When pressure washing your installation, care should be taken to prevent damage to the grout (adhesive and grout installations) and some re-sanding will be necessary when power washing an installation with sand or polymeric sand joints.

Due to the natural materials in our products, colors may vary from those shown on the cut sheet. We recommend viewing actual product samples to ensure the perfect color and finish for each project.



# TRAVERTINI

Travertine Finish | 20mm

Resembling the natural texture of travertine, the smooth finish with the look of cross-cut stone makes these large-format slabs upscale and timeless.



SLIGHT SHADE  
VARIATION



LOW SOLAR HEAT  
ABSORPTION



ACCESSIBLE  
SURFACE

## PALLET INFORMATION

TRAVERTINI		SQFT/ PALLET	SQFT/ BOX	BOXES/ PALLET	PCS/ BOX	WEIGHT/ BOX	WEIGHT/ PALLET
24 X 24	23.54 x 23.54 x 3/4	232.5	7.75	30	2	72	2160

## SHAPES & SIZES

24 X 24



23.54 x 23.54 x 3/4





LIGHT CROSS | EY 13 NAT 



MISTY CROSS | EY 14 NAT 

## LEARN MORE

View the product page on **Belgard.com** for more information



## TECHNICAL SPECS

- Incredibly high breakage loads, up to 3,000 pounds
- Can be cleaned with normal household cleaners and even pressure washed with a low pressure washing device\*
- High-density structure and ultra-low absorption rate provide a tight surface texture that fends off surface mold, moss, dirt and stains
- Unaffected by alkalis, acids, chemical agents, salt and other de-icing materials
- Structured top textures create non-slip surfaces
- Freeze-thaw resistant—100% frost-free and properties remain unaltered at temperatures ranging from -51.1° to + 60° C (-60°F to +140°F)
- Can be installed on a pedestal system for plaza and rooftop installations
- Suitable for ADA-compliant installations

\* It is important that all pressure washing of your porcelain pavers be done with a low pressure washer with a maximum of 1600 psi and nothing more powerful. When pressure washing your installation, care should be taken to prevent damage to the grout (adhesive and grout installations) and some re-sanding will be necessary when power washing an installation with sand or polymeric sand joints.

Due to the natural materials in our products, colors may vary from those shown on the cut sheet. We recommend viewing actual product samples to ensure the perfect color and finish for each project.



# UNICO 2.0

## Coping | 20mm

Enhance outdoor spaces with this premium porcelain coping that provides a matching finish touch to Quarziti 2.0 and also complements Belgard's other porcelain paver lines.



MODERATE SHADE  
VARIATION



LOW SOLAR HEAT  
ABSORPTION



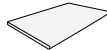
ACCESSIBLE  
SURFACE

### PALLET INFORMATION

UNICO 2.0		SQFT/ PALLET	SQFT/ BOX	BOXES/ PALLET	PCS/ BOX	WEIGHT/ BOX	WEIGHT/ PALLET
COPING	11.62 x 23.54 x 3/4	205.2	5.7	36	3	54	1944

### SHAPES & SIZES

COPING



11.62 x 23.54 x 3/4





GLACIER | QR 01 NAT 



MOUNTAINS | QR 02 NAT 



WATERFALL | QR 03 NAT 

## LEARN MORE

View the product page on **Belgard.com** for more information



## TECHNICAL SPECS

- Subtle bullnose edge
- Use for steps or as coping for swimming pools
- High-density structure and ultra-low absorption rate provide a tight surface texture that fends off surface mold, moss, dirt and stains
- Unaffected by alkalis, acids, chemical agents, salt and other de-icing materials
- Structured top textures create non-slip surfaces
- Freeze-thaw resistant—100% frost-free and properties remain unaltered at temperatures ranging from -51.1° to + 60° C (-60°F to +140°F)
- Suitable for ADA-compliant installations


Due to the natural materials in our products, colors may vary from those shown on the cut sheet. We recommend viewing actual product samples to ensure the perfect color and finish for each project.



# AB® CLASSIC

## Retaining

The natural and rugged appearance of this wall offers classic lines, a beveled edge and the look of split stone to blend seamlessly into any terrain.



RETAINING



STEPS



COLUMNS

### PALLET INFORMATION

AB® CLASSIC		SQFT/ PALLET	SQFT/ LAYER	LAYER/ PALLET	UNITS/ PALLET	WEIGHT/ PALLET
BLOCK	8 x 12 x 18	40	-	5	40	3206
CAP	4 x 18 x 12	-	-	6	48	2976
LEFT CORNER	8 x 8 x 16	-	-	-	24LC/ 24RC	3264
RIGHT CORNER	8 x 8 x 16	-	-	-		

### SHAPES & SIZES

#### BLOCK



8 x 12 x 18

#### CAP



4 x 18 x 12

#### LEFT CORNER



8 x 8 x 16

#### RIGHT CORNER



8 x 8 x 16





DRIFTWOOD



GRAY



MOCHA



THUNDERHEAD

## LEARN MORE

View the product page on **Belgard.com** for more information



## TECHNICAL SPECS

- Ideal for retaining walls, steps and columns
- Simple, functional dry stack stone with classic lines to address any grade changes
- The raised lip and notch lock each block in place for simple, functional and dependable construction
- Corners & Caps to provide beautiful finishing touches
- Gravity walls up to 4 feet\* including buried course
- Taller walls can be built using geosynthetic reinforcement when designed by a qualified engineer

\*Gravity wall heights are based on project specific conditions and may be lower than this value

## QUALITY FOR LIFE

Every step of our manufacturing process incorporates rigorous research, testing and quality assurance. We demand the highest quality from each of our facilities across North America. We believe in creating world-class building products that stand the test of time. See our lifetime warranty at **Belgard.com/Warranty**

Due to the natural materials in our products, colors may vary from those shown on the cut sheet. We recommend viewing actual product samples to ensure the perfect color and finish for each project.



# AB® METROPOLITAN

## Retaining

A smooth face with beveled edges and singular shape creates a sleek contemporary look for retaining walls and terraced landscapes.



RETAINING



STEPS



COLUMNS

### PALLET INFORMATION

AB® METROPOLITAN		SQFT/ PALLET	SQFT/ LAYER	LAYER/ PALLET	UNITS/ PALLET	WEIGHT/ PALLET
BLOCK	7.625 x 12 x 18	40	-	5	40	2946
CAP	4 x 18 x 12	-	-	5	48	3293
LEFT CORNER	7.625 x 8 x 16	-	-	-	30LC/ 30RC	2974
RIGHT CORNER	7.625 x 8 x 16	-	-	-		

### SHAPES & SIZES

#### BLOCK



7.625 x 12 x 18

#### CAP



4 x 18 x 12

#### LEFT CORNER



7.625 x 8 x 16

#### RIGHT CORNER



7.625 x 8 x 16





DRIFTWOOD



SAVANNAH



THUNDERHEAD

## LEARN MORE

View the product page on **Belgard.com** for more information



## TECHNICAL SPECS

- Ideal for retaining walls, steps and columns
- Matching smooth cap
- 6° setback
- Use as interlay with AB Collection walls
- Gravity walls up to 4 feet\* including buried course
- Taller walls can be built using geosynthetic reinforcement when designed by a qualified engineer

\*Gravity wall heights are based on project specific conditions and may be lower than this value

## QUALITY FOR LIFE

Every step of our manufacturing process incorporates rigorous research, testing and quality assurance. We demand the highest quality from each of our facilities across North America. We believe in creating world-class building products that stand the test of time. See our lifetime warranty at **Belgard.com/Warranty**


Due to the natural materials in our products, colors may vary from those shown on the cut sheet. We recommend viewing actual product samples to ensure the perfect color and finish for each project.



# ASHLAR TANDEM™

## Freestanding | Retaining

Virtual joints and a chiseled face create the look of a random stone facade for the versatile Tandem system that can build pillars, garden walls, and stylish outdoor kitchens and features.



RETAINING



FREESTANDING



FIRE PITS



KITCHEN



STEPS




COLUMNS

### PALLET INFORMATION

ASHLAR TANDEM™		SQFT/ PALLET	SQFT/ LAYER	LAYER/ PALLET	UNITS/ PALLET	WEIGHT/ PALLET
3-PIECE	7 x 13⅔ x 3	19.2	3.2	6	30	1750
	7 x 15⅔ x 3	23.55	3.92		30	
	7 x 18½ x 3	27.35	4.56		30	
COLUMN UNIT	7 x 18½ x 3	45	9	5	45	2306
CAP	3½ x 24 x 15	20 SF / 64 LF	2.5	8	32	1640

### SHAPES & SIZES

#### 3-PIECE



#### COLUMN UNIT



#### CAP



#### COLUMN CAP







NEWPORT GRAY



SHELBY BLEND

## LEARN MORE

View the product page on **Belgard.com** for more information



## TECHNICAL SPECS

- Consistent height tolerances
- Build curved or straight retaining or freestanding walls
- Easily create a variety of outdoor features like seat walls, columns, kitchens, and fire or water features
- Offered in 3 sizes to allow for design versatility and customization
- Minimum outside radius of 6'
- Freestanding walls up to 28"
- Engineered 90° corners
- Gravity walls up to 3 feet\* using a ½ inch setback per unit (4 degree system batter)
- Reinforced walls up to 8 feet
- Innovation system design speeds installation

\*Gravity wall heights are based on project specific conditions and may be lower than this value

## QUALITY FOR LIFE

Every step of our manufacturing process incorporates rigorous research, testing and quality assurance. We demand the highest quality from each of our facilities across North America. We believe in creating world-class building products that stand the test of time. See our lifetime warranty at **Belgard.com/Warranty**


Due to the natural materials in our products, colors may vary from those shown on the cut sheet. We recommend viewing actual product samples to ensure the perfect color and finish for each project.



# CASTLEMANOR® GRANA

Freestanding | Retaining

The smooth face and clean lines of this versatile multi-piece wall system bring time-worn character to moderate height retaining walls, terraces and other hardscape features.



RETAINING



FREESTANDING



FIRE PITS



KITCHEN



STEPS



COLUMNS

## PALLET INFORMATION

CASTLEMANOR® GRANA		SQFT/ PALLET	SQFT/ LAYER	LAYER/ PALLET	UNITS/ PALLET	WEIGHT/ PALLET
3-PIECE	6 x 16 / 14 x 10	32.3	3.125	5	-	3431
	6 x 12 / 10 x 10		2.29		-	
	6 x 6 / 4 x 10		1.05		-	
CAP	3 x 10 x 12	-	-	6	72	2160

## SHAPES & SIZES

### 3-PIECE



6 x 16 / 14 x 10



6 x 12 / 10 x 10



6 x 6 / 4 x 10

### CAP



3 x 10 x 12






COLONIAL



MIDNIGHT



MISTY MOUNTAIN



POTOMAC



SAVANNAH

## LEARN MORE

View the product page on [Belgard.com](https://www.belgard.com) for more information



## TECHNICAL SPECS

- Multi-piece wall system for increased installation flexibility
- Ideal for small freestanding walls, parapet walls, seat benches, pilasters, columns and outdoor living environments
- Build curved or straight, freestanding or retaining walls
- Each unit can be used as an exposed end unit or a 90° corner unit for less cuts
- No patterns required for random look
- Used for gravity walls up to 2.5 feet\* at a near vertical batter or 3 feet\* using the 9.5 degree batter/1 inch setback per unit option
- Taller walls can be built using geosynthetic reinforcement when designed by a qualified engineer
- Minimum outside radius of 5 feet
- Minimum inside radius of 3 feet

\*Gravity wall heights are based on project specific conditions and may be lower than this value.

## QUALITY FOR LIFE

Every step of our manufacturing process incorporates rigorous research, testing and quality assurance. We demand the highest quality from each of our facilities across North America. We believe in creating world-class building products that stand the test of time. See our lifetime warranty at [Belgard.com/Warranty](https://www.belgard.com/Warranty)

Due to the natural materials in our products, colors may vary from those shown on the cut sheet. We recommend viewing actual product samples to ensure the perfect color and finish for each project.

**BELGARD®**

AN OLDCASTLE® APG OUTDOOR BRAND

**CLARKSVILLE**  
4235 Guthrie Highway  
Clarksville, TN 37040  
Ph: 931-647-3308

**ROCKWOOD**  
600 Cardiff Valley Road  
Rockwood, TN 37854  
Ph: 888-624-3088

© 2026 Oldcastle® APG, Inc. All Rights Reserved. BEL25-D-555600 | GMS Mid-South | Revised 01/2026



# CASTLEMANOR® RUSTIC

Freestanding | Retaining

Tumbled edges, a textural weathered face, and multiple shapes provide a rustic look for outdoor living features and small walls.



RETAINING



FREESTANDING



FIRE PITs



KITCHEN



STEPS



COLUMNS

## PALLET INFORMATION

CASTLEMANOR® RUSTIC		SQFT/ PALLET	SQFT/ LAYER	LAYER/ PALLET	UNITS/ PALLET	WEIGHT/ PALLET
3-PIECE	6 x 16 / 14 x 10	32.3	3.125	5	-	3431
	6 x 12 / 10 x 10		2.29		-	
	6 x 6 / 4 x 10		1.05		-	
CAP	3 x 10 x 12	-	-	6	72	2160

## SHAPES & SIZES

### 3-PIECE



6 x 16 / 14 x 10



6 x 12 / 10 x 10



6 x 6 / 4 x 10

### CAP



3 x 10 x 12





COLONIAL



MISTY MOUNTAIN



POTOMAC

## LEARN MORE

View the product page on [Beldgard.com](https://Belgard.com) for more information



## TECHNICAL SPECS

- Multi-piece wall system for increased installation flexibility
- Ideal for small freestanding walls, parapet walls, seat benches, pilasters, columns and outdoor living environments
- Build curved or straight, freestanding or retaining walls
- Each unit can be used as an exposed end unit or a 90° corner unit for less cuts
- No patterns required for random look
- Used for gravity walls up to 2.5 feet\* at a near vertical batter or 3 feet\* using the 9.5 degree batter/1 inch setback per unit option
- Taller walls can be built using geosynthetic reinforcement when designed by a qualified engineer
- Minimum outside radius of 5 feet
- Minimum inside radius of 3 feet

\*Gravity wall heights are based on project specific conditions and may be lower than this value.

## QUALITY FOR LIFE

Every step of our manufacturing process incorporates rigorous research, testing and quality assurance. We demand the highest quality from each of our facilities across North America. We believe in creating world-class building products that stand the test of time. See our lifetime warranty at [Beldgard.com/Warranty](https://Belgard.com/Warranty)

Due to the natural materials in our products, colors may vary from those shown on the cut sheet. We recommend viewing actual product samples to ensure the perfect color and finish for each project.



# DIAMOND PRO® STRAIGHT

## Retaining

With tailored beveled edges, the split-face texture of this wall offers a classic look for large-scale projects through its rugged surface and a time-worn organic appearance.



RETAINING



COLUMNS



STEPS

### PALLET INFORMATION

DIAMOND PRO® STRAIGHT		SQFT/ PALLET	SQFT/ LAYER	LAYER/ PALLET	UNITS/ PALLET	WEIGHT/ PALLET
BLOCK	8 x 18 x 12	48	12	4	48	3874
CORNER	8 x 18 x 9	-	-	-	36	3520
PRO CAP	4 x 12 x 18	-	12	8	64	4096

### SHAPES & SIZES

#### BLOCK



8 x 18 x 12

#### CORNER



8 x 18 x 9

#### PRO CAP



4 x 12 x 18





CHARCOAL



GRAY



TAN



TOCCOA

## LEARN MORE

View the product page on **Belgard.com** for more information



## TECHNICAL SPECS

- Ideal for retaining walls, steps and columns
- Rear-lip locator
- Large cores for ease in handling
- Matching corner and cap for a seamless appearance
- Gravity walls can be built up to 4 ft high\*, including buried course with a 7.1° batter
- Walls in excess of 50 ft high have been built with Diamond Pro when combined with geosynthetic reinforcement
- Minimum outside radius, measured from the top course to the front of the units: 4 feet
- Minimum inside radius, measured on the base course to the front of the units: 6 feet

\*Gravity wall heights are based on project specific conditions and may be lower than this value.

## QUALITY FOR LIFE

Every step of our manufacturing process incorporates rigorous research, testing and quality assurance. We demand the highest quality from each of our facilities across North America. We believe in creating world-class building products that stand the test of time. See our lifetime warranty at **Belgard.com/Warranty**

Due to the natural materials in our products, colors may vary from those shown on the cut sheet. We recommend viewing actual product samples to ensure the perfect color and finish for each project.



# DIAMOND PRO® AIR SMOOTH

## Retaining

This innovative high-performance wall features a clean, contemporary look and is 30% lighter with efficiencies on every level.



RETAINING



COLUMNS



STEPS

### PALLET INFORMATION

DIAMOND PRO® AIR SMOOTH		SQFT/ PALLET	SQFT/ LAYER	LAYER/ PALLET	UNITS/ PALLET	WEIGHT/ PALLET
WALL BLOCK	8 x 18 x 11½	45	-	-	45	2004
CORNER	8 x 18 x 9	20	-	-	24	1800
4" CAP	4 x 18 / 12 x 13	97.5	-	-	54	3078

### SHAPES & SIZES

#### WALL BLOCK



8 x 18 x 11½

#### CORNER



8 x 18 x 9

#### 4" CAP



4 x 18 / 12 x 13





ANTHRACITE



HICKORY



SHADED GRAY

## LEARN MORE

View the product page on **Belgard.com** for more information



## TECHNICAL SPECS

- Can be installed as a gravity wall or geogrid-reinforced wall
- Weighing only 54 lbs., this 1 square foot block maximizes installation and shipping efficiencies
- Front lug design produces a 9/16" per unit setback for a 4° system batter
- Cores align for easy filling
- Built-in handholds for easy handling
- Top course is placed upside down to increase capping efficiency
- Near-vertical geogrid-reinforced retaining walls up to 12 feet tall
- Gravity walls up to 3' 4" high\*, including the buried course
- Minimum outside radius, measured on the top course to the front of the units: 4 feet
- Minimum inside radius, measured on the base course to the front of the units: 6 feet

\*Gravity wall heights are based on project specific conditions and may be lower than this value.

## QUALITY FOR LIFE

Every step of our manufacturing process incorporates rigorous research, testing and quality assurance. We demand the highest quality from each of our facilities across North America. We believe in creating world-class building products that stand the test of time. See our lifetime warranty at **Belgard.com/Warranty**


Due to the natural materials in our products, colors may vary from those shown on the cut sheet. We recommend viewing actual product samples to ensure the perfect color and finish for each project.



# DIAMOND PRO® AIR STRAIGHT

## Retaining

With a rugged split-stone face and crisp edges, this lightweight block delivers an organic feel for retaining walls and terraced landscapes and is 30% lighter with efficiencies on every level.



RETAINING



COLUMNS



STEPS

### PALLET INFORMATION

DIAMOND PRO® AIR		SQFT/ PALLET	SQFT/ LAYER	LAYER/ PALLET	UNITS/ PALLET	WEIGHT/ PALLET
BLOCK	8 x 18 x 11½	48	-	-	-	2757
PRO CAP	4 x 18 x 10½	48	-	-	64	3874

### SHAPES & SIZES

#### BLOCK



8 x 18 x 11½

#### CORNER



8 x 18 x 9

#### PRO CAP



4 x 18 x 10½





TAN



GRAY



TOCCOA

## LEARN MORE

View the product page on **Belgard.com** for more information



## TECHNICAL SPECS

- Can be installed as a gravity wall or geogrid-reinforced wall
- Weighing only 54 lbs., this 1 square foot block maximizes installation and shipping efficiencies
- Front lug design produces a 9/16" per unit setback for a 4° system batter
- Cores align for easy filling
- Built-in handholds for easy handling
- Top course is placed upside down in order to increase capping efficiency
- Near-vertical geogrid-reinforced retaining walls up to 12 feet tall
- Gravity walls up to 3' 4" high\*, including the buried course
- Minimum outside radius, measured on the top course to the front of the units: 4 feet
- Minimum inside radius, measured on the base course to the front of the units: 6 feet

\*Gravity wall heights are based on project specific conditions and may be lower than this value.

## QUALITY FOR LIFE

Every step of our manufacturing process incorporates rigorous research, testing and quality assurance. We demand the highest quality from each of our facilities across North America. We believe in creating world-class building products that stand the test of time. See our lifetime warranty at **Belgard.com/Warranty**

Due to the natural materials in our products, colors may vary from those shown on the cut sheet. We recommend viewing actual product samples to ensure the perfect color and finish for each project.



# HIGHLAND STONE® VIRTUAL JOINT

## Retaining

The rough-hewn face of this wall features a virtual joint for a multi-piece look in a single block to provide a natural stone aesthetic with hand-stacked rustic charm.



RETAINING



STEPS



COLUMNS

### PALLET INFORMATION

HIGHLAND STONE® VIRTUAL JOINT		SQFT/ PALLET	SQFT/ LAYER	LAYER/ PALLET	UNITS/ PALLET	WEIGHT/ PALLET
UNIT	6 x 17¾ x 9	48	-	6	60	3222
PRO CAP	3 x 18 x 13	80	10	6	60	3480

### SHAPES & SIZES

#### UNIT



6 x 17¾ x 9

#### PRO CAP



3 x 18 x 13





MISTY MOUNTAIN



POTOMAC



SAVANNAH

## LEARN MORE

View the product page on **Belgard.com** for more information



## TECHNICAL SPECS

- Ideal for retaining walls, steps and columns
- Virtual joint creates a multi-piece look with a single block
- Build straight or curved walls
- Rear-lip makes installation fast and accurate
- Freestanding walls up to 3' high\*, including buried course, but excluding cap
- Gravity walls up to 4' 6" high\*, including buried course
- Build taller walls using geosynthetic reinforcement when designed by a qualified engineer
- Minimum outside radius, measured on the top course to the front of the unit: 4 feet
- Minimum inside radius, measured on the base course to the front of the units: 8 feet

\*Gravity wall heights are based on project specific conditions and may be lower than this value.

## QUALITY FOR LIFE

Every step of our manufacturing process incorporates rigorous research, testing and quality assurance. We demand the highest quality from each of our facilities across North America. We believe in creating world-class building products that stand the test of time. See our lifetime warranty at **Belgard.com/Warranty**

Due to the natural materials in our products, colors may vary from those shown on the cut sheet. We recommend viewing actual product samples to ensure the perfect color and finish for each project.



# MELVILLE TANDEM™

## Freestanding | Retaining

A distinctive smooth face and large format size provides a modern aesthetic for a wide variety of outdoor living projects including retaining walls, kitchens, built-in seating and more.



RETAINING



FREESTANDING



FIRE PITS



KITCHEN



STEPS



COLUMNS

### PALLET INFORMATION

MELVILLE TANDEM™		SQFT/ PALLET	SQFT/ LAYER	LAYER/ PALLET	UNITS/ PALLET	WEIGHT/ PALLET
3-PIECE	7 x 13 <sup>3</sup> / <sub>16</sub> x 2 <sup>5</sup> / <sub>8</sub>	70.1	-	6	-	2677
	7 x 15 <sup>3</sup> / <sub>16</sub> x 2 <sup>5</sup> / <sub>8</sub>		-		-	
	7 x 18 <sup>7</sup> / <sub>16</sub> x 2 <sup>5</sup> / <sub>8</sub>		-		-	
TANDEM CAP	15 x 24 x 3 <sup>1</sup> / <sub>4</sub>	20 SF / 64 LF	2.5	8	32	1640

### SHAPES & SIZES

#### 3-PIECE



7 x 13<sup>3</sup>/<sub>16</sub> x 2<sup>5</sup>/<sub>8</sub>



7 x 15<sup>3</sup>/<sub>16</sub> x 2<sup>5</sup>/<sub>8</sub>



7 x 18<sup>7</sup>/<sub>16</sub> x 2<sup>5</sup>/<sub>8</sub>

#### TANDEM CAP



15 x 24 x 3<sup>1</sup>/<sub>4</sub>





ANTHRACITE



NEWPORT GRAY

## LEARN MORE

View the product page on **Belgard.com** for more information



## TECHNICAL SPECS

- Consistent height tolerances
- Build curved or straight walls
- Versatile system builds retaining walls, freestanding walls, and a variety of outdoor features including kitchens, seat walls, planters, fire features and more
- Offered in 3 sizes to allow for design versatility and customization
- Minimum outside radius of 6'
- Freestanding walls up to 28"
- Engineered 90° corners
- Gravity walls up to 3 feet\* using a ½ inch setback per unit (4 degree system batter)
- Reinforced walls up to 8 feet
- Innovative system design speeds installation

\*Gravity wall heights are based on project specific conditions and may be lower than this value.

## QUALITY FOR LIFE

Every step of our manufacturing process incorporates rigorous research, testing and quality assurance. We demand the highest quality from each of our facilities across North America. We believe in creating world-class building products that stand the test of time. See our lifetime warranty at **Belgard.com/Warranty**


Due to the natural materials in our products, colors may vary from those shown on the cut sheet. We recommend viewing actual product samples to ensure the perfect color and finish for each project.



# MELVILLE™ WALL

## Garden | Freestanding

Distinctive smooth faces, subtle edges and clean design make this wall stand out for the modern aesthetics it provides. This system is comprised of a double-sided wall unit, along with a matching cap.



FREESTANDING



GARDEN



FIRE PITS



KITCHEN



STEPS



COLUMNS

### PALLET INFORMATION

MELVILLE™ WALL		SQFT/ PALLET	SQFT/ LAYER	LAYER/ PALLET	UNITS/ PALLET	WEIGHT/ PALLET
WALL BLOCK	4 x 20 x 10	26.67	-	6	-	2991
WEDGE	4 x 9½ x 8	19	-	6	72	1921
CAP	2 x 20 x 13	-	-	10	60	2430

### SHAPES & SIZES

#### WALL BLOCK



4 x 20 x 10

#### WEDGE



4 x 9½ x 8

#### CAP



2 x 20 x 13






ANTHRACITE



HICKORY



SCANDINA GRAY

## LEARN MORE

View the product page on **Belgard.com** for more information



## TECHNICAL SPECS

- Ideal for freestanding walls, garden walls, fire pits, outdoor kitchens, steps and columns
- Matching cap provides a seamless aesthetic
- Integrate cap into wall design to create depth and custom appearance
- Multiple installation patterns
- Smooth face and aesthetics pair well with Melville pavers and our pre-built Melville Series of fire and kitchen features
- On-trend color offering complements any project
- Simplistic design allows for easy installation of walls and other outdoor features
- 2 foot maximum height is perfect for garden and planter walls

## QUALITY FOR LIFE

Every step of our manufacturing process incorporates rigorous research, testing and quality assurance. We demand the highest quality from each of our facilities across North America. We believe in creating world-class building products that stand the test of time. See our lifetime warranty at **Belgard.com/Warranty**

Due to the natural materials in our products, colors may vary from those shown on the cut sheet. We recommend viewing actual product samples to ensure the perfect color and finish for each project.



# WESTON STONE™

## Garden | Freestanding

Offering the look of tumbled cut stone, this wall block is double-sided for the design flexibility to create a wide variety of garden walls and outdoor living features.



FREESTANDING



GARDEN



FIRE PITS



KITCHEN



STEPS



COLUMNS

### PALLET INFORMATION

WESTON STONE™		SQFT/ PALLET	SQFT/ LAYER	LAYER/ PALLET	UNITS/ PALLET	WEIGHT/ PALLET
2-PIECE	4 x 12 / 9 x 8	39	3.3	7	-	3607
	4 x 8 / 5 x 8				-	
UNIVERSAL	4 x 12 x 8	-	-	6	120	3480

### SHAPES & SIZES

#### 2-PIECE



4 x 12 / 9 x 8



4 x 8 / 5 x 8

#### UNIVERSAL



4 x 12 x 8





COLONIAL



MIDNIGHT



MISTY MOUNTAIN



RIVERS EDGE



SAVANNAH

## LEARN MORE

View the product page on [Belgard.com](https://www.belgard.com) for more information



## TECHNICAL SPECS

- Plantable wall designs and columns can be easily created
- Create a wide variety of custom outdoor living features including kitchens, built-in seating and fire features
- Build curved or straight walls
- Build freeform walls with minimal cuts
- Can be used to build gravity walls up to 2 feet high\*, including the buried course
- Minimum outside radius, measured on the top course to the front of the units: 5 feet
- Minimum inside radius, measured on the base course to the front of the units: 3 feet

\*Gravity wall heights are based on project specific conditions and may be lower than this value.

## QUALITY FOR LIFE

Every step of our manufacturing process incorporates rigorous research, testing and quality assurance. We demand the highest quality from each of our facilities across North America. We believe in creating world-class building products that stand the test of time. See our lifetime warranty at [Belgard.com/Warranty](https://www.belgard.com/Warranty)


Due to the natural materials in our products, colors may vary from those shown on the cut sheet. We recommend viewing actual product samples to ensure the perfect color and finish for each project.



# ANGLIA EDGER®

## Edger

Large edger units feature a chiseled finish and tapered edges to provide an elegant complement to driveways, patios, walkways and flowerbeds.







### PALLET INFORMATION

ANGLIA EDGER®		LNFT/ PALLET	LNFT/ LAYER	LAYER/ PALLET	UNITS/ PALLET	WEIGHT/ PALLET
4-PIECE	5¼ x 8½ x 8	69.75	–	3	12	2726
	5¼ x 10½ x 8		–		12	
	5¼ x 15½ x 8		–		12	
	5¼ x 18 x 8		–		24	

### SHAPES & SIZES

#### 4-PIECE

-  5¼ x 8½ x 8
-  5¼ x 10½ x 8
-  5¼ x 15½ x 8
-  5¼ x 18 x 8





COTSWOLD MIST



GASCONY TAN

## LEARN MORE

View the product page on [Belgard.com](https://www.belgard.com) for more information



## TECHNICAL SPECS

- Works well with driveways, patios, walkways and flower beds
- Tapered ends create either curves or straight installation
- 8" height simulates natural stone curbing
- Multiple lengths offer a random look and flexible installation
- Large scale pieces create efficient installation

## QUALITY FOR LIFE

Every step of our manufacturing process incorporates rigorous research, testing and quality assurance. We demand the highest quality from each of our facilities across North America. We believe in creating world-class building products that stand the test of time. See our lifetime warranty at [Belgard.com/Warranty](https://www.belgard.com/Warranty)

Due to the natural materials in our products, colors may vary from those shown on the cut sheet. We recommend viewing actual product samples to ensure the perfect color and finish for each project.



# LANDINGS™

## Step Unit


The chiseled look of quarried limestone on the step tread and rise adds grand style to landscape level changes, while the smooth face of the remaining sides allows for greater design flexibility.



### PALLET INFORMATION

LANDINGS™ STEP		LNFT/ PALLET	LNFT/ LAYER	LAYER/ PALLET	UNITS/ PALLET	WEIGHT/ PALLET
STEP	6 x 48 x 18	-	-	3	6	2760


### SHAPES & SIZES







BLU STONE



MIDNIGHT



MOONLIGHT

## LEARN MORE

View the product page on **Belgard.com** for more information



## TECHNICAL SPECS

- Double-sided texture and two unique faces on the rise allow steps to be rotated for optimal aesthetics
- Smooth sides allow steps to be placed side by side for longer treads
- Granite-like texture on tread surface
- Even bottom and consistent size offer installation ease
- Palletized for easy removal by skid-steer loader
- Dry-cast production provides consistent color throughout unit
- Riser faces are uniquely designed to nest together, creating an optional landing with a narrow joint

## QUALITY FOR LIFE

Every step of our manufacturing process incorporates rigorous research, testing and quality assurance. We demand the highest quality from each of our facilities across North America. We believe in creating world-class building products that stand the test of time. See our lifetime warranty at **Belgard.com/Warranty**


Due to the natural materials in our products, colors may vary from those shown on the cut sheet. We recommend viewing actual product samples to ensure the perfect color and finish for each project.



# MELVILLE™

## Curb

The smooth, contemporary finish of this curb perfectly complements any paver. Its unique length and sleek design allows for versatility and transitions with modern style.




### PALLET INFORMATION

MELVILLE™ CURB		LNFT/ PALLET	LNFT/ LAYER	LAYER/ PALLET	UNITS/ PALLET	WEIGHT/ PALLET
CURB	47⁄⁸ x 6 1⁄2 x 23 5⁄8	96	24	4	48	2480

### SHAPES & SIZES

CURB

 47⁄⁸ x 6 1⁄2 x 23 5⁄8





BOURBON



FOG



MIDNIGHT



PEARL

## LEARN MORE

View the product page on **Belgard.com** for more information



## TECHNICAL SPECS

- Elongated shape for efficient installation
- Perfect complement for oversized slabs and pavers
- Elegant finishing touch for driveways, walkways and gardens
- Pairs well with Melville walls and fire features
- Bury the course for low-profile curbing or lay at full height for a more dimensional look

## QUALITY FOR LIFE

Every step of our manufacturing process incorporates rigorous research, testing and quality assurance. We demand the highest quality from each of our facilities across North America. We believe in creating world-class building products that stand the test of time. See our lifetime warranty at **Belgard.com/Warranty**

Due to the natural materials in our products, colors may vary from those shown on the cut sheet. We recommend viewing actual product samples to ensure the perfect color and finish for each project.



# DELMARO

## Coping | 60mm

Compact, smooth-faced coping offers contemporary styling and a shape ideal for freeform and curved layouts where larger units require extensive cutting.



MODULAR  
SIZING

### PALLET INFORMATION

DELMARO		LNFT/ PALLET	UNITS/ LAYER	LNFT/ LAYER	LAYER/ PALLET	WEIGHT/ PALLET
COPING 60MM	6 x 12 x 2 <sup>3</sup> / <sub>8</sub>	54	36	18	3	1580


### SHAPES & SIZES

COPING | 60MM



6 x 12 x 2<sup>3</sup>/<sub>8</sub>





BOURBON



FOG



MIDNIGHT



PEARL

## LEARN MORE

View the product page on **Belgard.com** for more information



## TECHNICAL SPECS

- Easily follows both straight and curved pools and step edges
- Sized for freeform and radius applications difficult for larger units
- Front finished edge provides a clean waterline or tread detail
- True 3" incremental sizing compatible with all modular paver styles—look for Modular Sizing icon
- Edge detail matches Dimensions and Origins pavers for consistent transitions
- Modular dimensions simplify estimating and ordering
- Sizing and dimensions simplify installation and reduce cuts and waste

## QUALITY FOR LIFE

Every step of our manufacturing process incorporates rigorous research, testing and quality assurance. We demand the highest quality from each of our facilities across North America. We believe in creating world-class building products that stand the test of time. See our lifetime warranty at **Belgard.com/Warranty**

Due to the natural materials in our products, colors may vary from those shown on the cut sheet. We recommend viewing actual product samples to ensure the perfect color and finish for each project.



# GRAVA

## Coping | 60mm

Enriched with DuraFusion Technology for enhanced color, texture and durability, the large-format shape and natural slate texture bring timeless, stone-inspired style to pools, steps, walls and outdoor features.

AVAILABLE SPRING 2026



MODULAR  
SIZING



DURAFUSION  
TECHNOLOGY



FIRE PITS



STEP TREADS

### PALLET INFORMATION

GRAVA		LNFT/ PALLET	UNITS/ LAYER	LNFT/ LAYER	LAYER/ PALLET	WEIGHT/ PALLET
COPING 60MM	36 x 15 x 2 <sup>3</sup> / <sub>8</sub>	54	3	9	6	3222

### SHAPES & SIZES

COPING | 60MM



36 x 15 x 2<sup>3</sup>/<sub>8</sub>





ASHWOOD 



CHESWICK 



IRON BAY 



NEWPORT GRAY 



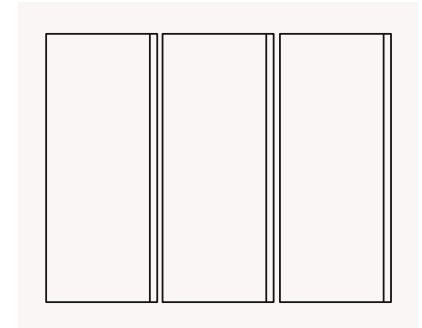
TEAK 

## LEARN MORE

View the product page on [Belgard.com](https://Belgard.com) for more information



## PALLET LAYOUT



## TECHNICAL SPECS

- Finishes straight pools, steps and wall caps with one coordinated look
- Front finished edge provides a clean waterline or tread detail
- True 3" incremental sizing compatible with all modular paver styles—look for Modular Sizing icon
- Edge detail and texture matches Origins pavers for consistent transitions
- Modular dimensions simplify estimating and ordering
- Sizing and dimensions simplify installation and reduce cuts and waste
- Large-format, DuraFusion coping option for ultra-premium finish



### DuraFusion™ Technology

A bold, vibrant finish with a smoother, tighter texture.

## QUALITY FOR LIFE

Every step of our manufacturing process incorporates rigorous research, testing and quality assurance. We demand the highest quality from each of our facilities across North America. We believe in creating world-class building products that stand the test of time. See our lifetime warranty at [Belgard.com/Warranty](https://Belgard.com/Warranty)

Due to the natural materials in our products, colors may vary from those shown on the cut sheet. We recommend viewing actual product samples to ensure the perfect color and finish for each project.

# BELGARD®

AN OLDCASTLE® APG OUTDOOR BRAND

**CLARKSVILLE**  
4235 Guthrie Highway  
Clarksville, TN 37040  
Ph: 931-647-3308

**ROCKWOOD**  
600 Cardiff Valley Road  
Rockwood, TN 37854  
Ph: 888-624-3088

© 2026 Oldcastle® APG, Inc. All Rights Reserved. BEL25-D-555600 | GMS Mid-South | Revised 01/2026



# MARINA™

## Coping | 60mm


The smooth surface texture and refined, rounded edges make this bullnose coping a classic finishing touch to enhance pools and a variety of outdoor features.



### PALLET INFORMATION

MARINA™ COPING		LNFT/ PALLET	LNFT/ LAYER	LAYER/ PALLET	UNITS/ PALLET	WEIGHT/ PALLET
60MM	6 x 12 x 2 <sup>3</sup> / <sub>8</sub>	-	-	5	168	2234

### SHAPES & SIZES







ALPINE

Swatch represents product color only



BOURBON



MIDNIGHT



NORVICK



OSSABAW

Swatch represents product color only

## LEARN MORE

View the product page on [Belgard.com](https://Belgard.com) for more information



## TECHNICAL SPECS

- Rounded edges protect feet and hands when getting out of a pool or going up and down steps
- Provides a finished edge that blends seamlessly with patios and pool decks
- Helps pool or spa hold its shape by keeping walls straight and rigid, and protects surrounding area from water damage
- Can be used to provide a finishing touch to steps, planters, walkways, and terraced patios

## QUALITY FOR LIFE

Every step of our manufacturing process incorporates rigorous research, testing and quality assurance. We demand the highest quality from each of our facilities across North America. We believe in creating world-class building products that stand the test of time. See our lifetime warranty at [Belgard.com/Warranty](https://Belgard.com/Warranty)

Due to the natural materials in our products, colors may vary from those shown on the cut sheet. We recommend viewing actual product samples to ensure the perfect color and finish for each project.

# BELGARD®

AN OLDCASTLE® APG OUTDOOR BRAND

**CLARKSVILLE**  
4235 Gutherie Highway  
Clarksville, TN 37040  
Ph: 931-647-3308

**ROCKWOOD**  
600 Cardiff Valley Road  
Rockwood, TN 37854  
Ph: 888-624-3088

© 2026 Oldcastle® APG, Inc. All Rights Reserved. BEL25-D-555600 | GMS Mid-South | Revised 01/2026




# MODENA

## Coping | 60mm

Enriched with DuraFusion Technology for enhanced color, texture and durability, this large-format coping with a smooth, architectural face finishes pools, steps, walls and outdoor features with a clean modern edge.

AVAILABLE SPRING 2026



MODULAR  
SIZING



DURAFUSION  
TECHNOLOGY



FIRE PITS



STEPS

### PALLET INFORMATION

MODENA		LNFT/ PALLET	UNITS/ LAYER	LNFT/ LAYER	LAYER/ PALLET	WEIGHT/ PALLET
COPING 60MM	36 x 15 x 2 3/8	54	3	9	6	3222


### SHAPES & SIZES

COPING | 60MM



36 x 15 x 2 3/8





ANTHRACITE 



HICKORY 



SCANDINA GRAY 



SEPIA 



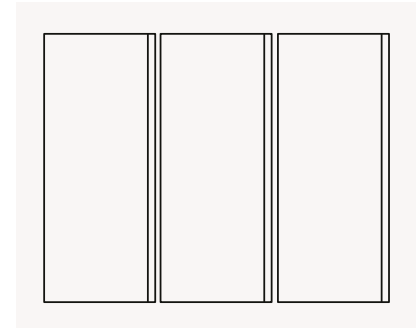
SHADED GRAY 

## LEARN MORE

View the product page on **Belgard.com** for more information



## PALLET LAYOUT



## TECHNICAL SPECS

- Finishes straight pools, steps and wall caps with one coordinated look
- Front finished edge for a clean waterline or tread detail
- True 3" incremental sizing compatible with all modular paver styles—look for Modular Sizing icon
- Edge detail matches Dimensions and Origins pavers for consistent transitions
- Modular dimensions simplify estimating and ordering
- Sizing and dimensions simplify installation and reduce cuts and waste
- Large-format, DuraFusion coping option for ultra-premium finish



### DuraFusion™ Technology

A bold, vibrant finish with a smoother, tighter texture.

## QUALITY FOR LIFE

Every step of our manufacturing process incorporates rigorous research, testing and quality assurance. We demand the highest quality from each of our facilities across North America. We believe in creating world-class building products that stand the test of time. See our lifetime warranty at **Belgard.com/Warranty**

Due to the natural materials in our products, colors may vary from those shown on the cut sheet. We recommend viewing actual product samples to ensure the perfect color and finish for each project.

# BELGARD®

AN OLDCASTLE® APG OUTDOOR BRAND

**CLARKSVILLE**  
4235 Guthrie Highway  
Clarksville, TN 37040  
Ph: 931-647-3308

**ROCKWOOD**  
600 Cardiff Valley Road  
Rockwood, TN 37854  
Ph: 888-624-3088

© 2026 Oldcastle® APG, Inc. All Rights Reserved. BEL25-D-555600 | GMS Mid-South | Revised 01/2026



# ARTFORMS™

## Modular Panel System

Innovative large-format modular panels offer contemporary lines and the versatility to create unlimited architectural features for outdoor living spaces.



### PALLET INFORMATION

ARTFORMS™		SQFT/ PALLET	SQFT/ LAYER	LAYER/ PALLET	UNITS/ PALLET	WEIGHT/ PALLET
OPEN END	18 x 36 x 3	81	9	9	9	2745
CLOSE END	18 x 36 x 3				9	
OPEN END	6 x 36 x 3	31.5	10.5	3	3	1095
CLOSE END	6 x 36 x 3				18	

### SHAPES & SIZES

#### 18 X 36



18 x 36 x 3  
Pallets contain both open and close ended units

#### 6 X 36



6 x 36 x 3  
Pallets contain both open and close ended units

#### INSTALLATION HARDWARE\*



ANCHOR SLIDE & NUT  
50 units per box



JOINING PLATE  
10 units per box



OUTER CORNER  
10 units per box



INNER CORNER  
10 units per box



STRETCHER  
10 units per box

\*Installation hardware is sold separately





ANTHRACITE



HICKORY



SCANDINA GRAY

## LEARN MORE

View the product page on **Belgard.com** for more information



## TECHNICAL SPECS

- Large format high-strength concrete panels
- Mechanically fastened with stainless steel hardware
- Ideal for outdoor living projects of all sizes
- Suitable for rooftop applications
- Efficient installation with minimal waste
- Minimal disruption for property owner
- Easily added to existing projects
- Endless design possibilities for outdoor living features including seat walls, fire and water features, planters, and outdoor kitchens

## QUALITY FOR LIFE

Every step of our manufacturing process incorporates rigorous research, testing and quality assurance. We demand the highest quality from each of our facilities across North America. We believe in creating world-class building products that stand the test of time. See our lifetime warranty at **Belgard.com/Warranty**


Due to the natural materials in our products, colors may vary from those shown on the cut sheet. We recommend viewing actual product samples to ensure the perfect color and finish for each project.



# MELVILLE™

## Fire Pit

Special wedge-shaped blocks of our smooth-faced Melville Wall create this circular fire pit to perfectly complement our Melville Series of walls and outdoor features.



### ROUND FIRE PIT

- 54 $\frac{3}{8}$ " outside diameter
- 34 $\frac{3}{8}$ " inside diameter
- Stacks 4 rows high
- Cap sold separately
- Elements inserts sold separately
- Pallet Weight: 1921

### SHAPES & SIZES

#### WEDGE



4 x 9 $\frac{1}{2}$  x 10

#### FIRE INSERT



Item #70580597  
Elements 34" Smoke-less  
Wood Fire Pit Insert

#### GAS INSERT



Item #70585063  
Elements 34" Round Gas  
Fire Pit Burner Kit






ANTHRACITE



HICKORY



SCANDINA GRAY



SHADED GRAY

## LEARN MORE

View the product page on **Belgard.com** for more information



## TECHNICAL SPECS

- Special wedge-shaped blocks of Melville Wall
- Coordinates with the Melville Series of kitchen and fire features
- Pallet includes all blocks needed to complete circular fire pit

## QUALITY FOR LIFE

Every step of our manufacturing process incorporates rigorous research, testing and quality assurance. We demand the highest quality from each of our facilities across North America. We believe in creating world-class building products that stand the test of time. See our lifetime warranty at **Belgard.com/Warranty**


Due to the natural materials in our products, colors may vary from those shown on the cut sheet. We recommend viewing actual product samples to ensure the perfect color and finish for each project.



# WESTON STONE™

## Fire Pit Kit

With the look of tumbled cut stone, this fire pit makes a beautiful addition to any outdoor living space and is the ideal complement to projects with Weston Stone walls.




### ROUND FIRE PIT

- 58" outside diameter
- 39.5" inside diameter
- Stacks 16" tall
- Fire pit insert with grill grate is included
- Pallet Weight: 1575 without insert

### SHAPES & SIZES

#### KIT







COLONIAL



MIDNIGHT



MISTY MOUNTAIN



SAVANNAH

## LEARN MORE

View the product page on **Belgard.com** for more information



## TECHNICAL SPECS

- Quick and easy to assemble with all needed wall units on a single pallet
- A beautiful complement to projects with Weston Stone™ walls
- Kit includes insert

## QUALITY FOR LIFE

Every step of our manufacturing process incorporates rigorous research, testing and quality assurance. We demand the highest quality from each of our facilities across North America. We believe in creating world-class building products that stand the test of time. See our lifetime warranty at **Belgard.com/Warranty**

Due to the natural materials in our products, colors may vary from those shown on the cut sheet. We recommend viewing actual product samples to ensure the perfect color and finish for each project.



ENHANCED OUTDOOR LIVING

# COMPLETE THE VISION

Appliances & Accents



WANT MORE  
KITCHEN, FIRE OR  
WATER FEATURES?

ElementsHome.com



## FIRE PITS & BOWLS

Artisan fire features and planters to enhance the style of any space.



Artisan Cast Stone  
Rectangle Fire Pit




Artisan Cast Stone  
Square Bowl

## FIRE PIT INSERTS

Burner kits and inserts for easy installation of fire features.



Elements Round Gas  
Fire Pit Burner Kit



Smoke-less  
Fire Pit Insert



# ARTFORMS™ + ELEMENTS™

Our Artforms™ Modular Panel System is designed to work seamlessly with Elements™ appliances and accessories for the efficient installation of contemporary outdoor kitchens and living rooms.

## Pro Tip

Set yourself up for repeat business by phasing projects: Start with a patio now—add a kitchen next season!



## OUTDOOR COOKING (carts available for freestanding options)

Gourmet cooking appliances for outfitting outdoor kitchens with grills, burners, smokers and more.



Elements Blue Diamond Kamado



Elements Griddle



Elements Pro Built-In Grill

## OUTDOOR KITCHEN STORAGE

Storage and refrigeration for enhancing functionality.



Elements 2-Bin Trash Door



Elements Double Drawers



Elements 22" Outdoor Refrigerator







# RESOURCES FOR EVERY STEP

EXPLORE LAYING PATTERNS,  
DESIGN TOOLS, AND BUSINESS  
RESOURCES THAT MAKE EVERY  
PROJECT EASIER AND EVERY  
RESULT EXCEPTIONAL





EXPLORE THE 2026

# COLOR OFFERINGS

With so many shades, hues and variations, we've made it easy to create the exact aesthetic and personality to fit each vision.

\*Available in Pavers Only \*\*Available in Walls Only

## Blended Colors

Blends of three or more complementary or contrasting colors create a more dramatic look.



CHESWICK\*



RIVERS EDGE\*\*



NEWPORT GRAY



LIMESTONE\*



DUNES\*



MOCHA\*\*



ARDENNES\*



MISTY MOUNTAIN\*\*



THUNDERHEAD



AVONDALE



POTOMAC



COLONIAL\*\*



IRON BAY



SAVANNAH



ASHWOOD



SHELBY BLEND\*\*



TEAK



DRIFTWOOD

Due to the natural materials in our products, colors may vary from those shown in our catalog. We recommend viewing actual product samples to ensure the perfect color and finish for each project.




## Solid Colors

Products with a consistent color tone throughout are primarily used for design accents or to create a neutral backdrop.



GRAY



MIDNIGHT



MOONLIGHT\*



TAN



BOURBON\*



ROSEWOOD\*

## Tone-on-Tone Colors

Subtle shifts in shade and tone within the same color family are often used to create a contemporary look.



SCANDINA GRAY



SHADED GRAY



ANTHRACITE



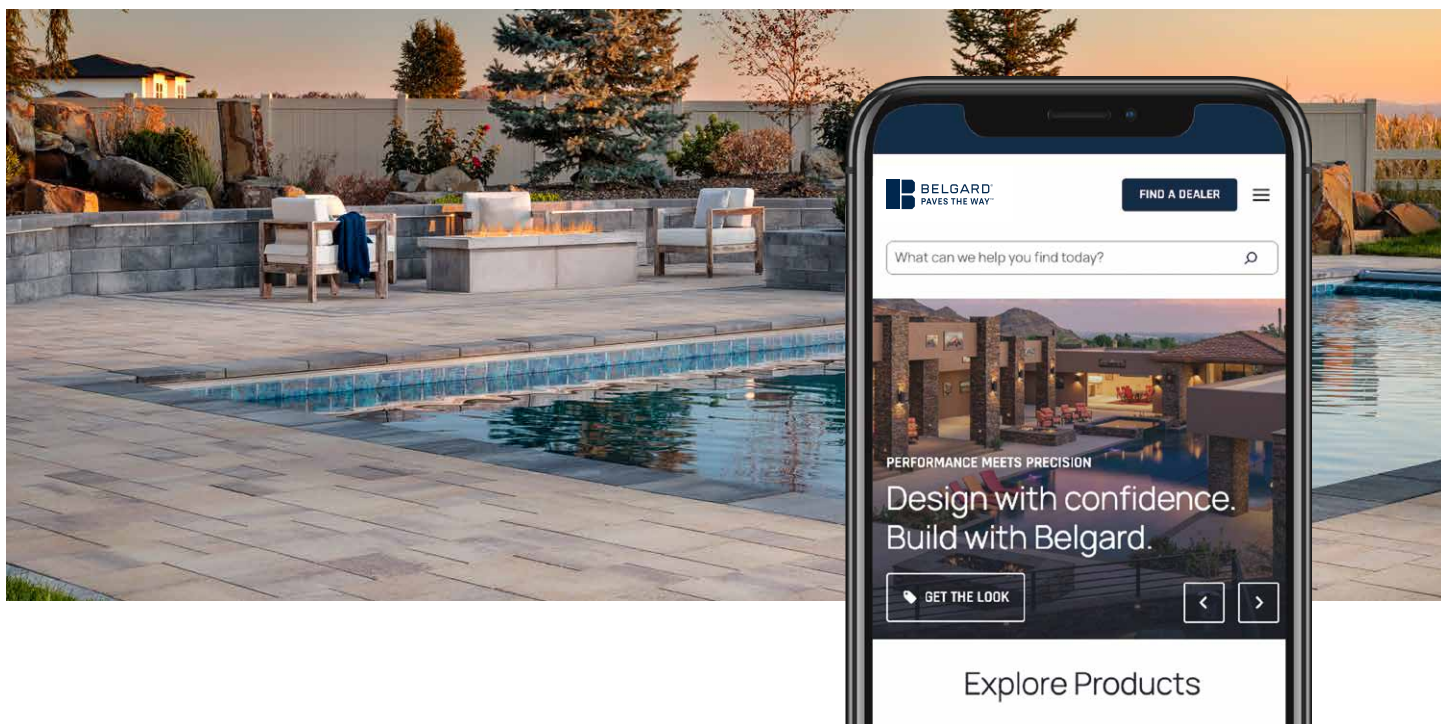
SEPIA\*



HICKORY

## GO BEYOND COLOR

Discover how color is just the beginning. Explore **Belgard.com** for endless inspiration and complete your outdoor living vision with local products.





## PAVER TECHNOLOGY GUIDE

# OPTIONS THAT PERFORM FOR EVERY LIFESTYLE

Choose textures and tones for the desired look, with performance engineered for how the space will be used. No matter the climate or site conditions, the right paver technology stands up to everyday life and delivers lasting style.

**The Right Paver Technology for the Right Project, Every Time.**



### Core Mix

A staple in outdoor patio design, offering consistent color through the whole paver to minimize wear.



### DuraFusion™

Ideal for design-forward projects and regions with harsh or unpredictable winter weather.



### DuraFusion™ + ColorTech™

Ultimate protection offers lasting durability, bold texture, and vibrant color.





**DURAFUSION**  
Papyrus



**DURAFUSION + COLORTECH**  
Dimensions Slab




**CORE MIX**  
Geometric Shapes


**DURAFUSION**  
Dimensions 6 x 9

**CORE MIX**  
Dimensions 12 x 24

**DURAFUSION + COLORTECH**  
Brooklyn



**CORE MIX**  
Origins 18



**DURAFUSION**  
Origins 12

**DURAFUSION + COLORTECH**  
Brooklyn



PROTECT THEIR INVESTMENT

# MAINTENANCE & PROTECTION

For 40 years, Techniseal® products have been trusted by residential and commercial hardscape installers. As a one-stop shop, Belgard offers Techniseal sealers, adhesives and edging to achieve long-lasting results.



WANT MORE  
PRODUCT OPTIONS?

[Belgard.com/Techniseal](http://Belgard.com/Techniseal)



## REMOVE STAINS

Tackle tough surface stains with specially formulated stain removers.



Rust stain  
remover



Dirt & grease  
stain remover

## ELIMINATE EFFLORESCENCE

Maintain and restore the beauty of your hardscape surfaces.



Paver restorer  
removes haze  
created by some  
polymeric sands



Paver Prep dislodges  
efflorescence and  
ground-in dirt

## PREVENT WEEDS & EROSION

Enhance aesthetics, durability and stability of paver projects.




The smart choice  
for everyday  
installations



High-performance,  
the only real  
no-haze, no-dust  
alternative





## Maintenance Tip

Allow pavers to cure prior to sealant application. Discuss with your representative, as cure time varies by climate. Maintain the long-term beauty of pavers by cleaning and resealing every 3 to 5 years.



## STAIN RESISTANCE

Protect pavers or enhance color with top quality sealers.



Natural look with matte finish, preserves the natural beauty of pavers

Color Boost CB+ matte finish, enhances the color of pavers

## ENHANCE STABILITY

NextGel™ technology ensures stability of patios and walkways.



Fortified hardscape concrete edging

## SUPERIOR STRENGTH

Bond construction materials 50% faster (8-minute bond time).



Hardscape foam adhesive



PARTNERING FOR YOUR SUCCESS

# BELGARD AUTHORIZED CONTRACTOR PROGRAM



**SIGN UP  
TODAY**

[Belgard.com/Pro](https://belgard.com/Pro)



✓ **Exclusive Sales Tools**

Win more jobs with custom resources.

✓ **Priority Leads**

Get homeowner inquiries first.

✓ **Homeowner Financing**

Offer flexible payment options.

✓ **VIP Events**

Network and learn at exclusive gatherings.





GROW YOUR BUSINESS WITH BELGARD

# BUILD SKILLS. BOOST PROFITS. DRIVE SUCCESS.

## Hands-On Learning

Master hardscape techniques and trends through interactive sessions.

## Industry Certifications

Earn credentials that build trust and set you apart.

## Networking That Counts

Connect with pros, share ideas, and grow partnerships.

## Flexible Learning Options

Learn in person or online—anytime, anywhere.



**FIND  
TRAINING**

[Beldgard.com/Training](https://Belgard.com/Training)



**BUILD MORE, EARN MORE  
WITH BELGARD.**

Oldcastle® APG Partner Rewards is a contractor loyalty program that not only provides rewards for your purchases across numerous Oldcastle® APG brands, it also opens the door for opportunities to grow your business. Let's build your business together.



— Oldcastle<sup>®</sup>APG —  
**PARTNER  
REWARDS**

**ENROLL  
TODAY**

[OldcastlePartnerRewards.com](https://OldcastlePartnerRewards.com)





CLOSE SALES FASTER

# BELGARD DESIGN STUDIO


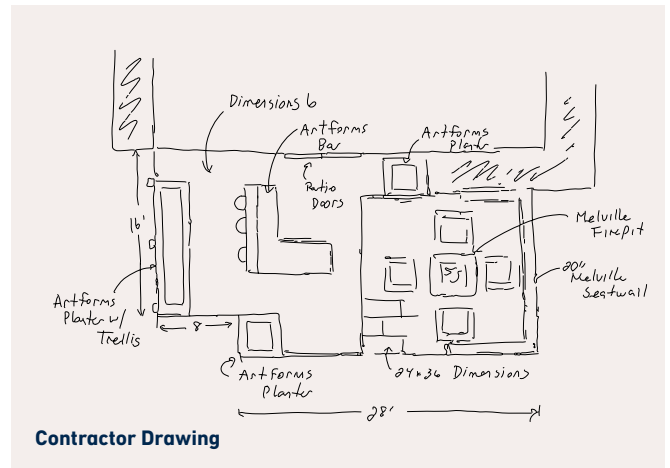
Showing homeowners a clear vision of their project is key to closing the deal. Belgard Design Studio gives you customizable templates and augmented reality tools that make it easy for clients to picture their finished space. By helping them see the design come to life, you remove hesitation and give them the confidence to say yes.

## BELGARD DESIGN STUDIO

Turn your personal photos & sketches into customized 3D digital renderings.



[Belgard.com/DesignStudio](https://belgard.com/DesignStudio)






# BELGARD RESOURCES

## ARTFORMS IDEA BOOK



## ARTFORMS IDEA BOOK - SPANISH



## INSTALLATION GUIDE

## FIND YOUR SALES REP

### Need help with designs?



[Belgard.com/Rooms](https://belgard.com/rooms)

Browse hundreds of pre-designed outdoor living spaces that simplify planning, design, and installation for your dream backyard.

- Create sharable collections of favorite designs
- Customize layouts and materials with Design Studio
- Get full plans with materials lists



INCLUDING  
AUGMENTED  
REALITY!






# LAYING PATTERNS


AutoCAD® hatch pattern files can be downloaded from [belgard.com](http://belgard.com) for use in architectural drawings.

## Brooklyn™

Running Bond | 100% 3 x 9




Basket Weave | 100% 3 x 9



## Charlestone™

Running Bond | 25% 6 x 6, 33% 6 x 9, 42% 6 x 12



Important  
Note

Some patterns may not necessarily reflect the percentages of stone sizes within a particular pallet. In some cases you may have extras in one or more of the sizes. **This must be accounted for in your planning and design.**




## Important Note

Some patterns may not necessarily reflect the percentages of stone sizes within a particular pallet. In some cases you may have extras in one or more of the sizes. **This must be accounted for in your planning and design.**


## Dimensions™ 6 | Origins™ 6

---


3-Piece



Herringbone



Running Bond






## Important Note

Some patterns may not necessarily reflect the percentages of stone sizes within a particular pallet. In some cases you may have extras in one or more of the sizes. **This must be accounted for in your planning and design.**

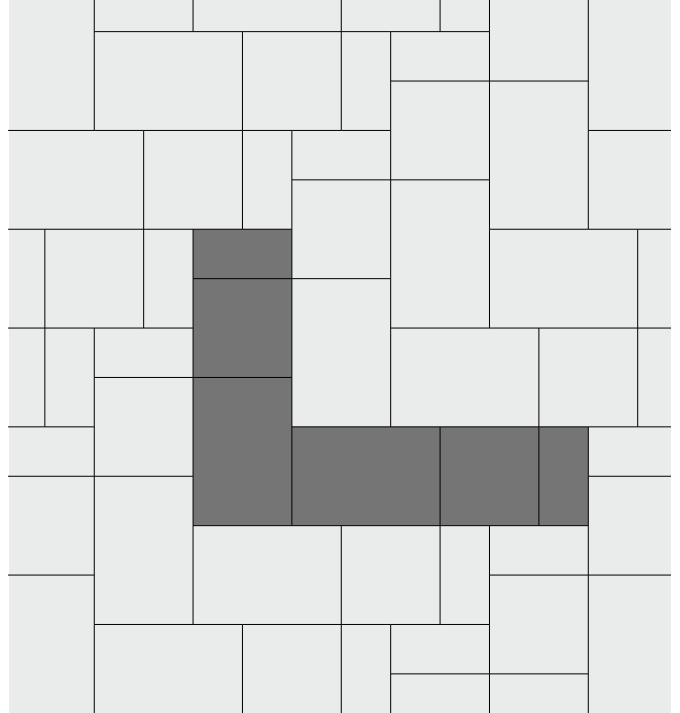
## Dimensions™ 12 | Origins™ 12 | Travertino

---


3-Piece



Herringbone



Running Bond






*Important  
Note*

Some patterns may not necessarily reflect the percentages of stone sizes within a particular pallet. In some cases you may have extras in one or more of the sizes. **This must be accounted for in your planning and design.**


## Dimensions™ 18 | Origins™ 18 | Papyrus™ 18

---


Pattern A



Pattern B



Pattern C




## Important Note

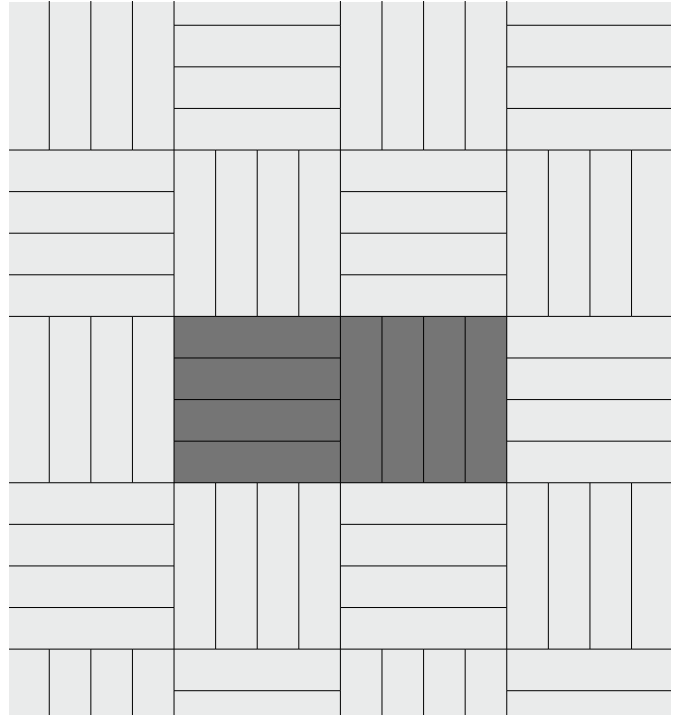
Some patterns may not necessarily reflect the percentages of stone sizes within a particular pallet. In some cases you may have extras in one or more of the sizes. **This must be accounted for in your planning and design.**

## Dimensions™ Paver


Running Bond | 100% 3 x 12




Basket Weave | 100% 3 x 12



Herringbone | 100% 3 x 12



Running Bond | 100% 6 x 9






## Important Note


Some patterns may not necessarily reflect the percentages of stone sizes within a particular pallet. In some cases you may have extras in one or more of the sizes. **This must be accounted for in your planning and design.**

## Dimensions™ Paver


Basket Weave | 100% 6 x 9




Herringbone pattern diagram for 6 x 9 pavers.



Running Bond | 100% 6 x 12



Herringbone pattern diagram for 6 x 12 pavers.




## Important Note


Some patterns may not necessarily reflect the percentages of stone sizes within a particular pallet. In some cases you may have extras in one or more of the sizes. **This must be accounted for in your planning and design.**

## Dimensions™ Slab

Stack Bond | 100% 12 x 24




Running Bond | 100% 12 x 24




## Geometric Shapes

Hexagon | 100% 10 $\frac{1}{2}$  x 12



Diamond | 100% 12 x 12






## Important Note


Some patterns may not necessarily reflect the percentages of stone sizes within a particular pallet. In some cases you may have extras in one or more of the sizes. **This must be accounted for in your planning and design.**

## Holland Stone


Running Bond | 100% 4 x 8



Herringbone | 100% 4 x 8



Basket Weave | 100% 4 x 8




### Important Note


Some patterns may not necessarily reflect the percentages of stone sizes within a particular pallet. In some cases you may have extras in one or more of the sizes. **This must be accounted for in your planning and design.**

## Aqualine™

Running Bond | 100% 4½ x 9 x 3⅞




Basketweave | 100% 4½ x 9 x 3⅞




## Eco Urbana™

3-Piece Pattern A



3-Piece Pattern B



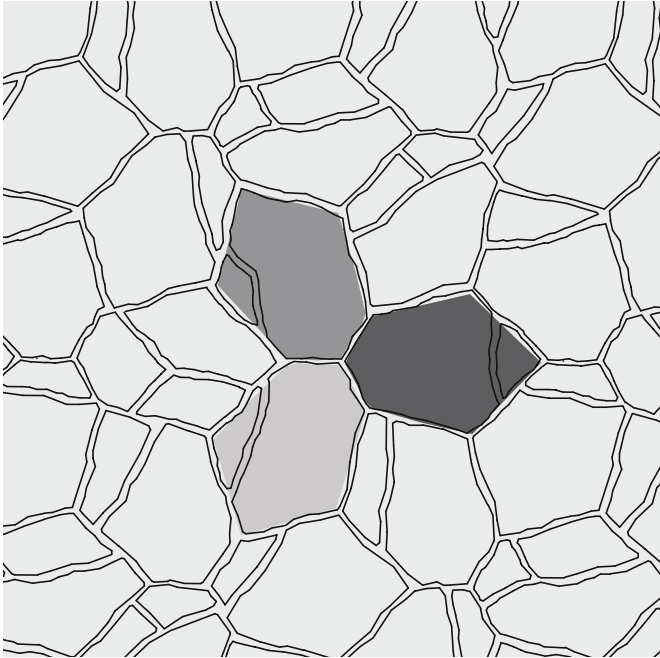


### Important Note

Some patterns may not necessarily reflect the percentages of stone sizes within a particular pallet. In some cases you may have extras in one or more of the sizes. **This must be accounted for in your planning and design.**


## Mega-Arbel®

Cloverleaf | 100% 15 $\frac{3}{8}$  x 21



## Mega-Stone™

Basketweave | 100% 4 $\frac{1}{2}$  x 9 $\frac{1}{2}$  x 3 $\frac{1}{8}$





# Every Outdoor Possibility. One Trusted Partner.

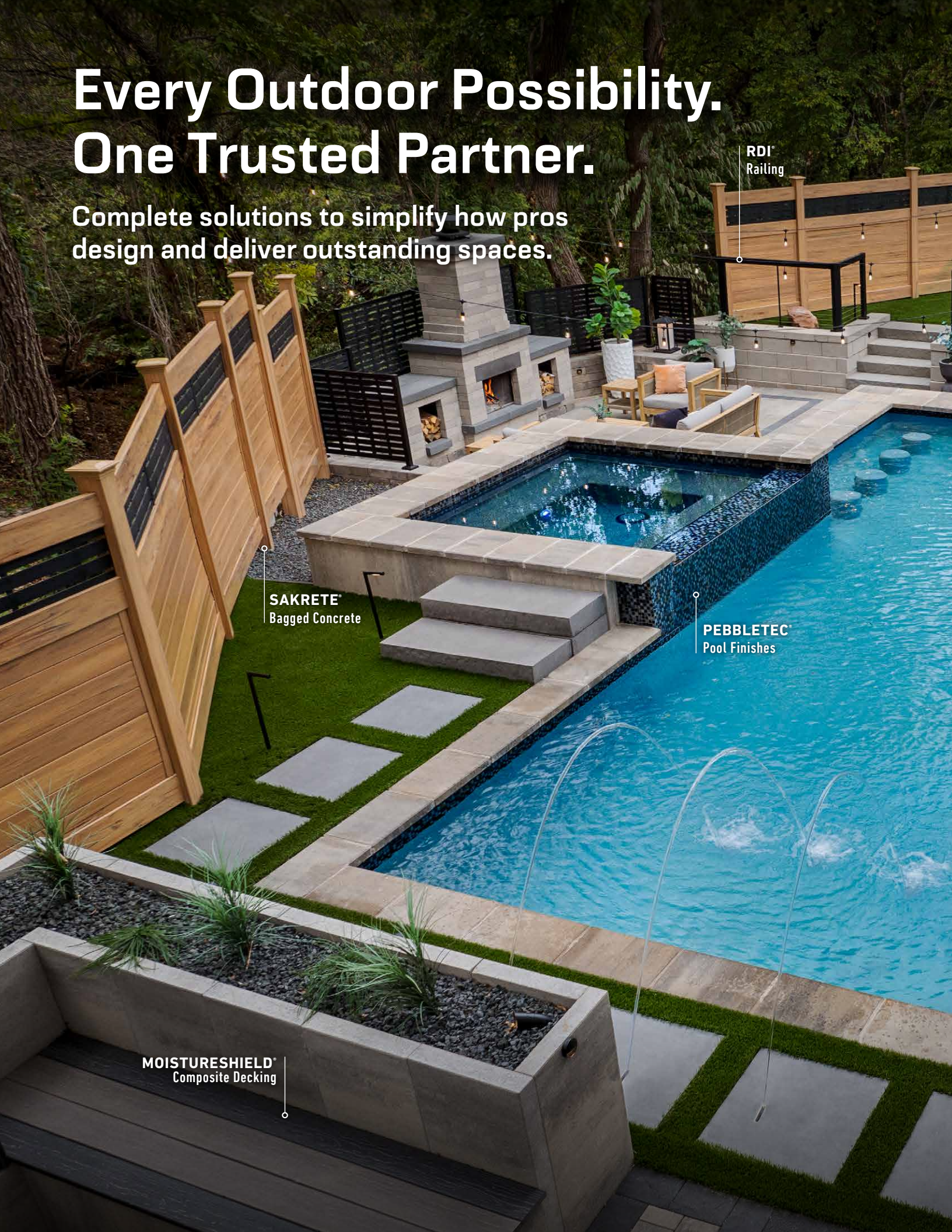
Complete solutions to simplify how pros design and deliver outstanding spaces.

RDI®  
Railing

SAKRETE®  
Bagged Concrete

PEBBLETEC®  
Pool Finishes

MOISTURESHIELD®  
Composite Decking





**CATALYST™**  
Fencing

**FREESTYLE™**  
Shade & Privacy

**ELEMENTS™**  
Outdoor Cooking

**TECHNISEAL®**  
Finish & Protect

**BELGARD®**  
Hardscapes



**Oldcastle® APG**  
A CRH COMPANY

Oldcastle® APG transforms how pros approach outdoor projects with integrated hardscape, decking, fencing and railing solutions backed by the expertise and resources of one powerful partner. The result is streamlined planning, smoother installs and elevated spaces that help more clients Live Well Outside.

**OldcastleAPG.com**



**BELGARD®**

AN OLDCASTLE® APG OUTDOOR BRAND

**BELGARD.COM**

© 2026 Oldcastle® APG, Inc. All Rights Reserved. BEL25-D-555600 | GMS Mid-South | Revised 1/2026