



# ELEVATED OUTDOOR LIVING





# WHY BELGARD?

We'll pave the  
way together

## QUALITY

Your home deserves the highest quality products backed by our lifetime warranty.

## SERVICE

We combine a national network with personalized, local service you can trust.

## INNOVATION

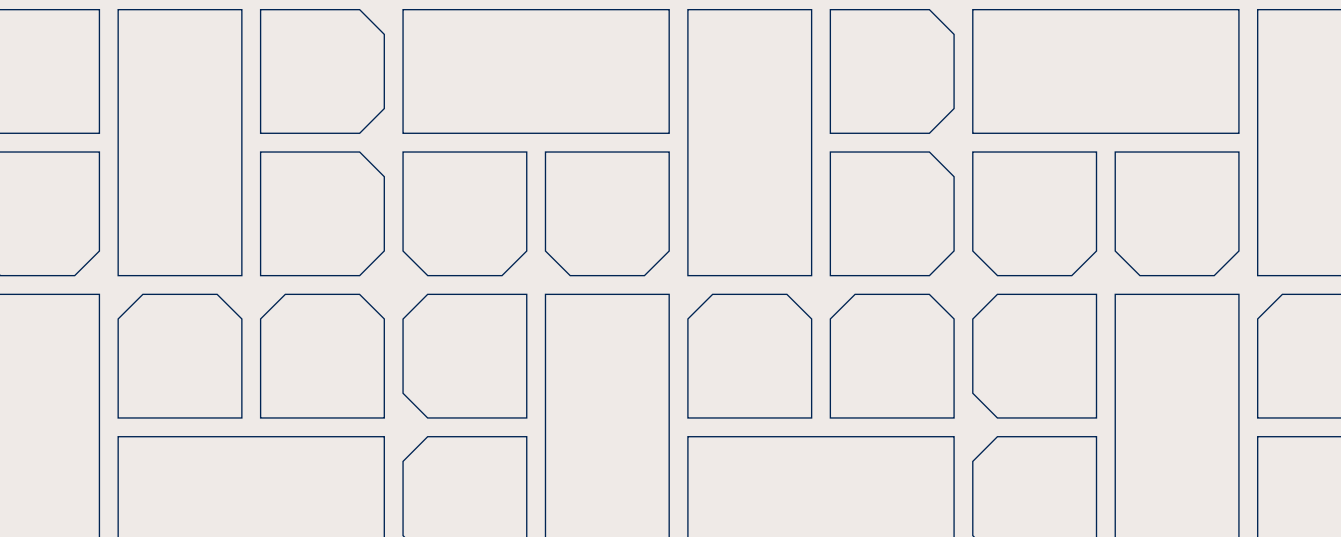
Dedicated research and development lead our innovation as we create the trends that guide the industry.

## EXPERTISE

From inspiration to installation, we have set the standard for hardscapes for over 25 years.

## DESIGN

We combine practical tools with real-world inspiration to help make your outdoor living dreams a reality.







Dimensions™ 12, Melville™ Wall & Mirage Porcelain Pavers





Dimensions™ Slab in Cheswick with Brooklyn™ Border in Midnight & Weston Stone™ Fire Pit with Marina™ Coping Cap in Midnight





## TABLE OF CONTENTS

# MAKE YOUR DREAM A REALITY

### Define Your Style — PAGES 04 - 21



### Shape Your Space — PAGES 22 - 31



### Shop the Products — PAGES 32 - 57



### Plan with Purpose — PAGES 58 - 65







Ashlar Tandem™ Wall and Papyrus™ 3-Piece Paver in Sepia with Dimensions™ Border in Midnight



A high-end outdoor pool area featuring a large, curved swimming pool with clear blue water. The pool is surrounded by a wide, light-colored stone patio with a textured, rectangular tile pattern. In the background, a multi-tiered rock waterfall cascades over large, natural boulders, surrounded by lush greenery and trees. A low stone wall runs along the back of the pool area. The scene is set against a backdrop of rolling hills and mountains under a soft, hazy sky.

# DEFINE YOUR STYLE

DISCOVER THE COLOURS, TEXTURES AND  
PATTERNS THAT EXPRESS YOUR VISION.



# RUSTIC RETREAT

Blending rugged textures, earthy tones, and organic shapes creates a cozy, grounded atmosphere. This style is the perfect match for homeowners seeking a peaceful escape that feels handcrafted and connected to the land.

Mega-Arbel™ in Teak, Landings Step™ in Midnight, Artforms™ in Scandina Grey, Origins™ 18 in Teak




## Earth-Inspired Colour Palette


Use warm neutrals—terracotta, mossy greens, and sunbaked browns—to create a palette that feels organic and inviting. These tones pair beautifully with natural wood furniture and lush plantings.




Origins™ 12 in Ashwood & Ashlar Tandem™ in Ashwood



Origins™ 12 in Cheswick & Marina™ Coping in Midnight



Mega-Arbel® in Iron Bay & Origins™ 12 in Iron Bay with a Brooklyn™ Border in Midnight



Bordeaux Fireplace in Sienna Blend & Holland Stone in Ashbury Haze & Midnight



Dimensions™ 12 in Scandinavia Grey & Belgian Cobble® in Midnight

## Texture-Rich Surfaces

Blend natural, textured surfaces with smoother pavers for a cozy, rustic feel. Cobble-style accents, rug-inspired patterns, and organic stone elements bring the warmth and character of nature into your outdoor space.



# MODERN COASTAL

Inspired by seaside serenity, this trend pairs clean lines with natural textures and sun-washed neutrals, creating a relaxed yet refined space for coastal entertaining or quiet outdoor moments.



Dimensions™ 18 in Scandina Grey with Dimensions™ Border in Midnight





Dimensions™ 12 in Sepia with Midnight Border, Marina™ Coping in Midnight



Artforms™ Planters & Seat Wall in Scandina Grey

## Layered Neutrals

Combine whites, taupes, and pale greys to reflect the coastal light and create a calming visual flow. This palette pairs beautifully with ocean-inspired blues and natural greenery.



Quarziti 2.0 in Mountains, Artforms™ Fire Pit with Quarziti 2.0 Veneers

## Texture Play

Mix hardscape finishes to add depth without disrupting the serene aesthetic. For example, layer smooth surfaces with artisanal textures or add geometric patterns to elevate the look. Think of it like pairing linen with driftwood.



Artforms™ Steps & Papyrus™ in Sepia



Melville™ Wall & Dimensions™ Slab in Scandina Grey



# REFINED TRADITION

This timeless design technique emphasizes symmetry, enhanced details, and a warm, welcoming atmosphere. Refined Tradition is ideal for homeowners who value sophistication and seek outdoor spaces that feel curated and comfortably familiar.








Belair Wall® 2.0 in Iron Bay, Marina™ Coping in Midnight, Dimensions™ Borders in Midnight & Linen



Dimensions™ Antiqued in Sepia

## Warm, Rich Colour Palette


Choose colours like brick red, charcoal, and warm beige to reflect traditional materials and complement classic home exteriors.



Brooklyn™ in Rosewood, Weston Stone™ in Iron Bay & Marina™ Coping in Midnight

## Classic Patterns

Incorporate traditional laying patterns like herringbone, basket weave, or running bond to add visual interest and reinforce the timeless aesthetic.



Holland Stone in Pearl & Bourbon




Cambridge Cobble® in Midnight



# BELGARD IS THE COLOUR AUTHORITY

Belgard is a pioneer in the use of colour for hardscapes. Our rigorous R&D department continually researches design trends and refines processes for transforming locally sourced aggregates into rich colour tones that maintain their beauty for a lifetime.



Melville Wall in Newport Grey, Dimensions & Origins in Shaded Grey & Ashbury Haze and a Holland Stone border in Midnight





Cheswick



Pearl



Scandina Grey



Shaded Grey



Fog



Newport Grey

The right blend of colour and texture can take your patio from simple to stunning. Mix shades and finishes to match your personality and create a space that feels unique to your style.

## Your Imagination Has No Limits

YOUR COLOUR CHOICES SHOULD BE NO DIFFERENT.



Iron Bay



Anthracite



Midnight



Teak



Rosewood



Bourbon

From rich, warm earth tones to grays and serene neutrals, we have the ideal shade and coordinating colours across our most popular styles to enhance your home.



Cliffside



Ashwood



Hickory



Sepia

Due to the natural materials in our products, colours may vary from those shown in our catalogue. We recommend viewing actual product samples with your contractor to ensure you choose the perfect colour and finish for your project.



## THE ART OF DESIGN


# MAKE YOUR STATEMENT WITH COLOUR

While your hardscape choices form the foundation of your outdoor space, the colours you choose help define the mood and style of the space and reflect your personality. Soft, natural tones foster relaxation, while vibrant accents inject energy for lively entertaining areas. Use contrasting colours to add flair and showcase your confidence and creativity.



## Solid Shades

Solid shades create a clean, cohesive look that enhances architectural lines and allows landscaping and décor to stand out.



## Monochromatic

Monochromatic paver colours use different shades of the same hue to create a sleek, unified look that lets textures, patterns, and surrounding elements stand out without visual clutter.

## Contrasts


Contrasting colour tones enhance outdoor spaces by defining patterns, borders, and architectural features for a custom look.






## Cool Blends

Greys with blue tones add a refreshing, modern touch to outdoor spaces, elevating style with subtle sophistication.



## Warm Tones

Browns, tans, and other earthy tones create a cozy, inviting feel, echoing natural elements like sun-warmed stone and soil for a grounded, welcoming vibe.



## Mix & Match

Mixing and matching paver colours adds depth and visual interest to outdoor spaces, creating a dynamic look that highlights patterns, textures, and architectural features.



FROM GRAND TO INTIMATE

# HOW SCALE TRANSFORMS

The size of your patio sets the tone for how you'll use it, and the pavers you choose can make it feel cozy, expansive, modern, or traditional. Here's a guide on how to choose the right paver size for your space.



## Modern and Spacious

**DIMENSIONS™ 24 X 36**

Larger slabs open up the design, creating a smooth, modern look that feels expansive and uncluttered. Ideal for bigger patios, they emphasize flow and a contemporary sense of space.





## Perfectly Proportioned

**DIMENSIONS™ 12 X 24**

Mid-sized pavers strike the perfect balance between detail and simplicity. They complement most spaces and pair beautifully with surrounding materials for a clean, cohesive look.



## Detailed and Dynamic

**DIMENSIONS™ 3 X 12**

Smaller pavers create a sense of texture and movement—perfect for cozy patios or compact spaces. Their tighter pattern adds visual interest and makes areas feel more intimate.






DESIGN YOU CAN FEEL

# THE POWER OF TEXTURE

Texture is one of the most powerful tools in hardscape design, adding both personality and traction underfoot. Mix textures to balance interest, play with light and shadow, and create spaces that are both safe and inviting.

Charlestone™ in Fog, Brooklyn™ in Midnight & Papyrus™ in Scandina Grey





## Layer in Vertical Texture

Pair complementary textures across pavers and walls for a cohesive look, or contrast finishes to create visual depth and distinction between horizontal and vertical surfaces.

### Smooth



### Slate / Textured



### Tumbled / Antiqued



### Artisan






DEFINING PERSONALITY & FLOW

# ENDLESS PATTERNS. INFINITE DESIGNS.

Pattern does more than decorate. It guides movement, defines zones, and sets the mood. Straight lines feel calm, while angles add energy. Borders and rug-like layouts frame patios, paths, and seating areas.










## Small Detail. Big Design Impact.

### BROOKLYN™

Joint sand colour affects the overall mood of a design. Tone-on-tone colour creates a soft seamless look. Contrasting colour sharpens lines and spotlights the pattern.







**Patterns set the tone: relaxed and timeless or bold and contemporary.  
Colours affect whether that look feels subtle or striking.**





**Step Stones  
& Walkways**

**Patios &  
Entertaining**

**Bars & Outdoor  
Kitchens**



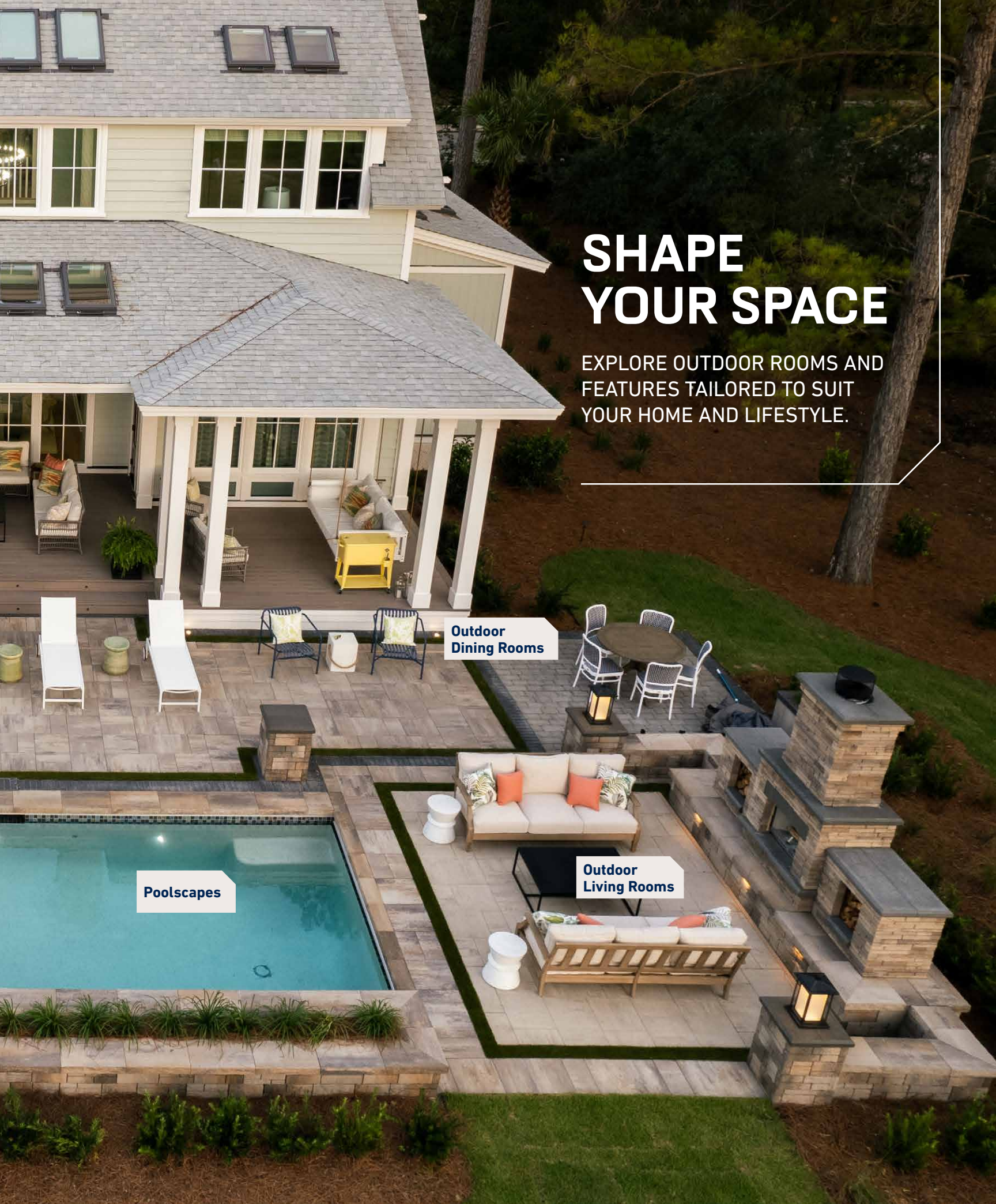
# SHAPE YOUR SPACE

EXPLORE OUTDOOR ROOMS AND  
FEATURES TAILORED TO SUIT  
YOUR HOME AND LIFESTYLE.

**Outdoor  
Dining Rooms**

**Poolsapes**

**Outdoor  
Living Rooms**






NOW WE'RE COOKING

# CRAFTED FOR YOUR LIFESTYLE

Whether you just grill on the weekends or fancy yourself a full-time alfresco aficionado, your outdoor kitchen should reflect how you live. Define what matters most, so you can build a space that fits your lifestyle, not just your backyard.




Elements™ Blue Diamond Smoker

## Signature Kitchen

FEATURING ASHLAR TANDEM™

The ultimate outdoor destination for those who love to cook and entertain. Featuring a full kitchen with a grill, pizza oven, smoker, and defined dining and lounge zones, this expansive space turns your backyard into a culinary retreat.





## Entertainer's Kitchen

### FEATURING ARTFORMS™

Blending style and function, this built-in design adds counter space, storage, and room to gather. With a built-in grill and optional sink or fridge, it's ideal for hosting friends or family in comfort and style.



## Essential Kitchen

### FEATURING MELVILLE™ WALL

Effortless and inviting, this streamlined setup is perfect for casual cooking and relaxed dining. A simple grill brings everyday meals outdoors with ease.



FIRE FEATURES

# IGNITE OUTDOOR LIVING

Melville™ Fireplace  
& Wood Boxes

## Timeless Warmth, Instantly Installed

From simple fire pits and sleek fire tables to elegant outdoor fireplaces, Belgard offers a variety of options to fit your style and space.



Melville™ Linear Fire Table



Artforms™ Recessed Fire Pit



Weston Stone™ Fire Pit



## One Foundation, Two Distinct Styles.

### BORDEAUX™ SERIES & MELVILLE™ SERIES

The Bordeaux and Melville Series use the same building blocks but offer different styles. Melville is sleek and modern, Bordeaux is warm and natural with accent colours. Both series offer a variety of fire feature options.



Bordeaux™ Linear Fire Table



Add caps or keep  
the clean edge.  
*Caps sold separately*

Melville™ Wedge Fire Pit

## Contemporary Comfort

### MELVILLE™ WEDGE FIRE PIT

The timeless design on this circular fire pit enhances any space, perfectly complementing our Melville Series of walls and outdoor features. Use as a wood-burning feature or convert to gas with an Elements™ fire pit insert.

## More Options. More Fire.

Discover our complete collection of fire pits, fireplaces, and outdoor features online.



[Belgard.com/FireFeatures](https://belgard.com/FireFeatures)



## STRUCTURE & STYLE

# WALLS THAT DEFINE SPACES


The world is not flat, and sometimes retaining walls are a necessity. Whether the need is functional or purely aesthetic, Belgard has a stylish option for every use.

## Freestanding Walls

Perfect for seating areas, property borders, or to define spaces—no soil support needed, just pure design versatility.

## Garden Walls

Low-profile walls ideal for flower beds, raised planters, or accent borders that add polish and structure to any landscape.



Freestanding Wall Featuring Melville® Wall in Ashwood



Freestanding / Retaining Wall Combo  
Featuring Ashlar Tandem™ in Scandina Grey

## Retaining Walls

Hold back soil and manage slopes while creating level spaces for patios, gardens, or driveways. Functional strength with lasting beauty.

## Tiered Walls

Create visual depth and dynamic elevation with multi-level walls that blend functionality and design in layered harmony.

### *Plan with Purpose*

Before choosing a wall product, consider what it needs to do—hold back soil, create levels, or simply add style. Function determines the right design.



### Ask Your Pro

Review retaining wall plans with your pro. Walls taller than a system's recommended gravity wall height should be designed by a qualified engineer.



Tiered Retaining Wall Featuring Diamond Pro® Air in Tan

## Smart Strength for Every Landscape

### DIAMOND PRO® AIR

Engineered for performance and designed to impress, Diamond Pro Air offers multiple textures and colours to fit your personal style.





SMART DETAILS FOR YOUR LIFESTYLE

# DESIGNS FOR EVERY BUDGET

These three layouts use the same footprint to show how one backyard can fit different lifestyles and budgets, from simple gatherings to full-on entertaining. Plan a patio that matches how you cook, relax, and connect today, with features you can add as your needs evolve.



Lamina Tandem™ Kitchen & Bar, Elements™ Outdoor Kitchen Appliances & Storage, Bordeaux™ Series Fireplace, Origins™ 12 Pavers, Dimensions™ Paver & Slab, Melville™ Curb & Wall Columns

## Entertainment-Ready Retreat

Bring your outdoor lifestyle to its fullest with a complete kitchen, spacious built-in dining, and a fire feature—all thoughtfully connected for effortless entertaining and relaxation.

### Planning Tip

Your dream patio doesn't have to happen all at once. If you are building in phases, smart planning upfront will save time and money later.



## The Conversation Starter

Extending the patio design below with a fire pit living area creates multiple places to unwind. This layout supports alfresco meals, relaxed lounging, and late-night conversations, whether built all at once or in phases.



## The Simple Life

A cozy 10' x 10' patio with a built-in grill island keeps outdoor living straightforward and inviting. Clean lines and a focused layout provide room for everyday dining and gathering while keeping materials and installation streamlined.





Melville™ Wall in Scandina Grey with Midnight Cap and Dimensions™ Slab in Scandina Grey





# SHOP THE PRODUCTS

EXPLORE THE PRODUCTS THAT MATCH  
YOUR STYLE & DEFINE YOUR SPACE.



# BELGIAN COBBLE®

Paver | 60mm


Emulating the look of stones found lining a mountain creek bed, this multi-piece system can be installed as a permeable system and has seven unique shapes for creating natural random patterns and picturesque settings.



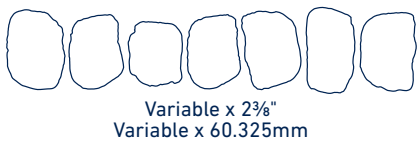
DRIVEWAY  
APPROVED



PERMEABLE  
APPLICATION



MIDNIGHT



## Uplevel the Look

Consider using Belgian Cobble® for elegant borders, accents, or inlaid rug designs to enhance your patio's overall aesthetic.





# BROOKLYN™

## Paver | 60mm

Its warm, weathered stone look brings timeless character to outdoor spaces, with defining hues and rustic charm ideal for walkways, borders, and patios that balance heritage appeal with enduring visual harmony.



MODULAR  
SIZING



DRIVEWAY  
APPROVED



DURAFUSION  
TECHNOLOGY



BOURBON



MIDNIGHT



ROSEWOOD

3 x 9"  
76 x 229mm

### Uplevel the Look

Try using Brooklyn™ as  
a border or accent band  
with Dimensions™ Slab.

**See page 39**





# CHARLESTONE™

## 3-Piece Paver | 60mm

Designed to evoke the charm of early American streets, this system mimics the historical elegance of weathered, hand-cobbled stone and is particularly ideal for driveways and paths.

### Ask Your Pro

Designed for fast machine installation by a contractor, Charlestone™ can quickly create a driveway with maximum charm, while minimizing disruption and installation time.



MODULAR  
SIZING



DURAFUSION  
TECHNOLOGY



MECHANICAL  
INSTALL



DRIVEWAY  
APPROVED



CHESWICK



IRON BAY



MIDNIGHT

6 x 6" 152 x 152mm	6 x 9" 152 x 229mm	6 x 12" 152 x 304mm
--------------------------	-----------------------	------------------------


3-Piece



# CLASSIC STANDARD

Paver | 60mm | 80mm


The distinct smooth face, clean lines and superior wear-resistance of DuraFusion Technology makes this paver a perennial classic that is versatile and provides a polished aesthetic.




Midnight




Shaded Grey




CHESWICK



MIDNIGHT



HARVEST



SHADED GREY

$4\frac{7}{16} \times 4\frac{7}{16}$ "  
112.5 x  
112.5mm

Half Standard

$4\frac{7}{16} \times 8\frac{7}{8}$ "  
112.5 x 225mm

Standard

Also available in 80mm

$8\frac{7}{8} \times 8\frac{7}{8}$ "  
225 x 225mm

Double Standard

## Ask Your Pro

Ask how Classic Standard can shape a driveway that feels both classic and long-lasting. The 80mm option provides reliable strength.



# DIMENSIONS™

## 3-Piece System | 60mm

As Belgard's most popular paver, versatility meets contemporary design with multiple system sizes that all feature a smooth face and crisp, clean lines that elegantly coordinate with any architectural style.



### Planning Tip!

A dark coping colour adds bold contrast to a monochromatic palette.



ANTHRACITE



CHESWICK



HICKORY



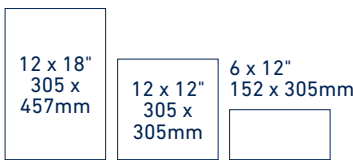
SEPIA



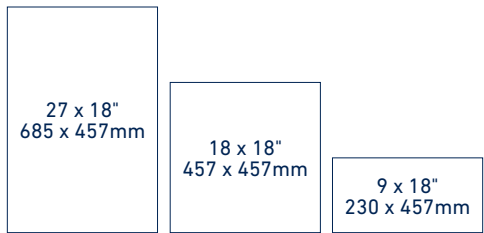
SHADED GREY



Dimensions 6 | 3-Piece



Dimensions 12 | 3-Piece



Dimensions 18 | 3-Piece



# DIMENSIONS™

## Slab | 60mm

A superior choice for contemporary designs, this slab's expansive size and clean, crisp lines create a stunning, modern look for open spaces and feature a smooth, linear surface that elevates minimalist aesthetics.

### Complete the Look

Try pairing Dimensions™ Slab with Brooklyn™ Paver in Midnight.

**See page 35**



Scandina Grey



ANTHRACITE



CHESWICK



HICKORY



SHADED GREY

9 x 18"  
229 x  
457mm

12 x 24"  
305 x 610mm

15 x 30"  
381 x 762mm

24 x 24"  
610 x 610mm

24 x 36"  
610 x 915mm




# EMPIRE™

## Paver | 60mm

Seven distinct textures add a hand-tooled look to classic herringbone and basketweave patterns, creating striking visual and tactile character for patios and walkways.



Scandina Grey



MIDNIGHT



SCANDINA GREY



Scandina Grey

3 x 12"  
76 x 305mm

### Uplevel the Look

Use Empire™ as an accent with smooth pavers to add subtle texture and visual depth.






# FLAGSTONE

## Paver | 60mm

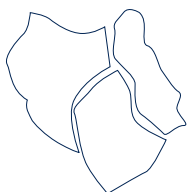
With an irregular shape and six distinct false joint textures, this paver creates an authentic random-laid flagstone look with no detectable pattern and distinctive colour blends that replicate the look of natural cut stone.



Granite



Granite

GRANITE SANDALWOOD 

15 x 19 3/4"  
381 x 501mm



# GEOMETRIC SHAPES

## Paver | 60mm

A geometric standout for modern hardscapes, this smooth-faced hexagon paver supports contemporary layouts, inlaid accents, and art deco-inspired patterns that bring bold symmetry and visual sophistication to open-air designs.



Pair with:  
Dimensions™ Paver

Anthracite & Scandinavia Grey



ANTHRACITE



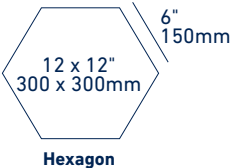
CHESWICK



SCANDINAVIA GREY



SHADED GREY



### Complete the Look

Pair Hexagon 6 with the Origins™ or Dimensions™ paver lines for dynamic inlaid designs.

See pages 38 & 43





# ORIGINS™

## 3-Piece System | 60mm

Emulating the look and texture of natural stone, this paver system features a slate-inspired surface and earthy tones that blend with outdoor surroundings, enhancing organic flow and harmony across landscape designs.



### Planning Tip!

For organic flow into the surrounding landscape, add ground-level gardens with native plants and natural stone.



**ASHWOOD**   
Special Order



**CHESWICK**



**IRON BAY**



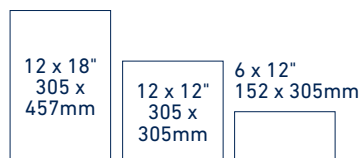
**NEWPORT GREY**



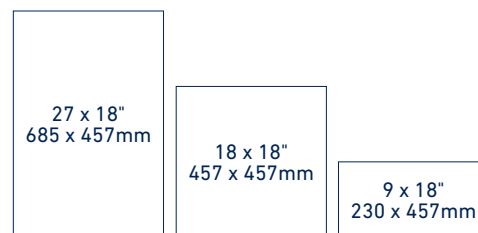
**TEAK**



Origins 6 | 3-Piece



Origins 12 | 3-Piece



Origins 18 | 3-Piece



# PAPYRUS™

## 3-Piece Paver | 60mm

An organic textural experience with modern elegance, this paver’s distinctive face evokes the dimensional richness of woven textiles or hand-tooled stone, adding depth and refined character to contemporary spaces.



Sepia



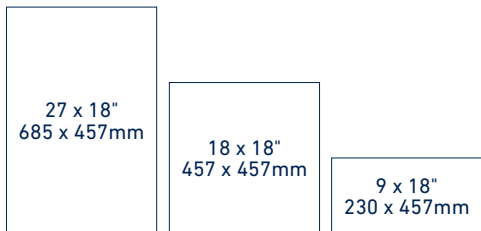
Scandina Grey



SCANDINA GREY 



SEPIA 



Papyrus 18 | 3-Piece

### Uplevel the Look

For visual contrast, pair Papyrus™ with Belgian Cobble® in Midnight.

**See page 34**







# FINISH YOUR SPACE

## Coping, Caps & Steps

Create a cohesive look across patios, pool decks, gardens, and outdoor living spaces with coordinating caps, coping, and steps that bring smooth transitions and polished edges to tie everything together.



### *There's More!*

Plan finishing touches as part of the overall design to give your space cohesive, elevated character.



# BALTICA

## Porcelain Paver | 20mm

A harmony of beauty, strength and versatility, subtle striations and tonal movement create a modern slate aesthetic and a relaxed neutral backdrop that pairs with any design style.



SLIGHT SHADE  
VARIATION



LOW SOLAR HEAT  
ABSORPTION



Blanc



BLANC



CRÈME



LUNE



NUIT

24 x 24"  
600 x  
600mm



# GLOCAL

## Porcelain Paver | 20mm

The smooth concrete-like finish offers a clean, contemporary aesthetic in large-format sizes. Its structured and tight surface texture in neutral shades makes this porcelain paver a distinctive and adaptable design element.

### Planning Tip!

When designing a patio or terrace in sunny climates, keep your space cooler by choosing light coloured porcelain pavers that feature low heat absorption rates.


**v2** SLIGHT SHADE VARIATION



IDEAL **v2**



TYPE **v2**



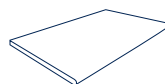
CLASSIC **v2**



ABSOLUTE **v2**

24 x 24"  
600 x  
600mm

24 x 48  
600 x 1200mm



12 x 24"  
300 x 600mm  
Unico 2.0



# KAO

## Porcelain Paver | 20mm

Every texture and grain in this collection is thoughtfully recreated to reflect the character of natural wood, bringing authentic warmth, crafted detail, and lasting outdoor beauty to your patio or walkway.

**v3** MODERATE SHADE  
VARIATION



Spice



Caramel



CARAMEL **v3**



HAZELNUT **v3**



SPICE **v3**

### Planning Tip!

Use porcelain pavers in areas where stain-resistance is important. Their ultra-low absorption quality makes them low-maintenance and highly durable.

12 x 48"  
300 x 1200mm



# NOVEMBER

## Porcelain Paver | 20mm

Inspired by nature, this versatile porcelain paver features a refined texture that echoes stone and cement. Gentle shading adds depth and understated beauty for a warm, modern look that feels effortlessly balanced.



SLIGHT SHADE  
VARIATION



LOW SOLAR HEAT  
ABSORPTION



RAIN



WIND



WARM



LAND

24 x 24"  
600 x  
600mm



# ARTFORMS™

## Modular Panel System

Innovative large-format modular panels offer contemporary lines and endless design flexibility for outdoor kitchens, seating, fire features, and gardens—creating functional spaces with durable, livable charm.



MODULAR  
SIZING



FIRE PITS



KITCHEN



STEPS



Scandinia Grey



Scandinia Grey



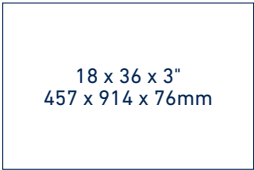
ANTHRACITE



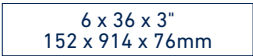
HICKORY  
Special Order



SCANDINA GREY



18 x 36 x 3"  
457 x 914 x 76mm



6 x 36 x 3"  
152 x 914 x 76mm

### Uplevel the Look

Use Papyrus Artforms™ panels or a lush vertical garden to layer in organic texture and visual impact while softening the overall feel of the design.





# DIAMOND PRO® AIR SMOOTH

## Retaining Wall

A sleek, near-vertical profile and smooth face deliver clean lines and modern impact to transform slopes into terraces, maximize usable space, and create outdoor settings that feel intentional and beautifully framed.



STEPS



COLUMNS



Shaded Grey



ANTHRACITE



HICKORY



SHADED GREY

H x W x D

8 x 18 x 11½"  
200 x 460 x 292mm

Wall Block

8 x 18 x 9"  
200 x 460 x 228mm

Corner

4 x 18/12 x 13"  
230 x 460 x 330mm

Cap

### Planning Tip!

When creating a terrace with retaining walls, plan for how you will use that space. Remember to plan for plumbing and power before the wall goes in.



# DIAMOND PRO® AIR STRAIGHT

## Retaining Wall

A rugged split-stone face and crisp edges bring organic texture and timeless character to retaining and terraced walls—ideal for shaping slopes, framing gardens, or adding structure to outdoor spaces.



CHARCOAL



GREY



TAN

H x W x D

8 x 18 x 11½"  
200 x 460 x 292mm

Wall Block

8 x 18 x 9"  
200 x 460 x 228mm

Corner

4 x 18/12 x 13"  
230 x 460 x 330mm

Cap



# MELVILLE™ WALL

## Garden Wall | Freestanding Wall

A distinctive smooth face, subtle edges and clean design make this wall stand out for the modern aesthetics it provides. The system is comprised of a double-sided wall unit, along with a matching cap.



FIRE PITS



KITCHEN




STEPS




COLUMNS



GARDEN



Shaded Grey & Anthracite



Anthracite



ANTHRACITE



HICKORY  
Special Order



SHADED GREY

### Uplevel the Look

Caps and coping add a finishing touch and tie a design together. Melville™ Wall is designed so the cap can actually be integrated for visual interest.

H x W x D

4 x 20 x 10"  
100 x 500 x 250mm

Wall Block

4 x 9½ x 10"  
100 x 240 x 250mm

Wedge

2 x 20 x 13"  
50 x 500 x 330mm

Cap



# STACKSTONE®

## Garden Wall | Freestanding Wall

This block features a self-aligned tapered design, beveled profile and classic split-stone finish on two sides for the easy creation of small garden and freestanding walls.



FIRE PITS



KITCHEN




STEPS



COLUMNS



GARDEN



Charcoal



Charcoal



CHARCOAL



HICKORY

H x W x D

4 x 8 x 8"  
100 x 200 x  
200mm

Wall Block

4 x 8 x 8"  
100 x 200 x  
200mm

Cap

4 x 11 x 8"  
100 x 275 x 200mm

Corner

### Uplevel the Look

Since Stackstone is designed to be versatile, use these blocks to create features like columns and stairs or for landscaping projects that entail installation of garden walls, flowerbed edging and tree rings.



# STERLING®

## Retaining Wall | Freestanding Wall

The classic split-stone look of this retaining wall block is paired with an innovative design that allows the block to be split in half to create two-sided freestanding walls.



FIRE PITs




KITCHEN



STEPS



COLUMNS



CHARCOAL



GREY



SILVERADO  
Only available in Wall Block

H x W x D

6 x 17¾ x 12"  
152 x 451 x 305mm

Wall Block

3 x 18/12 x 13"  
75 x 457/305 x 330mm

Cap



EXPLORE THE 2026

# FULL PRODUCT COLOUR OFFERINGS

With so many shades, hues and variations, we've made it easy to create the exact aesthetic and personality to fit your vision.

\*Available in Pavers Only   \*\*Available in Walls Only



VISIT  
**BELGARD.CA**

Scan the QR to explore the full product and colour offering in your region.

## Solid Colours

Products with a consistent colour tone throughout are primarily used for design accents or to create a neutral backdrop.



## Tone-on-Tone Colours

Subtle shifts in shade and tone within the same colour family are often used to create a contemporary look.



Due to the natural materials in our products, colours may vary from those shown in our catalogue. We recommend viewing actual product samples to ensure the perfect colour and finish for each project.



## Blended Colours

Blends of three or more complementary or contrasting colours create a more dramatic look.



GRANITE\*



NEWPORT GREY\*



TEAK



SANDALWOOD\*



ROCKY MOUNTAIN BLEND\*\*



IRON BAY



SILVERADO\*\*



ASHWOOD



CHESWICK

## THERE'S MORE TO LOVE

Please visit [Belgard.ca](http://Belgard.ca) to view our extensive portfolio of outdoor living products.



Pavers & Slabs



Porcelain Pavers



Wall Systems



Kitchens & Fire Features



Coping, Caps, Edgers & Steps









# PLAN WITH PURPOSE


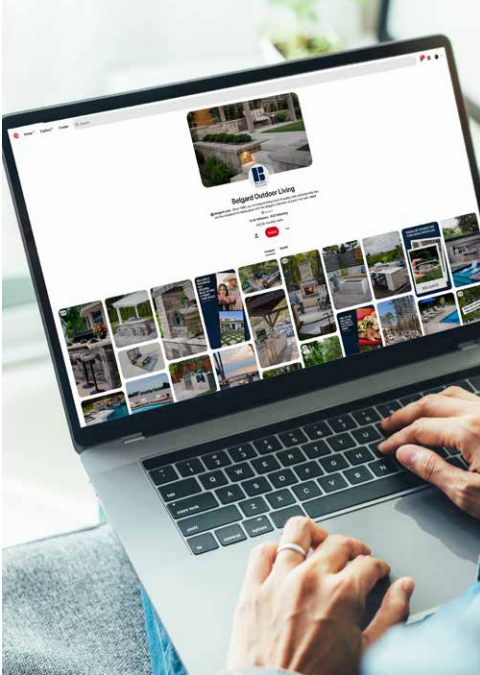
TOOLS & SUPPORT FROM  
INSPIRATION TO INSTALLATION  
AND BEYOND



# START YOUR PROJECT TODAY

## A DESTINATION WORTH THE JOURNEY

With the complexities that go into an outdoor project, getting started can be overwhelming. And sometimes, unexpected delays can make the process seem even more daunting. Our comprehensive project guide can help prepare you for each phase of the process from inspiration to installation and beyond. Let's walk the path together.



### SHAPE YOUR VISION

4-6 WEEKS



Seek out inspirational ideas and research local restrictions. And remember, how you plan to use the space is as important as how you want it to look.

### FIND A CONTRACTOR

2 WEEKS



Whether working with a referred contractor or using our resources to find one, this is the phase where you solidify your project timeline and begin product selection.

### DESIGN YOUR SPACE

4-6 WEEKS



This is the fun part, but sometimes it can take some time to get the design just right. Check out our Belgard Rooms platform to give yourself a head start.



## Planning Tip

Spring and Summer are the busiest seasons for contractors. Start planning during Winter and source your contractor weeks or even months prior to the start of your project.



## INSTALLATION

2-12 WEEKS

## AFTER INSTALLATION

6 WEEKS - 12 MONTHS



Permit requirements, weather and other delays can sometimes make progress seem slow. But Belgard's innovative systems help speed installation to get you living in your space sooner.



Don't forget to have your pavers sealed and to register your warranty. Now you're ready for a lifetime of outdoor living enjoyment!

**[Belgard.com/Warranty](https://belgard.com/warranty)**



## GET DETAILED PLANNING TIPS

Scan the QR to download the full project planning guide.



# THE BENEFITS OF HIRING A BELGARD AUTHORIZED CONTRACTOR

Belgard carefully vets and monitors our authorized contractors, so you know you're hiring a professional who meets strict standards of workmanship and customer service.

## ✓ Installation Expertise

All Belgard Authorized Contractors (BACs) are trained and certified in proper installation techniques for pavers, retaining walls, and outdoor living features, ensuring your project is durable and safe with lasting beauty.

## ✓ Workmanship Warranty

When you hire a BAC, you not only get our lifetime product warranty, but up to a 5-year workmanship warranty on the installation, too.

## ✓ Elevated Design

BACs provide expert advice on design strategies like layout, aesthetics, and drainage and have access to Belgard's 3D renderings to realistically visualize your space.

## ✓ Flexible Financing

BACs can offer homeowners Belgard's flexible financing program as a way to build your dream now and pay over time.

## A Customer Testimonial



"Working with our Belgard Authorized Contractor was the best decision we made. Their expertise and focus on our lifestyle transformed our unused front yard into the social courtyard of our dreams."

**Kayla Cummings, Michigan**



**FIND A BELGARD  
CONTRACTOR**

[Belgard.com/find-contractor](https://Belgard.com/find-contractor)







## Peace of Mind With Our Lifetime Limited Warranty

- Transferable warranty
- Timely investigations
- Replacement of defective product at no charge



**REGISTER YOUR WARRANTY**

[Beldgard.com/Warranty](https://Belgard.com/Warranty)




# Backyard Plans, Ready to Build



[Belgard.com/Rooms](https://belgard.com/Rooms)

Browse hundreds of pre-designed outdoor living spaces that simplify planning, design, and installation for your dream backyard.



Yardzen

## Custom Plans for Your Property

Simply share photos and details of your home, yard and style. Yardzen's expert designers create a personalized Belgard outdoor space specifically for your home, then deliver realistic renderings and a build-ready plan.

Visit [Yardzen.com](https://yardzen.com) to start your transformation.

CONNECT  
WITH A DESIGN  
EXPERT TODAY.





# Every Outdoor Possibility. One Trusted Partner.

The outdoor space you've always wanted,  
beautifully coordinated and built to last.

RDI®  
Railing

SAKRETE®  
Bagged Concrete

CATALYST®  
Fencing

FREESTYLE™  
Shade & Privacy

ELEMENTS™  
Outdoor Cooking

PEBBLETEC®  
Pool Finishes

BELGARD®  
Hardscapes

MOISTURESHIELD®  
Composite Decking

TECHNISEAL®  
Finish & Protect



**Oldcastle®APG**  
A CRH COMPANY

As a complete family of premier outdoor living brands, Oldcastle® APG transforms outdoor spaces and the way families live in them. We create places to connect, reflect and recharge so more people can truly Live Well Outside.

**OldcastleAPG.com**



BELGARD®

AN OLDCASTLE® APG OUTDOOR BRAND

BELGARD.CA

© 2025 Oldcastle® APG, Inc. All Rights Reserved. BEL25-D-576300 | Canada | Revised 12/2025