

# BELGARD®

Pro Consultation Guide



# WHY PROS CHOOSE BELGARD

## EXPERTISE

For over 25 years, Belgard has led the hardscape category with proven installation standards and training. Our Belgard Authorized Contractors and certified installers are backed with technical support and resources from takeoff to final walkthrough.

## QUALITY

Belgard pavers and walls are engineered for long-term performance and beauty to reduce call-backs. Every product is backed by a transferable limited lifetime warranty, giving your customers confidence in your work.

## INNOVATION


Belgard invests over 20,000 R&D hours each year to develop new hardscape systems, textures and installation solutions that help you work faster and build better spaces. Our products set performance standards and keep your offering ahead of trends.

## SERVICE

Belgard and the Oldcastle APG family of brands deliver national scale with local manufacturing, distribution and field support. With more than 150 locations, we help keep product available, projects on schedule and jobsites supplied.

## DESIGN

Belgard design tools, pattern libraries and visualization resources help you show customers what's possible and sell more complete outdoor living projects. From simple patios to complex multi-level spaces, our portfolio supports your client's vision.





# TABLE OF CONTENTS

FIND YOUR  
BELGARD  
SALES REP  
[Beldgard.com/FindMyRep](http://Belgard.com/FindMyRep)



PRODUCT  
INSTALLATION  
GUIDES  
[Beldgard.com/InstallGuide](http://Belgard.com/InstallGuide)



## SHAPE YOUR PLAN

- 6** Space Planning
- 8** Style Trends
- 10** Color
- 12** Patterns & Scale
- 13** Texture
- 14** Define with Walls
- 16** Quality Assurance



## PAVERS

- 20** Antiqued Flat Top
- 22** Aqualine™
- 24** Avalon Slate™
- 26** Belgian Cobble®
- 28** Brooklyn™
- 30** Cambridge Cobble®
- 32-35** Catalina Grana®
- 36** Charlestone™
- 38** Classic Cobble
- 40-49** Dimensions™ 3-Piece
- 50-55** Dimensions™ Paver
- 56** Dimensions™ Plank
- 58-61** Dimensions™ Slab
- 62** Empire™
- 64** Hexagon 6
- 66** Holland Stone
- 68** Mega-Arbel®
- 70** Narrow Joint Permeable Mission
- 72-77** Origins™ 3-Piece
- 78** Origins™ Paver
- 80** Papyrus™
- 82** Quarry Stone
- 84** Turfstone™



## PORCELAIN

- 86** Foundation™
- 88** Genoa™
- 90** Glocal
- 92** Jurupa
- 94** Lagoon
- 96** Noon
- 98** Norr
- 100** November
- 102** Silverlake
- 104** Travertini
- 106** Quarziti 2.0
- 108** Unico 2.0



## WALLS

- 110** Ashlar Tandem™
- 112** Belair Wall® 2.0
- 114** Diamond Pro® Air Smooth
- 116** Diamond Pro® Air Straight
- 118** Highland Stone®
- 120** Melville Tandem™
- 122** Melville™ Wall
- 124** Shelton Wall™
- 126** Steeple Crest™
- 128** Weston Stone™



## COPING, CAPS, EDGERS & STEPS

- 130** Anglia Edger®
- 132** Column Cap™
- 134** Delmaro Coping
- 136** Grava Coping
- 138** Landings™ Steps
- 140** Melville™ Curb
- 142** Marina™ Coping
- 144** Modena



## KITCHENS & FIRE FEATURES

- 146** Artforms™ Modular Panel System
- 148** Melville™ Fire Pit
- 150** Weston Stone™ Fire Pit
- 152-153** Fire & Kitchen Accessories



## RESOURCES

- 156-157** Color Overview
- 158-159** Paver Technologies
- 160-161** Maintenance & Protection
- 162-164** Contractor Programs
- 165** Online Resources
- 166-175** Laying Patterns





Walkways

Poolscapes

Outdoor  
Kitchens



# YOUR EXPERTISE, THEIR DREAM SPACE

## EXPLORE

SPACE FUNCTION AND USE

KEY SITE CHALLENGES AND  
PERFORMANCE NEEDS

TIMING AND BUDGET GOALS

Outdoor  
Dining Rooms

Outdoor  
Living Rooms



BUILD FOR LIFESTYLE

# DESIGNS FOR EVERY BUDGET

Help homeowners choose the right outdoor design by uncovering priorities before showing products. Use these prompts to guide the discussion and simplify their decision-making.



## Entertainment-Ready Retreat

**BEST FOR:**

Big gatherings, outdoor cooking

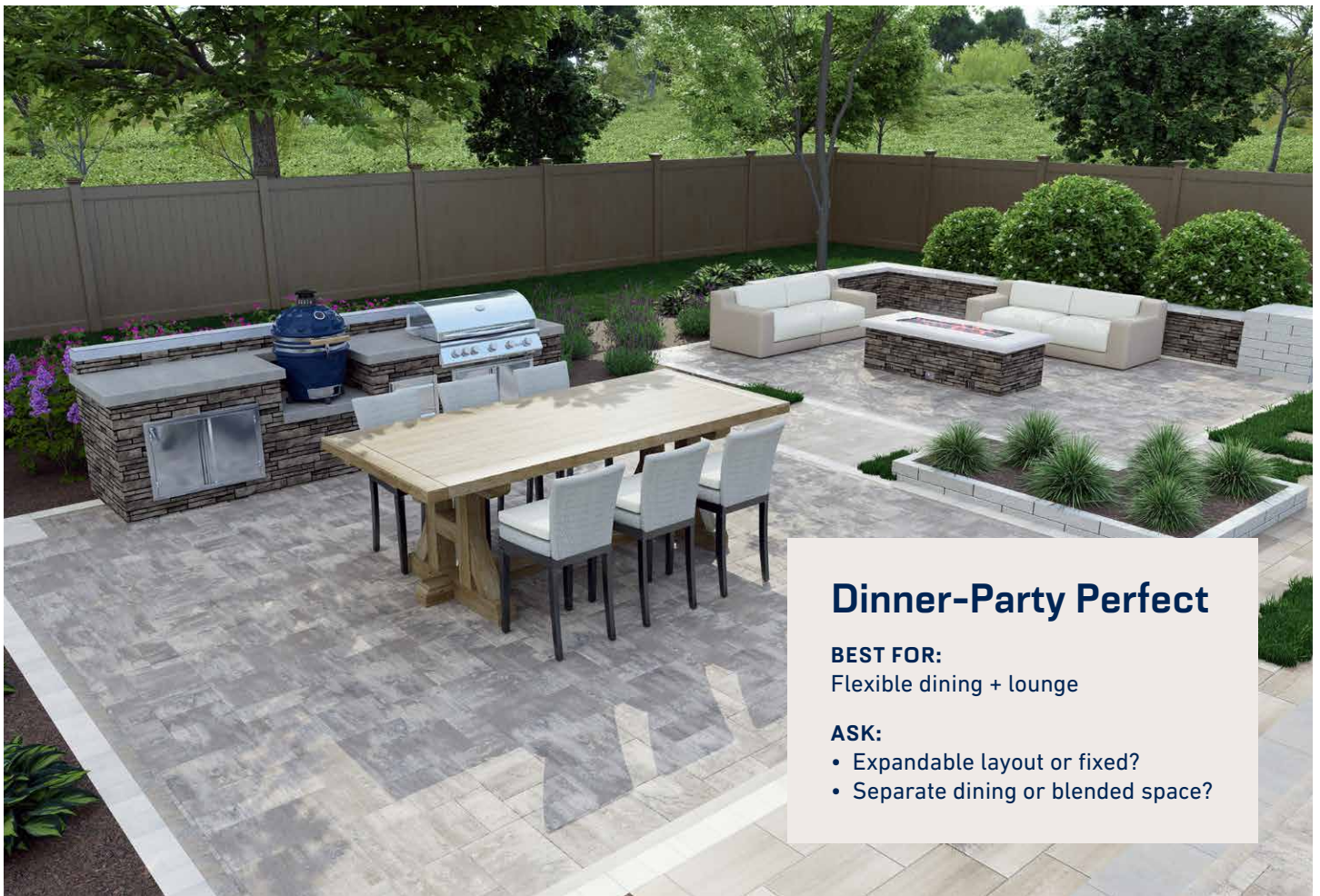
**ASK:**

- Which feature is most important—fireplace, kitchen, or seating?
- Phase upgrades or build all at once?

### *Pro Tip*

Position yourself as a long-term partner, not just a one-time installer. Offer seasonal maintenance and upgrade packages.






## Dinner-Party Perfect

### BEST FOR:

Flexible dining + lounge

### ASK:

- Expandable layout or fixed?
- Separate dining or blended space?



## The Simple Life

### BEST FOR:

Budget-friendly, low maintenance

### ASK:

- Speed or customization?
- Keep it simple or allow for growth?

### Pro Tip

Modular pavers save time on design and installation and make expansions simpler.



## DESIGN FOR STYLE

# FIND THEIR PERFECT OUTDOOR STYLE

Help homeowners choose a look that fits their lifestyle and home. They've defined how they'll use the space and set a budget—now guide them toward a style that feels right.




Mega-Arbel, Origins 12, Landings Step & Artforms

## Rustic Retreat

Natural textures and earthy tones for a cozy, organic feel.

### ASK:

- Do you want the space to feel relaxed and connected to nature?
- Would rugged stone or wood accents complement your home?



Holland Stone



Dimensions 12 & Belgian Cobble







## Refined Tradition

Classic patterns and rich tones for timeless elegance.

### ASK:

- Do you prefer a formal, polished look?
- Are symmetry and pattern important to you?



## Modern Minimalism

Clean lines and smooth textures for a sleek, contemporary vibe.

### ASK:

- Do you want an open, uncluttered space?
- Would large-format pavers or neutral tones fit your vision?



## THE ART OF DESIGN


# MAKE YOUR STATEMENT WITH COLOR

You've defined the space and chosen a style—now let's pick colors that bring it all together. By guiding them through color choices, you can elevate curb appeal and create designs that complement their home's style.



## Solid Shades

Offer a clean, cohesive look that simplifies design decisions. Solid shades provide a timeless foundation, making landscaping and décor stand out effortlessly.



## Monochromatic

Suggest a sleek, unified palette for homeowners who prefer understated elegance. Monochromatic designs highlight textures and patterns without overwhelming the space.



## Contrasts

Encourage bold combinations for homeowners seeking visual interest. Contrasting colors define spaces, highlight features, and create a dynamic, eye-catching design.






## Cool Blends

Introduce refreshing, modern tones that bring a sense of calm to outdoor spaces. Cool blends work well for contemporary styles, adding subtle sophistication homeowners will love.



## Warm Tones

Warm tones create inviting, comfortable environments. They pair perfectly with natural elements and greenery, giving outdoor living areas a grounded, welcoming feel.



## Mix & Match

Show how mixing colors and textures can personalize a space. This approach allows homeowners to create unique transitions between areas and express their individual style.



UNLOCKING FLEXIBILITY & FLOW

# MODULAR SIZES. ENDLESS PATTERNS.

Show homeowners how size and layout choices transform the look and feel of their space—and how **modular** systems make it easy to customize now and expand later.




Dimensions Slab 24 x 36

## Design Smarter: Scale + Pattern That Sell


- **Size Sets the Tone:** Big slabs create a modern, open feel, smaller units add detail and intimacy.
- **Pattern Adds Personality:** Straight lines feel calm, angled layouts bring energy.
- **Infinite Possibilities:** Mix sizes and patterns for custom designs now—and easy expansion later.



Dimensions 3 x 12




Origins & Dimensions Slab



Origins & Dimensions Slab



Empire & Dimensions Slab



Charlestone & Dimensions Slab




DESIGN YOU CAN FEEL

# THE POWER OF TEXTURE

Texture is one of the most powerful tools in hardscape design, adding both personality and traction underfoot. Mix textures to balance interest, play with light and shadow, and create spaces that are both safe and inviting.



Betair Wall 2.0 with Marina Coping, Dimensions Paver & Origins 18



Papyrus Artforms


## Layer in Vertical Texture

Consider pairing complementary textures across pavers and walls for a cohesive look, or contrast finishes to create visual depth and distinction between horizontal and vertical surfaces.

Smooth



Slate / Textured



Tumbled / Antiqued



Artisan





## STRUCTURE & STYLE

# WALLS THAT DEFINE SPACES

Walls do more than hold back soil—they shape how homeowners live outdoors. By creating boundaries, levels, and zones, walls turn ordinary yards into organized, functional, and inviting spaces.

## Freestanding Walls

**DEFINE ZONES. CREATE FLOW.**

Carve out distinct areas for dining, lounging, or entertaining, turning open yards into organized, livable spaces.

## Garden Walls

**FRAME BEDS. POLISH LANDSCAPES.**

Add structure to flower beds and planters for a clean, polished look that makes maintenance easier and landscaping more enjoyable.



Freestanding Wall Featuring Melville Wall



Freestanding / Retaining Wall Combo  
Featuring Ashlar Tandem

## Retaining Walls

**TURN SLOPES INTO SPACES.**

Transform steep grades into usable terraces for patios, gardens, or driveways, unlocking functional square footage.

## Tiered Walls


**LAYERED DESIGN. MAXIMUM USE.**

Add depth, dimension and versatility with multilevel spaces that include plantings, seating and transitions.

### *Plan with Purpose*

Before choosing a wall product, consider what it needs to do—hold back soil, create levels, or simply add style. Function determines the right design.





Tiered Retaining Wall Featuring Diamond Pro Air

## Smart Strength for Every Landscape

### DIAMOND PRO® AIR

Engineered for performance and designed for elegance, Diamond Pro Air walls offer multiple textures and colors to fit any style. Lightweight, easy-to-handle blocks speed up installation, saving time and labor, and maximize usable space without compromising durability.



Retaining walls over 4 feet in height should be designed by a qualified engineer.




HOW IT'S MADE


# CRAFTSMANSHIP BACKED BY INNOVATION

## QUALITY FOR LIFE

Belgard has taken the artistry of handcrafted stone to a higher level. Through research and innovation, we've developed a deep understanding of how to make modern, best-in-class hardscape products that fit the lifestyle of today's homeowners and commercial developments, while still honoring the artisans of old.



RESEARCH & DEVELOPMENT



QUALITY ASSURANCE

## INTENTIONAL AT EVERY STEP

Every step of our manufacturing process incorporates rigorous research, testing and quality assurance. Whether our teams are designing a new surface texture, validating a color formula, or inspecting finished product for defects, we demand the highest quality from each of our facilities across North America. We believe in creating world-class building products that stand the test of time.



DESIGN WITH CONFIDENCE

# REQUEST COLOR SWATCHES ONLINE

Planning your project just got easier!  
Visit the **product page** on **Belgard.com**  
to request high-resolution color swatches.  
It's quick, simple, and helps you make  
informed design decisions.



[Belgard.com/Products](https://belgard.com/Products)



## Lifetime Coverage That Works as Hard as You Do.

- Transferable warranty
- Timely investigations
- Added peace of mind with lifetime coverage for homeowners



**REGISTER AN  
INSTALLATION**

[Belgard.com/Warranty](https://belgard.com/Warranty)





Melville Wall and Dimensions Slab





# SHOP THE PRODUCTS

STYLISH, PERFORMANCE-DRIVEN  
OPTIONS FOR SMART DESIGNS  
AND SMOOTH INSTALLS



# ANTIQUED FLAT TOP

## 3-Piece Paver | 60mm

Featuring a textured, weathered appearance, this paver is perfect for creating a timeless look in outdoor spaces. It's enriched with DuraFusion Technology for enhanced texture and wear-resistance.



DRIVEWAY  
APPROVED



DURAFUSION  
TECHNOLOGY

### PALLET INFORMATION

ANTIQUED FLAT TOP		SQFT/ PALLET	UNITS/ LAYER	SQFT/ LAYER	LAYER/ PALLET	WEIGHT/ PALLET
3-PIECE   60MM	6 x 6 x 2 <sup>3</sup> / <sub>8</sub>	105	8	2.78	9	2940
	9 x 9 x 2 <sup>3</sup> / <sub>8</sub>		8	4.44		
	9 x 12 x 2 <sup>3</sup> / <sub>8</sub>		6	4.44		
6 X 9 60MM	6 x 9 x 2 <sup>3</sup> / <sub>8</sub>	98	30	10.88	9	2774

### SHAPES & SIZES

#### 3-PIECE | 60MM



6 x 6 x 2<sup>3</sup>/<sub>8</sub>



9 x 9 x 2<sup>3</sup>/<sub>8</sub>



9 x 12 x 2<sup>3</sup>/<sub>8</sub>

#### 6 X 9 | 60MM



6 x 9 x 2<sup>3</sup>/<sub>8</sub>





GRAY CHARCOAL 



GRAY CHARCOAL TAN 




MIDNIGHT   
Only available in 6 x 9



SHADED GRAY 



TAN BROWN CHARCOAL 

## LEARN MORE

View the product page on **Belgard.com** for more information



### TECHNICAL SPECS

- Multipiece system with multiple layout pattern options
- Optional accent paver available for borders and creative patterns
- Ideal for walkways, patios, pool decks and residential vehicular applications



#### DuraFusion™ Technology

A bold, vibrant finish with a smoother, tighter texture.

### QUALITY FOR LIFE

Every step of our manufacturing process incorporates rigorous research, testing and quality assurance. We demand the highest quality from each of our facilities across North America. We believe in creating world-class building products that stand the test of time. See our lifetime warranty at **Belgard.com/Warranty**


Due to the natural materials in our products, colors may vary from those shown on the cut sheet. We recommend viewing actual product samples to ensure the perfect color and finish for each project.



# AQUALINE™

Permeable Paver | 80mm

This paver's environmentally-friendly, timeless aesthetics provide effective rainwater management in both pedestrian and vehicular applications.



DRIVEWAY  
APPROVED



ACCESSIBLE  
SURFACE



PERMEABLE  
APPLICATION



MECHANICAL  
INSTALL

## PALLET INFORMATION

AQUALINE™		SQFT/ PALLET	UNITS/ LAYER	SQFT/ LAYER	LAYER/ PALLET	WEIGHT/ PALLET
80MM	4½ x 9 x 3⅞	90	40	11.25	8	3100

## SHAPES & SIZES

80MM



4½ x 9 x 3⅞





TOSCANA




VICTORIAN

## LEARN MORE

View the product page on **Belgard.com** for more information



## PALLET LAYOUT



## TECHNICAL SPECS

- Interlocking spacer bars for increased structural performance
- Surface and micro-chamfer are ADA-compliant and minimize wheelchair vibration
- True installed dimensions for design optimization
- Optimal joint openings for infiltration and maintenance
- Can eliminate stormwater runoff and improve water quality
- Meets the requirements of ASTM C936
- Chamfer Width: 3 mm
- Spacer Bar Width: 10 mm
- Surface Infiltration Rate: > 500 inches per hour (varies based on joint infill gradation)
- Surface Open Area: 10%
- Can be installed mechanically with herringbone pallet layout

## QUALITY FOR LIFE

Every step of our manufacturing process incorporates rigorous research, testing and quality assurance. We demand the highest quality from each of our facilities across North America. We believe in creating world-class building products that stand the test of time. See our lifetime warranty at **Belgard.com/Warranty**


Due to the natural materials in our products, colors may vary from those shown on the cut sheet. We recommend viewing actual product samples to ensure the perfect color and finish for each project.



# AVALON SLATE™

## 3-Piece Paver | 60mm

The dimensional texture of natural cut slate creates graceful outdoor spaces that blend seamlessly with the natural landscape.



DRIVEWAY  
APPROVED



ACCESSIBLE  
SURFACE

### PALLET INFORMATION

AVALON SLATE™ 3-PIECE		SQFT/ PALLET	UNITS/ LAYER	SQFT/ LAYER	LAYER/ PALLET	WEIGHT/ PALLET
3-PIECE 60MM	12 x 6 x 2⅜	120	6	3	10	3230
	12 x 9 x 2⅜		4	3		
	12 x 12 x 2⅜		6	6		

### SHAPES & SIZES

#### 3-PIECE | 60MM



12 x 6 x 2⅜



12 x 9 x 2⅜



12 x 12 x 2⅜





TOSCANA




VICTORIAN

# LEARN MORE

View the product page on **Belgard.com** for more information



## PALLET LAYOUT



## TECHNICAL SPECS

- 3-piece modular system
- Ideal for courtyards, walkways, patios pool decks, and residential vehicular applications
- Flexible installation for multiple laying patterns

## QUALITY FOR LIFE

Every step of our manufacturing process incorporates rigorous research, testing and quality assurance. We demand the highest quality from each of our facilities across North America. We believe in creating world-class building products that stand the test of time. See our lifetime warranty at **Belgard.com/Warranty**

Due to the natural materials in our products, colors may vary from those shown on the cut sheet. We recommend viewing actual product samples to ensure the perfect color and finish for each project.



# BELGIAN COBBLE®

Paver | 60mm

Emulating the look of stones found lining a mountain creek bed, this multi-piece system can be installed as a permeable system and has seven unique shapes for creating random patterns and picturesque settings.



DRIVEWAY  
APPROVED



PERMEABLE  
APPLICATION

## PALLET INFORMATION

BELGIAN COBBLE®		SQFT/ PALLET	UNITS/ LAYER	SQFT/ LAYER	LAYER/ PALLET	WEIGHT/ PALLET
MULTI- PIECE 60MM	Variable x 2⅜	85	-	8.5	10	2085

## SHAPES & SIZES

Multi-Piece | 60MM



Variable x 2⅜





BOURBON



MIDNIGHT



PEARL

## LEARN MORE

View the product page on **Belgard.com** for more information



## TECHNICAL SPECS

- Seven unique shapes create a random pattern
- Ideal for use as either the primary field, or as an accent or border
- Can be installed as either a standard or permeable system
- Larger joints allow for permeable pavement installation with site-specific engineering and proper base, bedding and joint aggregate material
- Techniseal polymeric jointing sand is recommended for non-permeable applications
- Rated for residential vehicular applications

## QUALITY FOR LIFE

Every step of our manufacturing process incorporates rigorous research, testing and quality assurance. We demand the highest quality from each of our facilities across North America. We believe in creating world-class building products that stand the test of time. See our lifetime warranty at **Belgard.com/Warranty**

Due to the natural materials in our products, colors may vary from those shown on the cut sheet. We recommend viewing actual product samples to ensure the perfect color and finish for each project.



# BROOKLYN™

Paver | 60mm

This system's warm, weathered stone appearance and texture delivers a timeless look enriched with DuraFusion Technology for enhanced texture and wear-resistance.



MODULAR  
SIZING



DURAFUSION  
TECHNOLOGY



DRIVEWAY  
APPROVED



ACCESSIBLE  
SURFACE

## PALLET INFORMATION

BROOKLYN™		SQFT/ PALLET	UNITS/ LAYER	SQFT/ LAYER	LAYER/ PALLET	WEIGHT/ PALLET
60MM	3 x 9 x 2⅜	103.13	55	10.31	10	2784

## SHAPES & SIZES

60MM



3 x 9 x 2⅜






BOURBON 



MIDNIGHT 



ROSEWOOD 

## LEARN MORE

View the product page on **Belgard.com** for more information



## TECHNICAL SPECS

- True 3" increments for simplified design, quoting and ordering
- Compatible with all modular paver lines—look for Modular Sizing icon
- Modular dimensions reduce cuts, installation time, and waste
- Modular compatibility allows more creative pattern options
- Maximized pallet layout for jobsite efficiencies
- Ideal for walkways, patios, borders, accents and residential driveways
- Can be used to construct ADA-compliant pavement



### DuraFusion™ Technology

A bold, vibrant finish with a smoother, tighter texture.

## QUALITY FOR LIFE

Every step of our manufacturing process incorporates rigorous research, testing and quality assurance. We demand the highest quality from each of our facilities across North America. We believe in creating world-class building products that stand the test of time. See our lifetime warranty at **Belgard.com/Warranty**

Due to the natural materials in our products, colors may vary from those shown on the cut sheet. We recommend viewing actual product samples to ensure the perfect color and finish for each project.

**BELGARD®**

AN OLDCASTLE® APG OUTDOOR BRAND

**STOCKTON**  
4202 Gibraltar Court  
Stockton, CA 95206  
Ph: 209-983-1609

**SAN MARTIN**  
13775 Llagas Ave  
San Martin, CA 95046  
Ph: 408-686-9627

**TRACY**  
426 E Grant Line Rd  
Tracy, CA 95376  
Ph: 209-833-7366

**GILROY**  
5787 Obata Way  
Gilroy, CA 95020  
Ph: 408-984-8800


© 2026 Oldcastle® APG, Inc. All Rights Reserved. BEL25-D-555486 | Pacific Stockton | Revised 01/2026



# CAMBRIDGE COBBLE®

Paver | 60mm

Gently rounded corners and a domed pillow-top surface provide clean lines and a classic architectural appearance.



DRIVEWAY  
APPROVED



ACCESSIBLE  
SURFACE

## PALLET INFORMATION

CAMBRIDGE COBBLE®		SQFT/ PALLET	UNITS/ LAYER	SQFT/ LAYER	LAYER/ PALLET	WEIGHT/ PALLET
6 X 6 60MM	6 x 6 x 2⅜	120	48	12	10	3230
6 X 9 60MM	6 x 9 x 2⅜	112	30	11.25	10	3020

## SHAPES & SIZES

6 X 6 | 60MM



6 x 6 x 2⅜

6 X 9 | 60MM



6 x 9 x 2⅜





RIVIERA



TOSCANA



VICTORIAN



MIDNIGHT

Only available in 6 x 9

## LEARN MORE

View the product page on **Belgard.com** for more information



## TECHNICAL SPECS

- Two size options available on separate pallets for design flexibility
- Ideal for patios, walkways, pool decks and residential vehicular applications
- Can be used to construct ADA-compliant pavement

## QUALITY FOR LIFE

Every step of our manufacturing process incorporates rigorous research, testing and quality assurance. We demand the highest quality from each of our facilities across North America. We believe in creating world-class building products that stand the test of time. See our lifetime warranty at **Belgard.com/Warranty**


Due to the natural materials in our products, colors may vary from those shown on the cut sheet. We recommend viewing actual product samples to ensure the perfect color and finish for each project.



# CATALINA GRANA®

## 3-Piece Paver | 60mm

Clean lines, a smooth surface, and a subtle beveled edge work together to create a contemporary contemporary, refined look.



DRIVEWAY  
APPROVED



ACCESSIBLE  
SURFACE

### PALLET INFORMATION

CATALINA GRANA® 3-PIECE		SQFT/ PALLET	UNITS/ LAYER	SQFT/ LAYER	LAYER/ PALLET	WEIGHT/ PALLET
3-PIECE   60MM	12 x 6 x 2⅜	120	6	3	10	3230
	12 x 9 x 2⅜		4	3		
	12 x 12 x 2⅜		6	6		

### SHAPES & SIZES

#### 3-PIECE | 60MM



12 x 6 x 2⅜



12 x 9 x 2⅜



12 x 12 x 2⅜





ASPEN



BELLA



RIVIERA



TOSCANA



VICTORIAN

## LEARN MORE

View the product page on **Belgard.com** for more information



## TECHNICAL SPECS

- 3-piece system for flexibility and ease of installation
- Surface and micro-chamfer are ADA-compliant and minimize wheelchair vibration
- Multiple laying patterns
- Ideal for residential driveways, patios, pool decks and walkways

## QUALITY FOR LIFE

Every step of our manufacturing process incorporates rigorous research, testing and quality assurance. We demand the highest quality from each of our facilities across North America. We believe in creating world-class building products that stand the test of time. See our lifetime warranty at **Belgard.com/Warranty**

Due to the natural materials in our products, colors may vary from those shown on the cut sheet. We recommend viewing actual product samples to ensure the perfect color and finish for each project.



# CATALINA GRANA®

## 3-Piece Paver | 60mm

The smooth finish of DuraFusion Technology enhances texture and wear-resistance with a surface defined by clean lines and a crisp beveled edge.



DURAFUSION  
TECHNOLOGY



DRIVEWAY  
APPROVED



ACCESSIBLE  
SURFACE

### PALLET INFORMATION

CATALINA GRANA® 3-PIECE		SQFT/ PALLET	UNITS/ LAYER	SQFT/ LAYER	LAYER/ PALLET	WEIGHT/ PALLET
3-PIECE   60MM	12 x 6 x 2⅜	120	6	3	10	3230
	12 x 9 x 2⅜		4	3		
	12 x 12 x 2⅜		6	6		

### SHAPES & SIZES

#### 3-PIECE | 60MM



12 x 6 x 2⅜



12 x 9 x 2⅜



12 x 12 x 2⅜






ANTHRACITE 



BROWN BEIGE CHARCOAL 



CREAM TAN BROWN 



GRAY CHARCOAL TAN 



HICKORY 




SCANDINA GRAY 





SEPIA 




SHADED GRAY 



TAN BROWN CHARCOAL 



TAN RED CHARCOAL 

## LEARN MORE

View the product page on [Belgard.com](https://www.belgard.com) for more information



## TECHNICAL SPECS

- 3-piece system for flexibility and ease of installation
- Surface and micro-chamfer are ADA-compliant and minimize wheelchair vibration
- Multiple laying patterns
- Ideal for residential driveways, patios, pool decks and walkways



### DuraFusion™ Technology

A bold, vibrant finish with a smoother, tighter texture.

## QUALITY FOR LIFE

Every step of our manufacturing process incorporates rigorous research, testing and quality assurance. We demand the highest quality from each of our facilities across North America. We believe in creating world-class building products that stand the test of time. See our lifetime warranty at [Belgard.com/Warranty](https://www.belgard.com/Warranty)


Due to the natural materials in our products, colors may vary from those shown on the cut sheet. We recommend viewing actual product samples to ensure the perfect color and finish for each project.



# CHARLESTONE™

## 3-Piece Paver | 60mm

Designed to evoke the charm of early American streets, this system mimics the historical elegance of weathered, hand-cobbled stone.



MODULAR  
SIZING



DRIVEWAY  
APPROVED



ACCESSIBLE  
SURFACE



MECHANICAL  
INSTALL

### PALLET INFORMATION

CHARLESTONE™ 3-PIECE		SQFT/ PALLET	UNITS/ LAYER	SQFT/ LAYER	LAYER/ PALLET	WEIGHT/ PALLET
3-PIECE   60MM	6 x 6 x 2 <sup>3</sup> / <sub>8</sub>	103.88	6	10.38	10	2575.25
	6 x 9 x 2 <sup>3</sup> / <sub>8</sub>		12			
	6 x 12 x 2 <sup>3</sup> / <sub>8</sub>		9			

### SHAPES & SIZES

#### 3-PIECE | 60MM



6 x 6 x 2<sup>3</sup>/<sub>8</sub>



6 x 9 x 2<sup>3</sup>/<sub>8</sub>



6 x 12 x 2<sup>3</sup>/<sub>8</sub>





ASHWOOD



FOG



IRON BAY



MIDNIGHT

## LEARN MORE

View the product page on **Belgard.com** for more information



## TECHNICAL SPECS

- True 3" increments for simplified design, quoting and ordering
- Compatible with all modular paver lines—look for Modular Sizing icon
- Modular dimensions reduce cuts, installation time, and waste
- Modular compatibility allows more creative pattern options
- Maximized pallet layout for jobsite efficiencies
- Pallet optimized for both mechanical and manual installation
- Particularly ideal for driveways and walkways

## QUALITY FOR LIFE

Every step of our manufacturing process incorporates rigorous research, testing and quality assurance. We demand the highest quality from each of our facilities across North America. We believe in creating world-class building products that stand the test of time. See our lifetime warranty at **Belgard.com/Warranty**

Due to the natural materials in our products, colors may vary from those shown on the cut sheet. We recommend viewing actual product samples to ensure the perfect color and finish for each project.



# CLASSIC COBBLE

## 3-Piece Paver | 60mm

Showcasing a traditional European cobblestone appearance, this paver offers old-world aesthetics and is enriched with DuraFusion Technology for enhanced texture and wear-resistance.



DURAFUSION  
TECHNOLOGY



DRIVEWAY  
APPROVED



ACCESSIBLE  
SURFACE

### PALLET INFORMATION

CLASSIC COBBLE		SQFT/ PALLET	UNITS/ LAYER	SQFT/ LAYER	LAYER/ PALLET	WEIGHT/ PALLET
3-PIECE   60MM	6 x 9 x 2 <sup>3</sup> / <sub>8</sub>	105	8	2.78	9	2940
	9 x 9 x 2 <sup>3</sup> / <sub>8</sub>		8	4.44		
	9 x 12 x 2 <sup>3</sup> / <sub>8</sub>		6	4.44		
6 X 9 60MM	6 x 9 x 2 <sup>3</sup> / <sub>8</sub>	98	30	10.88	9	2774

### SHAPES & SIZES

#### 3-PIECE | 60MM



6 x 9 x 2<sup>3</sup>/<sub>8</sub>



9 x 9 x 2<sup>3</sup>/<sub>8</sub>



9 x 12 x 2<sup>3</sup>/<sub>8</sub>


#### 6 X 9 | 60MM



6 x 9 x 2<sup>3</sup>/<sub>8</sub>







CREAM TAN BROWN 



GRAY CHARCOAL TAN 



TAN RED CHARCOAL 

## LEARN MORE

View the product page on **Belgard.com** for more information



## TECHNICAL SPECS

- 3-piece system with optional accent piece for borders and design flexibility
- Ideal for walkways, patios, pool decks and residential vehicular applications
- Can be used to construct ADA-compliant pavement



### DuraFusion™ Technology

A bold, vibrant finish with a smoother, tighter texture.

## QUALITY FOR LIFE

Every step of our manufacturing process incorporates rigorous research, testing and quality assurance. We demand the highest quality from each of our facilities across North America. We believe in creating world-class building products that stand the test of time. See our lifetime warranty at **Belgard.com/Warranty**


Due to the natural materials in our products, colors may vary from those shown on the cut sheet. We recommend viewing actual product samples to ensure the perfect color and finish for each project.



# DIMENSIONS™ 12

## 3-Piece System | 60mm

Versatility meets contemporary design with a multi-piece system that features a smooth face and crisp, clean lines.



MODULAR  
SIZING



ACCESSIBLE  
SURFACE

### PALLET INFORMATION

DIMENSIONS™ 3-PIECE		SQFT/ PALLET	UNITS/ LAYER	SQFT/ LAYER	LAYER/ PALLET	WEIGHT/ PALLET
DIMENSIONS 12 60MM	6 x 12 x 2 <sup>3</sup> / <sub>8</sub>	120	4	2	10	3180
	12 x 12 x 2 <sup>3</sup> / <sub>8</sub>		4	4		
	12 x 18 x 2 <sup>3</sup> / <sub>8</sub>		4	6		

### SHAPES & SIZES

#### DIMENSIONS 12 | 60MM

 6 x 12 x 2<sup>3</sup>/<sub>8</sub>

 12 x 12 x 2<sup>3</sup>/<sub>8</sub>

 12 x 18 x 2<sup>3</sup>/<sub>8</sub>





RIVIERA



TOSCANA



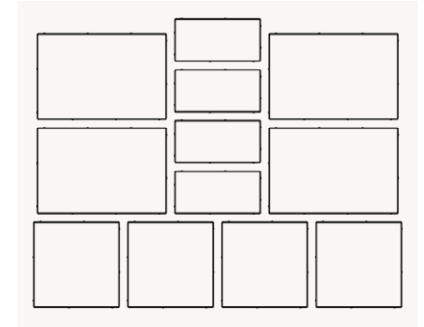
VICTORIAN

## LEARN MORE

View the product page on **Belgard.com** for more information



## PALLET LAYOUT



## TECHNICAL SPECS

- True 3" increments for simplified design, quoting and ordering
- Compatible with all modular paver lines—look for Modular Sizing icon
- Modular dimensions reduce cuts, installation time, and waste
- Modular compatibility allows more creative pattern options
- Maximized pallet layout for jobsite efficiencies
- Ideal for patios, walkways and pool decks
- Surface and micro-chamfer are ADA-compliant and minimize wheelchair vibration

## QUALITY FOR LIFE

Every step of our manufacturing process incorporates rigorous research, testing and quality assurance. We demand the highest quality from each of our facilities across North America. We believe in creating world-class building products that stand the test of time. See our lifetime warranty at **Belgard.com/Warranty**

Due to the natural materials in our products, colors may vary from those shown on the cut sheet. We recommend viewing actual product samples to ensure the perfect color and finish for each project.



# DIMENSIONS™ 12

## 3-Piece System | 60mm

The smooth and consistent finish of DuraFusion Technology complements the clean lines and linear surface of Dimensions for contemporary style with enhanced texture and wear-resistance.



### PALLET INFORMATION

DIMENSIONS™ 3-PIECE		SQFT/ PALLET	UNITS/ LAYER	SQFT/ LAYER	LAYER/ PALLET	WEIGHT/ PALLET
DIMENSIONS 12 60MM	6 x 12 x 2 <sup>3</sup> / <sub>8</sub>	120	4	2	10	3180
	12 x 12 x 2 <sup>3</sup> / <sub>8</sub>		4	4		
	12 x 18 x 2 <sup>3</sup> / <sub>8</sub>		4	6		

### SHAPES & SIZES

#### DIMENSIONS 12 | 60MM

 6 x 12 x 2<sup>3</sup>/<sub>8</sub>

 12 x 12 x 2<sup>3</sup>/<sub>8</sub>

 12 x 18 x 2<sup>3</sup>/<sub>8</sub>





ANTHRACITE 



HICKORY 



SCANDINA GRAY 



SEPIA 



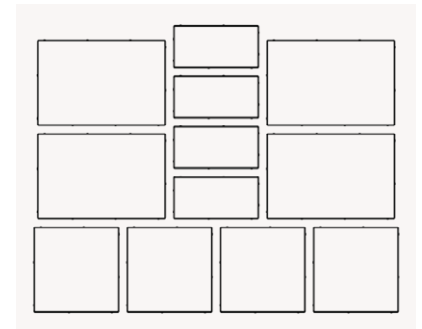
SHADED GRAY 

## LEARN MORE

View the product page on **Belgard.com** for more information



### PALLET LAYOUT



### TECHNICAL SPECS

- True 3" increments for simplified design, quoting and ordering
- Compatible with all modular paver lines—look for Modular Sizing icon
- Modular dimensions reduce cuts, installation time, and waste
- Modular compatibility allows more creative pattern options
- Maximized pallet layout for jobsite efficiencies
- Ideal for patios, walkways and pool decks
- Surface and micro-chamfer are ADA-compliant and minimize wheelchair vibration



#### DuraFusion™ Technology

A bold, vibrant finish with a smoother, tighter texture.

### QUALITY FOR LIFE

Every step of our manufacturing process incorporates rigorous research, testing and quality assurance. We demand the highest quality from each of our facilities across North America. We believe in creating world-class building products that stand the test of time. See our lifetime warranty at **Belgard.com/Warranty**

Due to the natural materials in our products, colors may vary from those shown on the cut sheet. We recommend viewing actual product samples to ensure the perfect color and finish for each project.

**BELGARD®**

AN OLDCASTLE® APG OUTDOOR BRAND

**STOCKTON**  
4202 Gibraltar Court  
Stockton, CA 95206  
Ph: 209-983-1609

**SAN MARTIN**  
13775 Llagas Ave  
San Martin, CA 95046  
Ph: 408-686-9627

**TRACY**  
426 E Grant Line Rd  
Tracy, CA 95376  
Ph: 209-833-7366

**GILROY**  
5787 Obata Way  
Gilroy, CA 95020  
Ph: 408-984-8800

© 2026 Oldcastle® APG, Inc. All Rights Reserved. BEL25-D-555486 | Pacific Stockton | Revised 01/2026



# DIMENSIONS™ 12

## 3-Piece System | 80mm

With strength to support vehicular loads, these durable pavers feature clean lines and a linear surface, enriched with DuraFusion Technology for enhanced color, texture and wear-resistance.



MODULAR  
SIZING



DURAFUSION  
TECHNOLOGY



ACCESSIBLE  
SURFACE



DRIVEWAY  
APPROVED

### PALLET INFORMATION

DIMENSIONS™ 3-PIECE		SQFT/ PALLET	UNITS/ LAYER	SQFT/ LAYER	LAYER/ PALLET	WEIGHT/ PALLET
DIMENSIONS 12 80MM	6 x 12 x 3 1/8	96	4	2	8	3570
	12 x 12 x 3 1/8		4	4		
	12 x 18 x 3 1/8		4	6		

### SHAPES & SIZES

#### DIMENSIONS 12 | 80MM

 6 x 12 x 3 1/8

 12 x 12 x 3 1/8

 12 x 18 x 3 1/8





ANTHRACITE 



HICKORY 



SCANDINA GRAY 



SEPIA 



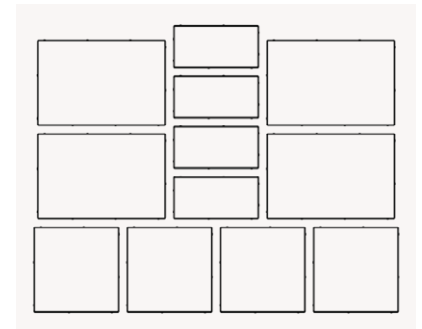
SHADED GRAY 

## LEARN MORE

View the product page on **Belgard.com** for more information



## PALLET LAYOUT



## TECHNICAL SPECS

- True 3" increments for simplified design, quoting and ordering
- Compatible with all modular paver lines—look for Modular Sizing icon
- Modular dimensions reduce cuts, installation time, and waste
- Modular compatibility allows more creative pattern options
- Maximized pallet layout for jobsite efficiencies
- Ideal for patios, walkways and residential driveways
- Surface and micro-chamfer are ADA-compliant and minimize wheelchair vibration

## DuraFusion™ Technology

A bold, vibrant finish with a smoother, tighter texture.

## QUALITY FOR LIFE

Every step of our manufacturing process incorporates rigorous research, testing and quality assurance. We demand the highest quality from each of our facilities across North America. We believe in creating world-class building products that stand the test of time. See our lifetime warranty at **Belgard.com/Warranty**

Due to the natural materials in our products, colors may vary from those shown on the cut sheet. We recommend viewing actual product samples to ensure the perfect color and finish for each project.

**BELGARD®**

AN OLDCASTLE® APG OUTDOOR BRAND

**STOCKTON**  
4202 Gibraltar Court  
Stockton, CA 95206  
Ph: 209-983-1609

**SAN MARTIN**  
13775 Llagas Ave  
San Martin, CA 95046  
Ph: 408-686-9627

**TRACY**  
426 E Grant Line Rd  
Tracy, CA 95376  
Ph: 209-833-7366

**GILROY**  
5787 Obata Way  
Gilroy, CA 95020  
Ph: 408-984-8800

© 2026 Oldcastle® APG, Inc. All Rights Reserved. BEL25-D-555486 | Pacific Stockton | Revised 01/2026



# DIMENSIONS™ 18

## 3-Piece System | 60mm

Versatility meets contemporary design with a multi-piece system that features a smooth face and crisp, clean lines.



MODULAR  
SIZING



ACCESSIBLE  
SURFACE

### PALLET INFORMATION

DIMENSIONS™ 3-PIECE		SQFT/ PALLET	UNITS/ LAYER	SQFT/ LAYER	LAYER/ PALLET	WEIGHT/ PALLET
DIMENSIONS 18 60MM	9 x 18 x 2 3/8	112.5	2	2.25	10	3152
	18 x 18 x 2 3/8		1	2.25		
	18 x 27 x 2 3/8		2	6.75		

### SHAPES & SIZES

#### DIMENSIONS 18 | 60MM



9 x 18 x 2 3/8



18 x 18 x 2 3/8



18 x 27 x 2 3/8





RIVIERA



TOSCANA



VICTORIAN

## LEARN MORE

View the product page on **Belgard.com** for more information



## PALLET LAYOUT



## TECHNICAL SPECS

- True 3" increments for simplified design, quoting and ordering
- Compatible with all modular paver lines—look for Modular Sizing icon
- Modular dimensions reduce cuts, installation time, and waste
- Modular compatibility allows more creative pattern options
- Maximized pallet layout for jobsite efficiencies
- Ideal for patios, walkways and pool decks
- Surface and micro-chamfer are ADA-compliant and minimize wheelchair vibration

## QUALITY FOR LIFE

Every step of our manufacturing process incorporates rigorous research, testing and quality assurance. We demand the highest quality from each of our facilities across North America. We believe in creating world-class building products that stand the test of time. See our lifetime warranty at **Belgard.com/Warranty**


Due to the natural materials in our products, colors may vary from those shown on the cut sheet. We recommend viewing actual product samples to ensure the perfect color and finish for each project.



# DIMENSIONS™ 18

## 3-Piece System | 60mm

The smooth and consistent finish of DuraFusion Technology complements the clean lines and linear surface of Dimensions for contemporary style with enhanced texture and wear-resistance.




### PALLET INFORMATION

DIMENSIONS™ 3-PIECE		SQFT/ PALLET	UNITS/ LAYER	SQFT/ LAYER	LAYER/ PALLET	WEIGHT/ PALLET
DIMENSIONS 18 60MM	9 x 18 x 2 <sup>3</sup> / <sub>8</sub>	112.5	2	2.25	10	3152
	18 x 18 x 2 <sup>3</sup> / <sub>8</sub>		1	2.25		
	18 x 27 x 2 <sup>3</sup> / <sub>8</sub>		2	6.75		

### SHAPES & SIZES

#### DIMENSIONS 18 | 60MM







ANTHRACITE 



HICKORY 



SCANDINA GRAY 



SEPIA 



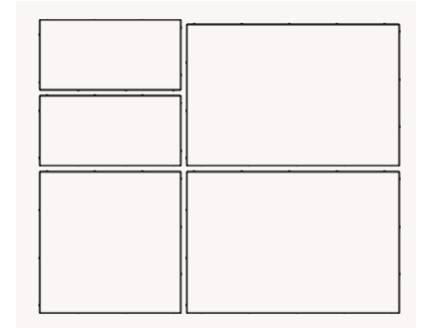
SHADED GRAY 

## LEARN MORE

View the product page on **Belgard.com** for more information



## PALLET LAYOUT



## TECHNICAL SPECS

- True 3" increments for simplified design, quoting and ordering
- Compatible with all modular paver lines—look for Modular Sizing icon
- Modular dimensions reduce cuts, installation time, and waste
- Modular compatibility allows more creative pattern options
- Maximized pallet layout for jobsite efficiencies
- Ideal for patios, walkways and pool decks
- Surface and micro-chamfer are ADA-compliant and minimize wheelchair vibration



### DuraFusion™ Technology

A bold, vibrant finish with a smoother, tighter texture.

## QUALITY FOR LIFE

Every step of our manufacturing process incorporates rigorous research, testing and quality assurance. We demand the highest quality from each of our facilities across North America. We believe in creating world-class building products that stand the test of time. See our lifetime warranty at **Belgard.com/Warranty**

Due to the natural materials in our products, colors may vary from those shown on the cut sheet. We recommend viewing actual product samples to ensure the perfect color and finish for each project.

**BELGARD®**

AN OLDCASTLE® APG OUTDOOR BRAND

**STOCKTON**  
4202 Gibraltar Court  
Stockton, CA 95206  
Ph: 209-983-1609

**SAN MARTIN**  
13775 Llagas Ave  
San Martin, CA 95046  
Ph: 408-686-9627

**TRACY**  
426 E Grant Line Rd  
Tracy, CA 95376  
Ph: 209-833-7366

**GILROY**  
5787 Obata Way  
Gilroy, CA 95020  
Ph: 408-984-8800


© 2026 Oldcastle® APG, Inc. All Rights Reserved. BEL25-D-555486 | Pacific Stockton | Revised 01/2026



# DIMENSIONS™

## Paver | 60mm

Accentuate contemporary style with a smooth, linear surfaced paver that is ideal for installation of driveways, accents and small patios.



MODULAR  
SIZING



DRIVEWAY  
APPROVED



ACCESSIBLE  
SURFACE

### PALLET INFORMATION

	DIMENSIONS™ PAVER	SQFT/ PALLET	UNITS/ LAYER	SQFT/ LAYER	LAYER/ PALLET	WEIGHT/ PALLET
6 X 9 60MM	6 x 9 x 2 <sup>3</sup> / <sub>8</sub>	112.5	30	11.2	10	3020

### SHAPES & SIZES

6 X 9 | 60MM



6 x 9 x 2<sup>3</sup>/<sub>8</sub>





ASPEN



BELLA



MIDNIGHT



RIVIERA



TOSCANA




VICTORIAN

## LEARN MORE

View the product page on **Belgard.com** for more information



## PALLET LAYOUT



## TECHNICAL SPECS

- True 3" increments for simplified design, quoting and ordering
- Compatible with all modular paver lines—look for Modular Sizing icon
- Modular dimensions reduce cuts, installation time, and waste
- Modular compatibility allows more creative pattern options
- Maximized pallet layout for jobsite efficiencies
- Ideal for walkways, patios, borders, accents and residential driveways
- Surface and micro-chamfer are ADA-compliant and minimize wheelchair vibration

## QUALITY FOR LIFE

Every step of our manufacturing process incorporates rigorous research, testing and quality assurance. We demand the highest quality from each of our facilities across North America. We believe in creating world-class building products that stand the test of time. See our lifetime warranty at **Belgard.com/Warranty**

Due to the natural materials in our products, colors may vary from those shown on the cut sheet. We recommend viewing actual product samples to ensure the perfect color and finish for each project.

**BELGARD®**

AN OLDCASTLE® APG OUTDOOR BRAND

**STOCKTON**  
4202 Gibraltar Court  
Stockton, CA 95206  
Ph: 209-983-1609

**SAN MARTIN**  
13775 Llagas Ave  
San Martin, CA 95046  
Ph: 408-686-9627

**TRACY**  
426 E Grant Line Rd  
Tracy, CA 95376  
Ph: 209-833-7366

**GILROY**  
5787 Obata Way  
Gilroy, CA 95020  
Ph: 408-984-8800


© 2026 Oldcastle® APG, Inc. All Rights Reserved. BEL25-D-555486 | Pacific Stockton | Revised 01/2026



# DIMENSIONS™

## Paver | 60mm

Ideal for accents, driveways and small patios, the contemporary smooth, linear surface of this paver is enriched with DuraFusion Technology for enhanced texture and wear-resistance.



MODULAR  
SIZING



DURAFUSION  
TECHNOLOGY



ACCESSIBLE  
SURFACE

### PALLET INFORMATION

DIMENSIONS™ PAVER		SQFT/ PALLET	UNITS/ LAYER	SQFT/ LAYER	LAYER/ PALLET	WEIGHT/ PALLET
6 X 9 60MM	6 x 9 x 2 <sup>3</sup> / <sub>8</sub>	112.5	30	11.2	10	3020
6 X 12 60MM	6 x 12 x 2 <sup>3</sup> / <sub>8</sub>	120	24	12	10	3260
3 X 12 60MM	3 x 12 x 2 <sup>3</sup> / <sub>8</sub>	110.0	44	11.0	10	2992

### SHAPES & SIZES

6 X 9 | 60MM



6 x 9 x 2<sup>3</sup>/<sub>8</sub>

6 X 12 | 60MM



6 x 12 x 2<sup>3</sup>/<sub>8</sub>

3 X 12 | 60MM




3 x 12 x 2<sup>3</sup>/<sub>8</sub>





**ANTHRACITE**   
Only available in 6 x 9 & 6 x 12



**BOURBON**   
Only available in 3 x 12 & 6 x 12



**FOG**   
Only available in 3 x 12



**HICKORY**   
Only available in 6 x 9 & 6 x 12



**MIDNIGHT**   
Only available in 3 x 12 & 6 x 12



**PEARL**   
Only available in 3 x 12 & 6 x 12



**ROSEWOOD**   
Only available in 3 x 12



**SCANDIANA GRAY**   
Only available in 6 x 9 & 6 x 12



**SEPIA**   
Only available in 6 x 9 & 6 x 12




**SHADED GRAY**   
Only available in 6 x 9 & 6 x 12

## LEARN MORE


View the product page on **Belgard.com** for more information



## PALLET LAYOUTS



3 X 12



6 X 12

## TECHNICAL SPECS

- True 3" increments for simplified design, quoting and ordering
- Compatible with all modular paver lines—look for Modular Sizing icon
- Modular dimensions reduce cuts, installation time, and waste
- Modular compatibility allows more creative pattern options
- Maximized pallet layout for jobsite efficiencies
- Ideal for a variety of residential and commercial pedestrian and vehicular applications
- Surface and micro-chamfer are ADA-compliant and minimize wheelchair vibration



### DuraFusion™ Technology

A bold, vibrant finish with a smoother, tighter texture.

## QUALITY FOR LIFE

Every step of our manufacturing process incorporates rigorous research, testing and quality assurance. We demand the highest quality from each of our facilities across North America. We believe in creating world-class building products that stand the test of time. See our lifetime warranty at **Belgard.com/Warranty**


Due to the natural materials in our products, colors may vary from those shown on the cut sheet. We recommend viewing actual product samples to ensure the perfect color and finish for each project.



# DIMENSIONS™

## Paver | 80mm

Ideal for accents, driveways and small patios, the contemporary smooth, linear surface of this paver is enriched with DuraFusion Technology for enhanced texture and wear-resistance.



MODULAR  
SIZING



DURAFUSION  
TECHNOLOGY



ACCESSIBLE  
SURFACE

### PALLET INFORMATION

DIMENSIONS™ PAVER		SQFT/ PALLET	UNITS/ LAYER	SQFT/ LAYER	LAYER/ PALLET	WEIGHT/ PALLET
6 X 12 80MM	6 x 12 x 3 1/8"	96	–	–	8	2707

### SHAPES & SIZES

6 X 12 | 80MM




6 x 12 x 3 1/8"





BOURBON 




MIDNIGHT 

## LEARN MORE

View the product page on **Belgard.com** for more information




## PALLET LAYOUT



## TECHNICAL SPECS

- True 3" increments for simplified design, quoting and ordering
- Compatible with all modular paver lines—look for Modular Sizing icon
- Modular dimensions reduce cuts, installation time, and waste
- Modular compatibility allows more creative pattern options
- Maximized pallet layout for jobsite efficiencies
- Ideal for a variety of residential and commercial pedestrian and vehicular applications
- Surface and micro-chamfer are ADA-compliant and minimize wheelchair vibration

 **DuraFusion™ Technology**  
A bold, vibrant finish with a smoother, tighter texture.

## QUALITY FOR LIFE

Every step of our manufacturing process incorporates rigorous research, testing and quality assurance. We demand the highest quality from each of our facilities across North America. We believe in creating world-class building products that stand the test of time. See our lifetime warranty at **Belgard.com/Warranty**

Due to the natural materials in our products, colors may vary from those shown on the cut sheet. We recommend viewing actual product samples to ensure the perfect color and finish for each project.



# DIMENSIONS™

## Plank | 80mm

Enriched with DuraFusion Technology for an enhanced texture and wear-resistance, this thick paver supports vehicular loads and features an elongated shape for a modern look.



MODULAR  
SIZING



DURAFUSION  
TECHNOLOGY



DRIVEWAY  
APPROVED



ACCESSIBLE  
SURFACE

### PALLET INFORMATION

DIMENSIONS™ PLANK		SQFT/ PALLET	UNITS/ LAYER	SQFT/ LAYER	LAYER/ PALLET	WEIGHT/ PALLET
3 X 9 80MM	3 x 9 x 3 1/8	82.4	55	10.3	8	3050
3 X 12 80MM	3 x 12 x 3 1/8	88	44	11	8	3250

### SHAPES & SIZES

3 X 9 | 80MM



3 x 9 x 3 1/8

3 X 12 | 80MM



3 x 12 x 3 1/8





PEARL 



FOG 




MIDNIGHT 

## LEARN MORE


View the product page on **Belgard.com** for more information



## PALLET LAYOUTS



3 X 9



3 X 12

## TECHNICAL SPECS

- True 3" increments for simplified design, quoting and ordering
- Compatible with all modular paver lines—look for Modular Sizing icon
- Modular dimensions reduce cuts, installation time, and waste
- Modular compatibility allows more creative pattern options
- Maximized pallet layout for jobsite efficiencies
- Ideal for walkways, patios, borders, accents and residential driveways
- Surface and micro-chamfer are ADA-compliant and minimize wheelchair vibration



### DuraFusion™ Technology

A bold, vibrant finish with a smoother, tighter texture.

## QUALITY FOR LIFE

Every step of our manufacturing process incorporates rigorous research, testing and quality assurance. We demand the highest quality from each of our facilities across North America. We believe in creating world-class building products that stand the test of time. See our lifetime warranty at **Belgard.com/Warranty**

Due to the natural materials in our products, colors may vary from those shown on the cut sheet. We recommend viewing actual product samples to ensure the perfect color and finish for each project.



# DIMENSIONS™

## Slab | 60mm

The expansive size is distinguished by clean, crisp lines and a smooth, linear surface, which make it a superior choice for contemporary designs.



MODULAR  
SIZING



ACCESSIBLE  
SURFACE

### PALLET INFORMATION

DIMENSIONS™ SLAB		SQFT/ PALLET	UNITS/ LAYER	SQFT/ LAYER	LAYER/ PALLET	WEIGHT/ PALLET
12 X 24 60MM	12 x 24 x 2 <sup>3</sup> / <sub>8</sub>	120	6	12	10	3230
24 X 24 60MM	24 x 24 x 2 <sup>3</sup> / <sub>8</sub>	80	2	8	10	2170

### SHAPES & SIZES

12 X 24 | 60MM




12 x 24 x 2<sup>3</sup>/<sub>8</sub>

24 X 24 | 60MM



24 x 24 x 2<sup>3</sup>/<sub>8</sub>





ASPEN



RIVIERA



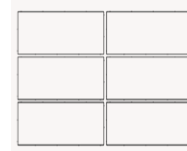
VICTORIAN

## LEARN MORE

View the product page on **Belgard.com** for more information



## PALLET LAYOUTS



12 X 24



24 X 24

## TECHNICAL SPECS

- True 3" increments for simplified design, quoting and ordering
- Compatible with all modular paver lines—look for Modular Sizing icon
- Modular dimensions reduce cuts, installation time, and waste
- Modular compatibility allows more creative pattern options
- Maximized pallet layout for jobsite efficiencies
- Ideal for patios, walkways and pool decks
- Surface and micro-chamfer are ADA-compliant and minimize wheelchair vibration

## QUALITY FOR LIFE

Every step of our manufacturing process incorporates rigorous research, testing and quality assurance. We demand the highest quality from each of our facilities across North America. We believe in creating world-class building products that stand the test of time. See our lifetime warranty at **Belgard.com/Warranty**


Due to the natural materials in our products, colors may vary from those shown on the cut sheet. We recommend viewing actual product samples to ensure the perfect color and finish for each project.



# DIMENSIONS™

## Slab | 60mm

Expansive sizes, clean lines and a smooth surface create ultra-contemporary designs enriched with DuraFusion Technology for enhanced texture and wear-resistance.



MODULAR  
SIZING



DURAFUSION  
TECHNOLOGY



ACCESSIBLE  
SURFACE

### PALLET INFORMATION

DIMENSIONS™ SLAB		SQFT/ PALLET	UNITS/ LAYER	SQFT/ LAYER	LAYER/ PALLET	WEIGHT/ PALLET
9 X 18 60MM	9 x 18 x 2 <sup>3</sup> / <sub>8</sub>	112.5	10	11.25	10	2680
12 X 24 60MM	12 x 24 x 2 <sup>3</sup> / <sub>8</sub>	120	6	12	10	3230
15 X 30 60MM	15 x 30 x 2 <sup>3</sup> / <sub>8</sub>	93.75	3	9.375	10	3219
24 X 24 60MM	24 x 24 x 2 <sup>3</sup> / <sub>8</sub>	80	2	8	10	2170
24 X 36 60MM	24 x 36 x 2 <sup>3</sup> / <sub>8</sub>	120	2	12	10	3240

### SHAPES & SIZES

9 X 18 | 60MM



9 x 18 x 2<sup>3</sup>/<sub>8</sub>

12 X 24 | 60MM



12 x 24 x 2<sup>3</sup>/<sub>8</sub>

15 X 30 | 60MM



15 x 30 x 2<sup>3</sup>/<sub>8</sub>

24 X 24 | 60MM



24 x 24 x 2<sup>3</sup>/<sub>8</sub>

24 X 36 | 60MM



24 x 36 x 2<sup>3</sup>/<sub>8</sub>






ANTHRACITE 



HICKORY 



SCANDINA GRAY 



SEPIA 



SHADED GRAY 



IRON BAY 

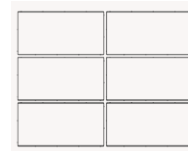
Only available in 12 x 24, 24 x 24, & 24 x 36

## LEARN MORE

View the product page on **Belgard.com** for more information



### PALLET LAYOUTS



12 X 24



24 X 24



24 X 36

### TECHNICAL SPECS

- True 3" increments for simplified design, quoting and ordering
- Compatible with all modular paver lines—look for Modular Sizing icon
- Modular dimensions reduce cuts, installation time, and waste
- Modular compatibility allows more creative pattern options
- Maximized pallet layout for jobsite efficiencies
- Ideal for patios, walkways and pool decks
- Surface and micro-chamfer are ADA-compliant and minimize wheelchair vibration



#### DuraFusion™ Technology

A bold, vibrant finish with a smoother, tighter texture.

### QUALITY FOR LIFE

Every step of our manufacturing process incorporates rigorous research, testing and quality assurance. We demand the highest quality from each of our facilities across North America. We believe in creating world-class building products that stand the test of time. See our lifetime warranty at **Belgard.com/Warranty**

Due to the natural materials in our products, colors may vary from those shown on the cut sheet. We recommend viewing actual product samples to ensure the perfect color and finish for each project.

**BELGARD®**

AN OLDCASTLE® APG OUTDOOR BRAND

**STOCKTON**  
4202 Gibraltar Court  
Stockton, CA 95206  
Ph: 209-983-1609

**SAN MARTIN**  
13775 Llagas Ave  
San Martin, CA 95046  
Ph: 408-686-9627

**TRACY**  
426 E Grant Line Rd  
Tracy, CA 95376  
Ph: 209-833-7366

**GILROY**  
5787 Obata Way  
Gilroy, CA 95020  
Ph: 408-984-8800

© 2026 Oldcastle® APG, Inc. All Rights Reserved. BEL25-D-555486 | Pacific Stockton | Revised 01/2026



# EMPIRE™

Paver | 60mm

The plank shape and hand-tooled face are enriched by DuraFusion Technology for enhanced texture and wear-resistance with seven distinct face styles for unique pattern creation.



MODULAR  
SIZING



DURAFUSION  
TECHNOLOGY



ACCESSIBLE  
SURFACE

## PALLET INFORMATION

EMPIRE™		SQFT/ PALLET	UNITS/ LAYER	SQFT/ LAYER	LAYER/ PALLET	WEIGHT/ PALLET
60MM	3 x 12 x 2 <sup>3</sup> / <sub>8</sub>	110	44	11	10	3100

NOTE: All 7 face styles are sold on a single pallet.


## SHAPES & SIZES

60MM





3 x 12 x 2<sup>3</sup>/<sub>8</sub>





MIDNIGHT 



SCANDINA GRAY 

## LEARN MORE

View the product page on **Belgard.com** for more information



## PALLET LAYOUT


## TECHNICAL SPECS

- True 3" increments for simplified design, quoting and ordering
- Compatible with all modular paver lines—look for Modular Sizing icon
- Modular dimensions reduce cuts, installation time, and waste
- Modular compatibility allows more creative pattern options
- Maximized pallet layout for jobsite efficiencies
- Ideal for patios, walkways and accents
- Can be used to construct ADA-compliant pavement
- 7 unique textures per pallet



### DuraFusion™ Technology

A bold, vibrant finish with a smoother, tighter texture.

## QUALITY FOR LIFE

Every step of our manufacturing process incorporates rigorous research, testing and quality assurance. We demand the highest quality from each of our facilities across North America. We believe in creating world-class building products that stand the test of time. See our lifetime warranty at **Belgard.com/Warranty**

Due to the natural materials in our products, colors may vary from those shown on the cut sheet. We recommend viewing actual product samples to ensure the perfect color and finish for each project.



# HEXAGON 6

Paver | 60mm

A geometric standout, this smooth-faced paver supports contemporary layouts, inlaid accents, and art deco-inspired patterns and is enriched with DuraFusion Technology for enhanced color, texture and wear-resistance.



MODULAR  
SIZING



ACCESSIBLE  
SURFACE



DURAFUSION  
TECHNOLOGY

## PALLET INFORMATION

HEXAGON 6		SQFT/ PALLET	UNITS/ LAYER	SQFT/ LAYER	LAYER/ PALLET	WEIGHT/ PALLET
HEXAGON	12 x 12 x 2 3/8	100.02	14	9.09	11	2845

## SHAPES & SIZES

HEXAGON



12 x 12 x 2 3/8






ANTHRACITE 



SCANDINA GRAY 



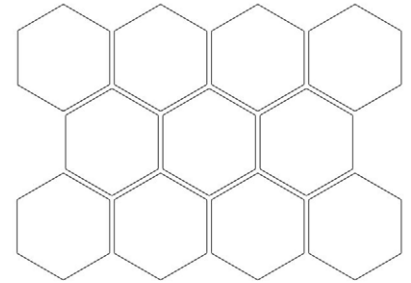
SHADED GRAY 

## LEARN MORE

View the product page on **Belgard.com** for more information




### PALLET LAYOUT



### TECHNICAL SPECS

- True 3" increments for simplified design, quoting and ordering
- Compatible with all modular paver lines—look for Modular Sizing icon
- Modular dimensions reduce cuts, installation time, and waste
- Modular compatibility allows more creative pattern options
- Maximized pallet layout for jobsite efficiencies
- Ideal for patios, walkways and inlaid designs
- Surface and micro-chamfer are ADA-compliant and minimize wheelchair vibration

 **DuraFusion™ Technology**  
A bold, vibrant finish with a smoother, tighter texture.

### QUALITY FOR LIFE

Every step of our manufacturing process incorporates rigorous research, testing and quality assurance. We demand the highest quality from each of our facilities across North America. We believe in creating world-class building products that stand the test of time. See our lifetime warranty at **Belgard.com/Warranty**


Due to the natural materials in our products, colors may vary from those shown on the cut sheet. We recommend viewing actual product samples to ensure the perfect color and finish for each project.



# HOLLAND STONE

Paver | 60mm

The classic architectural appearance is derived from a smooth face and clean lines to offer traditional appeal.



DRIVEWAY  
APPROVED



ACCESSIBLE  
SURFACE

## PALLET INFORMATION

HOLLAND STONE		SQFT/ PALLET	UNITS/ LAYER	SQFT/ LAYER	LAYER/ PALLET	WEIGHT/ PALLET
60MM	4 x 8 x 2 3/8"	120	54	12	10	3230


## SHAPES & SIZES

60MM



4 x 8 x 2 3/8"





MIDNIGHT



TOSCANA



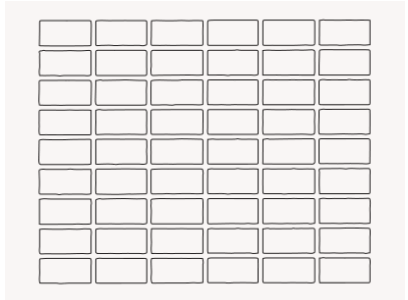
VICTORIAN

## LEARN MORE

View the product page on [Belgard.com](https://www.belgard.com) for more information



## PALLET LAYOUT



## TECHNICAL SPECS

- Ideal for inlays, borders and as a stand alone
- Ideal for both residential and commercial applications
- Approved for residential vehicular applications
- Surface and micro-chamfer are ADA-compliant and minimize wheelchair vibration

## QUALITY FOR LIFE

Every step of our manufacturing process incorporates rigorous research, testing and quality assurance. We demand the highest quality from each of our facilities across North America. We believe in creating world-class building products that stand the test of time. See our lifetime warranty at [Belgard.com/Warranty](https://www.belgard.com/Warranty)

Due to the natural materials in our products, colors may vary from those shown on the cut sheet. We recommend viewing actual product samples to ensure the perfect color and finish for each project.



# MEGA-ARBEL®

Paver | 60mm

Mega-Arbel offers the look and feel of natural flagstone. With an irregular shape and false joints, it creates a random look that flows harmoniously into the surrounding landscape.



## PALLET INFORMATION

MEGA-ARBEL®		SQFT/ PALLET	UNITS/ LAYER	SQFT/ LAYER	LAYER/ PALLET	WEIGHT/ PALLET
60MM	15 <sup>3</sup> / <sub>8</sub> x 21 x 2 <sup>3</sup> / <sub>8</sub>	104.4	6	8.7	12	2850

## SHAPES & SIZES

60MM



15<sup>3</sup>/<sub>8</sub> x 21 x 2<sup>3</sup>/<sub>8</sub>





TOSCANA



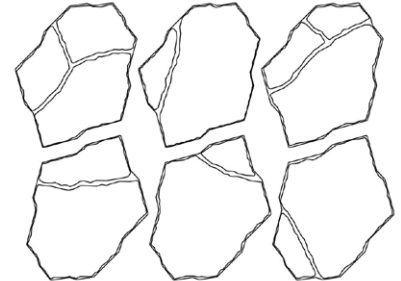
VICTORIAN

## LEARN MORE

View the product page on **Belgard.com** for more information



## PALLET LAYOUT



## TECHNICAL SPECS

- Features a range of natural colors and blends
- Irregular interlocking system that utilizes a no-repeat pattern
- Ideal for walkways, patios and poolsides
- Singular shape with multiple false-joint\* face patterns for a random stone look

\*For best results with false-joint pavers, finish joints with Techniseal NextGel polymeric jointing sand

## QUALITY FOR LIFE

Every step of our manufacturing process incorporates rigorous research, testing and quality assurance. We demand the highest quality from each of our facilities across North America. We believe in creating world-class building products that stand the test of time. See our lifetime warranty at **Belgard.com/Warranty**


Due to the natural materials in our products, colors may vary from those shown on the cut sheet. We recommend viewing actual product samples to ensure the perfect color and finish for each project.



# NARROW JOINT PERMEABLE MISSION

Permeable Paver\* | 80mm

This permeable system features DuraFusion Technology for an enhanced texture and durability and features narrow joints that create a uniform look while still enabling efficient stormwater infiltration.



MODULAR  
SIZING



DURAFUSION  
TECHNOLOGY



ACCESSIBLE  
SURFACE



DRIVEWAY  
APPROVED

## PALLET INFORMATION

NARROW JOINT PERMEABLE MISSION		SQFT/ PALLET	UNITS/ LAYER	SQFT/ LAYER	LAYER/ PALLET	WEIGHT/ PALLET
4 X 8 80MM	4 x 8 x 3 1/8	93	54	11.62	8	3441
6 X 6 80MM	6 x 6 x 3 1/8	93	48	11.62	8	3441
6 X 12 80MM	6 x 12 x 3 1/8	93	24	11.62	8	3441

## SHAPES & SIZES

4 X 8 | 80MM



4 x 8 x 3 1/8

6 X 6 | 80MM



6 x 6 x 3 1/8

6 X 12 | 80MM



6 x 12 x 3 1/8

\*Can be installed as a permeable paving system for residential applications with proper open-aggregate bedding, base and jointing material. Contact a Belgard representative for more information.





GRAY CHARCOAL 



GRAY CHARCOAL TAN 

## TECHNICAL SPECS

- Increased options with square, and rectangular shapes for design flexibility
- Ideal for walkways, patios, pool decks, light & heavy vehicular traffic and permeable pedestrian/residential installations
- Designed with open-graded base and sub-base for infiltration and storage to reduce stormwater runoff and help protect the environment
- Surface and micro-chamfer are ADA-compliant and minimize wheelchair vibration



### DuraFusion™ Technology

A bold, vibrant finish with a smoother, tighter texture.

## QUALITY FOR LIFE

Every step of our manufacturing process incorporates rigorous research, testing and quality assurance. We demand the highest quality from each of our facilities across North America. We believe in creating world-class building products that stand the test of time. See our lifetime warranty at [Belgard.com/Warranty](https://www.belgard.com/Warranty)


Due to the natural materials in our products, colors may vary from those shown on the cut sheet. We recommend viewing actual product samples to ensure the perfect color and finish for each project.



# ORIGINS™ 12

## 3-Piece System | 60mm

Emulating the look and texture of natural stone, this paver system offers earthy tones and a chiseled face enriched with DuraFusion Technology for enhanced color, texture and wear-resistance.



### PALLET INFORMATION

ORIGINS™ 3-PIECE		SQFT/ PALLET	UNITS/ LAYER	SQFT/ LAYER	LAYER/ PALLET	WEIGHT/ PALLET
ORIGINS 12 60MM	6 x 12 x 2 <sup>3</sup> / <sub>8</sub>	120	4	2	10	3180
	12 x 12 x 2 <sup>3</sup> / <sub>8</sub>		4	4		
	12 x 18 x 2 <sup>3</sup> / <sub>8</sub>		4	6		

### SHAPES & SIZES

#### ORIGINS 12 | 60MM







ASHWOOD 



CHESWICK 



IRON BAY 



NEWPORT GRAY 



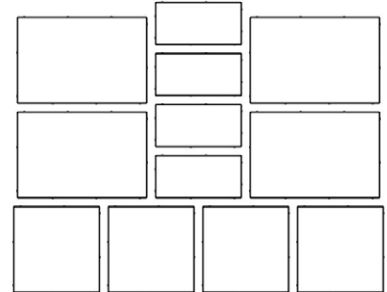
TEAK 

## LEARN MORE

View the product page on **Belgard.com** for more information



## PALLET LAYOUT



## TECHNICAL SPECS

- True 3" increments for simplified design, quoting and ordering
- Compatible with all modular paver lines—look for Modular Sizing icon
- Modular dimensions reduce cuts, installation time, and waste
- Modular compatibility allows more creative pattern options
- Maximized pallet layout for jobsite efficiencies
- Ideal for patios, walkways and pool decks
- Can be used to construct ADA-compliant pavement



### DuraFusion™ Technology

A bold, vibrant finish with a smoother, tighter texture.

## QUALITY FOR LIFE

Every step of our manufacturing process incorporates rigorous research, testing and quality assurance. We demand the highest quality from each of our facilities across North America. We believe in creating world-class building products that stand the test of time. See our lifetime warranty at **Belgard.com/Warranty**


Due to the natural materials in our products, colors may vary from those shown on the cut sheet. We recommend viewing actual product samples to ensure the perfect color and finish for each project.



# ORIGINS™ 12

## 3-Piece System | 80mm

Emulating the look and texture of natural stone, this paver system offers earthy tones and a chiseled face enriched with DuraFusion Technology for enhanced color, texture and wear-resistance.



MODULAR  
SIZING



DURAFUSION  
TECHNOLOGY



ACCESSIBLE  
SURFACE



DRIVEWAY  
APPROVED

### PALLET INFORMATION

ORIGINS™ 3-PIECE		SQFT/ PALLET	UNITS/ LAYER	SQFT/ LAYER	LAYER/ PALLET	WEIGHT/ PALLET
ORIGINS 12 80MM	6 x 12 x 3 1/8	96	4	12	8	3600
	12 x 12 x 3 1/8					
	12 x 18 x 3 1/8					

### SHAPES & SIZES

#### ORIGINS 12 | 80MM

 6 x 12 x 3 1/8

 12 x 12 x 3 1/8

 12 x 18 x 3 1/8





ASHWOOD 



CHESWICK 



IRON BAY 



NEWPORT GRAY 



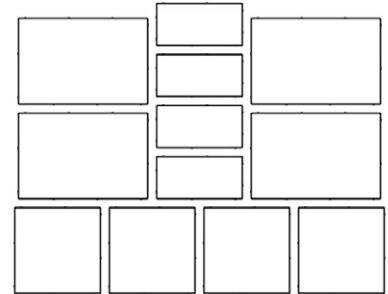
TEAK 

## LEARN MORE

View the product page on **Belgard.com** for more information



## PALLET LAYOUT



## TECHNICAL SPECS

- True 3" increments for simplified design, quoting and ordering
- Compatible with all modular paver lines—look for Modular Sizing icon
- Modular dimensions reduce cuts, installation time, and waste
- Modular compatibility allows more creative pattern options
- Maximized pallet layout for jobsite efficiencies
- Ideal for patios, walkways and pool decks
- 80mm system rated for residential vehicular applications
- Can be used to construct ADA-compliant pavement



### DuraFusion™ Technology

A bold, vibrant finish with a smoother, tighter texture.

## QUALITY FOR LIFE

Every step of our manufacturing process incorporates rigorous research, testing and quality assurance. We demand the highest quality from each of our facilities across North America. We believe in creating world-class building products that stand the test of time. See our lifetime warranty at **Belgard.com/Warranty**

Due to the natural materials in our products, colors may vary from those shown on the cut sheet. We recommend viewing actual product samples to ensure the perfect color and finish for each project.



# ORIGINS™ 18

## 3-Piece System | 60mm

Emulating the look and texture of natural stone, this paver system offers earthy tones and a chiseled face enriched with DuraFusion Technology for enhanced color, texture and wear-resistance.



### PALLET INFORMATION

ORIGINS™ 3-PIECE		SQFT/ PALLET	UNITS/ LAYER	SQFT/ LAYER	LAYER/ PALLET	WEIGHT/ PALLET
ORIGINS 18 60MM	9 x 18 x 2⅜	112.5	2	2.25	10	3152
	18 x 18 x 2⅜		1	2.25		
	18 x 27 x 2⅜		2	6.75		

### SHAPES & SIZES

#### ORIGINS 18 | 60MM







ASHWOOD 



CHESWICK 



IRON BAY 



NEWPORT GRAY 



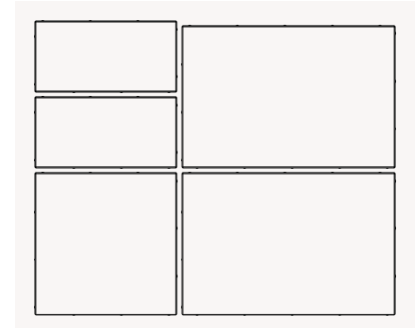
TEAK 

## LEARN MORE

View the product page on **Belgard.com** for more information



## PALLET LAYOUT



## TECHNICAL SPECS

- True 3" increments for simplified design, quoting and ordering
- Compatible with all modular paver lines—look for Modular Sizing icon
- Modular dimensions reduce cuts, installation time, and waste
- Modular compatibility allows more creative pattern options
- Maximized pallet layout for jobsite efficiencies
- Ideal for patios, walkways and pool decks
- Can be used to construct ADA-compliant pavement

## **DuraFusion™ Technology**

A bold, vibrant finish with a smoother, tighter texture.

## QUALITY FOR LIFE

Every step of our manufacturing process incorporates rigorous research, testing and quality assurance. We demand the highest quality from each of our facilities across North America. We believe in creating world-class building products that stand the test of time. See our lifetime warranty at **Belgard.com/Warranty**

Due to the natural materials in our products, colors may vary from those shown on the cut sheet. We recommend viewing actual product samples to ensure the perfect color and finish for each project.



# ORIGINS™

Paver | 60mm

With the ideal shape and size for driveways, small patios and borders, the subtle chiseled stone face is enriched with DuraFusion Technology for enhanced color, texture and wear-resistance.



MODULAR  
SIZING



DURAFUSION  
TECHNOLOGY



ACCESSIBLE  
SURFACE

## PALLET INFORMATION

ORIGINS™ PAVER		SQFT/ PALLET	UNITS/ LAYER	SQFT/ LAYER	LAYER/ PALLET	WEIGHT/ PALLET
6 X 9 60MM	6 x 9 x 2⅜	112.5	30	11.25	10	3020

## SHAPES & SIZES


6 X 9 | 60MM




6 x 9 x 2⅜






ASHWOOD 



CHESWICK 



IRON BAY 



MIDNIGHT 



NEWPORT GRAY 




TEAK 

## LEARN MORE

View the product page on **Belgard.com** for more information



## PALLET LAYOUT



## TECHNICAL SPECS

- True 3" increments for simplified design, quoting and ordering
- Compatible with all modular paver lines—look for Modular Sizing icon
- Modular dimensions reduce cuts, installation time, and waste
- Modular compatibility allows more creative pattern options
- Maximized pallet layout for jobsite efficiencies
- Ideal for walkways, patios, borders, accents and residential driveways
- Can be used to construct ADA-compliant pavement



### DuraFusion™ Technology

A bold, vibrant finish with a smoother, tighter texture.

## QUALITY FOR LIFE

Every step of our manufacturing process incorporates rigorous research, testing and quality assurance. We demand the highest quality from each of our facilities across North America. We believe in creating world-class building products that stand the test of time. See our lifetime warranty at **Belgard.com/Warranty**

Due to the natural materials in our products, colors may vary from those shown on the cut sheet. We recommend viewing actual product samples to ensure the perfect color and finish for each project.

**BELGARD®**

AN OLDCASTLE® APG OUTDOOR BRAND

**STOCKTON**  
4202 Gibraltar Court  
Stockton, CA 95206  
Ph: 209-983-1609

**SAN MARTIN**  
13775 Llagas Ave  
San Martin, CA 95046  
Ph: 408-686-9627

**TRACY**  
426 E Grant Line Rd  
Tracy, CA 95376  
Ph: 209-833-7366

**GILROY**  
5787 Obata Way  
Gilroy, CA 95020  
Ph: 408-984-8800

© 2026 Oldcastle® APG, Inc. All Rights Reserved. BEL25-D-555486 | Pacific Stockton | Revised 01/2026



# PAPYRUS™

## 3-Piece Paver | 60mm

An organic textural experience with modern elegance, this paver's unique face offers an upscale hand-tooled look enriched with DuraFusion Technology enhanced color, texture and wear-resistance.



MODULAR  
SIZING



DURAFUSION  
TECHNOLOGY



ACCESSIBLE  
SURFACE

### PALLET INFORMATION

PAPYRUS™ 3-PIECE		SQFT/ PALLET	UNITS/ LAYER	SQFT/ LAYER	LAYER/ PALLET	WEIGHT/ PALLET
PAPYRUS 18 60MM	9 x 18 x 2⅜	112.5	2	2.25	10	3152
	18 x 18 x 2⅜		1	2.25		
	18 x 27 x 2⅜		2	6.75		

### SHAPES & SIZES

#### PAPYRUS 18 | 60MM



9 x 18 x 2⅜




18 x 18 x 2⅜



18 x 27 x 2⅜





SCANDINA GRAY 



SEPIA 

## LEARN MORE

View the product page on **Belgard.com** for more information



## TECHNICAL SPECS

- True 3" increments for simplified design, quoting and ordering
- Compatible with all modular paver lines—look for Modular Sizing icon
- Modular dimensions reduce cuts, installation time, and waste
- Modular compatibility allows more creative pattern options
- Maximized pallet layout for jobsite efficiencies
- Ideal for patios, walkways and pool decks
- Can be used to construct ADA-compliant pavement



### DuraFusion™ Technology

A bold, vibrant finish with a smoother, tighter texture.

## QUALITY FOR LIFE

Every step of our manufacturing process incorporates rigorous research, testing and quality assurance. We demand the highest quality from each of our facilities across North America. We believe in creating world-class building products that stand the test of time. See our lifetime warranty at **Belgard.com/Warranty**

Due to the natural materials in our products, colors may vary from those shown on the cut sheet. We recommend viewing actual product samples to ensure the perfect color and finish for each project.



# QUARRY STONE

## 3-Piece Paver | 60mm

The natural stonelike appearance brings a rustic, refined look to outdoor spaces and is enriched with DuraFusion Technology for enhanced texture and wear-resistance.



DRIVEWAY  
APPROVED



DURAFUSION  
TECHNOLOGY

### PALLET INFORMATION

QUARRY STONE		SQFT/ PALLET	UNITS/ LAYER	SQFT/ LAYER	LAYER/ PALLET	WEIGHT/ PALLET
3-PIECE 60MM	6 x 9 x 2 <sup>3</sup> / <sub>8</sub>	105	8	2.78	9	2940
	9 x 9 x 2 <sup>3</sup> / <sub>8</sub>		8	4.44		
	9 x 12 x 2 <sup>3</sup> / <sub>8</sub>		6	4.44		
6 X 9 60MM	6 x 9 x 2 <sup>3</sup> / <sub>8</sub>	98	30	10.88	9	2774

### SHAPES & SIZES

#### 3-PIECE | 60MM



6 x 9 x 2<sup>3</sup>/<sub>8</sub>



9 x 9 x 2<sup>3</sup>/<sub>8</sub>



9 x 12 x 2<sup>3</sup>/<sub>8</sub>


#### 6 X 9 | 60MM



6 x 9 x 2<sup>3</sup>/<sub>8</sub>





OAK BARREL 




RUSTIC YELLOWSTONE 



SEQUOIA SANDSTONE 



SIERRA GRANITE 

## LEARN MORE

View the product page on **Belgard.com** for more information



## TECHNICAL SPECS

- Multipiece system with multiple layout patterns
- Optional accent piece for borders and creative patterns
- Ideal for walkways, patios, pool decks and light vehicular traffic



### DuraFusion™ Technology

A bold, vibrant finish with a smoother, tighter texture.

## QUALITY FOR LIFE

Every step of our manufacturing process incorporates rigorous research, testing and quality assurance. We demand the highest quality from each of our facilities across North America. We believe in creating world-class building products that stand the test of time. See our lifetime warranty at **Belgard.com/Warranty**


Due to the natural materials in our products, colors may vary from those shown on the cut sheet. We recommend viewing actual product samples to ensure the perfect color and finish for each project.



# TURFSTONE™

## Grid Paver | 80mm

Turfstone features an eco-friendly design that allows greenery to grow right through it, creating a highly unique hardscape design that works in harmony with nature.



DRIVEWAY  
APPROVED

### PALLET INFORMATION

TURFSTONE™		SQFT/ PALLET	UNITS/ LAYER	SQFT/ LAYER	LAYER/ PALLET	WEIGHT/ PALLET
80MM	16 x 24 x 3 1/8	101	4	10.1	10	2680


### SHAPES & SIZES

80MM



16 x 24 x 3 1/8






GRAY

## LEARN MORE

View the product page on **Belgard.com** for more information



## PALLET LAYOUT



## TECHNICAL SPECS

- Manufactured in accordance with ASTM C1319
- Open lattice grid design for turf infill
- 40% surface opening with void space for creating a grass pavement
- Applications include driveways, parking stalls, ramps, service and emergency access lanes

## QUALITY FOR LIFE

Every step of our manufacturing process incorporates rigorous research, testing and quality assurance. We demand the highest quality from each of our facilities across North America. We believe in creating world-class building products that stand the test of time. See our lifetime warranty at **Belgard.com/Warranty**

Due to the natural materials in our products, colors may vary from those shown on the cut sheet. We recommend viewing actual product samples to ensure the perfect color and finish for each project.

**BELGARD®**

AN OLDCASTLE® APG OUTDOOR BRAND

**STOCKTON**  
4202 Gibraltar Court  
Stockton, CA 95206  
Ph: 209-983-1609

**SAN MARTIN**  
13775 Llagas Ave  
San Martin, CA 95046  
Ph: 408-686-9627

**TRACY**  
426 E Grant Line Rd  
Tracy, CA 95376  
Ph: 209-833-7366

**GILROY**  
5787 Obata Way  
Gilroy, CA 95020  
Ph: 408-984-8800

© 2026 Oldcastle® APG, Inc. All Rights Reserved. BEL25-D-555486 | Pacific Stockton | Revised 01/2026



FOUNDATION™

Concrete Finish | 20mm

These pavers exude timeless sophistication and a uniform look achieved by a smooth, refined surface texture, polished concrete appearance, and neutral color tones.



SLIGHT SHADE VARIATION



ACCESSIBLE SURFACE

PALLET INFORMATION

FOUNDATION™		SQFT/ PALLET	SQFT/ BOX	BOXES/ PALLET	PCS/ BOX	WEIGHT/ BOX	WEIGHT/ PALLET
24 X 24	23.46 x 23.46 x 3/4	275.04	7.64	36	2	67.84	2517

SHAPES & SIZES

24 X 24



23.46 x 23.46 x 3/4





AMBER BEIGE **v2**



SCANDINA GRAY **v2**

## LEARN MORE

View the product page on **Belgard.com** for more information



## TECHNICAL SPECS

- Incredibly high breakage loads, up to 3,000 pounds
- Can be cleaned with normal household cleaners and even pressure washed with a low pressure washing device.\*
- High-density structure and ultra-low absorption rate provide a tight surface texture that fends off surface mold, moss, dirt and stains
- Unaffected by alkalis, acids, chemical agents, salt and other de-icing materials
- Structured top textures create non-slip surfaces
- Freeze-thaw resistant—100% frost-free and properties remain unaltered at temperatures ranging from -51.1° to + 60° C (-60°F to +140°F)
- Can be installed on a pedestal system for plaza and rooftop installations
- Suitable for ADA-compliant installations

\* It is important that all pressure washing of your porcelain pavers be done with a low pressure washer with a maximum of 1600 psi and nothing more powerful. When pressure washing your installation, care should be taken to prevent damage to the grout (adhesive and grout installations) and some re-sanding will be necessary when power washing an installation with sand or polymeric sand joints.

## QUALITY FOR LIFE

Every step of our manufacturing process incorporates rigorous research, testing and quality assurance. We demand the highest quality from each of our facilities across North America. We believe in creating world-class building products that stand the test of time. See our lifetime warranty at **Belgard.com/Warranty**

Due to the natural materials in our products, colors may vary from those shown on the cut sheet. We recommend viewing actual product samples to ensure the perfect color and finish for each project.



# GENOA™

Stone Finish | 20mm

Subtle nuances of natural stone and a smooth, non-slip texture make this porcelain paver the choice for blending earthy tones with a weathered patina for timeless aesthetics.



SLIGHT SHADE  
VARIATION



ACCESSIBLE  
SURFACE

## PALLET INFORMATION

GENOA™		SQFT/ PALLET	SQFT/ BOX	BOXES/ PALLET	PCS/ BOX	WEIGHT/ BOX	WEIGHT/ PALLET
12 X 24	11.65 x 23.46 x 3/4	303.6	7.59	40	4	68	2804
24 X 24	23.46 x 23.46 x 3/4	275.04	7.64	36	2	72	2517

## SHAPES & SIZES

12 X 24



11.65 x 23.46 x 3/4

24 X 24



23.46 x 23.46 x 3/4





BLANCO 



CREMA 

## LEARN MORE

View the product page on **Belgard.com** for more information



## TECHNICAL SPECS

- Incredibly high breakage loads, up to 3,000 pounds
- Can be cleaned with normal household cleaners and even pressure washed with a low pressure washing device.\*
- High-density structure and ultra-low absorption rate provide a tight surface texture that fends off surface mold, moss, dirt and stains
- Unaffected by alkalis, acids, chemical agents, salt and other de-icing materials
- Structured top textures create non-slip surfaces
- Freeze-thaw resistant—100% frost-free and properties remain unaltered at temperatures ranging from -51.1° to + 60° C (-60°F to +140°F)
- Can be installed on a pedestal system for plaza and rooftop installations
- Suitable for ADA-compliant installations

\* It is important that all pressure washing of your porcelain pavers be done with a low pressure washer with a maximum of 1600 psi and nothing more powerful. When pressure washing your installation, care should be taken to prevent damage to the grout (adhesive and grout installations) and some re-sanding will be necessary when power washing an installation with sand or polymeric sand joints.

## QUALITY FOR LIFE

Every step of our manufacturing process incorporates rigorous research, testing and quality assurance. We demand the highest quality from each of our facilities across North America. We believe in creating world-class building products that stand the test of time. See our lifetime warranty at **Belgard.com/Warranty**


Due to the natural materials in our products, colors may vary from those shown on the cut sheet. We recommend viewing actual product samples to ensure the perfect color and finish for each project.



# GLOCAL

Concrete Finish | 20mm

The smooth concrete-like finish offers a clean, contemporary aesthetic. Its structured and tight surface texture in neutral shades makes this porcelain paver a versatile design element.



SLIGHT SHADE  
VARIATION



LOW SOLAR HEAT  
ABSORPTION



ACCESSIBLE  
SURFACE

## PALLET INFORMATION

GLOCAL		SQFT/ PALLET	SQFT/ BOX	BOXES/ PALLET	PCS/ BOX	WEIGHT/ BOX	WEIGHT/ PALLET
24 X 24	23.54 x 23.54 x 3/4	232.5	7.75	30	2	72	2201
24 X 48	23.54 x 47.17 x 3/4	271.25	7.75	35	1	74	2621

## SHAPES & SIZES

24 X 24



23.54 x 23.54 x 3/4

24 X 48



23.54 x 47.17 x 3/4





CLEAR | GC 01 



IDEAL | GC 03 



TYPE | GC 04 



CLASSIC | GC 05 

## LEARN MORE

View the product page on **Belgard.com** for more information



### TECHNICAL SPECS

- Incredibly high breakage loads, up to 3,000 pounds
- Can be cleaned with normal household cleaners and even pressure washed with a low pressure washing device.\*
- High-density structure and ultra-low absorption rate provide a tight surface texture that fends off surface mold, moss, dirt and stains
- Unaffected by alkalis, acids, chemical agents, salt and other de-icing materials
- Structured top textures create non-slip surfaces
- Freeze-thaw resistant—100% frost-free and properties remain unaltered at temperatures ranging from -51.1° to + 60° C (-60°F to +140°F)
- Can be installed on a pedestal system for plaza and rooftop installations
- Suitable for ADA-compliant installations

\* It is important that all pressure washing of your porcelain pavers be done with a low pressure washer with a maximum of 1600 psi and nothing more powerful. When pressure washing your installation, care should be taken to prevent damage to the grout (adhesive and grout installations) and some re-sanding will be necessary when power washing an installation with sand or polymeric sand joints.

Due to the natural materials in our products, colors may vary from those shown on the cut sheet. We recommend viewing actual product samples to ensure the perfect color and finish for each project.



# JURUPA

Wood Finish | 20mm

The robust intrinsic characteristics of smooth planed wood offer warmth and sophistication. Resembling wood, each paver has subtle variations clearly framed by grouted details.




**v2** SLIGHT SHADE VARIATION

 ACCESSIBLE SURFACE

## PALLET INFORMATION


JURUPA		SQFT/ PALLET	SQFT/ BOX	BOXES/ PALLET	PCS/ BOX	WEIGHT/ BOX	WEIGHT/ PALLET
12 X 48	11.73 x 47.17	279	7.75	36	2	74	2664

## SHAPES & SIZES

12 X 48  
 11.73 x 47.17





COOL | JP 02 



MASTER | JP 03 



CAMP | JP 04 

## LEARN MORE

View the product page on **Belgard.com** for more information



## TECHNICAL SPECS

- Incredibly high breakage loads, up to 3,000 pounds
- Can be cleaned with normal household cleaners and even pressure washed with a low pressure washing device.\*
- High-density structure and ultra-low absorption rate provide a tight surface texture that fends off surface mold, moss, dirt and stains
- Unaffected by alkalis, acids, chemical agents, salt and other de-icing materials
- Structured top textures create non-slip surfaces
- Freeze-thaw resistant—100% frost-free and properties remain unaltered at temperatures ranging from -51.1° to + 60° C (-60°F to +140°F)
- Can be installed on a pedestal system for plaza and rooftop installations
- Suitable for ADA-compliant installations

\* It is important that all pressure washing of your porcelain pavers be done with a low pressure washer with a maximum of 1600 psi and nothing more powerful. When pressure washing your installation, care should be taken to prevent damage to the grout (adhesive and grout installations) and some re-sanding will be necessary when power washing an installation with sand or polymeric sand joints.

Due to the natural materials in our products, colors may vary from those shown on the cut sheet. We recommend viewing actual product samples to ensure the perfect color and finish for each project.



# LAGOON

Stone Finish | 20mm

Painstaking detail and depth of color evoke the expressive power of nature through these stylish modular pavers. Veining effects are inspired by the stratifications of sedimentary rocks.



MIRAGE  
INSPIRING BETTER LIVING



SLIGHT SHADE  
VARIATION



LOW SOLAR HEAT  
ABSORPTION



ACCESSIBLE  
SURFACE

## PALLET INFORMATION

LAGOON		SQFT/ PALLET	SQFT/ BOX	BOXES/ PALLET	PCS/ BOX	WEIGHT/ BOX	WEIGHT/ PALLET
24 X 48	23.54 x 47.17 x 3/4	271.25	7.75	35	1	74	2621


## SHAPES & SIZES

24 X 48



23.54 x 47.17 x 3/4





MOONBEAM | LG 01 ST 



SANDSHELL | LG 02 ST 



SHARKSKIN | LG 04 ST 

## LEARN MORE

View the product page on **Belgard.com** for more information



## TECHNICAL SPECS

- Incredibly high breakage loads, up to 3,000 pounds
- Unaffected by alkalis, acids, chemical agents, salt and other de-icing materials
- High-density structure and ultra-low absorption rate provide a tight surface texture that fends off surface mold, moss, dirt and stains
- Unaffected by alkalis, acids, chemical agents, salt and other de-icing materials
- Structured top textures create non-slip surfaces
- Freeze-thaw resistant—100% frost-free and properties remain unaltered at temperatures ranging from -51.1° to + 60° C (-60°F to +140°F)
- Can be installed on a pedestal system for plaza and rooftop installations
- Suitable for ADA-compliant installations

\* It is important that all pressure washing of your porcelain pavers be done with a low pressure washer with a maximum of 1600 psi and nothing more powerful. When pressure washing your installation, care should be taken to prevent damage to the grout (adhesive and grout installations) and some re-sanding will be necessary when power washing an installation with sand or polymeric sand joints.

Due to the natural materials in our products, colors may vary from those shown on the cut sheet. We recommend viewing actual product samples to ensure the perfect color and finish for each project.



# NOON

Wood Finish | 20mm

Warm and stylish, this contemporary expression of simplicity combines the look and feel of natural reclaimed wood with the durability of porcelain.



**MIRAGE**  
INSPIRING BETTER LIVING



MODERATE SHADE  
VARIATION



HIGH SHADE  
VARIATION



ACCESSIBLE  
SURFACE



LOW SOLAR HEAT  
ABSORPTION

## PALLET INFORMATION

NOON		SQFT/ PALLET	SQFT/ BOX	BOXES/ PALLET	PCS/ BOX	WEIGHT/ BOX	WEIGHT/ PALLET
12 X 48	11.73 x 47.17	279	7.75	36	2	74	2664

## SHAPES & SIZES

12 X 48







DAYLIGHT | NN 01 ST  



EMBER | NN 02 ST 



HONEY | NN 03 ST 

## LEARN MORE

View the product page on **Belgard.com** for more information



## TECHNICAL SPECS

- Incredibly high breakage loads, up to 3,000 pounds
- Can be cleaned with normal household cleaners and even pressure washed with a low pressure washing device.\*
- High-density structure and ultra-low absorption rate provide a tight surface texture that fends off surface mold, moss, dirt and stains
- Unaffected by alkalis, acids, chemical agents, salt and other de-icing materials
- Structured top textures create non-slip surfaces.
- Freeze-thaw resistant—100% frost-free and properties remain unaltered at temperatures ranging from -51.1° to +60° C (-60°F to +140°F)
- Suitable for ADA-compliant installations

\* It is important that all pressure washing of your porcelain pavers be done with a low pressure washer with a maximum of 1600 psi and nothing more powerful. When pressure washing your installation, care should be taken to prevent damage to the grout (adhesive and grout installations) and some re-sanding will be necessary when power washing an installation with sand or polymeric sand joints.

Due to the natural materials in our products, colors may vary from those shown on the cut sheet. We recommend viewing actual product samples to ensure the perfect color and finish for each project.



# NORR

Stone Finish | 20mm

The stone-like look of pebbles in various colors and shapes creates a three-dimensional effect that adds a natural, yet contemporary touch to any surface.



SLIGHT SHADE  
VARIATION



ACCESSIBLE  
SURFACE

## PALLET INFORMATION

NORR		SQFT/ PALLET	SQFT/ BOX	BOXES/ PALLET	PCS/ BOX	WEIGHT/ BOX	WEIGHT/ PALLET
32 X 32	31.42 x 31.42 x 3/4	289.33	6.88	42	1	65.48	2751

## SHAPES & SIZES

32 X 32




31.42 x 31.42 x 3/4





FARGE | RR 05 



HAV | RR 06 



OKEN | RR 08 



GRUS | RR 09 

## LEARN MORE

View the product page on **Belgard.com** for more information



## TECHNICAL SPECS

- Incredibly high breakage loads, up to 3,000 pounds
- Unaffected by alkalis, acids, chemical agents, salt and other de-icing materials
- High-density structure and ultra-low absorption rate provide a tight surface texture that fends off surface mold, moss, dirt and stains
- Unaffected by alkalis, acids, chemical agents, salt and other de-icing materials
- Structured top textures create non-slip surfaces
- Freeze-thaw resistant—100% frost-free and properties remain unaltered at temperatures ranging from -51.1° to + 60° C (-60°F to +140°F)
- Can be installed on a pedestal system for plaza and rooftop installations
- Suitable for ADA-compliant installations

\* It is important that all pressure washing of your porcelain pavers be done with a low pressure washer with a maximum of 1600 psi and nothing more powerful. When pressure washing your installation, care should be taken to prevent damage to the grout (adhesive and grout installations) and some re-sanding will be necessary when power washing an installation with sand or polymeric sand joints.

Due to the natural materials in our products, colors may vary from those shown on the cut sheet. We recommend viewing actual product samples to ensure the perfect color and finish for each project.



NOVEMBER

Stone Finish | 20mm

Minimalist styling inspired by nature is found with this versatile porcelain paver. Characteristics of stone and cement embody its texture to offer a simple, yet elegant look.



MIRAGE®  
INSPIRING BETTER LIVING



SLIGHT SHADE  
VARIATION



LOW SOLAR HEAT  
ABSORPTION



ACCESSIBLE  
SURFACE

PALLET INFORMATION

NOVEMBER		SQFT/ PALLET	SQFT/ BOX	BOXES/ PALLET	PCS/ BOX	WEIGHT/ BOX	WEIGHT/ PALLET
24 X 24	23.54 x 23.54 x 3/4	232.5	7.75	30	2	72	2160

SHAPES & SIZES


24 X 24



23.54 x 23.54 x 3/4






RAIN | NM 01  



WIND | NM 02 



WARM | NM 04  



LAND | NM 05 

## LEARN MORE

View the product page on **Belgard.com** for more information



## TECHNICAL SPECS

- Incredibly high breakage loads, up to 3,000 lbs
- Can be cleaned with normal household cleaners and even pressure washed with a low pressure washing device.\*
- High-density structure and ultra-low absorption rate provide a tight surface texture that fends off surface mold, moss, dirt and stains
- Unaffected by alkalis, acids, chemical agents, salt and other de-icing materials
- Structured top textures create non-slip surfaces
- Freeze-thaw resistant—100% frost-free and properties remain unaltered at temperatures ranging from -51.1° to +60° C (-60°F to +140°F)
- Can be installed on a pedestal system for plaza and rooftop applications
- Suitable for ADA-compliant installations

\* It is important that all pressure washing of your porcelain pavers be done with a low pressure washer with a maximum of 1600 psi and nothing more powerful. When pressure washing your installation, care should be taken to prevent damage to the grout (adhesive and grout installations) and some re-sanding will be necessary when power washing an installation with sand or polymeric sand joints.

Due to the natural materials in our products, colors may vary from those shown on the cut sheet. We recommend viewing actual product samples to ensure the perfect color and finish for each project.



# SILVERLAKE

Stone Finish | 20mm

Soft veining effects intertwine with neutral shades to offer natural patterns like those found in marble and stones. These traits provide a luxurious look with maximum versatility.



MODERATE SHADE VARIATION



HIGH SHADE VARIATION



LOW SOLAR HEAT ABSORPTION




ACCESSIBLE SURFACE

## PALLET INFORMATION

SILVERLAKE		SQFT/ PALLET	SQFT/ BOX	BOXES/ PALLET	PCS/ BOX	WEIGHT/ BOX	WEIGHT/ PALLET
24 X 48	23.54 x 47.17 x 3/4	271.25	7.75	35	1	74	2621

## SHAPES & SIZES

24 X 48





23.54 x 47.17 x 3/4






BRAIES | SK 01 ST  



RESIA | SK 02 ST  



ORSI | SK 06 ST 

## LEARN MORE

View the product page on **Belgard.com** for more information



## TECHNICAL SPECS

- Incredibly high breakage loads, up to 3,000 pounds
- Can be cleaned with normal household cleaners and even pressure washed with a low pressure washing device.\*
- High-density structure and ultra-low absorption rate provide a tight surface texture that fends off surface mold, moss, dirt and stains
- Unaffected by alkalis, acids, chemical agents, salt and other de-icing materials
- Structured top textures create non-slip surfaces.
- Freeze-thaw resistant—100% frost-free and properties remain unaltered at temperatures ranging from -51.1° to + 60° C (-60°F to +140°F)
- Can be installed on a pedestal system for plaza and rooftop applications
- Suitable for ADA-compliant installations

\* It is important that all pressure washing of your porcelain pavers be done with a low pressure washer with a maximum of 1600 psi and nothing more powerful. When pressure washing your installation, care should be taken to prevent damage to the grout (adhesive and grout installations) and some re-sanding will be necessary when power washing an installation with sand or polymeric sand joints.

Due to the natural materials in our products, colors may vary from those shown on the cut sheet. We recommend viewing actual product samples to ensure the perfect color and finish for each project.



# TRAVERTINI

Travertine Finish | 20mm

Resembling the natural texture of travertine, the smooth finish offers two aesthetic options of either the look of linear veins or softer cross cuts.



SLIGHT SHADE  
VARIATION



LOW SOLAR HEAT  
ABSORPTION



ACCESSIBLE  
SURFACE

## PALLET INFORMATION

TRAVERTINI		SQFT/ PALLET	SQFT/ BOX	BOXES/ PALLET	PCS/ BOX	WEIGHT/ BOX	WEIGHT/ PALLET
32 X 32	31.42 x 31.42 x 3/4	289.33	6.88	42	1	65.48	2751
24 X 48	23.54 x 47.17 x 3/4	271.25	7.75	35	1	74	2621

## SHAPES & SIZES

32 X 32



31.42 x 31.42 x 3/4

24 X 48



23.54 x 47.17 x 3/4





LIGHT VEIN | EY 07 NAT 

Only available in 24 x 48



DARK VEIN | EY 08 NAT 

Only available in 24 x 48



MISTY VEIN | EY 11 NAT 

Only available in 24 x 48



PEARLY CROSS | EY 12 NAT 


Only available in 32 x 32



LIGHT CROSS | EY 13 NAT 

Only available in 32 x 32



MISTY CROSS | EY 14 NAT 

Only available in 24x48

## LEARN MORE

View the product page on **Belgard.com** for more information



## TECHNICAL SPECS

- Incredibly high breakage loads, up to 3,000 pounds
- Can be cleaned with normal household cleaners and even pressure washed with a low pressure washing device.\*
- High-density structure and ultra-low absorption rate provide a tight surface texture that fends off surface mold, moss, dirt and stains
- Unaffected by alkalis, acids, chemical agents, salt and other de-icing materials
- Structured top textures create non-slip surfaces.
- Freeze-thaw resistant—100% frost-free and properties remain unaltered at temperatures ranging from -51.1° to + 60° C (-60°F to +140°F)
- Can be installed on a pedestal system for plaza and rooftop applications
- Suitable for ADA-compliant installations

\* It is important that all pressure washing of your porcelain pavers be done with a low pressure washer with a maximum of 1600 psi and nothing more powerful. When pressure washing your installation, care should be taken to prevent damage to the grout (adhesive and grout installations) and some re-sanding will be necessary when power washing an installation with sand or polymeric sand joints.

Due to the natural materials in our products, colors may vary from those shown on the cut sheet. We recommend viewing actual product samples to ensure the perfect color and finish for each project.

# BELGARD®

AN OLDCASTLE® APG OUTDOOR BRAND

**STOCKTON**  
4202 Gibraltar Court  
Stockton, CA 95206  
Ph: 209-983-1609

**SAN MARTIN**  
13775 Llagas Ave  
San Martin, CA 95046  
Ph: 408-686-9627

**TRACY**  
426 E Grant Line Rd  
Tracy, CA 95376  
Ph: 209-833-7366

**GILROY**  
5787 Obata Way  
Gilroy, CA 95020  
Ph: 408-984-8800


© 2026 Oldcastle® APG, Inc. All Rights Reserved. BEL25-D-555486 | Pacific Stockton | Revised 01/2026



# QUARZITI 2.0

Stone Finish | 20mm

This interpretation of natural quartz incorporates a gentle shading effect with the authentic diversity and subtle iridescence of natural elements.



**MIRAGE**  
INSPIRING BETTER LIVING



MODERATE SHADE  
VARIATION



LOW SOLAR HEAT  
ABSORPTION



ACCESSIBLE  
SURFACE

## PALLET INFORMATION

QUARZITI 2.0		SQFT/ PALLET	SQFT/ BOX	BOXES/ PALLET	PCS/ BOX	WEIGHT/ BOX	WEIGHT/ PALLET
12 X 24	11.73 x 23.54 x 3/4	232.4	5.81	40	3	54.19	2201
24 X 24	23.54 x 23.54 x 3/4	232.5	7.75	30	2	72	2160
24 X 48	23.54 x 47.17 x 3/4	271.25	7.75	35	1	74	2621

## SHAPES & SIZES

12 X 24



11.73 x 23.54 x 3/4

24 X 24



23.54 x 23.54 x 3/4

24 X 48



23.54 x 47.17 x 3/4





GLACIER | QR 01 NAT 



MOUNTAINS | QR 02 NAT 




WATERFALL | QR 03 NAT 



RIVER | QR 04 NAT 



MANTLE | QR 05 NAT 

only available in 24x24

## LEARN MORE

View the product page on **Belgard.com** for more information



## TECHNICAL SPECS

- Incredibly high breakage loads, up to 3,000 pounds
- Can be cleaned with normal household cleaners and even pressure washed with a low pressure washing device.\*
- High-density structure and ultra-low absorption rate provide a tight surface texture that fends off surface mold, moss, dirt and stains
- Unaffected by alkalis, acids, chemical agents, salt and other de-icing materials
- Structured top textures create non-slip surfaces
- Freeze-thaw resistant—100% frost-free and properties remain unaltered at temperatures ranging from -51.1° to +60° C (-60°F to +140°F)
- Can be installed on a pedestal system for plaza and rooftop installations
- Suitable for ADA-compliant installations


\* It is important that all pressure washing of your porcelain pavers be done with a low pressure washer with a maximum of 1600 psi and nothing more powerful. When pressure washing your installation, care should be taken to prevent damage to the grout (adhesive and grout installations) and some re-sanding will be necessary when power washing an installation with sand or polymeric sand joints.

Due to the natural materials in our products, colors may vary from those shown on the cut sheet. We recommend viewing actual product samples to ensure the perfect color and finish for each project.

# UNICO 2.0

## Coping | 20mm

Enhance outdoor spaces with this premium porcelain coping, available in a variety of styles to complement multiple porcelain paver lines.



**v2** SLIGHT SHADE VARIATION

**v3** MODERATE SHADE VARIATION

**v4** HIGH SHADE VARIATION

 LOW SOLAR HEAT ABSORPTION

 ACCESSIBLE SURFACE

### PALLET INFORMATION

UNICO 2.0		LNFT/ PALLET	LNFT/ BOX	BOXES/ PALLET	PCS/ BOX	WEIGHT/ BOX	WEIGHT/ PALLET
COPING	11.62 x 23.54 x ¾"	10	6	36	3	54	1944


### SHAPES & SIZES

COPING  
 11.62 x 23.54 x ¾"






CLEAR | GC 01



IDEAL | GC 03



TYPE | GC 04



CLASSIC | GC 05



GLACIER | QR 01 NAT



MOUNTAINS | QR 02 NAT



WATERFALL | QR 03 NAT




RIVER | QR 04 NAT



DAYLIGHT | NN 01 ST



EMBER | NN 02 ST



HONEY | NN 03 ST

## LEARN MORE

View the product page on **Belgard.com** for more information



## TECHNICAL SPECS

- Coordinates with various porcelain paver lines
- Subtle bullnose edge
- Use for steps or as coping for swimming pools
- High-density structure and ultra-low absorption rate provide a tight surface texture that fends off surface mold, moss, dirt and stains
- Unaffected by alkalis, acids, chemical agents, salt and other de-icing materials
- Structured top textures create non-slip surfaces
- Freeze-thaw resistant—100% frost-free and properties remain unaltered at temperatures ranging from -51.1° to + 60° C (-60°F to +140°F)
- Suitable for ADA-compliant installations

Due to the natural materials in our products, colors may vary from those shown on the cut sheet. We recommend viewing actual product samples to ensure the perfect color and finish for each project.

# ASHLAR TANDEM™

## Freestanding | Retaining

Virtual joints and a chiseled face create the look of a random stone facade for the versatile Tandem system than can build pillars, garden walls, and stylish outdoor kitchens and features.



RETAINING



FREESTANDING



FIRE PITS



KITCHEN



STEPS



COLUMNS

### PALLET INFORMATION

ASHLAR TANDEM™		SQFT/ PALLET	SQFT/ LAYER	LAYER/ PALLET	UNITS/ PALLET	WEIGHT/ PALLET
3-PIECE	7 x 13 <sup>3</sup> / <sub>16</sub> x 2 <sup>5</sup> / <sub>8</sub>	70.1	3.2	6	90	2003
	7 x 15 <sup>3</sup> / <sub>16</sub> x 2 <sup>5</sup> / <sub>8</sub>		3.92			
	7 x 18 <sup>7</sup> / <sub>16</sub> x 2 <sup>5</sup> / <sub>8</sub>		4.56			
CAP	15 x 24 x 3 <sup>1</sup> / <sub>4</sub>	64 LF	8 LF	8	32	3050
MODULAR BLOCK	7 <sup>1</sup> / <sub>16</sub> x 7 <sup>7</sup> / <sub>8</sub> x 7 <sup>7</sup> / <sub>8</sub>	49.29	-	4	128	2816

### SHAPES & SIZES

#### 3-PIECE



7 x 13<sup>3</sup>/<sub>16</sub> x 2<sup>5</sup>/<sub>8</sub>



7 x 15<sup>3</sup>/<sub>16</sub> x 2<sup>5</sup>/<sub>8</sub>



7 x 18<sup>7</sup>/<sub>16</sub> x 2<sup>5</sup>/<sub>8</sub>

#### CAP




15 x 24 x 3<sup>1</sup>/<sub>4</sub>

#### MODULAR BLOCK



7<sup>1</sup>/<sub>16</sub> x 7<sup>7</sup>/<sub>8</sub> x 7<sup>7</sup>/<sub>8</sub>





RIVIERA



TOSCANA



VICTORIAN

## LEARN MORE

View the product page on **Belgard.com** for more information



## TECHNICAL SPECS

- Consistent height tolerances
- Versatile system allows for the creation of numerous outdoor features including seat walls, planters, kitchens, and fire or water features
- Build curved or straight walls
- Offered in 3 sizes to allow for design versatility and customization
- Minimum outside radius of 6'
- Freestanding walls up to 28"
- Engineered 90° corners
- Gravity walls up to 3 feet\* using a ½ inch setback per unit (4 degree system batter)
- Reinforced walls up to 8 feet
- Innovative Modular Block system and U-Start base block dramatically speed installation

\*Gravity wall heights are based on project specific conditions and may be lower than this value.

## QUALITY FOR LIFE

Every step of our manufacturing process incorporates rigorous research, testing and quality assurance. We demand the highest quality from each of our facilities across North America. We believe in creating world-class building products that stand the test of time. See our lifetime warranty at **Belgard.com/Warranty**

Due to the natural materials in our products, colors may vary from those shown on the cut sheet. We recommend viewing actual product samples to ensure the perfect color and finish for each project.

# BELAIR WALL® 2.0

## Retaining | Freestanding

A sophisticated appearance of hand-chiseled stone is brought to life with an irregular surface that adds depth and visual interest for a dynamic look.



RETAINING



FREESTANDING



FIRE PITS



KITCHEN



STEPS



COLUMNS

### PALLET INFORMATION

BELAIR WALL® 2.0		SQFT/ PALLET	SQFT/ LAYER	LAYER/ PALLET	UNITS/ PALLET	WEIGHT/ PALLET
FREESTANDING WALL	6 x 6 x 5	30	0.75	5	120	2700
	6 x 10 x 5		1.25			
	6 x 16 x 5		4			
RETAINING WALL	6 x 6 x 8	30	1.25	3	60	2445
	6 x 10 x 8		2.08			
	6 x 16 x 8		6.66			
COR- NER	16 x 7.25 x 6	28	9.33	2	28	1650
CAP	3 x 8 / 7 x 13½	90 LF	11.25	8	144	3510
CAP END	3 x 8 x 13½	24 LF	12	2	36	912
WALL END	6 x 8 x 11	14	7	2	42	1832

### SHAPES & SIZES

#### FREESTANDING WALL



6 x 6 x 5



6 x 10 x 5



6 x 16 x 5

#### RETAINING WALL



6 x 6 x 8



6 x 10 x 8



6 x 16 x 8

#### CORNER



16 x 7.25 x 6

#### CAP



3 x 8 / 7 x 13½

#### CAP END



3 x 8 x 13½

#### WALL END



6 x 8 x 11





SHADED GRAY



TOSCANA



VICTORIAN

## LEARN MORE

View the product page on **Belgard.com** for more information



## TECHNICAL SPECS

- Able to construct retaining walls, freestanding walls, and a variety of outdoor living features
- Freestanding & gravity walls\* can be built up to 3 feet high, including buried course
- Taller walls can be built using geosynthetic reinforcement when designed by a qualified engineer
- Rear-lip on retaining wall block makes installation fast and accurate
- Freestanding Walls: 4-foot minimum radius using all 3 units
- Retaining Walls: 1" set back/9.5 Degree system batter
- Minimum outside radius, measured on the top course to the front of the units: 4 feet
- Minimum inside radius, measured on the base course to the front of the units: 8 feet

\*Gravity wall heights are based on project specific conditions and may be lower than this value.

## QUALITY FOR LIFE


Every step of our manufacturing process incorporates rigorous research, testing and quality assurance. We demand the highest quality from each of our facilities across North America. We believe in creating world-class building products that stand the test of time. See our lifetime warranty at **Belgard.com/Warranty**

Due to the natural materials in our products, colors may vary from those shown on the cut sheet. We recommend viewing actual product samples to ensure the perfect color and finish for each project.

# DIAMOND PRO® AIR SMOOTH

## Retaining

A smooth face and crisp edges in a lightweight large shape offer a clean, eye-catching look for contemporary retaining walls and terraced landscapes with 30% less weight and efficiencies on every level.



RETAINING



STEPS



COLUMNS

### PALLET INFORMATION

DIAMOND PRO® AIR SMOOTH		SQFT/ PALLET	SQFT/ LAYER	LAYER/ PALLET	UNITS/ PALLET	WEIGHT/ PALLET
WALL BLOCK	8 x 18 x 11½	45	-	-	45	2060
CAP	4 x 18 / 12 x 12	67.5 LF	-	-	54	3138
LIGHT- WEIGHT CORNER	8 x 18 x 9	54	-	-	36	2760
CORNER	8 x 17 x 8	22.6	-	-	24	1980

### SHAPES & SIZES

#### WALL BLOCK



8 x 18 x 11½

#### CAP



4 x 18 / 12 x 12

#### LIGHTWEIGHT CORNER



8 x 18 x 9

#### CORNER



8 x 17 x 8





ANTHRACITE



HICKORY



SHADED GRAY

## LEARN MORE

View the product page on **Belgard.com** for more information



## TECHNICAL SPECS

- Can be installed as a gravity wall or geogrid-reinforced wall
- Weighing only 54 lbs., this 1 square foot block maximizes installation and shipping efficiencies
- Front lug design produces a 9/16" per unit setback for a 4° system batter
- Cores align for easy filling
- Built-in handholds for easy handling
- Top course is placed upside down in order to increase capping efficiency
- Near-vertical geogrid-reinforced retaining walls up to 12 feet tall
- Gravity walls up to 3' 4" high\*, including the buried course
- Minimum outside radius, measured on the top course to the front of the units: 4 feet
- Minimum inside radius, measured on the base course to the front of the units: 6 feet

\*Gravity wall heights are based on project specific conditions and may be lower than this value.

## QUALITY FOR LIFE

Every step of our manufacturing process incorporates rigorous research, testing and quality assurance. We demand the highest quality from each of our facilities across North America. We believe in creating world-class building products that stand the test of time. See our lifetime warranty at **Belgard.com/Warranty**

Due to the natural materials in our products, colors may vary from those shown on the cut sheet. We recommend viewing actual product samples to ensure the perfect color and finish for each project.



# DIAMOND PRO® AIR STRAIGHT

## Retaining

This innovative high-performance wall features a clean, contemporary look and is 30% lighter with efficiencies on every level.



RETAINING



STEPS



COLUMNS

### PALLET INFORMATION

DIAMOND PRO® AIR STRAIGHT		SQFT/ PALLET	SQFT/ LAYER	LAYER/ PALLET	UNITS/ PALLET	WEIGHT/ PALLET
WALL BLOCK	8 x 18 x 11½	45	-	-	45	2060
CAP	4 x 18 x 13	96 LF	12 LF	8	64	4155
CORNER	8 x 18 x 9	24	-	-	24	1872
LIGHT- WEIGHT CORNER	8 x 18 x 9	54	-	-	36	2760

### SHAPES & SIZES

#### WALL BLOCK



8 x 18 x 11½

#### CAP



4 x 18 x 13

#### CORNER



8 x 18 x 9

#### LIGHTWEIGHT CORNER



8 x 18 x 9





CHARCOAL



GRAY



TAN

## LEARN MORE

View the product page on **Belgard.com** for more information



## TECHNICAL SPECS

- Can be installed as a gravity wall or geogrid-reinforced wall
- Weighing only 54 lbs., this 1 square foot block maximizes installation and shipping efficiencies
- Front lug design produces a 9/16" per unit setback for a 4° system batter
- Cores align for easy filling
- Built-in handholds for easy handling
- Top course is placed upside down to increase capping efficiency
- Near-vertical geogrid-reinforced retaining walls up to 12 feet tall
- Gravity walls up to 3' 4" high\*, including the buried course
- Minimum outside radius, measured on the top course to the front of the units: 4 feet
- Minimum inside radius, measured on the base course to the front of the units: 6 feet

\*Gravity wall heights are based on project specific conditions and may be lower than this value.

## QUALITY FOR LIFE

Every step of our manufacturing process incorporates rigorous research, testing and quality assurance. We demand the highest quality from each of our facilities across North America. We believe in creating world-class building products that stand the test of time. See our lifetime warranty at **Belgard.com/Warranty**


Due to the natural materials in our products, colors may vary from those shown on the cut sheet. We recommend viewing actual product samples to ensure the perfect color and finish for each project.



# HIGHLAND STONE®

## Retaining | Freestanding

The rough-hewn face of this wall provides a natural stone aesthetic for infusing a look of hand-stacked rustic charm. Each block has a rugged, varied split-stone appearance.



RETAINING



FREESTANDING



FIRE PITS



KITCHEN



STEPS



COLUMNS

### PALLET INFORMATION

HIGHLAND STONE®		SQFT/ PALLET	SQFT/ LAYER	LAYER/ PALLET	UNITS/ PALLET	WEIGHT/ PALLET
2-PIECE FREESTANDING WALL	6 x 6 / 4 x 9	32	2.67	4	96	3375
	6 x 12 / 10 x 9		5.33			
2-PIECE RETAINING WALL	6 x 6 x 12	27	2.25	4	72	2900
	6 x 12 x 12		4.5			
6 X 18 FSW	6 x 18 / 16 x 9	27	9	3	36	2960
6 X 18 RW	6 x 18 x 12	27	6.75	4	36	2760
CORNER	6 x 18 x 9	36	9	4	32	3042
CAP	3 x 18 / 12 x 13	78.75 LF	11.25 LF	7	63	3700

### SHAPES & SIZES

#### 2-PIECE | FREESTANDING WALL



6 x 6 / 4 x 9



6 x 12 / 10 x 9

#### 2-PIECE | RETAINING WALL



6 x 6 x 12



6 x 12 x 12

#### 6 X 18 | FREESTANDING WALL



6 x 18 / 16 x 9

#### 6 X 18 | RETAINING WALL



6 x 18 x 12

#### CORNER



6 x 18 x 9

#### CAP



3 x 18 / 12 x 13





BELLA



TOSCANA



VICTORIAN

## LEARN MORE

View the product page on **Belgard.com** for more information



## TECHNICAL SPECS

- Able to construct retaining walls, freestanding walls, and a variety of outdoor living features
- Can be used to create straight or curved walls
- Rear-lip block makes installation fast and accurate
- Freestanding walls can be built up to 3 ft high, including buried course, but excluding the cap
- Gravity walls can be built up to 4 ft 6 in high, including buried course\*
- Taller walls can be built using geosynthetic reinforcement when designed by a qualified engineer.
- Minimum outside radius, measured on the top course to the front of the units: 4 ft
- Minimum inside radius, measured on the base course to the front of the units: 8 ft

\*Gravity wall heights are based on project specific conditions and may be lower than this value.

## QUALITY FOR LIFE

Every step of our manufacturing process incorporates rigorous research, testing and quality assurance. We demand the highest quality from each of our facilities across North America. We believe in creating world-class building products that stand the test of time. See our lifetime warranty at **Belgard.com/Warranty**


Due to the natural materials in our products, colors may vary from those shown on the cut sheet. We recommend viewing actual product samples to ensure the perfect color and finish for each project.



# MELVILLE TANDEM™

## Freestanding | Retaining

A distinctive smooth face and large format size provides a modern aesthetic for a wide variety of outdoor living projects including retaining walls, kitchens, built-in seating and more.



FREESTANDING



RETAINING



FIRE PITs



KITCHEN



STEPS



COLUMNS

### PALLET INFORMATION

MELVILLE TANDEM™		SQFT/ PALLET	SQFT/ LAYER	LAYER/ PALLET	UNITS/ PALLET	WEIGHT/ PALLET
3-PIECE	7 x 13 <sup>3</sup> / <sub>16</sub> x 2 <sup>5</sup> / <sub>8</sub>	70.1	3.2	6	90	2003
	7 x 15 <sup>3</sup> / <sub>16</sub> x 2 <sup>5</sup> / <sub>8</sub>		3.92			
	7 x 18 <sup>7</sup> / <sub>16</sub> x 2 <sup>5</sup> / <sub>8</sub>		4.56			
CAP	15 x 24 x 3 <sup>1</sup> / <sub>4</sub>	64 LF	8 LF	8	32	3050
MODULAR BLOCK	7 <sup>1</sup> / <sub>16</sub> x 7 <sup>7</sup> / <sub>8</sub> x 7 <sup>7</sup> / <sub>8</sub>	49.29	-	4	128	2816

### SHAPES & SIZES

#### 3-PIECE



7 x 13<sup>3</sup>/<sub>16</sub> x 2<sup>5</sup>/<sub>8</sub>



7 x 15<sup>3</sup>/<sub>16</sub> x 2<sup>5</sup>/<sub>8</sub>



7 x 18<sup>7</sup>/<sub>16</sub> x 2<sup>5</sup>/<sub>8</sub>

#### CAP



15 x 24 x 3<sup>1</sup>/<sub>4</sub>

#### MODULAR BLOCK



7<sup>1</sup>/<sub>16</sub> x 7<sup>7</sup>/<sub>8</sub> x 7<sup>7</sup>/<sub>8</sub>





RIVIERA



TOSCANA



VICTORIAN

## LEARN MORE

View the product page on **Belgard.com** for more information



## TECHNICAL SPECS

- Versatile system allows for the creation of numerous outdoor features including seat walls, planters, kitchens, and fire or water features
- Coordinates seamlessly with Melville Wall and the Melville Series of modular outdoor features
- Build curved or straight walls
- Offered in 3 sizes to allow for design versatility and customization
- Minimum outside radius of 6'
- Freestanding walls up to 28"
- Engineered 90° corners
- Gravity walls up to 3 feet\* using a ½ inch setback per unit (4 degree system batter)
- Reinforced walls up to 8 feet
- Innovative Modular Block system and U-Start base block dramatically speed installation

\*Gravity wall heights are based on project specific conditions and may be lower than this value.

## QUALITY FOR LIFE

Every step of our manufacturing process incorporates rigorous research, testing and quality assurance. We demand the highest quality from each of our facilities across North America. We believe in creating world-class building products that stand the test of time. See our lifetime warranty at **Belgard.com/Warranty**


Due to the natural materials in our products, colors may vary from those shown on the cut sheet. We recommend viewing actual product samples to ensure the perfect color and finish for each project.



# MELVILLE™ WALL

## Garden | Freestanding

Distinctive smooth faces, subtle edges and clean design make this wall stand out for the modern aesthetics it provides. The system is comprised of a double-sided wall unit, along with a matching cap.



FREESTANDING



GARDEN



FIRE PITS



KITCHEN



STEPS



COLUMNS

### PALLET INFORMATION

MELVILLE™ WALL		SQFT/ PALLET	SQFT/ LAYER	LAYER/ PALLET	UNITS/ PALLET	WEIGHT/ PALLET
WALL BLOCK	4 x 20 x 10	26.67	4.44	6	48	3120
WEDGE	4 x 9½ x 10	19	3.17	6	72	1932
CAP	2 x 20 x 13	120 LF	10 LF	12	72	3100

### SHAPES & SIZES

#### WALL BLOCK



#### WEDGE



#### CAP







ANTHRACITE



LINEN



RIVIERA



SHADED GRAY



HICKORY



VICTORIAN



MIDNIGHT

Only available in Cap

## LEARN MORE

View the product page on **Belgard.com** for more information



## TECHNICAL SPECS

- Matching cap provides a seamless aesthetic
- Integrate cap into wall design to create depth and custom appearance
- Multiple installation patterns
- Smooth face and aesthetics pair well with our pre-built Melville Series of fire and kitchen features
- Simplistic design allows for easy installation of walls and other outdoor features
- 2 foot maximum height is perfect for garden and planter walls

## QUALITY FOR LIFE

Every step of our manufacturing process incorporates rigorous research, testing and quality assurance. We demand the highest quality from each of our facilities across North America. We believe in creating world-class building products that stand the test of time. See our lifetime warranty at **Belgard.com/Warranty**


Due to the natural materials in our products, colors may vary from those shown on the cut sheet. We recommend viewing actual product samples to ensure the perfect color and finish for each project.



# SHELTON WALL™

## Freestanding | Retaining

Exuding old world charm with its rustic finish and earth tone blends, this multi-piece wall system offers multidimensional character and installation flexibility.



FREESTANDING



RETAINING



FIRE PITS



KITCHEN



STEPS



COLUMNS

### PALLET INFORMATION

SHELTON WALL™		SQFT/ PALLET	SQFT/ LAYER	LAYER/ PALLET	UNITS/ PALLET	WEIGHT/ PALLET
3-PIECE	6 x 6 / 4 x 10	26	0.83	6	60	2720
	6 x 12 / 10 x 10		1.83			
	6 x 16 / 14 x 10		2.5			
CAP	3 x 12 / 8 x 12	60 LF	10 LF	6	72	2039

### SHAPES & SIZES

#### 3-PIECE



6 x 6 / 4 x 10



6 x 12 / 10 x 10



6 x 16 / 14 x 10

#### CAP



3 x 12 / 8 x 12





RIVIERA



TOSCANA



VICTORIAN

## LEARN MORE

View the product page on **Belgard.com** for more information



## TECHNICAL SPECS

- Multi-piece wall system for increased installation flexibility
- Ideal for small freestanding walls, parapet walls, seat benches, pilasters, columns and outdoor living environments
- Build curved or straight, freestanding or retaining walls
- Each unit can be used as an exposed end unit or a 90° corner unit for less cuts
- No patterns required for random look
- Used for gravity walls up to 2.5 feet\* at a near vertical batter or 3 feet\* using the 9.5 degree batter/1 inch setback per unit option.
- Taller walls can be built using geosynthetic reinforcement when designed by a qualified engineer.
- Minimum outside radius of 5 feet
- Minimum inside radius of 3 feet

\*Gravity wall heights are based on project specific conditions and may be lower than this value.

## QUALITY FOR LIFE

Every step of our manufacturing process incorporates rigorous research, testing and quality assurance. We demand the highest quality from each of our facilities across North America. We believe in creating world-class building products that stand the test of time. See our lifetime warranty at **Belgard.com/Warranty**


Due to the natural materials in our products, colors may vary from those shown on the cut sheet. We recommend viewing actual product samples to ensure the perfect color and finish for each project.



# STEEPLE CREST™

## Freestanding | Retaining

The smooth face and gently distressed edges of this multi-piece wall system add depth and variety for a modern look with a hint of old-world charm.



FREESTANDING



RETAINING



FIRE PITS



KITCHEN



STEPS



COLUMNS

### PALLET INFORMATION

STEEPLE CREST™		SQFT/ PALLET	SQFT/ LAYER	LAYER/ PALLET	UNITS/ PALLET	WEIGHT/ PALLET
3-PIECE	6 x 6 / 4 x 10	26	0.83	6	60	2720
	6 x 12 / 10 x 10		1.83			
	6 x 16 / 14 x 10		2.5			
CAP	3 x 12 / 8 x 12	60 LF	10 LF	6	72	2039

### SHAPES & SIZES

#### 3-PIECE



6 x 6 / 4 x 10



6 x 12 / 10 x 10



6 x 16 / 14 x 10

#### CAP



3 x 12 / 8 x 12





RIVIERA



TOSCANA



VICTORIAN

## LEARN MORE

View the product page on [Belgard.com](https://www.belgard.com) for more information



## TECHNICAL SPECS

- Multi-piece wall system for increased installation flexibility
- Ideal for small freestanding walls, parapet walls, seat benches, pilasters, columns and outdoor living environments
- Build curved or straight, freestanding or retaining walls
- Each unit can be used as an exposed end unit or a 90° corner unit for less cuts
- No patterns required for random look
- Used for gravity walls up to 2.5 feet\* at a near vertical batter or 3 feet\* using the 9.5 degree batter/1 inch setback per unit option.
- Taller walls can be built using geosynthetic reinforcement when designed by a qualified engineer.
- Minimum outside radius of 5 feet
- Minimum inside radius of 3 feet

\*Gravity wall heights are based on project specific conditions and may be lower than this value.

## QUALITY FOR LIFE

Every step of our manufacturing process incorporates rigorous research, testing and quality assurance. We demand the highest quality from each of our facilities across North America. We believe in creating world-class building products that stand the test of time. See our lifetime warranty at [Belgard.com/Warranty](https://www.belgard.com/Warranty)


Due to the natural materials in our products, colors may vary from those shown on the cut sheet. We recommend viewing actual product samples to ensure the perfect color and finish for each project.



# WESTON STONE™

## Garden | Freestanding

Offering the look of tumbled cut stone, this wall block is double-sided for the design flexibility to create a wide variety of garden walls and outdoor living features.



FREESTANDING



GARDEN



FIRE PITS



KITCHEN



STEPS



COLUMNS

### PALLET INFORMATION

WESTON STONE™		SQFT/ PALLET	SQFT/ LAYER	LAYER/ PALLET	UNITS/ PALLET	WEIGHT/ PALLET
UNIVERSAL	12 x 8 x 4	33.5	6.7	5	100	2899

### SHAPES & SIZES

UNIVERSAL



12 x 8 x 4





BROWN BEIGE CHARCOAL



CREAM TAN BROWN



RIVIERA



TOSCANA



VICTORIAN

## LEARN MORE

View the product page on **Belgard.com** for more information



## TECHNICAL SPECS

- Plantable wall designs and columns can be easily created
- Create a wide variety of custom outdoor living features including kitchens, built-in seating and fire features
- Build curved or straight walls
- Build freeform walls with minimal cuts
- Can be used to build gravity walls up to 2 feet high\*, including the buried course
- Minimum outside radius, measured on the top course to the front of the units: 5 feet
- Minimum inside radius, measured on the base course to the front of the units: 3 feet

\*Gravity wall heights are based on project specific conditions and may be lower than this value.

## QUALITY FOR LIFE


Every step of our manufacturing process incorporates rigorous research, testing and quality assurance. We demand the highest quality from each of our facilities across North America. We believe in creating world-class building products that stand the test of time. See our lifetime warranty at **Belgard.com/Warranty**

Due to the natural materials in our products, colors may vary from those shown on the cut sheet. We recommend viewing actual product samples to ensure the perfect color and finish for each project.

# ANGLIA EDGER®

## Edger

Large edger units feature a chiseled finish and tapered edges to provide an elegant complement to driveways, walkways, patios and flower beds.



### PALLET INFORMATION

ANGLIA EDGER®		LNFT/ PALLET	LNFT/ LAYER	LAYER/ PALLET	UNITS/ PALLET	WEIGHT/ PALLET
4-PIECE	5¼ x 8 x 8	69.75	2.63	3	60	2650
	5¼ x 8 x 10½		3.5			
	5¼ x 8 x 15⅝		5.2			
	5¼ x 8 x 18		11.92			

### SHAPES & SIZES

#### 4-PIECE



5¼ x 8 x 8



5¼ x 8 x 10½



5¼ x 8 x 15⅝



5¼ x 8 x 18





RIVIERA



TOSCANA



VICTORIAN

## LEARN MORE

View the product page on **Belgard.com** for more information



## TECHNICAL SPECS

- Tapered ends create either curves or straight installation
- 8" height simulates natural stone curbing
- Multiple lengths offer a random look and flexible installation
- Large scale pieces create efficient installation

## QUALITY FOR LIFE

Every step of our manufacturing process incorporates rigorous research, testing and quality assurance. We demand the highest quality from each of our facilities across North America. We believe in creating world-class building products that stand the test of time. See our lifetime warranty at **Belgard.com/Warranty**

Due to the natural materials in our products, colors may vary from those shown on the cut sheet. We recommend viewing actual product samples to ensure the perfect color and finish for each project.



# COLUMN CAP™

## Cap

The polished texture of this cap combined with its modern characteristics bring style and durability to the tops of pillars and columns. Seamless design provides a high-quality finish.



### PALLET INFORMATION

COLUMN CAP™		LNFT/ PALLET	LNFT/ LAYER	LAYER/ PALLET	UNITS/ PALLET	WEIGHT/ PALLET
CAP	28 x 28 x 3	-	-	-	5	1016

### SHAPES & SIZES

CAP  
 28 x 28 x 3





MIDNIGHT



TOSCANA



VICTORIAN

**LEARN MORE**

View the product page on **Belgard.com** for more information



**TECHNICAL SPECS**

- Can easily accommodate lighting
- Finishing touch to columns and pillars
- Minimalist look complements a variety of architectural styles

**QUALITY FOR LIFE**

Every step of our manufacturing process incorporates rigorous research, testing and quality assurance. We demand the highest quality from each of our facilities across North America. We believe in creating world-class building products that stand the test of time. See our lifetime warranty at **Belgard.com/Warranty**

Due to the natural materials in our products, colors may vary from those shown on the cut sheet. We recommend viewing actual product samples to ensure the perfect color and finish for each project.



# DELMARO

## Coping | 60mm

Contemporary styling in a small-format size creates a clean, continuous finished look of freeform pool and step designs.



MODULAR  
SIZING

### PALLET INFORMATION

DELMARO		LNFT/ PALLET	UNITS/ LAYER	LNFT/ LAYER	LAYER/ PALLET	WEIGHT/ PALLET
COPING 60MM	6 x 12 x 2 <sup>3</sup> / <sub>8</sub>	58.5	39	19.5	3	1580

### SHAPES & SIZES

COPING | 60MM



6 x 12 x 2<sup>3</sup>/<sub>8</sub>





BOURBON



FOG



MIDNIGHT



PEARL

## LEARN MORE

View the product page on **Belgard.com** for more information



## TECHNICAL SPECS

- Easily follows both straight and curved pools and step edges
- Sized for freeform and radius applications difficult for larger units
- Front finished edge provides a clean waterline or tread detail
- True 3" incremental sizing compatible with all modular paver styles—look for Modular Sizing icon
- Edge detail matches Dimensions and Origins pavers for consistent transitions
- Modular dimensions simplify estimating and ordering
- Sizing and dimensions simplify installation and reduce cuts and waste

## QUALITY FOR LIFE

Every step of our manufacturing process incorporates rigorous research, testing and quality assurance. We demand the highest quality from each of our facilities across North America. We believe in creating world-class building products that stand the test of time. See our lifetime warranty at **Belgard.com/Warranty**

Due to the natural materials in our products, colors may vary from those shown on the cut sheet. We recommend viewing actual product samples to ensure the perfect color and finish for each project.



# GRAVA

## Coping | 60mm

An elongated, modern shape and distinctive slate-inspired texture provide a striking finishing touch to pools, steps and outdoor features that is enriched with DuraFusion Technology for enhanced color, texture and wear-resistance.



MODULAR  
SIZING



DURAFUSION  
TECHNOLOGY



FIRE PITS



STEP TREADS

### PALLET INFORMATION

GRAVA		LNFT/ PALLET	UNITS/ LAYER	LNFT/ LAYER	LAYER/ PALLET	WEIGHT/ PALLET
COPING 60MM	36 x 15 x 2 $\frac{3}{8}$	54	3	9	6	3222

### SHAPES & SIZES

#### COPING | 60MM



36 x 15 x 2 $\frac{3}{8}$



ASHWOOD 



CHESWICK 



IRON BAY 



NEWPORT GRAY 



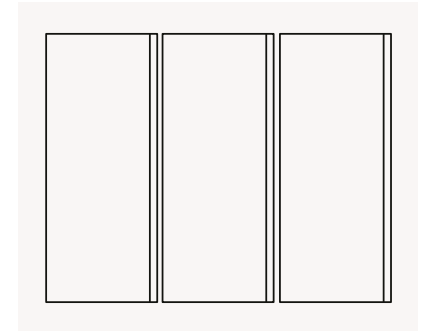
TEAK 

## LEARN MORE

View the product page on **Belgard.com** for more information



## PALLET LAYOUT



## TECHNICAL SPECS

- Finishes straight pools, steps and wall caps with one coordinated look
- Front finished edge provides a clean waterline or tread detail
- True 3" incremental sizing compatible with all modular paver styles—look for Modular Sizing icon
- Edge detail and texture matches Origins pavers for consistent transitions
- Modular dimensions simplify estimating and ordering
- Sizing and dimensions simplify installation and reduce cuts and waste
- Large format, DuraFusion coping option for ultra premium finish



### DuraFusion™ Technology

A bold, vibrant finish with a smoother, tighter texture.

## QUALITY FOR LIFE

Every step of our manufacturing process incorporates rigorous research, testing and quality assurance. We demand the highest quality from each of our facilities across North America. We believe in creating world-class building products that stand the test of time. See our lifetime warranty at **Belgard.com/Warranty**


Due to the natural materials in our products, colors may vary from those shown on the cut sheet. We recommend viewing actual product samples to ensure the perfect color and finish for each project.



# LANDINGS™

## Step

The chiseled look of quarried limestone on the step tread and rise adds grand style to landscape level changes, while the smooth face of the remaining sides allows for greater design flexibility.



### PALLET INFORMATION

LANDINGS™		LNFT/ PALLET	LNFT/ LAYER	LAYER/ PALLET	UNITS/ PALLET	WEIGHT/ PALLET
STEP	6 x 48 x 18	-	-	6	6	2726.82

### SHAPES & SIZES

STEP  
 6 x 48 x 18





MIDNIGHT



GRAY



TOSCANA



VICTORIAN

## LEARN MORE

View the product page on **Belgard.com** for more information



## TECHNICAL SPECS

- Double-sided texture and two unique faces on the rise allow steps to be rotated for optimal aesthetics
- Smooth sides allow steps to be placed side by side for longer treads
- Granite-like texture on tread surface
- Even bottom and consistent size offer installation ease
- Palletized for easy removal by skid-steer loader
- Dry-cast production provides consistent color throughout unit
- Riser faces are uniquely designed to nest together, creating an optional landing with a narrow joint

## QUALITY FOR LIFE

Every step of our manufacturing process incorporates rigorous research, testing and quality assurance. We demand the highest quality from each of our facilities across North America. We believe in creating world-class building products that stand the test of time. See our lifetime warranty at **Belgard.com/Warranty**

Due to the natural materials in our products, colors may vary from those shown on the cut sheet. We recommend viewing actual product samples to ensure the perfect color and finish for each project.



# MELVILLE™

## Curb

The smooth, contemporary finish complements any outdoor space with an elongated shape and flexible installation options for a unique finishing touch.



### PALLET INFORMATION

MELVILLE™ CURB		LNFT/ PALLET	LNFT/ LAYER	LAYER/ PALLET	UNITS/ PALLET	WEIGHT/ PALLET
CURB	4 x 24 x 6½	96	24	4	48	2480

### SHAPES & SIZES







BOURBON



FOG



MIDNIGHT



PEARL

## LEARN MORE

View the product page on **Belgard.com** for more information



## TECHNICAL SPECS

- Elongated shape for installation efficiency
- Perfect complement for oversized slabs and pavers
- Elegant finishing touch for driveways, walkways and gardens
- Pairs well with Melville pavers, walls and fire features
- Bury the course for low-profile curbing or lay at full height for a more dimensional look

## QUALITY FOR LIFE

Every step of our manufacturing process incorporates rigorous research, testing and quality assurance. We demand the highest quality from each of our facilities across North America. We believe in creating world-class building products that stand the test of time. See our lifetime warranty at **Belgard.com/Warranty**

Due to the natural materials in our products, colors may vary from those shown on the cut sheet. We recommend viewing actual product samples to ensure the perfect color and finish for each project.



# MARINA™

## Coping | 60mm

The smooth surface texture and refined, rounded edges make this bullnose coping a classic finishing touch to enhance pools and a variety of outdoor features.



### PALLET INFORMATION

MARINA™		LNFT/ PALLET	LNFT/ LAYER	LAYER/ PALLET	UNITS/ PALLET	WEIGHT/ PALLET
6X12 COPING	6 x 12 x 2⅜	42	21	2	84	1155
4X12 COPING	4 x 12 x 2⅜	28	14	2	84	-

### SHAPES & SIZES

#### 6X12 | COPING



6 x 12 x 2⅜

#### 4X12 | COPING



4 x 12 x 2⅜





BELLA



BROWN BEIGE CHARCOAL



CREAM TAN BROWN



MIDNIGHT



HICKORY



RIVIERA



SCANDINA GRAY



SEPIA



SHADED GRAY



TAN RED CHARCOAL



TOSCANA



VICTORIAN

## LEARN MORE

View the product page on [Belgard.com](https://Belgard.com) for more information



## TECHNICAL SPECS

- Rounded edges protect feet and hands when getting out of a pool or going up and down steps
- Provides a finished edge that blends seamlessly with patios and pool decks
- Helps pool or spa hold its shape by keeping walls straight and rigid, and protects surrounding area from water damage
- Can be used to provide a finishing touch to steps, planters, walkways, and terraced patios

## QUALITY FOR LIFE

Every step of our manufacturing process incorporates rigorous research, testing and quality assurance. We demand the highest quality from each of our facilities across North America. We believe in creating world-class building products that stand the test of time. See our lifetime warranty at [Belgard.com/Warranty](https://Belgard.com/Warranty)

Due to the natural materials in our products, colors may vary from those shown on the cut sheet. We recommend viewing actual product samples to ensure the perfect color and finish for each project.

# MODENA

## Coping | 60mm

An elongated, modern shape and a elegantly smooth face provide a graceful finishing touch to pools, steps and outdoor features that is enriched with DuraFusion Technology for enhanced color, texture and wear-resistance.

AVAILABLE SPRING 2026



MODULAR  
SIZING



DURAFUSION  
TECHNOLOGY



FIRE PITS



STEPS

### PALLET INFORMATION

MODENA		LNFT/ PALLET	UNITS/ LAYER	LNFT/ LAYER	LAYER/ PALLET	WEIGHT/ PALLET
COPING 60MM	36 x 15 x 2 <sup>3</sup> / <sub>8</sub>	54	3	9	6	3222

### SHAPES & SIZES

COPING | 60MM



36 x 15 x 2<sup>3</sup>/<sub>8</sub>





ANTHRACITE 



HICKORY 



SCANDINA GRAY 



SEPIA 



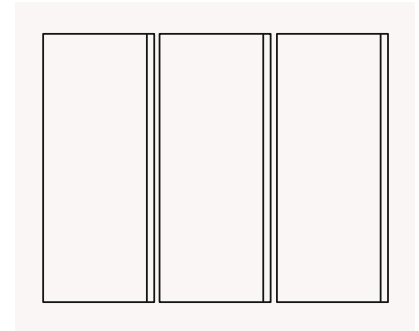
SHADED GRAY 

## LEARN MORE

View the product page on **Belgard.com** for more information



## PALLET LAYOUT



## TECHNICAL SPECS

- Finishes straight pools, steps and wall caps with one coordinated look
- Front finished edge for a clean waterline or tread detail
- True 3" incremental sizing compatible with all modular paver styles—look for Modular Sizing icon
- Edge detail matches Dimensions and Origins pavers for consistent transitions
- Modular dimensions simplify estimating and ordering
- Sizing and dimensions simplify installation and reduce cuts and waste
- Large format, DuraFusion coping option for ultra premium finish



### DuraFusion™ Technology

A bold, vibrant finish with a smoother, tighter texture.

## QUALITY FOR LIFE

Every step of our manufacturing process incorporates rigorous research, testing and quality assurance. We demand the highest quality from each of our facilities across North America. We believe in creating world-class building products that stand the test of time. See our lifetime warranty at **Belgard.com/Warranty**

Due to the natural materials in our products, colors may vary from those shown on the cut sheet. We recommend viewing actual product samples to ensure the perfect color and finish for each project.

# BELGARD®

AN OLDCASTLE® APG OUTDOOR BRAND

**STOCKTON**  
4202 Gibraltar Court  
Stockton, CA 95206  
Ph: 209-983-1609

**SAN MARTIN**  
13775 Llagas Ave  
San Martin, CA 95046  
Ph: 408-686-9627

**TRACY**  
426 E Grant Line Rd  
Tracy, CA 95376  
Ph: 209-833-7366


**GILROY**  
5787 Obata Way  
Gilroy, CA 95020  
Ph: 408-984-8800

© 2026 Oldcastle® APG, Inc. All Rights Reserved. BEL25-D-555486 | Pacific Stockton | Revised 01/2026

# ARTFORMS™

## Modular Panel System

Innovative large-format modular panels offer contemporary lines and the versatility to create unlimited architectural features for outdoor living spaces.



### PALLET INFORMATION

ARTFORMS™		SQFT/ PALLET	SQFT/ LAYER	LAYER/ PALLET	UNITS/ PALLET	WEIGHT/ PALLET
OPEN END	18 x 36 x 3	81	9	9	9	2745
CLOSE END	18 x 36 x 3				9	
OPEN END	6 x 36 x 3	31.5	10.5	3	3	1095
CLOSE END	6 x 36 x 3				18	

### SHAPES & SIZES

#### 18 X 36



18 x 36 x 3

Pallets contain both open and close ended units

#### 6 X 36



6 x 36 x 3

Pallets contain both open and close ended units

#### INSTALLATION HARDWARE\*



**ANCHOR SLIDE & NUT**  
50 units per box



**JOINING PLATE**  
10 units per box



**OUTER CORNER**  
10 units per box



**INNER CORNER**  
10 units per box



**STRETCHER**  
10 units per box

\*Installation hardware is sold separately






ANTHRACITE



HICKORY



SCANDINA GRAY

## LEARN MORE

View the product page on **Belgard.com** for more information



## TECHNICAL SPECS

- Large format high-strength concrete panels
- Mechanically fastened with stainless steel hardware
- Ideal for outdoor living projects of all sizes
- Suitable for rooftop applications
- Efficient installation with minimal waste
- Minimal disruption for property owner
- Easily added to existing projects
- Endless design possibilities for outdoor living features including seat walls, fire and water features, planters, and outdoor kitchens

## QUALITY FOR LIFE


Every step of our manufacturing process incorporates rigorous research, testing and quality assurance. We demand the highest quality from each of our facilities across North America. We believe in creating world-class building products that stand the test of time. See our lifetime warranty at **Belgard.com/Warranty**

Due to the natural materials in our products, colors may vary from those shown on the cut sheet. We recommend viewing actual product samples to ensure the perfect color and finish for each project.

# MELVILLE™

## Fire Pit

Crisp and contemporary, Melville Wall wedge blocks easily create this fire pit designed to pair with the Elements™ round gas fire pit insert and coordinate seamlessly with the Melville product line.



### ROUND FIRE PIT

- 54 $\frac{3}{8}$ " outside diameter
- 34 $\frac{3}{8}$ " inside diameter
- Stacks 4 rows high
- Cap sold separately
- Elements inserts sold separately
- Pallet Weight: 1932

### SHAPES & SIZES

#### WEDGE



4 x 9 $\frac{1}{2}$  x 10

#### FIRE INSERT



Item #70580597  
Elements 34" Smoke-less  
Wood Fire Pit Insert

#### GAS INSERT



Item #70585063  
Elements 34" Round Gas  
Fire Pit Burner Kit





ANTHRACITE



SHADED GRAY



HICKORY

## LEARN MORE

View the product page on **Belgard.com** for more information



## TECHNICAL SPECS

- Special wedge-shaped blocks of Melville Wall
- Coordinates with the Melville Series of kitchen and fire features
- Pallet includes all blocks needed to complete circular fire pit

## QUALITY FOR LIFE

Every step of our manufacturing process incorporates rigorous research, testing and quality assurance. We demand the highest quality from each of our facilities across North America. We believe in creating world-class building products that stand the test of time. See our lifetime warranty at **Belgard.com/Warranty**

Due to the natural materials in our products, colors may vary from those shown on the cut sheet. We recommend viewing actual product samples to ensure the perfect color and finish for each project.

# WESTON STONE™

## Fire Pit Kit

With the look of tumbled cut stone, this fire pit makes a beautiful addition to any outdoor living space and is the ideal complement to projects with Weston Stone walls.



### ROUND FIRE PIT KIT

- 48" outside diameter
- 31" insider diameter
- 12" height
- 57 total pieces / fire pit kit
- Stacks 3 rows heigh
- Fire ring insert included
- Pallet Weight: 1025

### SHAPES & SIZES

#### FIRE PIT UNIT



4 x 8 x 8





RIVIERA



TOSCANA



VICTORIAN

## LEARN MORE

View the product page on **Belgard.com** for more information



## TECHNICAL SPECS

- Quick and easy to assemble with all needed wall units on a single pallet
- A beautiful complement to projects with Weston Stone™ walls
- Insert included
- Caps sold separately

## QUALITY FOR LIFE

Every step of our manufacturing process incorporates rigorous research, testing and quality assurance. We demand the highest quality from each of our facilities across North America. We believe in creating world-class building products that stand the test of time. See our lifetime warranty at **Belgard.com/Warranty**

Due to the natural materials in our products, colors may vary from those shown on the cut sheet. We recommend viewing actual product samples to ensure the perfect color and finish for each project.



ENHANCED OUTDOOR LIVING

# COMPLETE THE VISION

Appliances & Accents



WANT MORE  
KITCHEN, FIRE OR  
WATER FEATURES?

ElementsHome.com



## FIRE PITS & BOWLS

Artisan fire features and planters to enhance the style of any space.



Artisan Cast Stone  
Rectangle Fire Pit




Artisan Cast Stone  
Square Bowl

## FIRE PIT INSERTS

Burner kits and inserts for easy installation of fire features.



Elements Round Gas  
Fire Pit Burner Kit



Smoke-less  
Fire Pit Insert



# ARTFORMS™ + ELEMENTS™

Our Artforms™ Modular Panel System is designed to work seamlessly with Elements™ appliances and accessories for the efficient installation of contemporary outdoor kitchens and living rooms.

## Pro Tip

Set yourself up for repeat business by phasing projects: Start with a patio now—add a kitchen next season!



## OUTDOOR COOKING (carts available for freestanding options)

Gourmet cooking appliances for outfitting outdoor kitchens with grills, burners, smokers and more.



Elements Blue Diamond Kamado



Elements Griddle



Elements Pro Built-In Grill

## OUTDOOR KITCHEN STORAGE

Storage and refrigeration for enhancing functionality.



Elements 2-Bin Trash Door



Elements Double Drawers



Elements 22" Outdoor Refrigerator





**BELGARD**  
PAVES THE WAY

**BELGARD**  
PAVES THE WAY

**BELGARD**  
PAVES THE WAY

OLDCASTLE



# RESOURCES FOR EVERY STEP

EXPLORE LAYING PATTERNS,  
DESIGN TOOLS, AND BUSINESS  
RESOURCES THAT MAKE EVERY  
PROJECT EASIER AND EVERY  
RESULT EXCEPTIONAL





EXPLORE THE 2026

# COLOR OFFERINGS

With so many shades, hues and variations, we've made it easy to create the exact aesthetic and personality to fit each vision.

\*Available in Pavers Only \*\*Available in Walls Only

## Blended Colors

Blends of three or more complementary or contrasting colors create a more dramatic look.



CHESWICK\*



RIVIERA



NEWPORT GRAY\*



SIERRA GRANITE\*



SEQUOIA SANDSTONE\*



VICTORIAN



IRON BAY\*



GRAY CHARCOAL TAN\*



OAK BARREL\*



TEAK\*



BROWN BEIGE CHARCOAL



TOSCANA



BELLA



TAN BROWN CHARCOAL\*



RUSTIC YELLOWSTONE\*



CREAM TAN BROWN



TAN RED CHARCOAL



ASHWOOD\*



ASPEN\*

## Solid Colors

Products with a consistent color tone throughout are primarily used for design accents or to create a neutral backdrop.



PEARL\*



LINEN\*\*



TAN\*\*



GRAY\*\*



FOG\*



## Solid Colors (continued)



CHARCOAL\*\*



BOURBON\*



ROSEWOOD\*



MIDNIGHT\*

## Tone-on-Tone Colors

Subtle shifts in shade and tone within the same color family are often used to create a contemporary look.



SCANDINA GRAY\*



SHADED GRAY



GRAY CHARCOAL\*



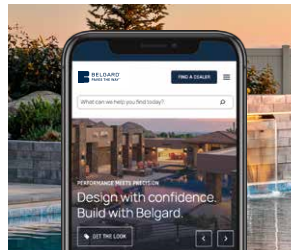
ANTHRACITE



HICKORY



SEPIA\*



## GO BEYOND COLOR

Discover how color is just the beginning. Explore **Belgard.com** for endless inspiration and complete your outdoor living vision with local products.

Due to the natural materials in our products, colors may vary from those shown in our catalog. We recommend viewing actual product samples to ensure the perfect color and finish for each project.

## Precautionary Statement and California Proposition 65 Warning

### PRODUCT IDENTIFIER (NAME AND CODE)

**Manufactured Concrete Product**  
**IDENTIFICADOR DEL PRODUCTO**  
**(NOMBRE Y CODIGO)**

**Producto de Concreto Fabricado**

### SUPPLIER/PROVEEDOR

**Oldcastle APG, Inc./**  
**Oldcastle Lawn & Garden, Inc.**  
**400 Perimeter Center Terrace NE, Suite 1000**  
**Atlanta, GA 30346**  
**800-899-8455**

### PRECAUTIONARY STATEMENTS (GHS-US)

Do not eat, drink or smoke when using this product. Wash hands thoroughly after handling. Contaminated work clothing must not be allowed out of the workplace. Obtain special instructions before use. Do not handle until all safety precautions have been read and understood. Wear proper protective gloves/protective clothing/eye protection/face protection. Use only outdoors or in a well-ventilated area. Do not breathe dust. If exposed or concerned: Get medical advice/attention. If on skin: Wash with plenty of water. Take off contaminated clothing and wash it before reuse. If skin irritation or rash occurs: Get medical advice/attention. If in eyes: Rinse cautiously with water for several minutes. Remove contact lenses, if present and easy to do. Continue rinsing. If eye irritation persists: Get medical advice/attention. If inhaled: Remove person to fresh air and keep comfortable for breathing. Call a poison center/doctor if you feel unwell. Dispose of unused or unwanted concrete products in accordance with all local, regional, national and international regulations.

### ANUNCIOS DE PRECAUTION (GHS-US)

No comer, beber o fumar mientras se maneja este producto. Lávese bien las manos después del manejo de este producto. No se permite sacar la ropa de trabajo contaminada fuera del trabajo. Obtenga instrucciones especiales antes de uso. No usar antes de haber leído y comprendido todas las precauciones de seguridad. Usar guantes protectores, calzado de protección, protección respiratoria, ropa de protección, protección para los ojos y cara cuando usted este usando este producto. Utilizar únicamente en exteriores o en lugares bien ventilados. No respire el polvo. Si se expone o tiene preguntas: consulte a un médico. Contacto con la piel: Lavarse con abundante agua. Quitarse la ropa contaminada y lavarla antes de usarla nuevamente. Si se produce irritación de la piel o sarpullido: Consulte a un médico. Contacto con los ojos: Enjuagarse cuidadosamente con agua durante varios minutos. Si lleva y es fácil de hacer, quítelos los lentes de contacto. Continúe con el enjuague. Si la irritación ocular persiste: Consulte a un médico. Si se inhala: Trasladar a la persona afectada al aire libre y mantenerla en posición cómoda para respirar. Si no se siente bien, llame a un centro de envenenamiento o a un médico. Deshágase de los productos de concreto no utilizados o no deseados de acuerdo con todas las normas locales, regionales, nacionales e internacionales.



### SIGNAL WORD (GHS-US)

**Danger**

**PALABRA DE ADVERTENCIA (GHS-US)**  
**Peligro**

### HAZARD STATEMENTS (GHS-US)

May cause skin irritation. May cause serious eye irritation. May cause an allergic skin reaction. Respirable dust may contain crystalline silica, known to cause cancer. May cause respiratory irritation. Causes damage to lungs through prolonged or repeated exposure.

### ANUNCIOS DE PELIGROS (GHS-US)

Puede causar irritación de la piel. Puede provocar irritación ocular grave. Puede causar una reacción alérgica en la piel. El polvo que se respira puede contener sílice cristalina, conocido por causar cáncer. Puede causar irritación respiratoria. Provoca daños en los pulmones después de exposición prolongada o repetida.

**WARNING:** This product can expose you to chemicals including Crystalline Silica, which is known to the State of California to cause cancer, and Cadmium, which is known in the State of California to cause birth defects or other reproductive harm. For more information, go to [www.P65Warnings.ca.gov](http://www.P65Warnings.ca.gov)


**ADVERTENCIA:** Este producto puede exponerle a productos químicos incluyendo sílice, cristalino (partículas aerotransportadas de tamaño respirable), que es conocido por el estado de California para causar cáncer. Para más información vaya a [www.P65Warnings.ca.gov](http://www.P65Warnings.ca.gov)

## PAVER TECHNOLOGY GUIDE

# OPTIONS THAT PERFORM FOR EVERY LIFESTYLE

Choose textures and tones for the desired look, with performance engineered for how the space will be used. No matter the climate or site conditions, the right paver technology stands up to everyday life and delivers lasting style.

**The Right Paver Technology for the Right Project, Every Time.**



Featured Product:  
Dimensions™ 12 Core Mix



Featured Product:  
Dimensions™ 18 with DuraFusion



### Core Mix

A staple in outdoor patio design, offering consistent color through the whole paver to minimize wear.



### DuraFusion™

Ideal for design-forward projects and regions with harsh or unpredictable winter weather.





**DURAFUSION**  
Papyrus



**DURAFUSION**  
Dimensions Slab




**CORE MIX**  
Geometric Shapes

**DURAFUSION**  
Dimensions 6 x 9

**CORE MIX**  
Dimensions 12 x 24

**DURAFUSION**  
Brooklyn



**CORE MIX**  
Origins 18



**DURAFUSION**  
Origins 12

**DURAFUSION**  
Brooklyn



PROTECT THEIR INVESTMENT

# MAINTENANCE & PROTECTION

For 40 years, Techniseal® products have been trusted by residential and commercial hardscape installers. As a one-stop shop, Belgard offers Techniseal sealers, adhesives and edging to achieve long-lasting results.



WANT MORE  
PRODUCT OPTIONS?

[Belgard.com/Techniseal](http://Belgard.com/Techniseal)



## REMOVE STAINS

Tackle tough surface stains with specially formulated stain removers.



Rust stain  
remover



Dirt & grease  
stain remover

## ELIMINATE EFFLORESCENCE

Maintain and restore the beauty of your hardscape surfaces.



Paver restorer  
removes haze  
created by some  
polymeric sands



Paver Prep dislodges  
efflorescence and  
ground-in dirt

## PREVENT WEEDS & EROSION

Enhance aesthetics, durability and stability of paver projects.



The smart choice  
for everyday  
installations



High-performance,  
the only real  
no-haze, no-dust  
alternative





## Maintenance Tip

Allow pavers to cure prior to sealant application. Discuss with your representative, as cure time varies by climate. Maintain the long-term beauty of pavers by cleaning and resealing every 3 to 5 years.



## STAIN RESISTANCE

Protect pavers or enhance color with top quality sealers.



Natural look with matte finish, preserves the natural beauty of pavers

Color Boost CB+ matte finish, enhances the color of pavers

## ENHANCE STABILITY

NextGel™ technology ensures stability of patios and walkways.



Fortified hardscape concrete edging

## SUPERIOR STRENGTH

Bond construction materials 50% faster (8-minute bond time).



Hardscape foam adhesive



PARTNERING FOR YOUR SUCCESS

# BELGARD AUTHORIZED CONTRACTOR PROGRAM



**SIGN UP  
TODAY**

[Beldgard.com/Pro](https://Belgard.com/Pro)



✓ **Exclusive Sales Tools**

Win more jobs with custom resources.

✓ **Priority Leads**

Get homeowner inquiries first.

✓ **Homeowner Financing**

Offer flexible payment options.

✓ **VIP Events**

Network and learn at exclusive gatherings.





GROW YOUR BUSINESS WITH BELGARD

# BUILD SKILLS. BOOST PROFITS. DRIVE SUCCESS.

## Hands-On Learning

Master hardscape techniques and trends through interactive sessions.

## Industry Certifications

Earn credentials that build trust and set you apart.

## Networking That Counts

Connect with pros, share ideas, and grow partnerships.

## Flexible Learning Options

Learn in person or online—anytime, anywhere.



**FIND  
TRAINING**

[Beldgard.com/Training](https://Belgard.com/Training)



**BUILD MORE, EARN MORE  
WITH BELGARD.**

Oldcastle® APG Partner Rewards is a contractor loyalty program that not only provides rewards for your purchases across numerous Oldcastle® APG brands, it also opens the door for opportunities to grow your business. Let's build your business together.



— Oldcastle<sup>®</sup>APG —  
**PARTNER  
REWARDS**

**ENROLL  
TODAY**

[OldcastlePartnerRewards.com](https://OldcastlePartnerRewards.com)

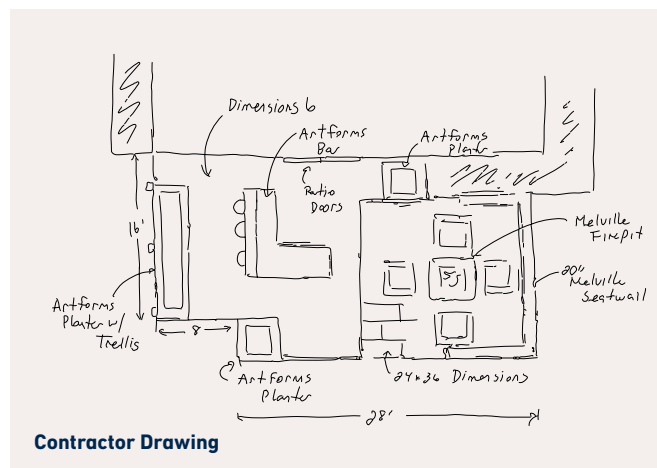




CLOSE SALES FASTER

# BELGARD DESIGN STUDIO

Showing homeowners a clear vision of their project is key to closing the deal. Belgard Design Studio gives you customizable templates and augmented reality tools that make it easy for clients to picture their finished space. By helping them see the design come to life, you remove hesitation and give them the confidence to say yes.




## BELGARD DESIGN STUDIO

Turn your personal photos & sketches into customized 3D digital renderings.



[Belgard.com/DesignStudio](https://belgard.com/DesignStudio)






# BELGARD RESOURCES

## ARTFORMS IDEA BOOK



## ARTFORMS IDEA BOOK - SPANISH



## INSTALLATION GUIDE

## FIND YOUR SALES REP

### Need help with designs?



[Belgard.com/Rooms](https://www.belgard.com/Rooms)

Browse hundreds of pre-designed outdoor living spaces that simplify planning, design, and installation for your dream backyard.

- Create sharable collections of favorite designs
- Customize layouts and materials with Design Studio
- Get full plans with materials lists



INCLUDING  
AUGMENTED  
REALITY!






# LAYING PATTERNS


AutoCAD® hatch pattern files can be downloaded from [belgard.com](http://belgard.com) for use in architectural drawings.

## Brooklyn™

Running Bond | 100% 3 x 9




Basket Weave | 100% 3 x 9




## Brooklyn™ (continued)

Herringbone | 100% 3 x 9



## Charlestone™

Running Bond | 25% 6 x 6, 33% 6 x 9, 42% 6 x 12



*Important  
Note*

Some patterns may not necessarily reflect the percentages of stone sizes within a particular pallet. In some cases you may have extras in one or more of the sizes. **This must be accounted for in your planning and design.**




## Important Note

Some patterns may not necessarily reflect the percentages of stone sizes within a particular pallet. In some cases you may have extras in one or more of the sizes. **This must be accounted for in your planning and design.**


## Dimensions™ 6 | Origins™ 6

---


3-Piece



3-Piece Herringbone



3-Piece Running Bond






## Important Note

Some patterns may not necessarily reflect the percentages of stone sizes within a particular pallet. In some cases you may have extras in one or more of the sizes. **This must be accounted for in your planning and design.**

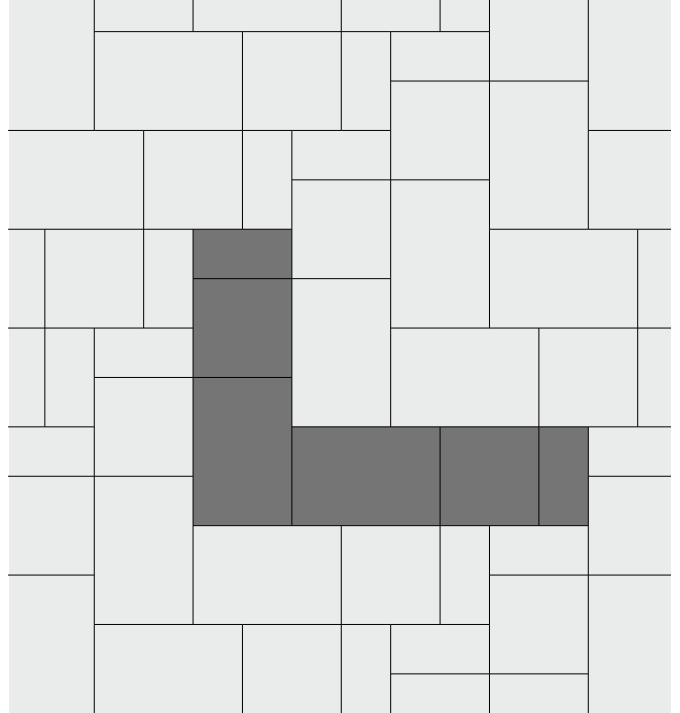
## Dimensions™ 12 | Origins™ 12

---


3-Piece



3-Piece Herringbone



3-Piece Running Bond




*Important  
Note*

Some patterns may not necessarily reflect the percentages of stone sizes within a particular pallet. In some cases you may have extras in one or more of the sizes. **This must be accounted for in your planning and design.**


## Dimensions™ 18 | Origins™ 18 | Papyrus™ 18

---


Pattern A



Pattern B



Pattern C






## Important Note

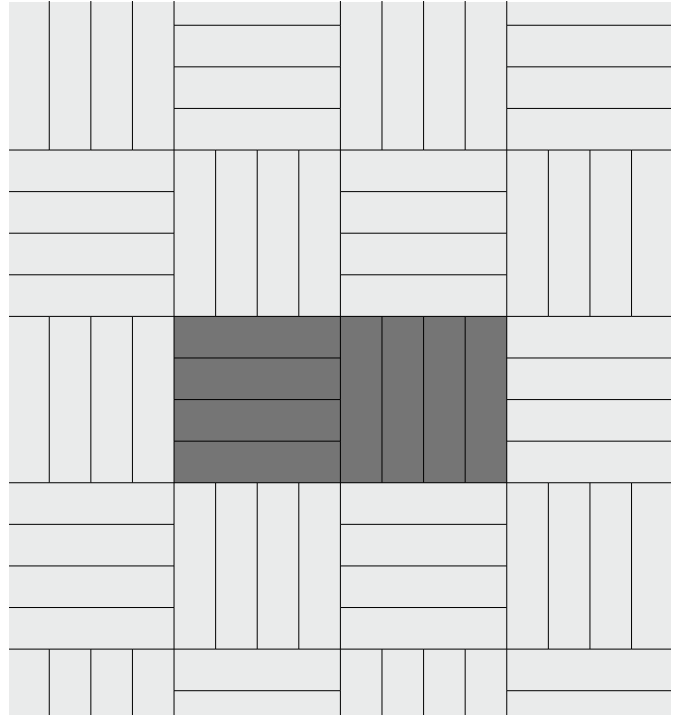
Some patterns may not necessarily reflect the percentages of stone sizes within a particular pallet. In some cases you may have extras in one or more of the sizes. **This must be accounted for in your planning and design.**

## Dimensions™ Paver


Running Bond | 100% 3 x 12




Basket Weave | 100% 3 x 12



Herringbone | 100% 3 x 12



Running Bond | 100% 6 x 9




## Important Note


Some patterns may not necessarily reflect the percentages of stone sizes within a particular pallet. In some cases you may have extras in one or more of the sizes. **This must be accounted for in your planning and design.**

## Dimensions™ Paver


Basket Weave | 100% 6 x 9




Herringbone | 100% 6 x 9



Running Bond | 100% 6 x 12



Herringbone | 100% 6 x 12






## Important Note


Some patterns may not necessarily reflect the percentages of stone sizes within a particular pallet. In some cases you may have extras in one or more of the sizes. **This must be accounted for in your planning and design.**

## Dimensions™ Slab

Stack Bond | 100% 12 x 24




Running Bond | 100% 12 x 24



## Hexagon 6

Hexagon | 100% 10½ x 12




## Important Note


Some patterns may not necessarily reflect the percentages of stone sizes within a particular pallet. In some cases you may have extras in one or more of the sizes. **This must be accounted for in your planning and design.**

# Holland Stone | Narrow Joint Permeable Mission


Running Bond | 100% 4 x 8



Herringbone | 100% 4 x 8



Basket Weave | 100% 4 x 8






*Important  
Note*


Some patterns may not necessarily reflect the percentages of stone sizes within a particular pallet. In some cases you may have extras in one or more of the sizes. **This must be accounted for in your planning and design.**

## Antiqued Flat Top | Classic Cobble | Quarry Stone

3-Piece Pattern A




3-Piece Running Bond



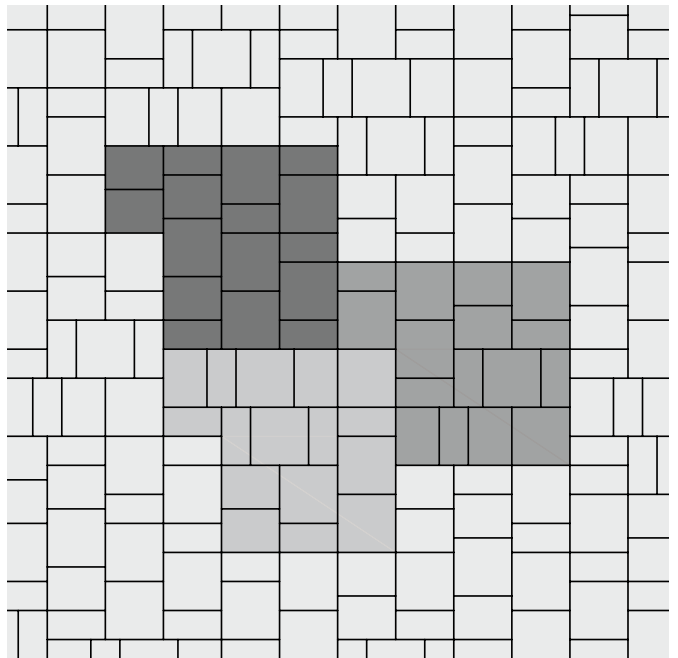
## Aqualine™

Basket Weave | 100% 4½ x 9



## Avalon Slate™ | Catalina Grana®

Pattern A | 25% 6 x 12, 25% 9 x 12, 50% 12 x 12




### Important Note

Some patterns may not necessarily reflect the percentages of stone sizes within a particular pallet. In some cases you may have extras in one or more of the sizes. **This must be accounted for in your planning and design.**

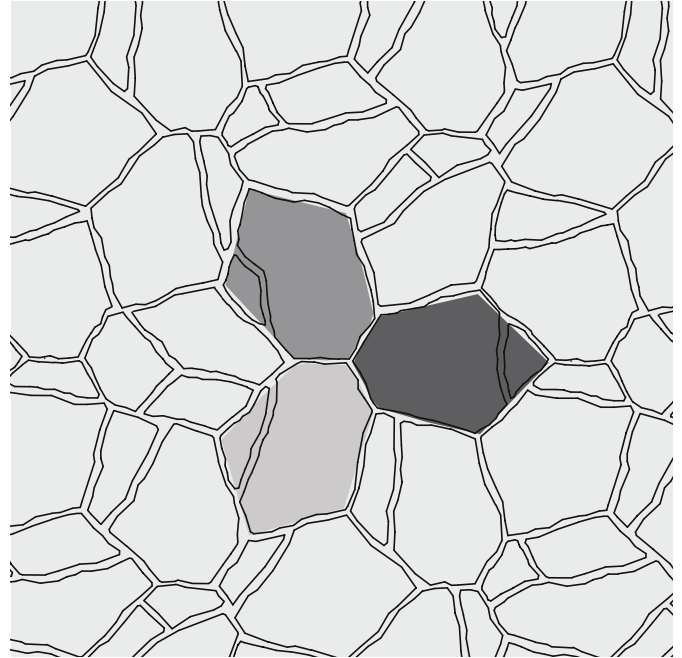
## Cambridge Cobble®

Pattern A | 25% 6 x 6, 75% 6 x 9




## Mega-Arbel®

Cloverleaf | 100% 15<sup>3</sup>/<sub>8</sub> x 21




## Narrow Joint Permeable Mission

Whirlpool | 50% 6 x 6, 50% 6 x 12



Pinwheel | 20% 6 x 6, 80% 6 x 12





# Every Outdoor Possibility. One Trusted Partner.

Complete solutions to simplify how pros design and deliver outstanding spaces.

RDI®  
Railing

SAKRETE®  
Bagged Concrete

PEBBLETEC®  
Pool Finishes

MOISTURESHIELD®  
Composite Decking





**CATALYST™**  
Fencing

**FREESTYLE™**  
Shade & Privacy

**ELEMENTS™**  
Outdoor Cooking

**TECHNISEAL®**  
Finish & Protect

**BELGARD®**  
Hardscapes



**Oldcastle® APG**  
A CRH COMPANY

Oldcastle® APG transforms how pros approach outdoor projects with integrated hardscape, decking, fencing and railing solutions backed by the expertise and resources of one powerful partner. The result is streamlined planning, smoother installs and elevated spaces that help more clients Live Well Outside.

**OldcastleAPG.com**



BELGARD®

AN OLDCASTLE® APG OUTDOOR BRAND

BELGARD.COM

© 2026 Oldcastle® APG, Inc. All Rights Reserved. BEL25-D-555486 | Pacific Stockton | Revised 01/2026