


BELGARD®

Pro Consultation Guide



WHY PROS CHOOSE BELGARD

EXPERTISE

For over 25 years, Belgard has led the hardscape category with proven installation standards and training. Our Belgard Authorized Contractors and certified installers are backed with technical support and resources from takeoff to final walkthrough.

QUALITY

Belgard pavers and walls are engineered for long-term performance and beauty to reduce call-backs. Every product is backed by a transferable limited lifetime warranty, giving your customers confidence in your work.

INNOVATION

Belgard invests over 20,000 R&D hours each year to develop new hardscape systems, textures and installation solutions that help you work faster and build better spaces. Our products set performance standards and keep your offering ahead of trends.

SERVICE

Belgard and the Oldcastle APG family of brands deliver national scale with local manufacturing, distribution and field support. With more than 150 locations, we help keep product available, projects on schedule and jobsites supplied.

DESIGN

Belgard design tools, pattern libraries and visualization resources help you show customers what's possible and sell more complete outdoor living projects. From simple patios to complex multi-level spaces, our portfolio supports your client's vision.




TABLE OF CONTENTS

FIND YOUR
BELGARD
SALES REP
[Beldgard.com/FindMyRep](http://Belgard.com/FindMyRep)



PRODUCT
INSTALLATION
GUIDES
[Beldgard.com/InstallGuide](http://Belgard.com/InstallGuide)



SHAPE YOUR PLAN

- 6** Space Planning
- 8** Style Trends
- 10** Color
- 12** Patterns & Scale
- 13** Texture
- 14** Define with Walls
- 16** Quality Assurance



PAVERS

- | | | | |
|--------------|---------------------|--------------|-------------------|
| 20 | Aqua Dublin® | 68 | Empire™ |
| 22 | Aqualine™ | 70 | Geometric Shapes |
| 24 | Avalon Slate™ | 72 | Hexagon 6 |
| 26 | Belgian Cobble® | 74 | Holland Stone |
| 28 | Brooklyn™ | 76 | Mega-Arbel® |
| 30 | Cambridge Cobble® | 78 | Melville™ Plank |
| 32-35 | Catalina Grana® | 80-91 | Origins™ 3-Piece |
| 36 | Charlestone™ | 92-95 | Origins™ Paver |
| 38-49 | Dimensions™ 3-Piece | 96 | Origins™ Antiqued |
| 50-55 | Dimensions™ Paver | 98 | Papyrus™ |
| 56-59 | Dimensions™ Slab | 100 | Turfstone™ |
| 60-65 | Dimensions™ Plank | | |
| 66 | Dublin Cobble® | | |



PORCELAIN

- 102** Foundation™
- 104** Genoa™
- 106** Glocal
- 108** Jurupa
- 110** Lagoon
- 112** Noon
- 114** Norr
- 116** November
- 118** Quarziti 2.0
- 120** Silverlake
- 122** Travertini
- 124** Unico 2.0



WALLS

- 126** Belair Wall® 2.0
- 128** Diamond Pro® Air Quarried
- 130** Diamond Pro® Air Smooth
- 132** Diamond Pro® Air Straight
- 134** Highland Stone™
- 136** Melville™ Wall
- 138** Shelton™ Wall
- 140** Steeple™ Stone
- 142** Weston Stone™



COPING, CAPS, EDGERS & STEPS

- 144** Anglia Edger®
- 146** Column Cap
- 148** Delmaro
- 150** Grava
- 152** Landings™ Steps
- 154** Marina™ Coping
- 156** Melville™ Curb
- 158** Modena



KITCHENS & FIRE FEATURES

- 160** Artforms™ Modular Panel System
- 162** Melville® Fire Pit
- 164** Weston Stone™ Fire Pit
- 166-167** Fire & Kitchen Accessories



RESOURCES

- 170-171** Color Overview
- 172-173** Paver Technologies
- 174-175** Maintenance & Protection
- 176-178** Contractor Programs
- 179** Online Resources
- 180-189** Laying Patterns



Walkways

Poolsapes

Outdoor
Kitchens

YOUR EXPERTISE, THEIR DREAM SPACE

EXPLORE

SPACE FUNCTION AND USE

KEY SITE CHALLENGES AND
PERFORMANCE NEEDS

TIMING AND BUDGET GOALS

Outdoor
Dining Rooms

Outdoor
Living Rooms

BUILD FOR LIFESTYLE

DESIGNS FOR EVERY BUDGET

Help homeowners choose the right outdoor design by uncovering priorities before showing products. Use these prompts to guide the discussion and simplify their decision-making.



Entertainment-Ready Retreat

BEST FOR:

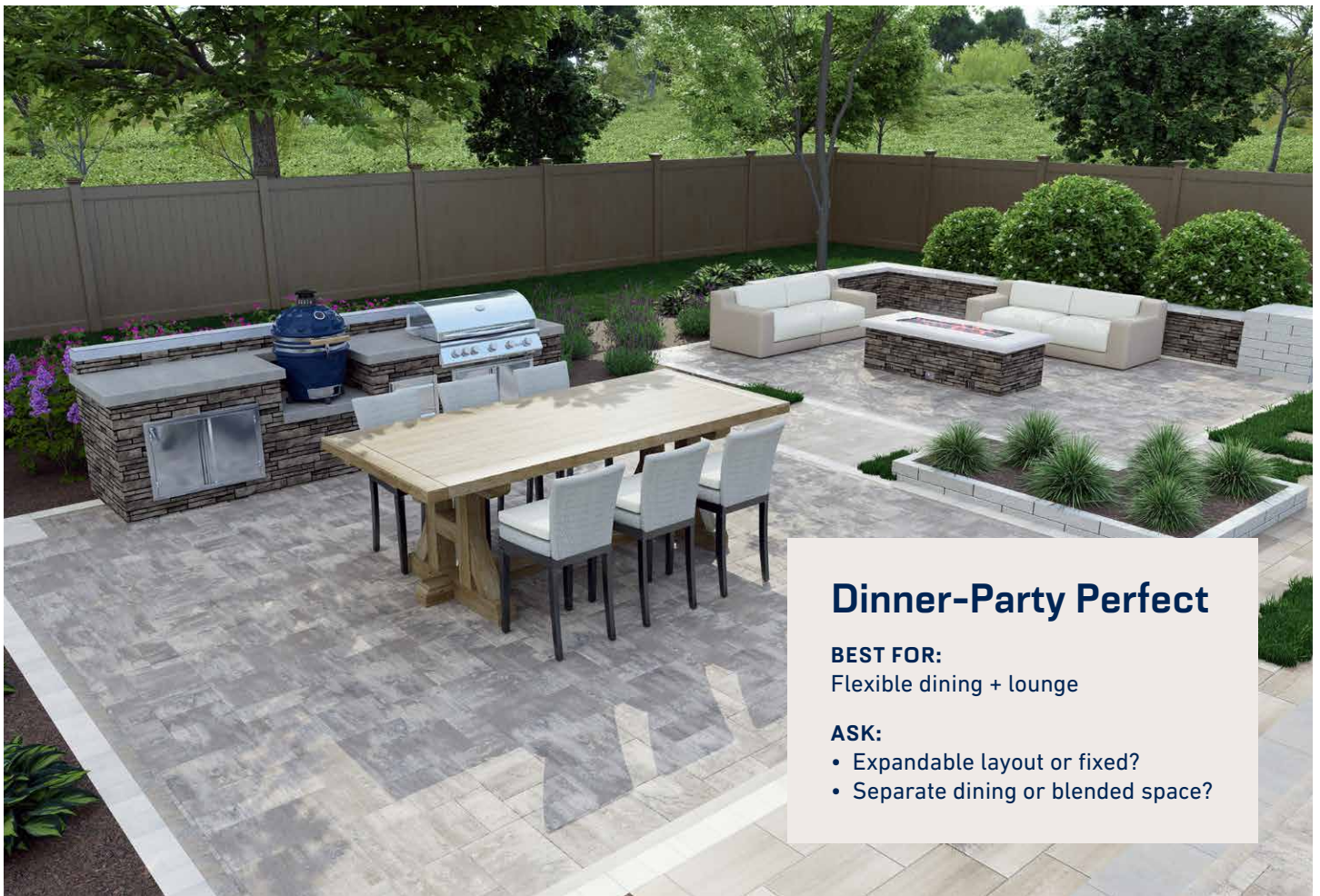
Big gatherings, outdoor cooking

ASK:

- Which feature is most important—fireplace, kitchen, or seating?
- Phase upgrades or build all at once?

Pro Tip

Position yourself as a long-term partner, not just a one-time installer. Offer seasonal maintenance and upgrade packages.




Dinner-Party Perfect

BEST FOR:

Flexible dining + lounge

ASK:

- Expandable layout or fixed?
- Separate dining or blended space?



The Simple Life

BEST FOR:

Budget-friendly, low maintenance

ASK:

- Speed or customization?
- Keep it simple or allow for growth?

Pro Tip

Modular pavers save time on design and installation and make expansions simpler.

DESIGN FOR STYLE

FIND THEIR PERFECT OUTDOOR STYLE

Help homeowners choose a look that fits their lifestyle and home. They've defined how they'll use the space and set a budget—now guide them toward a style that feels right.




Mega-Arbel, Origins 12, Landings Step & Artforms

Rustic Retreat

Natural textures and earthy tones for a cozy, organic feel.

ASK:

- Do you want the space to feel relaxed and connected to nature?
- Would rugged stone or wood accents complement your home?



Holland Stone



Dimensions 12 & Belgian Cobble



Charlestone

Refined Tradition


Classic patterns and rich tones for timeless elegance.

ASK:


- Do you prefer a formal, polished look?
- Are symmetry and pattern important to you?



Brooklyn, Weston Stone & Marina Coping



Dimensions 18 with Dimensions Border



Quarziti 2.0 & Artforms Fire Pit with Quarziti 2.0 Veneers

Modern Minimalism

Clean lines and smooth textures for a sleek, contemporary vibe.

ASK:

- Do you want an open, uncluttered space?
- Would large-format pavers or neutral tones fit your vision?

THE ART OF DESIGN


MAKE YOUR STATEMENT WITH COLOR

You've defined the space and chosen a style—now let's pick colors that bring it all together. By guiding them through color choices, you can elevate curb appeal and create designs that complement their home's style.



Solid Shades

Offer a clean, cohesive look that simplifies design decisions. Solid shades provide a timeless foundation, making landscaping and décor stand out effortlessly.



Monochromatic

Suggest a sleek, unified palette for homeowners who prefer understated elegance. Monochromatic designs highlight textures and patterns without overwhelming the space.



Contrasts

Encourage bold combinations for homeowners seeking visual interest. Contrasting colors define spaces, highlight features, and create a dynamic, eye-catching design.




Cool Blends

Introduce refreshing, modern tones that bring a sense of calm to outdoor spaces. Cool blends work well for contemporary styles, adding subtle sophistication homeowners will love.



Warm Tones

Warm tones create inviting, comfortable environments. They pair perfectly with natural elements and greenery, giving outdoor living areas a grounded, welcoming feel.



Mix & Match

Show how mixing colors and textures can personalize a space. This approach allows homeowners to create unique transitions between areas and express their individual style.

UNLOCKING FLEXIBILITY & FLOW

MODULAR SIZES. ENDLESS PATTERNS.

Show homeowners how size and layout choices transform the look and feel of their space—and how **modular** systems make it easy to customize now and expand later.




Dimensions Slab 24 x 36

Design Smarter: Scale + Pattern That Sell


- **Size Sets the Tone:** Big slabs create a modern, open feel, smaller units add detail and intimacy.
- **Pattern Adds Personality:** Straight lines feel calm, angled layouts bring energy.
- **Infinite Possibilities:** Mix sizes and patterns for custom designs now—and easy expansion later.




Dimensions 3 x 12




Origins & Dimensions Slab



Origins & Dimensions Slab



Empire & Dimensions Slab



Charlestone & Dimensions Slab


DESIGN YOU CAN FEEL

THE POWER OF TEXTURE

Texture is one of the most powerful tools in hardscape design, adding both personality and traction underfoot. Mix textures to balance interest, play with light and shadow, and create spaces that are both safe and inviting.



Betair Wall 2.0 with Marina Coping, Dimensions Paver & Origins 18



Papyrus Artforms


Layer in Vertical Texture

Consider pairing complementary textures across pavers and walls for a cohesive look, or contrast finishes to create visual depth and distinction between horizontal and vertical surfaces.

Smooth



Slate / Textured



Tumbled / Antiqued



Artisan



STRUCTURE & STYLE

WALLS THAT DEFINE SPACES

Walls do more than hold back soil—they shape how homeowners live outdoors. By creating boundaries, levels, and zones, walls turn ordinary yards into organized, functional, and inviting spaces.

Freestanding Walls

DEFINE ZONES. CREATE FLOW.

Carve out distinct areas for dining, lounging, or entertaining, turning open yards into organized, livable spaces.

Garden Walls

FRAME BEDS. POLISH LANDSCAPES.

Add structure to flower beds and planters for a clean, polished look that makes maintenance easier and landscaping more enjoyable.



Freestanding Wall Featuring Melville Wall



Freestanding / Retaining Wall Combo
Featuring Ashlar Tandem

Retaining Walls

TURN SLOPES INTO SPACES.

Transform steep grades into usable terraces for patios, gardens, or driveways, unlocking functional square footage.


Tiered Walls

LAYERED DESIGN. MAXIMUM USE.

Add depth, dimension and versatility with multilevel spaces that include plantings, seating and transitions.

Plan with Purpose

Before choosing a wall product, consider what it needs to do—hold back soil, create levels, or simply add style. Function determines the right design.



Tiered Retaining Wall Featuring Diamond Pro Air

Smart Strength for Every Landscape

DIAMOND PRO® AIR

Engineered for performance and designed for elegance, Diamond Pro Air walls offer multiple textures and colors to fit any style. Lightweight, easy-to-handle blocks speed up installation, saving time and labor, and maximize usable space without compromising durability.


Retaining walls over 4 feet in height should be designed by a qualified engineer.

HOW IT'S MADE


CRAFTSMANSHIP BACKED BY INNOVATION

QUALITY FOR LIFE

Belgard has taken the artistry of handcrafted stone to a higher level. Through research and innovation, we've developed a deep understanding of how to make modern, best-in-class hardscape products that fit the lifestyle of today's homeowners and commercial developments, while still honoring the artisans of old.



RESEARCH & DEVELOPMENT



QUALITY ASSURANCE

INTENTIONAL AT EVERY STEP

Every step of our manufacturing process incorporates rigorous research, testing and quality assurance. Whether our teams are designing a new surface texture, validating a color formula, or inspecting finished product for defects, we demand the highest quality from each of our facilities across North America. We believe in creating world-class building products that stand the test of time.

DESIGN WITH CONFIDENCE

REQUEST COLOR SWATCHES ONLINE

Planning your project just got easier!
Visit the **product page** on **Belgard.com**
to request high-resolution color swatches.
It's quick, simple, and helps you make
informed design decisions.



[Belgard.com/Products](https://belgard.com/Products)



Lifetime Coverage That Works as Hard as You Do.

- Transferable warranty
- Timely investigations
- Added peace of mind with lifetime coverage for homeowners



**REGISTER AN
INSTALLATION**

[Belgard.com/Warranty](https://belgard.com/Warranty)





SHOP THE PRODUCTS

STYLISH, PERFORMANCE-DRIVEN
OPTIONS FOR SMART DESIGNS
AND SMOOTH INSTALLS

AQUA DUBLIN®

3-Piece Permeable | 80mm

Reduce stormwater runoff with a permeable system that offers a smooth surface and the classic look of cut stone.



DRIVEWAY
APPROVED



ACCESSIBLE
SURFACE



PERMEABLE
APPLICATION

PALLET INFORMATION

AQUA DUBLIN® 3-PIECE		SQFT/ PALLET	UNITS/ LAYER	SQFT/ LAYER	LAYER/ PALLET	WEIGHT/ PALLET
80MM	3½ x 6⅞ x 3⅞	92.4	15	2.5	8	3240
	6⅞ x 6⅞ x 3⅞		8	2.66		
	10¼ x 6⅞ x 3⅞		13	6.39		

SHAPES & SIZES

3-PIECE | 80MM



3½ x 6⅞ x 3⅞



6⅞ x 6⅞ x 3⅞



10¼ x 6⅞ x 3⅞



RIO



TOSCANA



VICTORIAN

LEARN MORE

View the product page on **Belgard.com** for more information



TECHNICAL SPECS

- Multipiece permeable system
- Can eliminate stormwater runoff and improve water quality
- Meets the requirements of ASTM C936
- Suitable for pedestrian and vehicular applications
- Can be utilized to construct an ADA-compliant pavement
- Micro-chamfer to minimize vibration and enhance wheelchair comfort
- Optimized joint openings for infiltration and maintenance
- Joint Width: 10 mm
- Initial Surface Infiltration Rate: >500 inches per hour (varies based on joint infill gradation)
- Surface Open Area: 10%

QUALITY FOR LIFE

Every step of our manufacturing process incorporates rigorous research, testing and quality assurance. We demand the highest quality from each of our facilities across North America. We believe in creating world-class building products that stand the test of time. See our lifetime warranty at **Belgard.com/Warranty**

Due to the natural materials in our products, colors may vary from those shown on the cut sheet. We recommend viewing actual product samples to ensure the perfect color and finish for each project.

AQUALINE™

Permeable Paver | 80mm

Environmentally-friendly, timeless aesthetics provide effective rainwater management in both pedestrian and vehicular applications.



DRIVEWAY
APPROVED



ACCESSIBLE
SURFACE



PERMEABLE
APPLICATION

PALLET INFORMATION

AQUALINE™		SQFT/ PALLET	UNITS/ LAYER	SQFT/ LAYER	LAYER/ PALLET	WEIGHT/ PALLET
80MM	4½ x 9 x 3⅞	90	40	11.25	8	3100

SHAPES & SIZES

80MM



4½ x 9 x 3⅞



RIO



TOSCANA




VICTORIAN

LEARN MORE

View the product page on **Belgard.com** for more information



PALLET LAYOUT



TECHNICAL SPECS

- Interlocking spacer bars for increased structural performance
- Surface and micro-chamfer are ADA-compliant and minimize wheelchair vibration
- True installed dimensions for design optimization
- Optimal joint openings for infiltration and maintenance
- Can eliminate stormwater runoff and improve water quality
- Meets the requirements of ASTM C936
- Chamfer Width: 3 mm
- Spacer Bar Width: 10 mm
- Surface Infiltration Rate: > 500 inches per hour (varies based on joint infill gradation)
- Surface Open Area: 10%
- Can be installed mechanically with herringbone pallet layout

QUALITY FOR LIFE

Every step of our manufacturing process incorporates rigorous research, testing and quality assurance. We demand the highest quality from each of our facilities across North America. We believe in creating world-class building products that stand the test of time. See our lifetime warranty at **Belgard.com/Warranty**

Due to the natural materials in our products, colors may vary from those shown on the cut sheet. We recommend viewing actual product samples to ensure the perfect color and finish for each project.

AVALON SLATE™

3-Piece Paver | 60mm

The dimensional texture of natural cut slate creates graceful outdoor spaces that blend seamlessly with the natural landscape.



DRIVEWAY
APPROVED



ACCESSIBLE
SURFACE

PALLET INFORMATION

AVALON SLATE™ 3-PIECE		SQFT/ PALLET	UNITS/ LAYER	SQFT/ LAYER	LAYER/ PALLET	WEIGHT/ PALLET
60MM	12 x 6 x 2⅜	30	6	3	10	3230
	12 x 9 x 2⅜	30	4	3		
	12 x 12 x 2⅜	60	6	6		

SHAPES & SIZES

3-PIECE | 60MM



12 x 6 x 2⅜



12 x 9 x 2⅜



12 x 12 x 2⅜



BELLA



TOSCANA



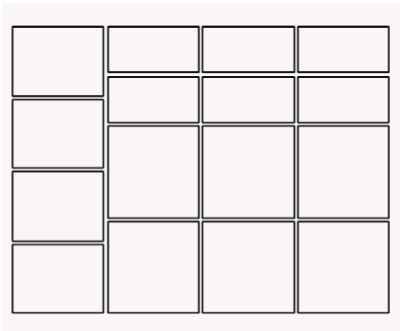
VICTORIAN

LEARN MORE

View the product page on Belgard.com for more information



PALLET LAYOUT



TECHNICAL SPECS

- 3-piece modular system
- Ideal for courtyards, walkways, patios, pool decks, and residential vehicular applications
- Flexible installation for multiple laying patterns

QUALITY FOR LIFE


Every step of our manufacturing process incorporates rigorous research, testing and quality assurance. We demand the highest quality from each of our facilities across North America. We believe in creating world-class building products that stand the test of time. See our lifetime warranty at Belgard.com/Warranty

Due to the natural materials in our products, colors may vary from those shown on the cut sheet. We recommend viewing actual product samples to ensure the perfect color and finish for each project.

BELGIAN COBBLE®

Paver | 60mm

Emulating the look of stones found lining a mountain creek bed, this multi-piece system can be installed as a permeable system and has seven unique shapes for creating natural random patterns and picturesque settings.



PALLET INFORMATION

BELGIAN COBBLE®		SQFT/ PALLET	UNITS/ LAYER	SQFT/ LAYER	LAYER/ PALLET	WEIGHT/ PALLET
MULTI- PIECE 60MM	Variable x 2⅜	85	-	8.5	10	2085

SHAPES & SIZES

Multi-Piece | 60MM



Variable x 2⅜



BOURBON



MIDNIGHT



PEARL

LEARN MORE

View the product page on **Belgard.com** for more information



TECHNICAL SPECS

- Seven unique shapes create a random pattern
- Ideal for use as either the primary field, or as an accent or border
- Can be installed as either a standard or permeable system
- Permeable pavement installation requires site-specific engineering and proper base, bedding and joint aggregate material
- Techniseal polymeric jointing sand is recommended for non-permeable applications
- Ideal for walkways, patios and residential driveways

QUALITY FOR LIFE


Every step of our manufacturing process incorporates rigorous research, testing and quality assurance. We demand the highest quality from each of our facilities across North America. We believe in creating world-class building products that stand the test of time. See our lifetime warranty at **Belgard.com/Warranty**

Due to the natural materials in our products, colors may vary from those shown on the cut sheet. We recommend viewing actual product samples to ensure the perfect color and finish for each project.

BROOKLYN™

Paver | 60mm

The warm weathered-stone appearance offers a timeless look enriched with DuraFusion Technology for enhanced texture and wear-resistance.



PALLET INFORMATION

BROOKLYN™		SQFT/ PALLET	UNITS/ LAYER	SQFT/ LAYER	LAYER/ PALLET	WEIGHT/ PALLET
60MM	3 x 9 x 2⅜	103.13	55	10.31	10	2784

SHAPES & SIZES






BOURBON 



MIDNIGHT 



ROSEWOOD 

LEARN MORE

View the product page on **Belgard.com** for more information



TECHNICAL SPECS

- True 3" increments for simplified design, quoting and ordering
- Compatible with all modular paver lines—look for Modular Sizing icon
- Modular dimensions reduce cuts, installation time, and waste
- Modular compatibility allows more creative pattern options
- Maximized pallet layout for jobsite efficiencies
- Ideal for walkways, patios, borders, accents and residential driveways
- Can be used to construct ADA-compliant pavement



DuraFusion™ Technology

A bold, vibrant finish with a smoother, tighter texture.

QUALITY FOR LIFE

Every step of our manufacturing process incorporates rigorous research, testing and quality assurance. We demand the highest quality from each of our facilities across North America. We believe in creating world-class building products that stand the test of time. See our lifetime warranty at **Belgard.com/Warranty**

Due to the natural materials in our products, colors may vary from those shown on the cut sheet. We recommend viewing actual product samples to ensure the perfect color and finish for each project.

BELGARD®

AN OLDCASTLE® APG OUTDOOR BRAND


FONTANA
10714 Poplar Ave
Fontana, CA 92337
Ph: 909-355-6422

© 2026 Oldcastle® APG, Inc. All Rights Reserved. BEL25-D-555450 | Pacific Fontana | Revised 01/2026

CAMBRIDGE COBBLE®

Paver | 60mm

Gently rounded corners and a domed pillow-top surface provide clean lines and a classic architectural appearance.



DRIVEWAY
APPROVED



ACCESSIBLE
SURFACE

PALLET INFORMATION

CAMBRIDGE COBBLE®		SQFT/ PALLET	UNITS/ LAYER	SQFT/ LAYER	LAYER/ PALLET	WEIGHT/ PALLET
6 X 6 60MM	6 x 6 x 2⅜	120	48	12	10	3230
6 X 9 60MM	6 x 9 x 2⅜	112	30	11.25	10	3020

SHAPES & SIZES

6 X 6 | 60MM



6 x 6 x 2⅜

6 X 9 | 60MM



6 x 9 x 2⅜



BELLA



MIDNIGHT

Only available in 6 x 9



RIO



TOSCANA



VICTORIAN

LEARN MORE

View the product page on **Belgard.com** for more information



TECHNICAL SPECS

- Can be used to construct an ADA-compliant pavement
- Classic style perfectly suited for almost any aesthetic and application
- Two size options available on separate pallets for design flexibility
- Ideal for patios, walkways, pool decks and residential vehicular applications

QUALITY FOR LIFE

Every step of our manufacturing process incorporates rigorous research, testing and quality assurance. We demand the highest quality from each of our facilities across North America. We believe in creating world-class building products that stand the test of time. See our lifetime warranty at **Belgard.com/Warranty**

Due to the natural materials in our products, colors may vary from those shown on the cut sheet. We recommend viewing actual product samples to ensure the perfect color and finish for each project.

CATALINA GRANA®

3-Piece Paver | 60mm

The smooth finish of DuraFusion Technology enhances texture and wear-resistance with a surface defined by clean lines and a crisp beveled edge.



DURAFUSION
TECHNOLOGY



DRIVEWAY
APPROVED



ACCESSIBLE
SURFACE

PALLET INFORMATION

CATALINA GRANA® 3-PIECE		SQFT/ PALLET	UNITS/ LAYER	SQFT/ LAYER	LAYER/ PALLET	WEIGHT/ PALLET
60MM	12 x 6 x 2⅝"	120	6	3	10	3230
	12 x 9 x 2⅝"		4	3		
	12 x 12 x 2⅝"		6	6		

SHAPES & SIZES

3-PIECE | 60MM



12 x 6 x 2⅝"



12 x 9 x 2⅝"



12 x 12 x 2⅝"




ANTHRACITE 



HICKORY 



SCANDINA GRAY 



SEPIA 



SHADED GRAY 

LEARN MORE

View the product page on **Belgard.com** for more information



TECHNICAL SPECS

- 3-piece system for flexibility and ease of installation
- ADA Compliant
- Multiple laying patterns
- Ideal for residential driveways, patios, pool decks and walkways



DuraFusion™ Technology

A bold, vibrant finish with a smoother, tighter texture.

QUALITY FOR LIFE

Every step of our manufacturing process incorporates rigorous research, testing and quality assurance. We demand the highest quality from each of our facilities across North America. We believe in creating world-class building products that stand the test of time. See our lifetime warranty at **Belgard.com/Warranty**

Due to the natural materials in our products, colors may vary from those shown on the cut sheet. We recommend viewing actual product samples to ensure the perfect color and finish for each project.

CATALINA GRANA®

3-Piece Paver | 60mm

Clean lines, a smooth surface, and a subtle beveled edge work together to create a contemporary eye-pleasing look.



DRIVEWAY
APPROVED



ACCESSIBLE
SURFACE

PALLET INFORMATION

CATALINA GRANA® 3-PIECE		SQFT/ PALLET	UNITS/ LAYER	SQFT/ LAYER	LAYER/ PALLET	WEIGHT/ PALLET
60MM	12 x 6 x 2¾"	120	6	3	10	3230
	12 x 9 x 2¾"		4	3		
	12 x 12 x 2¾"		6	6		

SHAPES & SIZES

3-PIECE | 60MM



12 x 6 x 2¾"



12 x 9 x 2¾"



12 x 12 x 2¾"



BELLA



LINEN



MONTECITO



RIO



TOSCANA



VICTORIAN

LEARN MORE

View the product page on **Belgard.com** for more information



TECHNICAL SPECS

- 3-piece system for flexibility and ease of installation
- ADA Compliant
- Multiple laying patterns
- Ideal for residential driveways, patios, pool decks and walkways

QUALITY FOR LIFE


Every step of our manufacturing process incorporates rigorous research, testing and quality assurance. We demand the highest quality from each of our facilities across North America. We believe in creating world-class building products that stand the test of time. See our lifetime warranty at **Belgard.com/Warranty**

Due to the natural materials in our products, colors may vary from those shown on the cut sheet. We recommend viewing actual product samples to ensure the perfect color and finish for each project.

CHARLESTONE™

3-Piece Paver | 60mm

Designed to evoke the charm of early American streets, this system mimics the historical elegance of weathered, hand-cobbled stone.



MODULAR
SIZING



DRIVEWAY
APPROVED



MECHANICAL
INSTALL

PALLET INFORMATION

CHARLESTONE™ 3-PIECE		SQFT/ PALLET	UNITS/ LAYER	SQFT/ LAYER	LAYER/ PALLET	WEIGHT/ PALLET
60MM	6 x 6 x 2⅜	103.9	6	10.4	10	2575.25
	6 x 9 x 2⅜		12			
	6 x 12 x 2⅜		9			

SHAPES & SIZES

3-PIECE | 60MM



6 x 6 x 2⅜



6 x 9 x 2⅜



6 x 12 x 2⅜



ASHWOOD



FOG



MIDNIGHT



IRON BAY

LEARN MORE

View the product page on **Belgard.com** for more information



TECHNICAL SPECS

- True 3" increments for simplified design, quoting and ordering
- Compatible with all modular paver lines—look for Modular Sizing icon
- Modular dimensions reduce cuts, installation time, and waste
- Modular compatibility allows more creative pattern options
- Maximized pallet layout for jobsite efficiencies
- Pallet optimized for both mechanical and manual installation
- Particularly ideal for driveways and walkways

QUALITY FOR LIFE

Every step of our manufacturing process incorporates rigorous research, testing and quality assurance. We demand the highest quality from each of our facilities across North America. We believe in creating world-class building products that stand the test of time. See our lifetime warranty at **Belgard.com/Warranty**

Due to the natural materials in our products, colors may vary from those shown on the cut sheet. We recommend viewing actual product samples to ensure the perfect color and finish for each project.

DIMENSIONS™ 6

3-Piece System | 60mm

Versatility meets contemporary design with a multipiece system that features a smooth face and crisp, clean lines.



MODULAR
SIZING



DRIVEWAY
APPROVED



ACCESSIBLE
SURFACE

PALLET INFORMATION

DIMENSIONS™ 6 3-PIECE		SQFT/ PALLET	UNITS/ LAYER	SQFT/ LAYER	LAYER/ PALLET	WEIGHT/ PALLET
DIMENSIONS 6 60MM	3 x 6 x 2 ³ / ₈	120	16	2	10	3230
	6 x 6 x 2 ³ / ₈		16	4		
	6 x 9 x 2 ³ / ₈		16	6		

SHAPES & SIZES

DIMENSIONS 6 | 60MM



3 x 6 x 2³/₈



6 x 6 x 2³/₈



6 x 9 x 2³/₈



ANTHRACITE



HICKORY



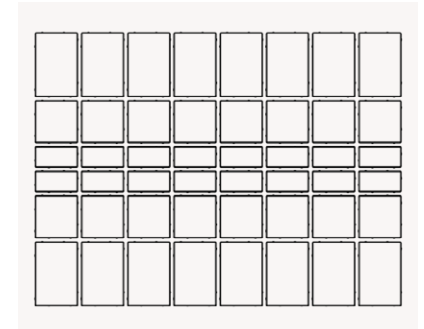
SCANDINA GRAY

LEARN MORE

View the product page on **Belgard.com** for more information



PALLET LAYOUT



TECHNICAL SPECS

- True 3" increments for simplified design, quoting and ordering
- Compatible with all modular paver lines—look for Modular Sizing icon
- Modular dimensions reduce cuts, installation time, and waste
- Modular compatibility allows more creative pattern options
- Maximized pallet layout for jobsite efficiencies
- Ideal for patios, walkways and residential vehicular applications
- Surface and micro-chamfer are ADA-compliant and minimize wheelchair vibration

QUALITY FOR LIFE


Every step of our manufacturing process incorporates rigorous research, testing and quality assurance. We demand the highest quality from each of our facilities across North America. We believe in creating world-class building products that stand the test of time. See our lifetime warranty at **Belgard.com/Warranty**

Due to the natural materials in our products, colors may vary from those shown on the cut sheet. We recommend viewing actual product samples to ensure the perfect color and finish for each project.

DIMENSIONS™ 12

3-Piece System | 60mm

Versatility meets contemporary design with a multipiece system that features a smooth face and crisp, clean lines.



MODULAR
SIZING



ACCESSIBLE
SURFACE

PALLET INFORMATION

DIMENSIONS™ 12 3-PIECE		SQFT/ PALLET	UNITS/ LAYER	SQFT/ LAYER	LAYER/ PALLET	WEIGHT/ PALLET
DIMENSIONS 12 60MM	6 x 12 x 2 ³ / ₈	120	4	2	10	3180
	12 x 12 x 2 ³ / ₈		4	4		
	12 x 18 x 2 ³ / ₈		4	6		

SHAPES & SIZES

DIMENSIONS 12 | 60MM



6 x 12 x 2³/₈



12 x 12 x 2³/₈



12 x 18 x 2³/₈



LINEN



RIO



TOSCANA



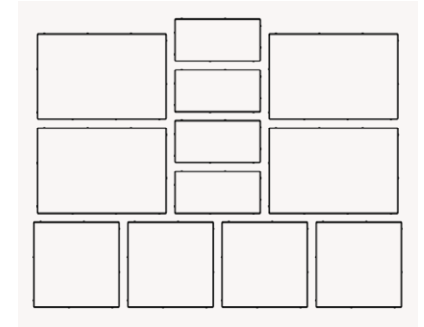
VICTORIAN

LEARN MORE

View the product page on [Belgard.com](https://www.belgard.com) for more information



PALLET LAYOUT



TECHNICAL SPECS

- True 3" increments for simplified design, quoting and ordering
- Compatible with all modular paver lines—look for Modular Sizing icon
- Modular dimensions reduce cuts, installation time, and waste
- Modular compatibility allows more creative pattern options
- Maximized pallet layout for jobsite efficiencies
- Ideal for patios, walkways and pool decks
- Surface and micro-chamfer are ADA-compliant and minimize wheelchair vibration

QUALITY FOR LIFE


Every step of our manufacturing process incorporates rigorous research, testing and quality assurance. We demand the highest quality from each of our facilities across North America. We believe in creating world-class building products that stand the test of time. See our lifetime warranty at [Belgard.com/Warranty](https://www.belgard.com/Warranty)

Due to the natural materials in our products, colors may vary from those shown on the cut sheet. We recommend viewing actual product samples to ensure the perfect color and finish for each project.

DIMENSIONS™ 12

3-Piece System | 60mm

The smooth and consistent finish of DuraFusion Technology complements the clean lines and linear surface of Dimensions for contemporary style with enhanced wear-resistance.



MODULAR
SIZING



DURAFUSION
TECHNOLOGY



ACCESSIBLE
SURFACE

PALLET INFORMATION

DIMENSIONS™ 12 3-PIECE		SQFT/ PALLET	UNITS/ LAYER	SQFT/ LAYER	LAYER/ PALLET	WEIGHT/ PALLET
DIMENSIONS 12 60MM	6 x 12 x 2 ³ / ₈	120	4	2	10	3180
	12 x 12 x 2 ³ / ₈		4	4		
	12 x 18 x 2 ³ / ₈		4	6		

SHAPES & SIZES

DIMENSIONS 12 | 60MM



6 x 12 x 2³/₈



12 x 12 x 2³/₈



12 x 18 x 2³/₈



ANTHRACITE 



HICKORY 



SCANDINA GRAY 



SEPIA 



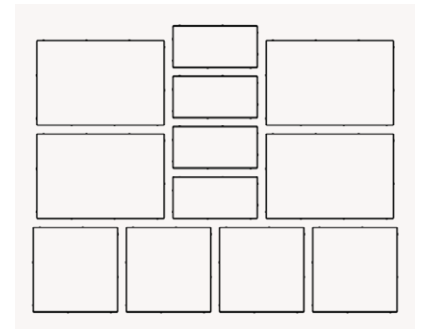
SHADED GRAY 

LEARN MORE

View the product page on **Belgard.com** for more information



PALLET LAYOUT



TECHNICAL SPECS

- True 3" increments for simplified design, quoting and ordering
- Compatible with all modular paver lines—look for Modular Sizing icon
- Modular dimensions reduce cuts, installation time, and waste
- Modular compatibility allows more creative pattern options
- Maximized pallet layout for jobsite efficiencies
- Ideal for patios, walkways and pool decks
- Surface and micro-chamfer are ADA-compliant and minimize wheelchair vibration



DuraFusion™ Technology

A bold, vibrant finish with a smoother, tighter texture.

QUALITY FOR LIFE

Every step of our manufacturing process incorporates rigorous research, testing and quality assurance. We demand the highest quality from each of our facilities across North America. We believe in creating world-class building products that stand the test of time. See our lifetime warranty at **Belgard.com/Warranty**

Due to the natural materials in our products, colors may vary from those shown on the cut sheet. We recommend viewing actual product samples to ensure the perfect color and finish for each project.

BELGARD®

AN OLDCASTLE® APG OUTDOOR BRAND

FONTANA
10714 Poplar Ave
Fontana, CA 92337
Ph: 909-355-6422

© 2026 Oldcastle® APG, Inc. All Rights Reserved. BEL25-D-555450 | Pacific Fontana | Revised 01/2026

DIMENSIONS™ 12

3-Piece System | 80mm

With strength to support vehicular loads, these durable pavers feature clean lines and a linear surface, enriched with DuraFusion Technology for enhanced color, texture and wear-resistance.



PALLET INFORMATION

DIMENSIONS™ 12 3-PIECE		SQFT/ PALLET	UNITS/ LAYER	SQFT/ LAYER	LAYER/ PALLET	WEIGHT/ PALLET
DIMENSIONS 12 80MM	6 x 12 x 3 1/8	96	2	2.25	8	3260
	12 x 12 x 3 1/8		1			
	12 x 18 x 3 1/8		2	6.75		

SHAPES & SIZES

DIMENSIONS 12 | 80MM





ANTHRACITE 



HICKORY 



SCANDINA GRAY 



SEPIA 



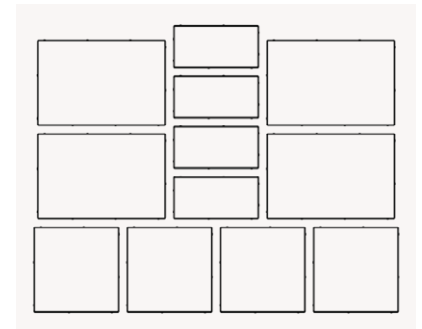
SHADED GRAY 

LEARN MORE

View the product page on **Belgard.com** for more information



PALLET LAYOUT



TECHNICAL SPECS

- True 3" increments for simplified design, quoting and ordering
- Compatible with all modular paver lines—look for Modular Sizing icon
- Modular dimensions reduce cuts, installation time, and waste
- Modular compatibility allows more creative pattern options
- Maximized pallet layout for jobsite efficiencies
- Ideal for patios, walkways and residential driveways
- Surface and micro-chamfer are ADA-compliant and minimize wheelchair vibration

DuraFusion™ Technology

A bold, vibrant finish with a smoother, tighter texture.

QUALITY FOR LIFE

Every step of our manufacturing process incorporates rigorous research, testing and quality assurance. We demand the highest quality from each of our facilities across North America. We believe in creating world-class building products that stand the test of time. See our lifetime warranty at **Belgard.com/Warranty**

Due to the natural materials in our products, colors may vary from those shown on the cut sheet. We recommend viewing actual product samples to ensure the perfect color and finish for each project.

BELGARD®

AN OLDCASTLE® APG OUTDOOR BRAND


FONTANA
10714 Poplar Ave
Fontana, CA 92337
Ph: 909-355-6422

© 2026 Oldcastle® APG, Inc. All Rights Reserved. BEL25-D-555450 | Pacific Fontana | Revised 01/2026

DIMENSIONS™ 18

3-Piece System | 60mm

Contemporary design meets traditional appeal with a smooth face and crisp, clean lines that pair well with any architectural style.




PALLET INFORMATION

DIMENSIONS™ 18 3-PIECE		SQFT/ PALLET	UNITS/ LAYER	SQFT/ LAYER	LAYER/ PALLET	WEIGHT/ PALLET
DIMENSIONS 18 60MM	9 x 18 x 2 ³ / ₈	112.5	2	2.25	10	3152
	18 x 18 x 2 ³ / ₈		1	2.25		
	18 x 27 x 2 ³ / ₈		2	6.75		

SHAPES & SIZES

DIMENSIONS 18 | 60MM





LINEN



RIO



TOSCANA



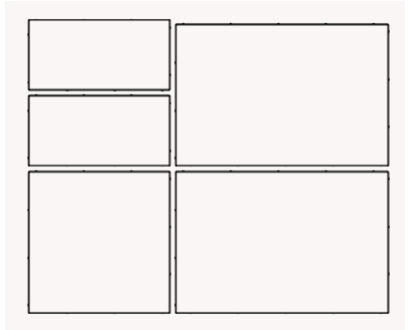
VICTORIAN

LEARN MORE

View the product page on **Belgard.com** for more information



PALLET LAYOUT



TECHNICAL SPECS

- True 3" increments for simplified design, quoting and ordering
- Compatible with all modular paver lines—look for Modular Sizing icon
- Modular dimensions reduce cuts, installation time, and waste
- Modular compatibility allows more creative pattern options
- Maximized pallet layout for jobsite efficiencies
- Ideal for patios, walkways and pool decks
- Surface and micro-chamfer are ADA-compliant and minimize wheelchair vibration

QUALITY FOR LIFE

Every step of our manufacturing process incorporates rigorous research, testing and quality assurance. We demand the highest quality from each of our facilities across North America. We believe in creating world-class building products that stand the test of time. See our lifetime warranty at **Belgard.com/Warranty**

Due to the natural materials in our products, colors may vary from those shown on the cut sheet. We recommend viewing actual product samples to ensure the perfect color and finish for each project.

DIMENSIONS™ 18

3-Piece System | 60mm

The smooth and consistent finish of DuraFusion Technology complements the clean lines and linear surface of Dimensions for contemporary style with enhanced wear-resistance.




PALLET INFORMATION

DIMENSIONS™ 18 3-PIECE		SQFT/ PALLET	UNITS/ LAYER	SQFT/ LAYER	LAYER/ PALLET	WEIGHT/ PALLET
DIMENSIONS 18 60MM	9 x 18 x 2⅜	112.5	2	2.25	10	3152
	18 x 18 x 2⅜		1	2.25		
	18 x 27 x 2⅜		2	6.75		

SHAPES & SIZES

DIMENSIONS 18 | 60MM





ANTHRACITE 



HICKORY 



SCANDINA GRAY 



SEPIA 



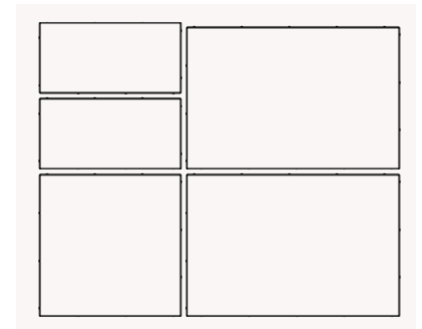
SHADED GRAY 

LEARN MORE

View the product page on **Belgard.com** for more information



PALLET LAYOUT



TECHNICAL SPECS

- True 3" increments for simplified design, quoting and ordering
- Compatible with all modular paver lines—look for Modular Sizing icon
- Modular dimensions reduce cuts, installation time, and waste
- Modular compatibility allows more creative pattern options
- Maximized pallet layout for jobsite efficiencies
- Ideal for patios, walkways and pool decks
- Surface and micro-chamfer are ADA-compliant and minimize wheelchair vibration

DuraFusion™ Technology

A bold, vibrant finish with a smoother, tighter texture.

QUALITY FOR LIFE


Every step of our manufacturing process incorporates rigorous research, testing and quality assurance. We demand the highest quality from each of our facilities across North America. We believe in creating world-class building products that stand the test of time. See our lifetime warranty at **Belgard.com/Warranty**

Due to the natural materials in our products, colors may vary from those shown on the cut sheet. We recommend viewing actual product samples to ensure the perfect color and finish for each project.

DIMENSIONS™

Paver | 60mm

Accentuate contemporary style with a smooth, linear surfaced paver that is ideal for installation of driveways, accents and small patios.



MODULAR
SIZING



DRIVEWAY
APPROVED



ACCESSIBLE
SURFACE

PALLET INFORMATION

	DIMENSIONS™ PAVER	SQFT/ PALLET	UNITS/ LAYER	SQFT/ LAYER	LAYER/ PALLET	WEIGHT/ PALLET
6 X 9 60MM	6 x 9 x 2 ³ / ₈	112.5	30	11.2	10	3020

SHAPES & SIZES

6 X 9 | 60MM



6 x 9 x 2³/₈



BELLA



BOURBON



LINEN



MIDNIGHT



MONTECITO



RIO



TOSCANA




VICTORIAN

LEARN MORE

View the product page on **Belgard.com** for more information



PALLET LAYOUT



TECHNICAL SPECS

- True 3" increments for simplified design, quoting and ordering
- Compatible with all modular paver lines—look for Modular Sizing icon
- Modular dimensions reduce cuts, installation time, and waste
- Modular compatibility allows more creative pattern options
- Maximized pallet layout for jobsite efficiencies
- Ideal for walkways, patios, borders, accents and residential driveways
- Surface and micro-chamfer are ADA-compliant and minimize wheelchair vibration

QUALITY FOR LIFE


Every step of our manufacturing process incorporates rigorous research, testing and quality assurance. We demand the highest quality from each of our facilities across North America. We believe in creating world-class building products that stand the test of time. See our lifetime warranty at **Belgard.com/Warranty**

Due to the natural materials in our products, colors may vary from those shown on the cut sheet. We recommend viewing actual product samples to ensure the perfect color and finish for each project.

DIMENSIONS™

Paver | 60mm

Ideal for accents, driveways and small patios, the contemporary smooth, linear surface of this paver is enriched with DuraFusion Technology for enhanced texture and wear-resistance.



PALLET INFORMATION

DIMENSIONS™ PAVER		SQFT/ PALLET	UNITS/ LAYER	SQFT/ LAYER	LAYER/ PALLET	WEIGHT/ PALLET
6 X 9 60MM	6 x 9 x 2 ³ / ₈	112.5	30	11.2	10	3020
6 X 12 60MM	6 x 12 x 2 ³ / ₈	120	24	12	10	3260

SHAPES & SIZES

6 X 9 | 60MM



6 X 12 | 60MM





ANTHRACITE 
Only available in 6 x 9



BOURBON 
Only Available in 6 x 12



FOG 
Only Available in 6 x 12



HICKORY 
Only available in 6 x 9



MIDNIGHT 
Only available in 6 x 9



PEARL 
Only Available in 6 x 12



SCANDINA GRAY 
Only available in 6 x 9




SEPIA 
Only available in 6 x 9

LEARN MORE


View the product page on **Belgard.com** for more information



PALLET LAYOUTS



6 X 9



6 X 12

TECHNICAL SPECS

- True 3" increments for simplified design, quoting and ordering
- Compatible with all modular paver lines—look for Modular Sizing icon
- Modular dimensions reduce cuts, installation time, and waste
- Modular compatibility allows more creative pattern options
- Maximized pallet layout for jobsite efficiencies
- Ideal for walkways, patios, borders, accents and residential driveways
- Surface and micro-chamfer are ADA-compliant and minimize wheelchair vibration



DuraFusion™ Technology

A bold, vibrant finish with a smoother, tighter texture.

QUALITY FOR LIFE


Every step of our manufacturing process incorporates rigorous research, testing and quality assurance. We demand the highest quality from each of our facilities across North America. We believe in creating world-class building products that stand the test of time. See our lifetime warranty at **Belgard.com/Warranty**

Due to the natural materials in our products, colors may vary from those shown on the cut sheet. We recommend viewing actual product samples to ensure the perfect color and finish for each project.

DIMENSIONS™

Paver | 80mm

Ideal for accents, driveways and small patios, the contemporary smooth, linear surface of this paver is enriched with DuraFusion Technology for enhanced texture and wear-resistance.



MODULAR
SIZING



ACCESSIBLE
SURFACE



DRIVEWAY
APPROVED



DURAFUSION
TECHNOLOGY

PALLET INFORMATION

DIMENSIONS™ PAVER		SQFT/ PALLET	UNITS/ LAYER	SQFT/ LAYER	LAYER/ PALLET	WEIGHT/ PALLET
6 X 12 80MM	6 x 12 x 3 1/8	96	24	12	8	3260

SHAPES & SIZES

6 X 12 | 80MM



6 x 12 x 3 1/8



BOURBON 



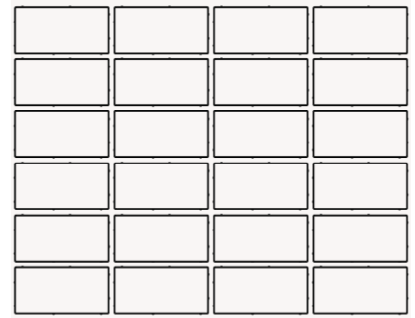
MIDNIGHT 

LEARN MORE

View the product page on [Belgard.com](https://www.belgard.com) for more information



PALLET LAYOUT



TECHNICAL SPECS

- True 3" increments for simplified design, quoting and ordering
- Compatible with all modular paver lines—look for Modular Sizing icon
- Modular dimensions reduce cuts, installation time, and waste
- Modular compatibility allows more creative pattern options
- Maximized pallet layout for jobsite efficiencies
- Ideal for both residential and commercial for pedestrian and vehicular applications
- Surface and micro-chamfer are ADA-compliant and minimize wheelchair vibration



DuraFusion™ Technology

A bold, vibrant finish with a smoother, tighter texture.

QUALITY FOR LIFE

Every step of our manufacturing process incorporates rigorous research, testing and quality assurance. We demand the highest quality from each of our facilities across North America. We believe in creating world-class building products that stand the test of time. See our lifetime warranty at [Belgard.com/Warranty](https://www.belgard.com/Warranty)

Due to the natural materials in our products, colors may vary from those shown on the cut sheet. We recommend viewing actual product samples to ensure the perfect color and finish for each project.

DIMENSIONS™

Slab | 60mm

The expansive size is distinguished by clean, crisp lines and a smooth, linear surface, which make it a superior choice for contemporary designs.



MODULAR
SIZING



ACCESSIBLE
SURFACE

PALLET INFORMATION

DIMENSIONS™ SLAB		SQFT/ PALLET	UNITS/ LAYER	SQFT/ LAYER	LAYER/ PALLET	WEIGHT/ PALLET
12 X 24 60MM	12 x 24 x 2 ³ / ₈	120	6	12	10	3230
24 X 24 60MM	24 x 24 x 2 ³ / ₈	80	2	8	10	2170

SHAPES & SIZES

12 X 24 | 60MM



12 x 24 x 2³/₈

24 X 24 | 60MM



24 x 24 x 2³/₈



LINEN



RIO



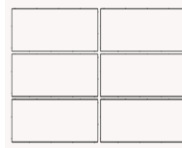
VICTORIAN

LEARN MORE

View the product page on [Belgard.com](https://www.belgard.com) for more information



PALLET LAYOUTS



12 X 24



24 X 24

TECHNICAL SPECS

- True 3" increments for simplified design, quoting and ordering
- Compatible with all modular paver lines—look for Modular Sizing icon
- Modular dimensions reduce cuts, installation time, and waste
- Modular compatibility allows more creative pattern options
- Maximized pallet layout for jobsite efficiencies
- Ideal for patios, walkways and pool decks
- Surface and micro-chamfer are ADA-compliant and minimize wheelchair vibration

QUALITY FOR LIFE

Every step of our manufacturing process incorporates rigorous research, testing and quality assurance. We demand the highest quality from each of our facilities across North America. We believe in creating world-class building products that stand the test of time. See our lifetime warranty at [Belgard.com/Warranty](https://www.belgard.com/Warranty)

Due to the natural materials in our products, colors may vary from those shown on the cut sheet. We recommend viewing actual product samples to ensure the perfect color and finish for each project.

DIMENSIONS™

Slab | 60mm

Expansive sizes, clean lines and a smooth surface create ultra-contemporary designs enriched with DuraFusion Technology for enhanced texture and wear-resistance.



MODULAR
SIZING



DURAFUSION
TECHNOLOGY



ACCESSIBLE
SURFACE

PALLET INFORMATION

DIMENSIONS™ SLAB		SQFT/ PALLET	UNITS/ LAYER	SQFT/ LAYER	LAYER/ PALLET	WEIGHT/ PALLET
9 X 18 60MM	9 x 18 x 2 ³ / ₈	112.5	10	11.25	10	3219
12 X 24 60MM	12 x 24 x 2 ³ / ₈	120	6	12	10	3230
15 X 30 60MM	15 x 30 x 2 ³ / ₈	93.75	3	9.375	10	2680
24 X 24 60MM	24 x 24 x 2 ³ / ₈	80	2	8	10	2170
24 X 36 60MM	24 x 36 x 2 ³ / ₈	120	2	12	10	3240

SHAPES & SIZES

9 X 18 | 60MM



9 x 18 x 2³/₈

12 X 24 | 60MM



12 x 24 x 2³/₈

15 X 30 | 60MM



15 x 30 x 2³/₈

24 X 24 | 60MM



24 x 24 x 2³/₈

24 X 36 | 60MM



24 x 36 x 2³/₈



ANTHRACITE 



HICKORY 



SCANDINA GRAY 



SEPIA 



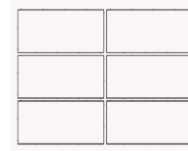
SHADED GRAY 

LEARN MORE

View the product page on **Belgard.com** for more information



PALLET LAYOUTS



12 X 24



24 X 24



24 X 36

TECHNICAL SPECS

- True 3" increments for simplified design, quoting and ordering
- Compatible with all modular paver lines—look for Modular Sizing icon
- Modular dimensions reduce cuts, installation time, and waste
- Modular compatibility allows more creative pattern options
- Maximized pallet layout for jobsite efficiencies
- Ideal for patios, walkways and pool decks
- Surface and micro-chamfer are ADA-compliant and minimize wheelchair vibration



DuraFusion™ Technology

A bold, vibrant finish with a smoother, tighter texture.

QUALITY FOR LIFE


Every step of our manufacturing process incorporates rigorous research, testing and quality assurance. We demand the highest quality from each of our facilities across North America. We believe in creating world-class building products that stand the test of time. See our lifetime warranty at **Belgard.com/Warranty**

Due to the natural materials in our products, colors may vary from those shown on the cut sheet. We recommend viewing actual product samples to ensure the perfect color and finish for each project.

DIMENSIONS™

Plank | 80mm

Clean lines and an elongated shape offer a modern architectural appearance. With a size that supports vehicular loads, this paver is ideal for creating contemporary curb appeal.



MODULAR
SIZING



DRIVEWAY
APPROVED



ACCESSIBLE
SURFACE

PALLET INFORMATION

DIMENSIONS™ PLANK		SQFT/ PALLET	UNITS/ LAYER	SQFT/ LAYER	LAYER/ PALLET	WEIGHT/ PALLET
3 X 12 80MM	3 x 12 x 3 1/8	88	44	11	8	3250

SHAPES & SIZES

3 X 12 | 80MM



3 x 12 x 3 1/8



RIO



TOSCANA



VICTORIAN

LEARN MORE

View the product page on Belgard.com for more information



PALLET LAYOUT

TECHNICAL SPECS

- True 3" increments for simplified design, quoting and ordering
- Compatible with all modular paver lines—look for Modular Sizing icon
- Modular dimensions reduce cuts, installation time, and waste
- Modular compatibility allows more creative pattern options
- Maximized pallet layout for jobsite efficiencies
- Ideal for walkways, patios, driveways and light commercial vehicular applications
- Surface and micro-chamfer are ADA-compliant and minimize wheelchair vibration

QUALITY FOR LIFE


Every step of our manufacturing process incorporates rigorous research, testing and quality assurance. We demand the highest quality from each of our facilities across North America. We believe in creating world-class building products that stand the test of time. See our lifetime warranty at Belgard.com/Warranty

Due to the natural materials in our products, colors may vary from those shown on the cut sheet. We recommend viewing actual product samples to ensure the perfect color and finish for each project.

DIMENSIONS™

Plank | 80mm

Clean lines and an elongated shape offer a modern look capable of supporting vehicular loads, enriched with DuraFusion Technology for enhanced texture and wear-resistance.



MODULAR
SIZING



DURAFUSION
TECHNOLOGY



DRIVEWAY
APPROVED



ACCESSIBLE
SURFACE

PALLET INFORMATION

DIMENSIONS™ PLANK		SQFT/ PALLET	UNITS/ LAYER	SQFT/ LAYER	LAYER/ PALLET	WEIGHT/ PALLET
3 X 9 80MM	3 x 9 x 3 1/8	82.4	55	10.3	8	3050
3 X 12 80MM	3 x 12 x 3 1/8	88	44	11	8	3250

SHAPES & SIZES

3 X 9 | 80MM



3 X 12 | 80MM





FOG



MIDNIGHT




PEARL

LEARN MORE


View the product page on **Belgard.com** for more information



PALLET LAYOUTS



3 X 9



3 X 12

TECHNICAL SPECS

- True 3" increments for simplified design, quoting and ordering
- Compatible with all modular paver lines—look for Modular Sizing icon
- Modular dimensions reduce cuts, installation time, and waste
- Modular compatibility allows more creative pattern options
- Maximized pallet layout for jobsite efficiencies
- Ideal for both residential and commercial for pedestrian and vehicular applications
- Surface and micro-chamfer are ADA-compliant and minimize wheelchair vibration



DuraFusion™ Technology

A bold, vibrant finish with a smoother, tighter texture.

QUALITY FOR LIFE

Every step of our manufacturing process incorporates rigorous research, testing and quality assurance. We demand the highest quality from each of our facilities across North America. We believe in creating world-class building products that stand the test of time. See our lifetime warranty at **Belgard.com/Warranty**

Due to the natural materials in our products, colors may vary from those shown on the cut sheet. We recommend viewing actual product samples to ensure the perfect color and finish for each project.

BELGARD®

AN OLDCASTLE® APG OUTDOOR BRAND

FONTANA
10714 Poplar Ave
Fontana, CA 92337
Ph: 909-355-6422

© 2026 Oldcastle® APG, Inc. All Rights Reserved. BEL25-D-555450 | Pacific Fontana | Revised 01/2026

DIMENSIONS™

Plank | 60mm

Clean lines and an elongated shape offer a modern look capable of supporting vehicular loads, enriched with DuraFusion Technology for enhanced texture and wear-resistance.



PALLET INFORMATION

DIMENSIONS™ PLANK		SQFT/ PALLET	UNITS/ LAYER	SQFT/ LAYER	LAYER/ PALLET	WEIGHT/ PALLET
3 X 12 60MM	3 x 12 x 2 ³ / ₈	103.13	55	10.3	10	3050

SHAPES & SIZES

3 X 12 | 60MM





BOURBON 



FOG 



MIDNIGHT 



PEARL 




ROSEWOOD 

LEARN MORE

View the product page on **Belgard.com** for more information



PALLET LAYOUT



TECHNICAL SPECS

- True 3" increments for simplified design, quoting and ordering
- Compatible with all modular paver lines—look for Modular Sizing icon
- Modular dimensions reduce cuts, installation time, and waste
- Modular compatibility allows more creative pattern options
- Maximized pallet layout for jobsite efficiencies
- Ideal for walkways, patios and residential driveways
- Surface and micro-chamfer are ADA-compliant and minimize wheelchair vibration



DuraFusion™ Technology

A bold, vibrant finish with a smoother, tighter texture.

QUALITY FOR LIFE

Every step of our manufacturing process incorporates rigorous research, testing and quality assurance. We demand the highest quality from each of our facilities across North America. We believe in creating world-class building products that stand the test of time. See our lifetime warranty at **Belgard.com/Warranty**

Due to the natural materials in our products, colors may vary from those shown on the cut sheet. We recommend viewing actual product samples to ensure the perfect color and finish for each project.

BELGARD®

AN OLDCASTLE® APG OUTDOOR BRAND


FONTANA
10714 Poplar Ave
Fontana, CA 92337
Ph: 909-355-6422

© 2026 Oldcastle® APG, Inc. All Rights Reserved. BEL25-D-555450 | Pacific Fontana | Revised 01/2026

DUBLIN COBBLE®

3-Piece Paver | 60mm

The gently distressed surfaces and antiqued edges create a casually elegant time-worn look. This cobble's exceptional stability and durability makes it suitable for driveways.




DRIVEWAY
APPROVED

PALLET INFORMATION

DUBLIN COBBLE® 3-PIECE		SQFT/ PALLET	UNITS/ LAYER	SQFT/ LAYER	LAYER/ PALLET	WEIGHT/ PALLET
60MM	3 x 6 x 2⅜	114	16	1.9	10	3080
	6 x 6 x 2⅜		16	3.8		
	6 x 9 x 2⅜		16	5.7		

SHAPES & SIZES

3-PIECE | 60MM





MONTECITO



TOSCANA




VICTORIAN

LEARN MORE

View the product page on **Belgard.com** for more information



PALLET LAYOUT



TECHNICAL SPECS

- Exceptional stability and durability
- 3-piece system with multiple laying pattern options
- Ideal for patios, walkways and residential vehicular applications

QUALITY FOR LIFE

Every step of our manufacturing process incorporates rigorous research, testing and quality assurance. We demand the highest quality from each of our facilities across North America. We believe in creating world-class building products that stand the test of time. See our lifetime warranty at **Belgard.com/Warranty**

Due to the natural materials in our products, colors may vary from those shown on the cut sheet. We recommend viewing actual product samples to ensure the perfect color and finish for each project.

EMPIRE™

Paver | 60mm

The plank shape and hand-tooled face are enriched by DuraFusion Technology for enhanced texture and wear-resistance, with seven distinct face styles for unique pattern creation.



MODULAR
SIZING



DURAFUSION
TECHNOLOGY



ACCESSIBLE
SURFACE

PALLET INFORMATION

EMPIRE™		SQFT/ PALLET	UNITS/ LAYER	SQFT/ LAYER	LAYER/ PALLET	WEIGHT/ PALLET
60MM	3 x 12 x 2 ³ / ₈	110	44	11	10	3100


NOTE: All 7 face styles are sold on a single pallet.

SHAPES & SIZES


60MM



3 x 12 x 2³/₈



MIDNIGHT 



SCANDINA GRAY 

LEARN MORE

View the product page on **Belgard.com** for more information



TECHNICAL SPECS

- True 3" increments for simplified design, quoting and ordering
- Compatible with all modular paver lines—look for Modular Sizing icon
- Modular dimensions reduce cuts, installation time, and waste
- Modular compatibility allows more creative pattern options
- Maximized pallet layout for jobsite efficiencies
- Surface and micro-chamfer are ADA-compliant and minimize wheelchair vibration
- 7 unique textures per pallet
- Ideal for patios, walkways and accents
- Contemporary twist for classic herringbone and basketweave designs



DuraFusion™ Technology

A bold, vibrant finish with a smoother, tighter texture.

QUALITY FOR LIFE

Every step of our manufacturing process incorporates rigorous research, testing and quality assurance. We demand the highest quality from each of our facilities across North America. We believe in creating world-class building products that stand the test of time. See our lifetime warranty at **Belgard.com/Warranty**

Due to the natural materials in our products, colors may vary from those shown on the cut sheet. We recommend viewing actual product samples to ensure the perfect color and finish for each project.

BELGARD®

AN OLDCASTLE® APG OUTDOOR BRAND


FONTANA
10714 Poplar Ave
Fontana, CA 92337
Ph: 909-355-6422

© 2026 Oldcastle® APG, Inc. All Rights Reserved. BEL25-D-555450 | Pacific Fontana | Revised 01/2026

GEOMETRIC SHAPES

Paver | 60mm

Smooth-faced pavers in shapes to offer ultra-modern design and art deco aesthetics. In 3-inch increments, these pavers add visual appeal to borders, accents or inlays.



MODULAR
SIZING



ACCESSIBLE
SURFACE

PALLET INFORMATION

GEOMETRIC SHAPES		SQFT/ PALLET	UNITS/ LAYER	SQFT/ LAYER	LAYER/ PALLET	WEIGHT/ PALLET
HEXAGON 60MM	12 x 12 x 2 $\frac{3}{8}$	100.02	14	9.09	11	2845
DIAMOND 60MM	12 x 12 x 2 $\frac{3}{8}$	93.53	9	7.79	12	2664

SHAPES & SIZES

HEXAGON | 60MM



12 x 12 x 2 $\frac{3}{8}$

DIAMOND | 60MM




12 x 12 x 2 $\frac{3}{8}$



FOUNDRY



MIDNIGHT



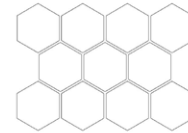
LINEN

LEARN MORE

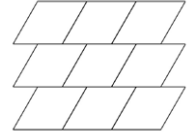
View the product page on **Belgard.com** for more information



PALLET LAYOUT



HEXAGON



DIAMOND

TECHNICAL SPECS

- All Geometric Shapes sized to work together
- True 3" increments for simplified design, quoting and ordering
- Compatible with all modular paver lines—look for Modular Sizing icon
- Modular dimensions reduce cuts, installation time, and waste
- Modular compatibility allows more creative pattern options
- Maximized pallet layout for jobsite efficiencies
- Ideal for patios, walkways and inlaid designs
- Surface and micro-chamfer are ADA-compliant and minimize wheelchair vibration

QUALITY FOR LIFE

Every step of our manufacturing process incorporates rigorous research, testing and quality assurance. We demand the highest quality from each of our facilities across North America. We believe in creating world-class building products that stand the test of time. See our lifetime warranty at **Belgard.com/Warranty**

Due to the natural materials in our products, colors may vary from those shown on the cut sheet. We recommend viewing actual product samples to ensure the perfect color and finish for each project.

BELGARD®

AN OLDCASTLE® APG OUTDOOR BRAND


FONTANA
10714 Poplar Ave
Fontana, CA 92337
Ph: 909-355-6422

© 2026 Oldcastle® APG, Inc. All Rights Reserved. BEL25-D-555450 | Pacific Fontana | Revised 01/2026

HEXAGON 6

Paver | 60mm

A geometric standout, this smooth-faced paver supports contemporary layouts, inlaid accents, and art deco-inspired patterns and is enriched with DuraFusion Technology for enhanced color, texture and wear-resistance.



MODULAR
SIZING



DURAFUSION
TECHNOLOGY



ACCESSIBLE
SURFACE

PALLET INFORMATION

HEXAGON 6		SQFT/ PALLET	UNITS/ LAYER	SQFT/ LAYER	LAYER/ PALLET	WEIGHT/ PALLET
60MM	12 x 12 x 2 $\frac{3}{8}$	100.02	14	9.09	11	2845

SHAPES & SIZES

HEXAGON | 60MM







ANTHRACITE 



SCANDINA GRAY 



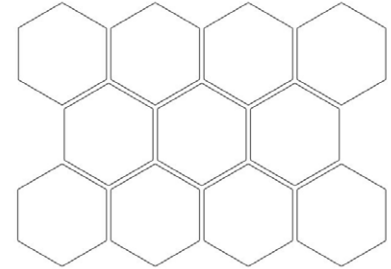
SHADED GRAY 

LEARN MORE

View the product page on **Belgard.com** for more information




PALLET LAYOUT



TECHNICAL SPECS

- True 3" increments for simplified design, quoting and ordering
- Compatible with all modular paver lines—look for Modular Sizing icon
- Modular dimensions reduce cuts, installation time, and waste
- Modular compatibility allows more creative pattern options
- Maximized pallet layout for jobsite efficiencies
- Ideal for patios, walkways and inlaid designs
- Surface and micro-chamfer are ADA-compliant and minimize wheelchair vibration

 **DuraFusion™ Technology**
A bold, vibrant finish with a smoother, tighter texture.

QUALITY FOR LIFE

Every step of our manufacturing process incorporates rigorous research, testing and quality assurance. We demand the highest quality from each of our facilities across North America. We believe in creating world-class building products that stand the test of time. See our lifetime warranty at **Belgard.com/Warranty**

Due to the natural materials in our products, colors may vary from those shown on the cut sheet. We recommend viewing actual product samples to ensure the perfect color and finish for each project.

HOLLAND STONE

Paver | 60mm | 80mm

The classic architectural appearance is derived from a smooth face and clean lines to offer traditional appeal.



DRIVEWAY
APPROVED



ACCESSIBLE
SURFACE

PALLET INFORMATION

HOLLAND STONE		SQFT/ PALLET	UNITS/ LAYER	SQFT/ LAYER	LAYER/ PALLET	WEIGHT/ PALLET
60MM	4 x 8 x 2 ³ / ₈	120	54	12	10	3230
80MM	4 x 8 x 3 ¹ / ₈	96	54	12	8	3450

SHAPES & SIZES

60MM



4 x 8 x 2³/₈

80MM



4 x 8 x 3¹/₈



BELLA



RIO



TOSCANA



VICTORIAN



MIDNIGHT

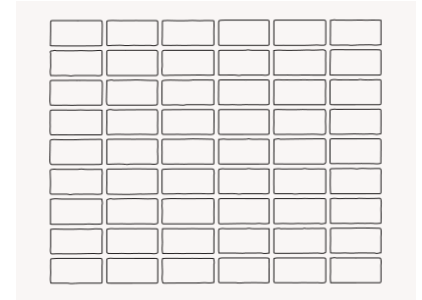
Only available in 60mm

LEARN MORE

View the product page on **Belgard.com** for more information



PALLET LAYOUT



TECHNICAL SPECS

- Ideal for inlays, borders and as a stand alone
- Ideal for both residential and commercial applications
- Comprehensive library of installation patterns
- Both sizes ideal for residential vehicular applications
- 80MM size approved for commercial vehicular applications
- 60MM approved for residential vehicular applications
- Surface and micro-chamfer are ADA-compliant and minimize wheelchair vibration

QUALITY FOR LIFE

Every step of our manufacturing process incorporates rigorous research, testing and quality assurance. We demand the highest quality from each of our facilities across North America. We believe in creating world-class building products that stand the test of time. See our lifetime warranty at **Belgard.com/Warranty**

Due to the natural materials in our products, colors may vary from those shown on the cut sheet. We recommend viewing actual product samples to ensure the perfect color and finish for each project.

MEGA-ARBEL®

Paver | 60mm

The dramatic scale features a natural flagstone texture, an irregular shape, and false joints to create a random look that flows harmoniously into the surrounding landscape.



PALLET INFORMATION

MEGA-ARBEL®		SQFT/ PALLET	UNITS/ LAYER	SQFT/ LAYER	LAYER/ PALLET	WEIGHT/ PALLET
60MM	15 ³ / ₈ x 21 x 2 ³ / ₈	104.4	6	8.7	12	2850

SHAPES & SIZES

60MM



15³/₈ x 21 x 2³/₈



RIO



TOSCANA



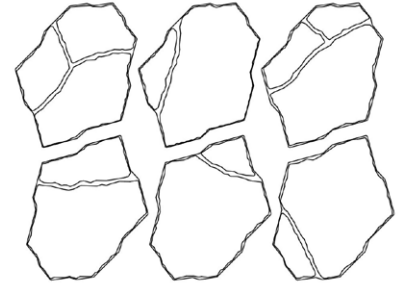
VICTORIAN

LEARN MORE

View the product page on [Belgard.com](https://www.belgard.com) for more information



PALLET LAYOUT



TECHNICAL SPECS

- Irregular interlocking system that utilizes a no-repeat pattern
- Ideal for walkways, patios and poolsides
- Singular shape with six face patterns of varying false joints for creating a random stone look
- For best results with false-joint pavers, finish joints with Techniseal NextGel polymeric jointing sand

QUALITY FOR LIFE

Every step of our manufacturing process incorporates rigorous research, testing and quality assurance. We demand the highest quality from each of our facilities across North America. We believe in creating world-class building products that stand the test of time. See our lifetime warranty at [Belgard.com/Warranty](https://www.belgard.com/Warranty)

Due to the natural materials in our products, colors may vary from those shown on the cut sheet. We recommend viewing actual product samples to ensure the perfect color and finish for each project.

MELVILLE™

3-Piece Plank | 60mm

The smooth texture, tight-fitted joints and crisp edges of this 3-piece system offer an array of linear design options for contemporary outdoor spaces.



ACCESSIBLE
SURFACE

PALLET INFORMATION

MELVILLE™ 3-PIECE PLANK		SQFT/ PALLET	UNITS/ LAYER	SQFT/ LAYER	LAYER/ PALLET	WEIGHT/ PALLET
SLIM 60MM	5 x 11 ¹³ / ₁₆ x 2 ³ / ₈	114.5	7	2.9	10	3150
	5 x 15 ³ / ₄ x 2 ³ / ₈		7	3.85		
	5 x 19 ¹ / ₁₆ x 2 ³ / ₈		7	4.7		
LARGE 60MM	7 ¹ / ₂ x 11 ¹³ / ₁₆ x 2 ³ / ₈	122.7	5	3.035	10	3380
	7 ¹ / ₂ x 15 ³ / ₄ x 2 ³ / ₈		5	4.1		
	7 ¹ / ₂ x 19 ¹ / ₁₆ x 2 ³ / ₈		5	5.135		

SHAPES & SIZES

SLIM | 60MM



5 x 11¹³/₁₆ x 2³/₈



5 x 15³/₄ x 2³/₈



5 x 19¹/₁₆ x 2³/₈

LARGE | 60MM



7¹/₂ x 11¹³/₁₆ x 2³/₈



7¹/₂ x 15³/₄ x 2³/₈



7¹/₂ x 19¹/₁₆ x 2³/₈



FOUNDRY



MIDNIGHT




LINEN

LEARN MORE

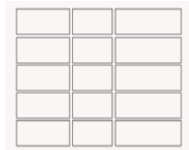
View the product page on [Beldgard.com](https://Belgard.com) for more information



PALLET LAYOUTS



SLIM | 60MM



LARGE | 60MM

TECHNICAL SPECS

- Suitable for a variety of pedestrian applications
- Can be utilized to construct an ADA-compliant pavement
- Tight-fitted joints for a clean look and minimal maintenance
- Compliments the Melville series of wall products and outdoor living features

QUALITY FOR LIFE

Every step of our manufacturing process incorporates rigorous research, testing and quality assurance. We demand the highest quality from each of our facilities across North America. We believe in creating world-class building products that stand the test of time. See our lifetime warranty at [Beldgard.com/Warranty](https://Belgard.com/Warranty)

Due to the natural materials in our products, colors may vary from those shown on the cut sheet. We recommend viewing actual product samples to ensure the perfect color and finish for each project.

ORIGINS™ 6

3-Piece System | 60mm

Emulating the look and texture of natural stone, this paver system offers earthy tones and a slightly chiseled surface that blends with outdoor environments.



MODULAR
SIZING



DRIVEWAY
APPROVED



ACCESSIBLE
SURFACE

PALLET INFORMATION

ORIGINS™ 6 3-PIECE		SQFT/ PALLET	UNITS/ LAYER	SQFT/ LAYER	LAYER/ PALLET	WEIGHT/ PALLET
ORIGINS 6 60MM	3 x 6 x 2⅝	120	16	2	10	3230
	6 x 6 x 2⅝		16	4		
	6 x 9 x 2⅝		16	6		

SHAPES & SIZES

ORIGINS 6 | 60MM



3 x 6 x 2⅝



6 x 6 x 2⅝



6 x 9 x 2⅝



RIO



TOSCANA




VICTORIAN

LEARN MORE

View the product page on [Belgard.com](https://www.belgard.com) for more information



PALLET LAYOUT



TECHNICAL SPECS

- True 3" increments for simplified design, quoting and ordering
- Compatible with all modular paver lines—look for Modular Sizing icon
- Modular dimensions reduce cuts, installation time, and waste
- Modular compatibility allows more creative pattern options
- Maximized pallet layout for jobsite efficiencies
- Ideal for patios, walkways, pool decks and residential driveways
- Can be used to construct ADA-compliant pavement

QUALITY FOR LIFE


Every step of our manufacturing process incorporates rigorous research, testing and quality assurance. We demand the highest quality from each of our facilities across North America. We believe in creating world-class building products that stand the test of time. See our lifetime warranty at [Belgard.com/Warranty](https://www.belgard.com/Warranty)

Due to the natural materials in our products, colors may vary from those shown on the cut sheet. We recommend viewing actual product samples to ensure the perfect color and finish for each project.

ORIGINS™ 12

3-Piece System | 60mm

Emulating the look and texture of natural stone, this paver system features a slate-inspired surface and earthy tones that blend harmoniously with outdoor surroundings.



PALLET INFORMATION

ORIGINS™ 12 3-PIECE		SQFT/ PALLET	UNITS/ LAYER	SQFT/ LAYER	LAYER/ PALLET	WEIGHT/ PALLET
ORIGINS 12 60MM	6 x 12 x 2 ³ / ₈	120	4	2	10	3180
	12 x 12 x 2 ³ / ₈		4	4		
	12 x 18 x 2 ³ / ₈		4	6		

SHAPES & SIZES

ORIGINS 12 | 60MM





RIO



TOSCANA



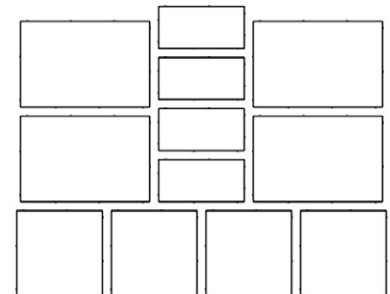
VICTORIAN

LEARN MORE

View the product page on **Belgard.com** for more information



PALLET LAYOUT



TECHNICAL SPECS

- True 3" increments for simplified design, quoting and ordering
- Compatible with all modular paver lines—look for Modular Sizing icon
- Modular dimensions reduce cuts, installation time, and waste
- Modular compatibility allows more creative pattern options
- Maximized pallet layout for jobsite efficiencies
- Ideal for patios, walkways and pool decks
- Can be used to construct ADA-compliant pavement

QUALITY FOR LIFE

Every step of our manufacturing process incorporates rigorous research, testing and quality assurance. We demand the highest quality from each of our facilities across North America. We believe in creating world-class building products that stand the test of time. See our lifetime warranty at **Belgard.com/Warranty**

Due to the natural materials in our products, colors may vary from those shown on the cut sheet. We recommend viewing actual product samples to ensure the perfect color and finish for each project.

ORIGINS™ 12

3-Piece System | 60mm

Emulating the look and texture of natural stone, this paver system offers earthy tones and a chiseled face enriched with DuraFusion Technology for enhanced texture and wear-resistance.



MODULAR
SIZING



DURAFUSION
TECHNOLOGY



ACCESSIBLE
SURFACE

PALLET INFORMATION

ORIGINS™ 12 3-PIECE		SQFT/ PALLET	UNITS/ LAYER	SQFT/ LAYER	LAYER/ PALLET	WEIGHT/ PALLET
ORIGINS 12 60MM	6 x 12 x 2 ³ / ₈	120	4	2	10	3180
	12 x 12 x 2 ³ / ₈		4	4		
	12 x 18 x 2 ³ / ₈		4	6		

SHAPES & SIZES

ORIGINS 12 | 60MM



6 x 12 x 2³/₈




12 x 12 x 2³/₈



12 x 18 x 2³/₈



ASHWOOD 



CHESWICK 



IRON BAY 



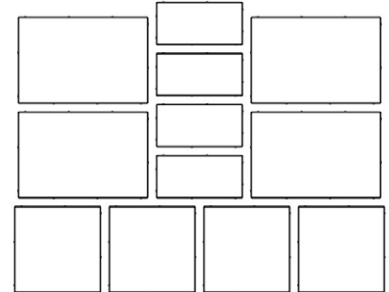
NEWPORT 

LEARN MORE

View the product page on **Belgard.com** for more information



PALLET LAYOUT



TECHNICAL SPECS

- True 3" increments for simplified design, quoting and ordering
- Compatible with all modular paver lines—look for Modular Sizing icon
- Modular dimensions reduce cuts, installation time, and waste
- Modular compatibility allows more creative pattern options
- Maximized pallet layout for jobsite efficiencies
- Ideal for patios, walkways and pool decks
- Can be used to construct ADA-compliant pavement



DuraFusion™ Technology

A bold, vibrant finish with a smoother, tighter texture.

QUALITY FOR LIFE

Every step of our manufacturing process incorporates rigorous research, testing and quality assurance. We demand the highest quality from each of our facilities across North America. We believe in creating world-class building products that stand the test of time. See our lifetime warranty at **Belgard.com/Warranty**

Due to the natural materials in our products, colors may vary from those shown on the cut sheet. We recommend viewing actual product samples to ensure the perfect color and finish for each project.

BELGARD®

AN OLDCASTLE® APG OUTDOOR BRAND


FONTANA
10714 Poplar Ave
Fontana, CA 92337
Ph: 909-355-6422

© 2026 Oldcastle® APG, Inc. All Rights Reserved. BEL25-D-555450 | Pacific Fontana | Revised 01/2026

ORIGINS™ 12

3-Piece System | 80mm

With the strength to support vehicular loads and the look of natural stone, this systems earthy tones and chiseled surface are enriched with DuraFusion Technology for a refined texture with enhanced color and wear-resistance.



MODULAR
SIZING



DURAFUSION
TECHNOLOGY



ACCESSIBLE
SURFACE



DRIVEWAY
APPROVED

PALLET INFORMATION

ORIGINS™ 12 3-PIECE		SQFT/ PALLET	UNITS/ LAYER	SQFT/ LAYER	LAYER/ PALLET	WEIGHT/ PALLET
ORIGINS 12 80MM	6 x 12 x 3 1/8	96	4	2	8	3260
	12 x 12 x 3 1/8		4	4		
	12 x 18 x 3 1/8		4	6		

SHAPES & SIZES

ORIGINS 12 | 80MM



6 x 12 x 3 1/8



12 x 12 x 3 1/8



12 x 18 x 3 1/8



ASHWOOD 



CHESWICK 



IRON BAY 



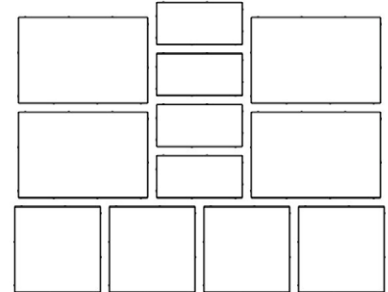
NEWPORT GRAY 

LEARN MORE

View the product page on [Belgard.com](https://www.belgard.com) for more information



PALLET LAYOUT



TECHNICAL SPECS

- True 3" increments for simplified design, quoting and ordering
- Compatible with all modular paver lines—look for Modular Sizing icon
- Modular dimensions reduce cuts, installation time, and waste
- Modular compatibility allows more creative pattern options
- Maximized pallet layout for jobsite efficiencies
- Ideal for patios, walkways and residential driveways
- Can be used to construct ADA-compliant pavement



DuraFusion™ Technology

A bold, vibrant finish with a smoother, tighter texture.

QUALITY FOR LIFE

Every step of our manufacturing process incorporates rigorous research, testing and quality assurance. We demand the highest quality from each of our facilities across North America. We believe in creating world-class building products that stand the test of time. See our lifetime warranty at [Belgard.com/Warranty](https://www.belgard.com/Warranty)

Due to the natural materials in our products, colors may vary from those shown on the cut sheet. We recommend viewing actual product samples to ensure the perfect color and finish for each project.

BELGARD®

AN OLDCASTLE® APG OUTDOOR BRAND

FONTANA
10714 Poplar Ave
Fontana, CA 92337
Ph: 909-355-6422

© 2026 Oldcastle® APG, Inc. All Rights Reserved. BEL25-D-555450 | Pacific Fontana | Revised 01/2026

ORIGINS™ 18

3-Piece System | 60mm

Emulating the look and texture of natural stone, this paver system features a slate-inspired surface and earthy tones that blend harmoniously with outdoor surroundings.



MODULAR
SIZING



ACCESSIBLE
SURFACE

PALLET INFORMATION

ORIGINS™ 18 3-PIECE		SQFT/ PALLET	UNITS/ LAYER	SQFT/ LAYER	LAYER/ PALLET	WEIGHT/ PALLET
ORIGINS 18 60MM	9 x 18 x 2⅜	112.5	2	2.25	10	3152
	18 x 18 x 2⅜		1	2.25		
	18 x 27 x 2⅜		2	6.75		

SHAPES & SIZES

ORIGINS 18 | 60MM



9 x 18 x 2⅜



18 x 18 x 2⅜



18 x 27 x 2⅜



RIO



TOSCANA



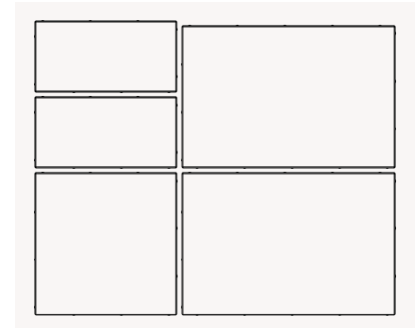
VICTORIAN

LEARN MORE

View the product page on **Belgard.com** for more information



PALLET LAYOUT



TECHNICAL SPECS

- True 3" increments for simplified design, quoting and ordering
- Compatible with all modular paver lines—look for Modular Sizing icon
- Modular dimensions reduce cuts, installation time, and waste
- Modular compatibility allows more creative pattern options
- Maximized pallet layout for jobsite efficiencies
- Ideal for patios, walkways and pool decks
- Can be used to construct ADA-compliant pavement

QUALITY FOR LIFE

Every step of our manufacturing process incorporates rigorous research, testing and quality assurance. We demand the highest quality from each of our facilities across North America. We believe in creating world-class building products that stand the test of time. See our lifetime warranty at **Belgard.com/Warranty**

Due to the natural materials in our products, colors may vary from those shown on the cut sheet. We recommend viewing actual product samples to ensure the perfect color and finish for each project.

ORIGINS™ 18

3-Piece System | 60mm

Emulating the look and texture of natural stone, this paver system offers earthy tones and a chiseled face enriched with DuraFusion Technology for enhanced texture and wear-resistance.



PALLET INFORMATION

ORIGINS™ 18 3-PIECE		SQFT/ PALLET	UNITS/ LAYER	SQFT/ LAYER	LAYER/ PALLET	WEIGHT/ PALLET
ORIGINS 18 60MM	9 x 18 x 2⅜	112.5	2	2.25	10	3152
	18 x 18 x 2⅜		1	2.25		
	18 x 27 x 2⅜		2	6.75		

SHAPES & SIZES

ORIGINS 18 | 60MM



9 x 18 x 2⅜




18 x 18 x 2⅜



18 x 27 x 2⅜



ASHWOOD 



CHESWICK 



IRON BAY 



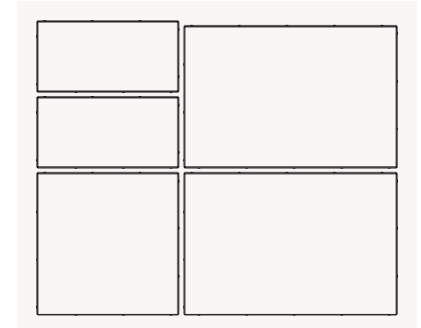
NEWPORT 

LEARN MORE

View the product page on **Belgard.com** for more information



PALLET LAYOUT



TECHNICAL SPECS

- True 3" increments for simplified design, quoting and ordering
- Compatible with all modular paver lines—look for Modular Sizing icon
- Modular dimensions reduce cuts, installation time, and waste
- Modular compatibility allows more creative pattern options
- Maximized pallet layout for jobsite efficiencies
- Ideal for patios, walkways and pool decks
- Can be used to construct ADA-compliant pavement



DuraFusion™ Technology

A bold, vibrant finish with a smoother, tighter texture.

QUALITY FOR LIFE

Every step of our manufacturing process incorporates rigorous research, testing and quality assurance. We demand the highest quality from each of our facilities across North America. We believe in creating world-class building products that stand the test of time. See our lifetime warranty at **Belgard.com/Warranty**

Due to the natural materials in our products, colors may vary from those shown on the cut sheet. We recommend viewing actual product samples to ensure the perfect color and finish for each project.

BELGARD®

AN OLDCASTLE® APG OUTDOOR BRAND

FONTANA
10714 Poplar Ave
Fontana, CA 92337
Ph: 909-355-6422

© 2026 Oldcastle® APG, Inc. All Rights Reserved. BEL25-D-555450 | Pacific Fontana | Revised 01/2026

ORIGINS™

Paver | 60mm

With a subtle chiseled stone face, this paver is an ideal choice for driveways, small patios, or for adding a touch of texture as a distinctive border, accent banding and inlaid design.



MODULAR
SIZING



DRIVEWAY
APPROVED



ACCESSIBLE
SURFACE

PALLET INFORMATION

ORIGINS™ PAVER		SQFT/ PALLET	UNITS/ LAYER	SQFT/ LAYER	LAYER/ PALLET	WEIGHT/ PALLET
6 X 9 60MM	6 x 9 x 2⅜	112.5	30	11.2	10	3020

SHAPES & SIZES

6 X 9 | 60MM



6 x 9 x 2⅜



BELLA



MIDNIGHT



RIO



TOSCANA




VICTORIAN

LEARN MORE

View the product page on [Belgard.com](https://www.belgard.com) for more information



PALLET LAYOUT



TECHNICAL SPECS

- True 3" increments for simplified design, quoting and ordering
- Compatible with all modular paver lines—look for Modular Sizing icon
- Modular dimensions reduce cuts, installation time, and waste
- Modular compatibility allows more creative pattern options
- Maximized pallet layout for jobsite efficiencies
- Ideal for walkways, patios, borders, accents and residential driveways
- Can be used to construct ADA-compliant pavement

QUALITY FOR LIFE

Every step of our manufacturing process incorporates rigorous research, testing and quality assurance. We demand the highest quality from each of our facilities across North America. We believe in creating world-class building products that stand the test of time. See our lifetime warranty at [Belgard.com/Warranty](https://www.belgard.com/Warranty)

Due to the natural materials in our products, colors may vary from those shown on the cut sheet. We recommend viewing actual product samples to ensure the perfect color and finish for each project.

BELGARD®

AN OLDCASTLE® APG OUTDOOR BRAND


FONTANA
10714 Poplar Ave
Fontana, CA 92337
Ph: 909-355-6422

© 2026 Oldcastle® APG, Inc. All Rights Reserved. BEL25-D-555450 | Pacific Fontana | Revised 01/2026

ORIGINS™

Paver | 60mm

With a chiseled face and an ideal size for driveways, small patios and borders, this paver is enriched with DuraFusion Technology for enhanced texture and wear-resistance.



MODULAR
SIZING



DURAFUSION
TECHNOLOGY



DRIVEWAY
APPROVED



ACCESSIBLE
SURFACE

PALLET INFORMATION

ORIGINS™ PAVER		SQFT/ PALLET	UNITS/ LAYER	SQFT/ LAYER	LAYER/ PALLET	WEIGHT/ PALLET
6 X 9 60MM	6 x 9 x 2⅜	112.5	30	11.2	10	3020

SHAPES & SIZES

6 X 9 | 60MM



6 x 9 x 2⅜



ASHWOOD 



CHESWICK 



IRON BAY 




NEWPORT GRAY 

LEARN MORE

View the product page on **Belgard.com** for more information




PALLET LAYOUT



TECHNICAL SPECS

- True 3" increments for simplified design, quoting and ordering
- Compatible with all modular paver lines—look for Modular Sizing icon
- Modular dimensions reduce cuts, installation time, and waste
- Modular compatibility allows more creative pattern options
- Maximized pallet layout for jobsite efficiencies
- Ideal for walkways, patios, borders, accents and residential driveways
- Can be used to construct ADA-compliant pavement

 **DuraFusion™ Technology**
A bold, vibrant finish with a smoother, tighter texture.

QUALITY FOR LIFE

Every step of our manufacturing process incorporates rigorous research, testing and quality assurance. We demand the highest quality from each of our facilities across North America. We believe in creating world-class building products that stand the test of time. See our lifetime warranty at **Belgard.com/Warranty**

Due to the natural materials in our products, colors may vary from those shown on the cut sheet. We recommend viewing actual product samples to ensure the perfect color and finish for each project.

ORIGINS™ ANTIQUED

3-Piece Paver | 60mm

The old-world charm of hand cut stone that has aged over time adds distinctive character to patios, walkways and driveways.



MODULAR
SIZING



DRIVEWAY
APPROVED

PALLET INFORMATION

ORIGINS™ ANTIQUED 3-PIECE		SQFT/ PALLET	UNITS/ LAYER	SQFT/ LAYER	LAYER/ PALLET	WEIGHT/ PALLET
ORIGINS 6 60MM	3 x 6 x 2⅜	120	16	2	10	3230
	6 x 6 x 2⅜		16	4		
	6 x 9 x 2⅜		16	6		

SHAPES & SIZES

3 - PIECE | 60MM



3 x 6 x 2⅜



6 x 6 x 2⅜



6 x 9 x 2⅜



RIO



TOSCANA



VICTORIAN

LEARN MORE

View the product page on [Belgard.com](https://www.belgard.com) for more information



TECHNICAL SPECS

- True 3" increments for simplified design, quoting and ordering
- Compatible with all modular paver lines—look for Modular Sizing icon
- Modular dimensions reduce cuts, installation time, and waste
- Modular compatibility allows more creative pattern options
- Maximized pallet layout for jobsite efficiencies
- Ideal for walkways, patios, borders, accents and residential driveways
- Can be used to construct ADA-compliant pavement

QUALITY FOR LIFE

Every step of our manufacturing process incorporates rigorous research, testing and quality assurance. We demand the highest quality from each of our facilities across North America. We believe in creating world-class building products that stand the test of time. See our lifetime warranty at [Belgard.com/Warranty](https://www.belgard.com/Warranty)

Due to the natural materials in our products, colors may vary from those shown on the cut sheet. We recommend viewing actual product samples to ensure the perfect color and finish for each project.

PAPYRUS™

3-Piece Paver | 60mm

An organic textural experience with modern elegance, this paver's unique face offers an upscale hand-tooled look enriched with DuraFusion Technology enhanced color, texture and wear-resistance.



MODULAR
SIZING



DURAFUSION
TECHNOLOGY



ACCESSIBLE
SURFACE

PALLET INFORMATION

PAPYRUS™ 3-PIECE		SQFT/ PALLET	UNITS/ LAYER	SQFT/ LAYER	LAYER/ PALLET	WEIGHT/ PALLET
PAPYRUS 18 60MM	9 x 18 x 2⅜	112.5	2	2.25	10	3152
	18 x 18 x 2⅜		1	2.25		
	18 x 27 x 2⅜		2	6.75		

SHAPES & SIZES

PAPYRUS 18 | 60MM



9 x 18 x 2⅜




18 x 18 x 2⅜



18 x 27 x 2⅜



SCANDINA GRAY 



SEPIA 

LEARN MORE

View the product page on **Belgard.com** for more information



TECHNICAL SPECS

- True 3" increments for simplified design, quoting and ordering
- Compatible with all modular paver lines—look for Modular Sizing icon
- Modular dimensions reduce cuts, installation time, and waste
- Modular compatibility allows more creative pattern options
- Maximized pallet layout for jobsite efficiencies
- Ideal for patios, walkways and pool decks
- Can be used to construct ADA-compliant pavement



DuraFusion™ Technology

A bold, vibrant finish with a smoother, tighter texture.

QUALITY FOR LIFE

Every step of our manufacturing process incorporates rigorous research, testing and quality assurance. We demand the highest quality from each of our facilities across North America. We believe in creating world-class building products that stand the test of time. See our lifetime warranty at **Belgard.com/Warranty**

Due to the natural materials in our products, colors may vary from those shown on the cut sheet. We recommend viewing actual product samples to ensure the perfect color and finish for each project.

BELGARD®

AN OLDCASTLE® APG OUTDOOR BRAND


FONTANA
10714 Poplar Ave
Fontana, CA 92337
Ph: 909-355-6422

© 2026 Oldcastle® APG, Inc. All Rights Reserved. BEL25-D-555450 | Pacific Fontana | Revised 01/2026

TURFSTONE™

Grid Paver | 80mm

An open lattice grid design offers turf or gravel infill, creating a unique hardscape design that works in harmony with nature.



DRIVEWAY
APPROVED



PERMEABLE
APPLICATION

PALLET INFORMATION

TURFSTONE™		SQFT/ PALLET	UNITS/ LAYER	SQFT/ LAYER	LAYER/ PALLET	WEIGHT/ PALLET
80MM	16 x 24 x 3 1/8	101	4	10.1	10	2680

SHAPES & SIZES

80MM




16 x 24 x 3 1/8

LEARN MORE

View the product page on **Belgard.com** for more information



PALLET LAYOUT




TECHNICAL SPECS

- Manufactured in accordance with ASTM C1319
- Open lattice grid design for turf infill
- 40% surface opening with void space for creating a grass pavement
- Applications include driveways, parking stalls, ramps, service and emergency access lanes

QUALITY FOR LIFE

Every step of our manufacturing process incorporates rigorous research, testing and quality assurance. We demand the highest quality from each of our facilities across North America. We believe in creating world-class building products that stand the test of time. See our lifetime warranty at **Belgard.com/Warranty**

Due to the natural materials in our products, colors may vary from those shown on the cut sheet. We recommend viewing actual product samples to ensure the perfect color and finish for each project.



GRAY

BELGARD®

AN OLDCASTLE® APG OUTDOOR BRAND

FONTANA
10714 Poplar Ave
Fontana, CA 92337
Ph: 909-355-6422

© 2026 Oldcastle® APG, Inc. All Rights Reserved. BEL25-D-555450 | Pacific Fontana | Revised 01/2026

FOUNDATION™

Concrete Finish | 20mm

These pavers exude timeless sophistication and a uniform look achieved by a smooth, refined surface texture, polished concrete appearance, and neutral color tones.



ACCESSIBLE
SURFACE



SLIGHT SHADE
VARIATION

PALLET INFORMATION

FOUNDATION™		SQFT/ PALLET	SQFT/ BOX	BOXES/ PALLET	PCS/ BOX	WEIGHT/ BOX	WEIGHT/ PALLET
24 X 24	23.46 x 23.46 x 3/4	275.04	7.64	36	2	67.84	2517


SHAPES & SIZES

24 X 24



23.46 x 23.46 x 3/4



AMBER BEIGE 



SCANDINA GRAY 

LEARN MORE

View the product page on **Belgard.com** for more information



TECHNICAL SPECS

- Incredibly high breakage loads, up to 3,000 pounds
- Can be cleaned with normal household cleaners and even pressure washed with a low pressure washing device.*
- High-density structure and ultra-low absorption rate provide a tight surface texture that fends off surface mold, moss, dirt and stains
- Unaffected by alkalis, acids, chemical agents, salt and other de-icing materials
- Structured top textures create non-slip surfaces
- Freeze-thaw resistant—100% frost-free and properties remain unaltered at temperatures ranging from -51.1° to + 60° C (-60°F to +140°F)
- Can be installed on a pedestal system for plaza and rooftop installations
- Suitable for ADA-compliant installations

* It is important that all pressure washing of your porcelain pavers be done with a low pressure washer with a maximum of 1600 psi and nothing more powerful. When pressure washing your installation, care should be taken to prevent damage to the grout (adhesive and grout installations) and some re-sanding will be necessary when power washing an installation with sand or polymeric sand joints.

QUALITY FOR LIFE

Every step of our manufacturing process incorporates rigorous research, testing and quality assurance. We demand the highest quality from each of our facilities across North America. We believe in creating world-class building products that stand the test of time. See our lifetime warranty at **Belgard.com/Warranty**

Due to the natural materials in our products, colors may vary from those shown on the cut sheet. We recommend viewing actual product samples to ensure the perfect color and finish for each project.

BELGARD®

AN OLDCASTLE® APG OUTDOOR BRAND

FONTANA
10714 Poplar Ave
Fontana, CA 92337
Ph: 909-355-6422

GENOA™

Stone Finish | 20mm

Subtle nuances of natural stone and a smooth, non-slip texture make this porcelain paver the choice for blending earthy tones with a weathered patina for timeless aesthetics.



ACCESSIBLE
SURFACE



SLIGHT SHADE
VARIATION

PALLET INFORMATION

GENOA™		SQFT/ PALLET	SQFT/ BOX	BOXES/ PALLET	PCS/ BOX	WEIGHT/ BOX	WEIGHT/ PALLET
12 X 24	11.65 x 23.46 x 3/4	303.6	7.59	40	4	68	2804
24 X 24	23.46 x 23.46 x 3/4	303.6	7.64	36	2	72	2517

SHAPES & SIZES

12 X 24



11.65 x 23.46 x 3/4

24 X 24



23.46 x 23.46 x 3/4



BLANCO **v2**



CREMA **v2**

LEARN MORE

View the product page on **Belgard.com** for more information



TECHNICAL SPECS

- Incredibly high breakage loads, up to 3,000 pounds
- Can be cleaned with normal household cleaners and even pressure washed with a low pressure washing device.*
- High-density structure and ultra-low absorption rate provide a tight surface texture that fends off surface mold, moss, dirt and stains
- Unaffected by alkalis, acids, chemical agents, salt and other de-icing materials
- Structured top textures create non-slip surfaces
- Freeze-thaw resistant—100% frost-free and properties remain unaltered at temperatures ranging from -51.1° to + 60° C (-60°F to +140°F)
- Can be installed on a pedestal system for plaza and rooftop installations
- Suitable for ADA-compliant installations

* It is important that all pressure washing of your porcelain pavers be done with a low pressure washer with a maximum of 1600 psi and nothing more powerful. When pressure washing your installation, care should be taken to prevent damage to the grout (adhesive and grout installations) and some re-sanding will be necessary when power washing an installation with sand or polymeric sand joints.

QUALITY FOR LIFE

Every step of our manufacturing process incorporates rigorous research, testing and quality assurance. We demand the highest quality from each of our facilities across North America. We believe in creating world-class building products that stand the test of time. See our lifetime warranty at **Belgard.com/Warranty**

Due to the natural materials in our products, colors may vary from those shown on the cut sheet. We recommend viewing actual product samples to ensure the perfect color and finish for each project.

GLOCAL

Concrete Finish | 20mm

The smooth concrete-like finish offers a clean, contemporary aesthetic. Its structured and tight surface texture in neutral shades makes this porcelain paver a versatile design element.



SLIGHT SHADE
VARIATION



LOW SOLAR HEAT
ABSORPTION



ACCESSIBLE
SURFACE

PALLET INFORMATION

GLOCAL		SQFT/ PALLET	SQFT/ BOX	BOXES/ PALLET	PCS/ BOX	WEIGHT/ BOX	WEIGHT/ PALLET
24 X 24	23.54 x 23.54 x 3/4	232.5	7.75	30	2	72	2201
24 X 48	23.54 x 47.17 x 3/4	271.25	7.75	35	1	74	2621

SHAPES & SIZES

24 X 24



23.54 x 23.54 x 3/4

24 X 48



23.54 x 47.17 x 3/4



CLEAR | GC 01 
Clear not available in 48 x 48



IDEAL | GC 03 



TYPE | GC 04 



CLASSIC | GC 05 

LEARN MORE

View the product page on **Belgard.com** for more information



TECHNICAL SPECS

- Incredibly high breakage loads, up to 3,000 pounds
- Can be cleaned with normal household cleaners and even pressure washed with a low pressure washing device.*
- High-density structure and ultra-low absorption rate provide a tight surface texture that fends off surface mold, moss, dirt and stains
- Unaffected by alkalis, acids, chemical agents, salt and other de-icing materials
- Structured top textures create non-slip surfaces
- Freeze-thaw resistant—100% frost-free and properties remain unaltered at temperatures ranging from -51.1° to + 60° C (-60°F to +140°F)
- Can be installed on a pedestal system for plaza and rooftop installations
- Suitable for ADA-compliant installations

* It is important that all pressure washing of your porcelain pavers be done with a low pressure washer with a maximum of 1600 psi and nothing more powerful. When pressure washing your installation, care should be taken to prevent damage to the grout (adhesive and grout installations) and some re-sanding will be necessary when power washing an installation with sand or polymeric sand joints.

Due to the natural materials in our products, colors may vary from those shown on the cut sheet. We recommend viewing actual product samples to ensure the perfect color and finish for each project.

JURUPA

Wood Finish | 20mm

The robust intrinsic characteristics of smooth planed wood offer warmth and sophistication. Resembling wood, each paver has subtle variations clearly framed by grouted details.




v2 SLIGHT SHADE VARIATION

 ACCESSIBLE SURFACE


PALLET INFORMATION

JURUPA		SQFT/ PALLET	SQFT/ BOX	BOXES/ PALLET	PCS/ BOX	WEIGHT/ BOX	WEIGHT/ PALLET
12 X 48	11.73 x 47.17	279	7.75	36	2	74	2664

SHAPES & SIZES

12 X 48
 11.73 x 47.17



COOL | JP 02 



MASTER | JP 03 



CAMP | JP 04 

LEARN MORE

View the product page on **Belgard.com** for more information



TECHNICAL SPECS

- Incredibly high breakage loads, up to 3,000 pounds
- Can be cleaned with normal household cleaners and even pressure washed with a low pressure washing device.*
- High-density structure and ultra-low absorption rate provide a tight surface texture that fends off surface mold, moss, dirt and stains
- Unaffected by alkalis, acids, chemical agents, salt and other de-icing materials
- Structured top textures create non-slip surfaces
- Freeze-thaw resistant—100% frost-free and properties remain unaltered at temperatures ranging from -51.1° to + 60° C (-60°F to +140°F)
- Can be installed on a pedestal system for plaza and rooftop installations
- Suitable for ADA-compliant installations

* It is important that all pressure washing of your porcelain pavers be done with a low pressure washer with a maximum of 1600 psi and nothing more powerful. When pressure washing your installation, care should be taken to prevent damage to the grout (adhesive and grout installations) and some re-sanding will be necessary when power washing an installation with sand or polymeric sand joints.

Due to the natural materials in our products, colors may vary from those shown on the cut sheet. We recommend viewing actual product samples to ensure the perfect color and finish for each project.

LAGOON

Stone Finish | 20mm

Painstaking detail and depth of color evoke the expressive power of nature through these stylish modular pavers. Veining effects are inspired by the stratifications of sedimentary rocks.



MIRAGE
INSPIRING BETTER LIVING



SLIGHT SHADE
VARIATION



LOW SOLAR HEAT
ABSORPTION



ACCESSIBLE
SURFACE

PALLET INFORMATION


LAGOON		SQFT/ PALLET	SQFT/ BOX	BOXES/ PALLET	PCS/ BOX	WEIGHT/ BOX	WEIGHT/ PALLET
24 X 48	23.54 x 47.17 x 3/4	271.25	7.75	35	1	74	2621

SHAPES & SIZES

24 X 48



23.54 x 47.17 x 3/4



MOONBEAM | LG 01 ST 



SANDSHELL | LG 02 ST 



SHARKSKIN | LG 04 ST 

LEARN MORE

View the product page on **Belgard.com** for more information



TECHNICAL SPECS

- Incredibly high breakage loads, up to 3,000 pounds
- High-density structure and ultra-low absorption rate provide a tight surface texture that fends off surface mold, moss, dirt and stains
- Unaffected by alkalis, acids, chemical agents, salt and other de-icing materials
- Structured top textures create non-slip surfaces
- Freeze-thaw resistant—100% frost-free and properties remain unaltered at temperatures ranging from -51.1° to + 60° C (-60°F to +140°F)
- Can be installed on a pedestal system for plaza and rooftop installations
- Suitable for ADA-compliant installations

* It is important that all pressure washing of your porcelain pavers be done with a low pressure washer with a maximum of 1600 psi and nothing more powerful. When pressure washing your installation, care should be taken to prevent damage to the grout (adhesive and grout installations) and some re-sanding will be necessary when power washing an installation with sand or polymeric sand joints.

Due to the natural materials in our products, colors may vary from those shown on the cut sheet. We recommend viewing actual product samples to ensure the perfect color and finish for each project.

NOON

Wood Finish | 20mm

Warm and stylish, this contemporary expression of simplicity combines the look and feel of natural reclaimed wood with the durability of porcelain.



MIRAGE
INSPIRING BETTER LIVING



MODERATE SHADE
VARIATION



HIGH SHADE
VARIATION



ACCESSIBLE
SURFACE

PALLET INFORMATION

NOON		SQFT/ PALLET	SQFT/ BOX	BOXES/ PALLET	PCS/ BOX	WEIGHT/ BOX	WEIGHT/ PALLET
12 X 48	11.73 x 47.17	279	7.75	36	2	74	2664

SHAPES & SIZES





DAYLIGHT | NN 01 ST 



EMBER | NN 02 ST 



HONEY | NN 03 ST 

LEARN MORE

View the product page on **Belgard.com** for more information



TECHNICAL SPECS

- Incredibly high breakage loads, up to 3,000 pounds
- Can be cleaned with normal household cleaners and even pressure washed with a low pressure washing device.*
- High-density structure and ultra-low absorption rate provide a tight surface texture that fends off surface mold, moss, dirt and stains
- Unaffected by alkalis, acids, chemical agents, salt and other de-icing materials
- Structured top textures create non-slip surfaces.
- Freeze-thaw resistant—100% frost-free and properties remain unaltered at temperatures ranging from -51.1° to + 60° C (-60°F to +140°F)
- Suitable for ADA-compliant installations

* It is important that all pressure washing of your porcelain pavers be done with a low pressure washer with a maximum of 1600 psi and nothing more powerful. When pressure washing your installation, care should be taken to prevent damage to the grout (adhesive and grout installations) and some re-sanding will be necessary when power washing an installation with sand or polymeric sand joints.

Due to the natural materials in our products, colors may vary from those shown on the cut sheet. We recommend viewing actual product samples to ensure the perfect color and finish for each project.

NORR

Stone Finish | 20mm

The stone-like look of pebbles in various colors and shapes creates a three-dimensional effect that adds a natural, yet contemporary touch to any surface.



SLIGHT SHADE
VARIATION



ACCESSIBLE
SURFACE

PALLET INFORMATION

NORR		SQFT/ PALLET	SQFT/ BOX	BOXES/ PALLET	PCS/ BOX	WEIGHT/ BOX	WEIGHT/ PALLET
32 X 32	31.42 x 31.42 x 3/4	289.33	6.88	42	1	65.48	2751

SHAPES & SIZES


32 X 32



31.42 x 31.42 x 3/4



FARGE | RR 05 



HAV | RR 06 



OKEN | RR 08 



GRUS | RR 09 

LEARN MORE

View the product page on **Belgard.com** for more information



TECHNICAL SPECS

- Incredibly high breakage loads, up to 3,000 pounds
- Unaffected by alkalis, acids, chemical agents, salt and other de-icing materials
- High-density structure and ultra-low absorption rate provide a tight surface texture that fends off surface mold, moss, dirt and stains
- Structured top textures create non-slip surfaces
- Freeze-thaw resistant—100% frost-free and properties remain unaltered at temperatures ranging from -51.1° to + 60° C (-60°F to +140°F)
- Can be installed on a pedestal system for plaza and rooftop installations
- Suitable for ADA-compliant installations

* It is important that all pressure washing of your porcelain pavers be done with a low pressure washer with a maximum of 1600 psi and nothing more powerful. When pressure washing your installation, care should be taken to prevent damage to the grout (adhesive and grout installations) and some re-sanding will be necessary when power washing an installation with sand or polymeric sand joints.

Due to the natural materials in our products, colors may vary from those shown on the cut sheet. We recommend viewing actual product samples to ensure the perfect color and finish for each project.

NOVEMBER

Stone Finish | 20mm

Minimalist styling inspired by nature is found with this versatile porcelain paver. Characteristics of stone and cement embody its texture to offer a simple, yet elegant look.



MIRAGE®
INSPIRING BETTER LIVING



SLIGHT SHADE
VARIATION



LOW SOLAR HEAT
ABSORPTION



ACCESSIBLE
SURFACE

PALLET INFORMATION

NOVEMBER		SQFT/ PALLET	SQFT/ BOX	BOXES/ PALLET	PCS/ BOX	WEIGHT/ BOX	WEIGHT/ PALLET
24 X 24	23.54 x 23.54 x 3/4	232.5	7.75	30	2	72	2160


SHAPES & SIZES

24 X 24



23.54 x 23.54 x 3/4




RAIN | NM 01  



WIND | NM 02 



WARM | NM 04  



LAND | NM 05 

LEARN MORE

View the product page on **Belgard.com** for more information



TECHNICAL SPECS

- Can be installed on a pedestal system for plaza and rooftop installations
- Can be cleaned with normal household cleaners and even pressure washed with a low pressure washing device.*
- High-density structure and ultra-low absorption rate provide a tight surface texture that fends off surface mold, moss, dirt and stains
- Unaffected by alkalis, acids, chemical agents, salt and other de-icing materials
- Structured top textures create non-slip surfaces
- Freeze-thaw resistant—100% frost-free and properties remain unaltered at temperatures ranging from -51.1° to +60° C (-60°F to +140°F)
- Suitable for ADA-compliant installations


* It is important that all pressure washing of your porcelain pavers be done with a low pressure washer with a maximum of 1600 psi and nothing more powerful. When pressure washing your installation, care should be taken to prevent damage to the grout (adhesive and grout installations) and some re-sanding will be necessary when power washing an installation with sand or polymeric sand joints.

Due to the natural materials in our products, colors may vary from those shown on the cut sheet. We recommend viewing actual product samples to ensure the perfect color and finish for each project.

QUARZITI 2.0

Stone Finish | 20mm

This interpretation of natural quartz incorporates a gentle shading effect with the authentic diversity and subtle iridescence of natural elements.



MIRAGE
INSPIRING BETTER LIVING



MODERATE SHADE
VARIATION



LOW SOLAR HEAT
ABSORPTION



ACCESSIBLE
SURFACE

PALLET INFORMATION

QUARZITI 2.0		SQFT/ PALLET	SQFT/ BOX	BOXES/ PALLET	PCS/ BOX	WEIGHT/ BOX	WEIGHT/ PALLET
12 X 24	11.73 x 23.54 x 3/4	232.4	5.81	40	3	54.19	2201
24 X 24	23.54 x 23.54 x 3/4	232.5	7.75	30	2	72	2160
24 X 48	23.54 x 47.17 x 3/4	271.25	7.75	35	1	74	2621

SHAPES & SIZES

12 X 24



11.73 x 23.54 x 3/4

24 X 24



23.54 x 23.54 x 3/4

24 X 48




23.54 x 47.17 x 3/4




GLACIER | QR 01 NAT 




MOUNTAINS | QR 02 NAT 




WATERFALL | QR 03 NAT 



RIVER | QR 04 NAT 



MANTLE* | QR 05 NAT 

*only available in 24x24

LEARN MORE

View the product page on **Belgard.com** for more information



TECHNICAL SPECS

- Incredibly high breakage loads, up to 3,000 pounds
- Can be cleaned with normal household cleaners and even pressure washed with a low pressure washing device.*
- High-density structure and ultra-low absorption rate provide a tight surface texture that fends off surface mold, moss, dirt and stains
- Unaffected by alkalis, acids, chemical agents, salt and other de-icing materials
- Structured top textures create non-slip surfaces
- Freeze-thaw resistant—100% frost-free and properties remain unaltered at temperatures ranging from -51.1° to + 60° C (-60°F to +140°F)
- Can be installed on a pedestal system for plaza and rooftop installations
- Suitable for ADA-compliant installations

* It is important that all pressure washing of your porcelain pavers be done with a low pressure washer with a maximum of 1600 psi and nothing more powerful. When pressure washing your installation, care should be taken to prevent damage to the grout (adhesive and grout installations) and some re-sanding will be necessary when power washing an installation with sand or polymeric sand joints.

Due to the natural materials in our products, colors may vary from those shown on the cut sheet. We recommend viewing actual product samples to ensure the perfect color and finish for each project.

SILVERLAKE

Stone Finish | 20mm

Soft veining effects intertwine with neutral shades to offer natural patterns like those found in marble and stones. These traits provide a luxurious look with maximum versatility.



MIRAGE
INSPIRING BETTER LIVING



MODERATE SHADE
VARIATION



HIGH SHADE
VARIATION



LOW SOLAR HEAT
ABSORPTION



ACCESSIBLE
SURFACE

PALLET INFORMATION

SILVERLAKE		SQFT/ PALLET	SQFT/ BOX	BOXES/ PALLET	PCS/ BOX	WEIGHT/ BOX	WEIGHT/ PALLET
24 X 48	23.54 x 47.17 x 3/4	271.25	7.75	35	1	74	2621

SHAPES & SIZES


24 X 48




23.54 x 47.17 x 3/4




BRAIES | SK 01 ST  



RESIA | SK 02 ST  



ORSI | SK 06 ST 

LEARN MORE

View the product page on **Belgard.com** for more information



TECHNICAL SPECS

- Incredibly high breakage loads, up to 3,000 pounds
- Can be cleaned with normal household cleaners and even pressure washed with a low pressure washing device.*
- High-density structure and ultra-low absorption rate provide a tight surface texture that fends off surface mold, moss, dirt and stains
- Unaffected by alkalis, acids, chemical agents, salt and other de-icing materials
- Structured top textures create non-slip surfaces.
- Freeze-thaw resistant—100% frost-free and properties remain unaltered at temperatures ranging from -51.1° to + 60° C (-60°F to +140°F)
- Can be installed on a pedestal system for plaza and rooftop installations
- Suitable for ADA-compliant installations

* It is important that all pressure washing of your porcelain pavers be done with a low pressure washer with a maximum of 1600 psi and nothing more powerful. When pressure washing your installation, care should be taken to prevent damage to the grout (adhesive and grout installations) and some re-sanding will be necessary when power washing an installation with sand or polymeric sand joints.

Due to the natural materials in our products, colors may vary from those shown on the cut sheet. We recommend viewing actual product samples to ensure the perfect color and finish for each project.

TRAVERTINI

Travertine Finish | 20mm

Resembling the natural texture of travertine, the smooth finish offers two aesthetic options of either the look of linear veins or softer cross cuts.



SLIGHT SHADE
VARIATION



LOW SOLAR HEAT
ABSORPTION



ACCESSIBLE
SURFACE

PALLET INFORMATION

TRAVERTINI		SQFT/ PALLET	SQFT/ BOX	BOXES/ PALLET	PCS/ BOX	WEIGHT/ BOX	WEIGHT/ PALLET
32 X 32	31.42 x 31.42 x 3/4	289.33	6.88	42	1	65.48	2751
24 X 48	23.54 x 47.17 x 3/4	271.25	7.75	35	1	74	2621

SHAPES & SIZES

32 X 32



31.42 x 31.42 x 3/4

24 X 48



23.54 x 47.17 x 3/4



DARK VEIN* | EY 08 NAT 

*Only available in 24 x 48



LIGHT VEIN* | EY 07 NAT 

*Only available in 24 x 48



MISTY VEIN* | EY 11 NAT 

*Only available in 24 x 48



LIGHT CROSS | EY 13 NAT** 


**Only available in 32 x 32



MISTY CROSS | EY 14 NAT** 

**Only available in 32 x 32



PEARLY CROSS | EY 12 NAT** 

**Only available in 32 x 32

LEARN MORE

View the product page on **Belgard.com** for more information



TECHNICAL SPECS

- A variety of modular shapes offer ultimate design flexibility
- Incredibly high breakage loads, up to 3,000 pounds
- Can be cleaned with normal household cleaners and even pressure washed with a low pressure washing device.*
- High-density structure and ultra-low absorption rate provide a tight surface texture that fends off surface mold, moss, dirt and stains
- Unaffected by alkalis, acids, chemical agents, salt and other de-icing materials
- Structured top textures create non-slip surfaces.
- Freeze-thaw resistant—100% frost-free and properties remain unaltered at temperatures ranging from -51.1° to + 60° C (-60°F to +140°F)
- Can be installed on a pedestal system for plaza and rooftop installations
- Suitable for ADA-compliant installations

* It is important that all pressure washing of your porcelain pavers be done with a low pressure washer with a maximum of 1600 psi and nothing more powerful. When pressure washing your installation, care should be taken to prevent damage to the grout (adhesive and grout installations) and some re-sanding will be necessary when power washing an installation with sand or polymeric sand joints.

Due to the natural materials in our products, colors may vary from those shown on the cut sheet. We recommend viewing actual product samples to ensure the perfect color and finish for each project.

BELGARD®

AN OLDCASTLE® APG OUTDOOR BRAND


FONTANA
10714 Poplar Ave
Fontana, CA 92337
Ph: 909-355-6422

© 2026 Oldcastle® APG, Inc. All Rights Reserved. BEL25-D-555450 | Pacific Fontana | Revised 01/2026

UNICO 2.0

Coping | 20mm

Enhance your outdoor spaces with our premium porcelain coping, available in a variety of styles to complement multiple porcelain paver lines.



SLIGHT SHADE
VARIATION



MODERATE SHADE
VARIATION



HIGH SHADE
VARIATION



LOW SOLAR HEAT
ABSORPTION



ACCESSIBLE
SURFACE

PALLET INFORMATION

UNICO 2.0		LNFT/ PALLET	LNFT/ BOX	BOXES/ PALLET	PCS/ BOX	WEIGHT/ BOX	WEIGHT/ PALLET
COPING	11.62 x 23.54 x ¾"	10	6	36	3	54	1944

SHAPES & SIZES

COPING



11.62 x 23.54 x ¾"



CLEAR | GC 01



IDEAL | GC 03



TYPE | GC 04



CLASSIC | GC 05



GLACIER | QR 01 NAT



MOUNTAINS | QR 02 NAT



WATERFALL | QR 03 NAT



RIVER | QR 04 NAT



DAYLIGHT | NN 01 ST



EMBER | NN 02 ST



HONEY | NN 03 ST

LEARN MORE

View the product page on **Belgard.com** for more information



TECHNICAL SPECS

- Coordinates with various porcelain paver lines
- Use for steps or as coping for swimming pools
- High-density structure and ultra-low absorption rate provide a tight surface texture that fends off surface mold, moss, dirt and stains
- Unaffected by alkalis, acids, chemical agents, salt and other de-icing materials
- Structured top textures create non-slip surfaces
- Freeze-thaw resistant—100% frost-free and properties remain unaltered at temperatures ranging from -51.1° to + 60° C (-60°F to +140°F)
- Suitable for ADA-compliant installations

Due to the natural materials in our products, colors may vary from those shown on the cut sheet. We recommend viewing actual product samples to ensure the perfect color and finish for each project.

BELAIR WALL® 2.0

Retaining | Freestanding

A sophisticated appearance of hand-chiseled stone is brought to life with an irregular surface that adds depth and visual interest for a dynamic look.



RETAINING



FREESTANDING



FIRE PITS



KITCHEN



STEPS



COLUMNS

PALLET INFORMATION

BELAIR WALL® 2.0		SQFT/ PALLET	SQFT/ LAYER	LAYER/ PALLET	UNITS/ PALLET	WEIGHT/ PALLET
FREESTANDING WALL	6 x 6 x 5	30	0.75	5	120	2700
	6 x 10 x 5		1.25			
	6 x 16 x 5		4			
RETAINING WALL	6 x 6 x 8	30	1.25	3	60	2445
	6 x 10 x 8		2.08			
	6 x 16 x 8		6.66			
COR- NER	16 x 7.25 x 6	28	9.33	2	28	1650
CAP	3 x 8 / 7 x 13½	90 LF	11.25	8	144	3510
CAP END	3 x 8 x 13½	24 LF	12	2	36	912
WALL END	6 x 8 x 11	14	7	2	42	1832

SHAPES & SIZES

FREESTANDING WALL



6 x 6 x 5



6 x 10 x 5



6 x 16 x 5

RETAINING WALL



6 x 6 x 8



6 x 10 x 8



6 x 16 x 8

CORNER



16 x 7.25 x 6

CAP



3 x 8 / 7 x 13½

CAP END



3 x 8 x 13½

WALL END



6 x 8 x 11



RIO



TOSCANA



VICTORIAN



MIDNIGHT

Only available in cap and cap end

LEARN MORE

View the product page on [Belgard.com](https://www.belgard.com) for more information



TECHNICAL SPECS

- Freestanding & gravity walls* can be built up to 3 feet high, including buried course
- Taller walls can be built using geosynthetic reinforcement when designed by a qualified engineer
- Rear-lip on retaining wall block makes installation fast and accurate
- Freestanding Walls: 4-foot minimum radius using all 3 units
- Retaining Walls: 1" set back/9.5 Degree system batter
- Minimum outside radius, measured on the top course to the front of the units: 4 feet
- Minimum inside radius, measured on the base course to the front of the units: 8 feet

*Gravity wall heights are based on project specific conditions and may be lower than this value.

QUALITY FOR LIFE


Every step of our manufacturing process incorporates rigorous research, testing and quality assurance. We demand the highest quality from each of our facilities across North America. We believe in creating world-class building products that stand the test of time. See our lifetime warranty at [Belgard.com/Warranty](https://www.belgard.com/Warranty)

Due to the natural materials in our products, colors may vary from those shown on the cut sheet. We recommend viewing actual product samples to ensure the perfect color and finish for each project.

DIAMOND PRO® AIR QUARRIED

Retaining

This innovative high-performance wall features an elegant chiseled stone look and is 30% lighter with efficiencies on every level.



RETAINING



COLUMNS



STEPS

PALLET INFORMATION

	DIAMOND PRO® AIR QUARRIED	SQFT/ PALLET	SQFT/ LAYER	LAYER/ PALLET	UNITS/ PALLET	WEIGHT/ PALLET
WALL BLOCK	8 x 18 x 11½	45	8	5	45	2060
CAP	4 x 18 / 12 x 12	67.5 LF	-	-	54	3138
CORNER	8 x 17 x 8	22.6	-	-	24	1980

SHAPES & SIZES

WALL BLOCK



8 x 18 x 11½

CAP




4 x 18 / 12 x 12

CORNER



8 x 17 x 8



RIO



TOSCANA

LEARN MORE

View the product page on [Belgard.com](https://www.belgard.com) for more information



TECHNICAL SPECS

- Can be installed as a gravity wall or geogrid-reinforced wall
- Weighing only 54 lbs., this 1 square foot block maximizes installation and shipping efficiencies
- Front lug design produces a 9/16" per unit setback for a 4° system batter
- Cores align for easy filling
- Top course is placed upside down to increase capping efficiency
- Ideally situated for retaining walls up to 12 feet tall
- Can be used to build gravity walls up to 3' 4" high*, including the buried course
- Minimum outside radius, measured on the top course to the front of the units: 4 feet
- Minimum inside radius, measured on the base course to the front of the units: 6 feet

*Gravity wall heights are based on project specific conditions and may be lower than this value.

QUALITY FOR LIFE


Every step of our manufacturing process incorporates rigorous research, testing and quality assurance. We demand the highest quality from each of our facilities across North America. We believe in creating world-class building products that stand the test of time. See our lifetime warranty at [Belgard.com/Warranty](https://www.belgard.com/Warranty)

Due to the natural materials in our products, colors may vary from those shown on the cut sheet. We recommend viewing actual product samples to ensure the perfect color and finish for each project.

DIAMOND PRO® AIR SMOOTH

Retaining

This innovative high-performance wall features a clean, contemporary look and is 30% lighter with efficiencies on every level.



RETAINING



STEPS



COLUMNS

PALLET INFORMATION

DIAMOND PRO® AIR SMOOTH		SQFT/ PALLET	SQFT/ LAYER	LAYER/ PALLET	UNITS/ PALLET	WEIGHT/ PALLET
WALL BLOCK	8 x 18 x 11½	45	8	5	45	2060
CAP	4 x 18 / 12 x 12	67.5 LF	-	-	54	3138
LIGHT- WEIGHT CORNER	8 x 18 x 9	54	-	-	36	2760

SHAPES & SIZES

WALL BLOCK



8 x 18 x 11½

CAP



4 x 18 / 12 x 12

LIGHTWEIGHT CORNER



8 x 18 x 9



ANTHRACITE



HICKORY



SHADED GRAY

LEARN MORE

View the product page on [Belgard.com](https://www.belgard.com) for more information



TECHNICAL SPECS

- Can be installed as a gravity wall or geogrid-reinforced wall
- Weighing only 54 lbs., this 1 square foot block maximizes installation and shipping efficiencies
- Front lug design produces a 9/16" per unit setback for a 4° system batter
- Cores align for easy filling
- Built-in handholds for easy handling
- Top course is placed upside down to increase capping efficiency
- Near-vertical geogrid-reinforced retaining walls up to 12 feet tall
- Gravity walls up to 3' 4" high*, including the buried course
- Minimum outside radius, measured on the top course to the front of the units: 4 feet
- Minimum inside radius, measured on the base course to the front of the units: 6 feet

*Gravity wall heights are based on project specific conditions and may be lower than this value.

QUALITY FOR LIFE

Every step of our manufacturing process incorporates rigorous research, testing and quality assurance. We demand the highest quality from each of our facilities across North America. We believe in creating world-class building products that stand the test of time. See our lifetime warranty at [Belgard.com/Warranty](https://www.belgard.com/Warranty)

Due to the natural materials in our products, colors may vary from those shown on the cut sheet. We recommend viewing actual product samples to ensure the perfect color and finish for each project.

DIAMOND PRO® AIR STRAIGHT

Retaining

Featuring a classic split-stone face and crisp edges, this innovative high-performance wall is 30% lighter with efficiencies on every level.



RETAINING



STEPS



COLUMNS

PALLET INFORMATION

DIAMOND PRO® AIR STRAIGHT		SQFT/ PALLET	SQFT/ LAYER	LAYER/ PALLET	UNITS/ PALLET	WEIGHT/ PALLET
WALL BLOCK	8 x 18 x 11½	40	8	5	40	2060
CAP	4 x 18 x 13	96 LF	12 LF	8	64	4155
LIGHT WEIGHT CORNER	8 x 18 x 9	54	-	-	36	2760

SHAPES & SIZES

WALL BLOCK



8 x 18 x 11½

CAP



4 x 18 x 13

LIGHT WEIGHT CORNER



8 x 18 x 9



CHARCOAL



GRAY



TAN

LEARN MORE

View the product page on **Belgard.com** for more information



TECHNICAL SPECS

- Can be installed as a gravity wall or geogrid-reinforced wall
- Weighing only 54 lbs., this 1 square foot block maximizes installation and shipping efficiencies
- Front lug design produces a 9/16" per unit setback for a 4° system batter
- Cores align for easy filling
- Built-in handholds for easy handling
- Top course is placed upside down to increase capping efficiency
- Near-vertical geogrid-reinforced retaining walls up to 12 feet tall
- Gravity walls up to 3' 4" high*, including the buried course
- Minimum outside radius, measured on the top course to the front of the units: 4 feet
- Minimum inside radius, measured on the base course to the front of the units: 6 feet

*Gravity wall heights are based on project specific conditions and may be lower than this value.

QUALITY FOR LIFE

Every step of our manufacturing process incorporates rigorous research, testing and quality assurance. We demand the highest quality from each of our facilities across North America. We believe in creating world-class building products that stand the test of time. See our lifetime warranty at **Belgard.com/Warranty**

Due to the natural materials in our products, colors may vary from those shown on the cut sheet. We recommend viewing actual product samples to ensure the perfect color and finish for each project.



BELLA



RIO



TOSCANA



VICTORIAN



MIDNIGHT

Only available in cap

LEARN MORE

View the product page on [Belgard.com](https://www.belgard.com) for more information



TECHNICAL SPECS

- Can be used to create straight or curved walls
- Rear-lip block makes installation fast and accurate
- Freestanding walls can be built up to 3 ft high, including buried course, but excluding the cap
- Gravity walls can be built up to 4 ft 6 in high, including buried course*
- Taller walls can be built using geosynthetic reinforcement when designed by a qualified engineer.
- Minimum outside radius, measured on the top course to the front of the units: 4 ft
- Minimum inside radius, measured on the base course to the front of the units: 8 ft

*Gravity wall heights are based on project specific conditions and may be lower than this value.

QUALITY FOR LIFE

Every step of our manufacturing process incorporates rigorous research, testing and quality assurance. We demand the highest quality from each of our facilities across North America. We believe in creating world-class building products that stand the test of time. See our lifetime warranty at [Belgard.com/Warranty](https://www.belgard.com/Warranty)

Due to the natural materials in our products, colors may vary from those shown on the cut sheet. We recommend viewing actual product samples to ensure the perfect color and finish for each project.

MELVILLE™ WALL

Garden | Freestanding

Distinctive smooth faces, subtle edges and clean design make this wall stand out for the modern aesthetics it provides. System is comprised of a double-sided wall unit, along with a matching cap.



FREESTANDING



GARDEN



FIRE PITS



KITCHEN



STEPS



COLUMNS

PALLET INFORMATION

MELVILLE™ WALL		SQFT/ PALLET	SQFT/ LAYER	LAYER/ PALLET	UNITS/ PALLET	WEIGHT/ PALLET
WALL UNIT	4 x 20 x 10	26.67	4.44	6	48	3120
WEDGE	4 x 9½ x 10	19	3.17	6	72	1932
CAP	2 x 20 x 13	120 LF	10 LF	12	72	3100

SHAPES & SIZES

WALL UNIT



WEDGE



CAP





ANTHRACITE



HICKORY



LINEN



RIO



VICTORIAN

LEARN MORE

View the product page on **Belgard.com** for more information



TECHNICAL SPECS

- Matching cap provides a seamless aesthetic
- Integrate cap into wall design to create depth and custom appearance (as pictured on opposite page)
- Multiple installation patterns
- Smooth face and aesthetics pair well with our pre-built Melville Series of fire and kitchen features
- Simplistic design allows for easy installation of walls and other outdoor features
- 2 foot maximum height is perfect for garden and planter walls

QUALITY FOR LIFE


Every step of our manufacturing process incorporates rigorous research, testing and quality assurance. We demand the highest quality from each of our facilities across North America. We believe in creating world-class building products that stand the test of time. See our lifetime warranty at **Belgard.com/Warranty**

Due to the natural materials in our products, colors may vary from those shown on the cut sheet. We recommend viewing actual product samples to ensure the perfect color and finish for each project.

SHELTON WALL™

Freestanding | Retaining

Exuding old world charm with its rustic finish and earth tone blends, this multi-piece wall system offers multidimensional character and installation flexibility.



FREESTANDING



RETAINING



FIRE PITS



KITCHEN



STEPS



COLUMNS

PALLET INFORMATION

SHELTON WALL™		SQFT/ PALLET	SQFT/ LAYER	LAYER/ PALLET	UNITS/ PALLET	WEIGHT/ PALLET
3-PIECE	6 x 6 / 4 x 10	26	0.83	6	60	2720
	6 x 12 / 10 x 10		1.83			
	6 x 16 / 14 x 10		2.5			
CAP	3 x 12 / 8 x 12	60 LF	10 LF	6	72	2039

SHAPES & SIZES

3-PIECE



6 x 6 / 4 x 10



6 x 12 / 10 x 10



6 x 16 / 14 x 10

CAP



3 x 12 / 8 x 12



RIO



TOSCANA



VICTORIAN

LEARN MORE

View the product page on **Belgard.com** for more information



TECHNICAL SPECS

- Multi-piece wall system for increased installation flexibility
- Ideal for small freestanding walls, parapet walls, seat benches, pilasters, columns and outdoor living environments
- Build curved or straight, freestanding or retaining walls
- Each unit can be used as an exposed end unit or a 90° corner unit for less cuts
- No patterns required for random look
- Used for gravity walls up to 2.5 feet* at a near vertical batter or 3 feet* using the 9.5 degree batter/1 inch setback per unit option.
- Taller walls can be built using geosynthetic reinforcement when designed by a qualified engineer.
- Minimum outside radius of 5 feet
- Minimum inside radius of 3 feet

*Gravity wall heights are based on project specific conditions and may be lower than this value.

QUALITY FOR LIFE


Every step of our manufacturing process incorporates rigorous research, testing and quality assurance. We demand the highest quality from each of our facilities across North America. We believe in creating world-class building products that stand the test of time. See our lifetime warranty at **Belgard.com/Warranty**

Due to the natural materials in our products, colors may vary from those shown on the cut sheet. We recommend viewing actual product samples to ensure the perfect color and finish for each project.

STEEPLE CREST™

Freestanding | Retaining

The smooth face and gently distressed edges of this multi-piece wall system add depth and variety for a modern look with a hint of old-world charm.



FREESTANDING



RETAINING



FIRE PITS



KITCHEN



STEPS



COLUMNS

PALLET INFORMATION

STEEPLE CREST™		SQFT/ PALLET	SQFT/ LAYER	LAYER/ PALLET	UNITS/ PALLET	WEIGHT/ PALLET
3-PIECE	6 x 6 / 4 x 10	26	0.83	6	60	2720
	6 x 12 / 10 x 10		1.83			
	6 x 16 / 14 x 10		2.5			
CAP	3 x 12 / 8 x 12	60 LF	10 LF	6	72	2039

SHAPES & SIZES

3-PIECE



6 x 6 / 4 x 10



6 x 12 / 10 x 10



6 x 16 / 14 x 10

CAP



3 x 12 / 8 x 12



RIO



TOSCANA



VICTORIAN

LEARN MORE

View the product page on **Belgard.com** for more information



TECHNICAL SPECS

- Multi-piece wall system for increased installation flexibility
- Ideal for small freestanding walls, parapet walls, seat benches, pilasters, columns and outdoor living environments
- Build curved or straight, freestanding or retaining walls
- Each unit can be used as an exposed end unit or a 90° corner unit for less cuts
- No patterns required for random look
- Used for gravity walls up to 2.5 feet* at a near vertical batter or 3 feet* using the 9.5 degree batter/1 inch setback per unit option.
- Taller walls can be built using geosynthetic reinforcement when designed by a qualified engineer.
- Minimum outside radius of 5 feet
- Minimum inside radius of 3 feet

*Gravity wall heights are based on project specific conditions and may be lower than this value.

QUALITY FOR LIFE


Every step of our manufacturing process incorporates rigorous research, testing and quality assurance. We demand the highest quality from each of our facilities across North America. We believe in creating world-class building products that stand the test of time. See our lifetime warranty at **Belgard.com/Warranty**

Due to the natural materials in our products, colors may vary from those shown on the cut sheet. We recommend viewing actual product samples to ensure the perfect color and finish for each project.

WESTON STONE™

Garden | Freestanding

Offering the look of tumbled cut stone, this wall block is double-sided for the design flexibility to create a wide variety of garden walls and outdoor living features.



FREESTANDING



GARDEN



FIRE PITs



KITCHEN



STEPS



COLUMNS

PALLET INFORMATION

WESTON STONE™		SQFT/ PALLET	SQFT/ LAYER	LAYER/ PALLET	UNITS/ PALLET	WEIGHT/ PALLET
UNIVERSAL	4 x 8 x 12	33.5	6.7	5	100	2899


SHAPES & SIZES

UNIVERSAL

 4 x 8 x 12



BELLA



MIDNIGHT



RIO



TOSCANA



VICTORIAN

LEARN MORE

View the product page on Belgard.com for more information



TECHNICAL SPECS

- Plantable wall designs and columns can be easily created
- Create a wide variety of custom outdoor living features including kitchens, built-in seating and fire features
- Build curved or straight walls
- Build freeform walls with minimal cuts
- Can be used to build gravity walls up to 2 feet high*, including the buried course
- Minimum outside radius, measured on the top course to the front of the units: 5 feet
- Minimum inside radius, measured on the base course to the front of the units: 3 feet

*Gravity wall heights are based on project specific conditions and may be lower than this value.

QUALITY FOR LIFE


Every step of our manufacturing process incorporates rigorous research, testing and quality assurance. We demand the highest quality from each of our facilities across North America. We believe in creating world-class building products that stand the test of time. See our lifetime warranty at Belgard.com/Warranty

Due to the natural materials in our products, colors may vary from those shown on the cut sheet. We recommend viewing actual product samples to ensure the perfect color and finish for each project.

ANGLIA EDGER®

Edger

Large edger units feature a chiseled finish and tapered edges to provide an elegant complement to driveways, walkways, patios and flower beds.



PALLET INFORMATION

ANGLIA EDGER®		LNFT/ PALLET	LNFT/ LAYER	LAYER/ PALLET	UNITS/ PALLET	WEIGHT/ PALLET
4-PIECE	5¼ x 8 x 8	69.75	2.63	3	60	2650
	5¼ x 8 x 10½		3.5			
	5¼ x 8 x 15⅝		5.2			
	5¼ x 8 x 18		11.92			

SHAPES & SIZES

4-PIECE



5¼ x 8 x 8



5¼ x 8 x 10½



5¼ x 8 x 15⅝



5¼ x 8 x 18



RIO



TOSCANA



VICTORIAN

LEARN MORE

View the product page on **Belgard.com** for more information



TECHNICAL SPECS

- Tapered ends create either curves or straight installation
- 8" height simulates natural stone curbing
- Multiple lengths offer a random look and flexible installation
- Large scale pieces create efficient installation

QUALITY FOR LIFE

Every step of our manufacturing process incorporates rigorous research, testing and quality assurance. We demand the highest quality from each of our facilities across North America. We believe in creating world-class building products that stand the test of time. See our lifetime warranty at **Belgard.com/Warranty**

Due to the natural materials in our products, colors may vary from those shown on the cut sheet. We recommend viewing actual product samples to ensure the perfect color and finish for each project.

COLUMN CAP

Cap

The polished texture of this cap combined with its modern characteristics bring style and durability to the tops of pillars and columns.




PALLET INFORMATION

COLUMN CAP		LNFT/ PALLET	LNFT/ LAYER	LAYER/ PALLET	UNITS/ PALLET	WEIGHT/ PALLET
CAP	28 x 28 x 3	-	-	-	5	1016

SHAPES & SIZES

CAP
 28 x 28 x 3



MIDNIGHT



TOSCANA



VICTORIAN

LEARN MORE

View the product page on **Belgard.com** for more information



TECHNICAL SPECS

- Contemporary detail complements a variety of wall products
- Finishing touch to columns and pillars
- Minimalist look complements a variety of architectural styles

QUALITY FOR LIFE

Every step of our manufacturing process incorporates rigorous research, testing and quality assurance. We demand the highest quality from each of our facilities across North America. We believe in creating world-class building products that stand the test of time. See our lifetime warranty at **Belgard.com/Warranty**

Due to the natural materials in our products, colors may vary from those shown on the cut sheet. We recommend viewing actual product samples to ensure the perfect color and finish for each project.

DELMARO

Coping | 60mm

Contemporary styling in a small-format size creates a clean, continuous finished look of freeform pool and step designs.



MODULAR
SIZING

PALLET INFORMATION


DELMARO		LNFT/ PALLET	UNITS/ LAYER	LNFT/ LAYER	LAYER/ PALLET	WEIGHT/ PALLET
COPING 60MM	6 x 12 x 2 ³ / ₈	54	36	18	3	1580

SHAPES & SIZES

COPING | 60MM



6 x 12 x 2³/₈



BOURBON



FOG



MIDNIGHT



PEARL

LEARN MORE

View the product page on Belgard.com for more information



TECHNICAL SPECS

- Easily follows both straight and curved pools and step edges
- Sized for freeform and radius applications difficult for larger units
- Front finished edge provides a clean waterline or tread detail
- True 3" incremental sizing compatible with all modular paver styles—look for Modular Sizing icon
- Edge detail matches Dimensions and Origins pavers for consistent transitions
- Modular dimensions simplify estimating and ordering
- Sizing and dimensions simplify installation and reduce cuts and waste

QUALITY FOR LIFE

Every step of our manufacturing process incorporates rigorous research, testing and quality assurance. We demand the highest quality from each of our facilities across North America. We believe in creating world-class building products that stand the test of time. See our lifetime warranty at Belgard.com/Warranty

Due to the natural materials in our products, colors may vary from those shown on the cut sheet. We recommend viewing actual product samples to ensure the perfect color and finish for each project.

GRAVA

Coping | 60mm

Enriched with DuraFusion Technology for enhanced texture and wear-resistance, an elongated shape and distinctive slate-inspired texture provide a striking finishing touch to pools, steps and outdoor features.



MODULAR
SIZING



DURAFUSION
TECHNOLOGY



FIRE PITS



STEP TREADS

PALLET INFORMATION

GRAVA		LNFT/ PALLET	UNITS/ LAYER	LNFT/ LAYER	LAYER/ PALLET	WEIGHT/ PALLET
COPING 60MM	36 x 15 x 2 $\frac{3}{8}$	54	3	9	6	3222

SHAPES & SIZES

COPING | 60MM



36 x 15 x 2 $\frac{3}{8}$



ASHWOOD 



CHESWICK 



IRON BAY 



NEWPORT GRAY 



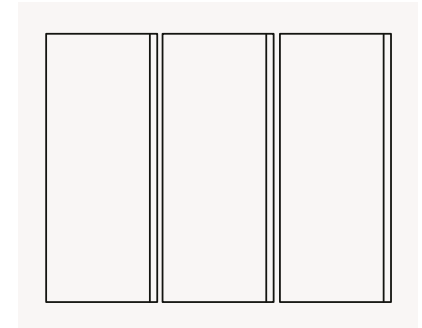
TEAK 

LEARN MORE

View the product page on **Belgard.com** for more information



PALLET LAYOUT



TECHNICAL SPECS

- Finishes straight pools, steps and wall caps with one coordinated look
- Front finished edge provides a clean waterline or tread detail
- True 3" incremental sizing compatible with all modular paver styles—look for Modular Sizing icon
- Edge detail and texture matches Origins pavers for consistent transitions
- Modular dimensions simplify estimating and ordering
- Sizing and dimensions simplify installation and reduce cuts and waste
- Large format, DuraFusion coping option for ultra premium finish

DuraFusion™ Technology

A bold, vibrant finish with a smoother, tighter texture.

QUALITY FOR LIFE

Every step of our manufacturing process incorporates rigorous research, testing and quality assurance. We demand the highest quality from each of our facilities across North America. We believe in creating world-class building products that stand the test of time. See our lifetime warranty at **Belgard.com/Warranty**

Due to the natural materials in our products, colors may vary from those shown on the cut sheet. We recommend viewing actual product samples to ensure the perfect color and finish for each project.

LANDINGS™

Step Unit

The chiseled look of quarried limestone on the step tread and rise adds grand style to landscape level changes, while the smooth face of the remaining sides allows for greater design flexibility.



PALLET INFORMATION

LANDINGS®		LNFT/ PALLET	LNFT/ LAYER	LAYER/ PALLET	UNITS/ PALLET	WEIGHT/ PALLET
STEP	6 x 48 x 18	24	8	3	6	2565

SHAPES & SIZES

STEP

 6 x 48 x 18



MIDNIGHT



GRAY



VICTORIAN

LEARN MORE

View the product page on [Belgard.com](https://www.belgard.com) for more information



TECHNICAL SPECS

- Double-sided texture and two unique faces on the rise allow steps to be rotated for optimal aesthetics
- Smooth sides allow steps to be placed side by side for longer treads
- Granite-like texture on tread surface
- Even bottom and consistent size offer installation ease
- Palletized for easy removal by skid-steer loader
- Dry-cast production provides consistent color throughout unit
- Riser faces are uniquely designed to nest together, creating an optional landing with a narrow joint

QUALITY FOR LIFE


Every step of our manufacturing process incorporates rigorous research, testing and quality assurance. We demand the highest quality from each of our facilities across North America. We believe in creating world-class building products that stand the test of time. See our lifetime warranty at [Belgard.com/Warranty](https://www.belgard.com/Warranty)

Due to the natural materials in our products, colors may vary from those shown on the cut sheet. We recommend viewing actual product samples to ensure the perfect color and finish for each project.

MARINA™

Coping | 60mm

The smooth surface texture and refined, rounded edges make this bullnose coping a classic finishing touch to enhance pools and a variety of outdoor features.



PALLET INFORMATION

MARINA™ COPING		LNFT/ PALLET	LNFT/ LAYER	LAYER/ PALLET	UNITS/ PALLET	WEIGHT/ PALLET
60MM	6 x 12 x 2 ³ / ₈	42	21	2	84	1155

SHAPES & SIZES


60MM



6 x 12 x 2³/₈



BELLA



MIDNIGHT



HICKORY



RIO



SCANDINA GRAY



SEPIA



SHADED GRAY



TOSCANA



VICTORIAN

LEARN MORE

View the product page on **Belgard.com** for more information



TECHNICAL SPECS

- Rounded edges protect feet and hands when getting out of a pool or going up and down steps
- Provides a finished edge that blends seamlessly with patios and pool decks
- Helps pool or spa hold its shape by keeping walls straight and rigid, and protects surrounding area from water damage
- Can be used to provide a finishing touch to steps, planters, walkways, and terraced patios

QUALITY FOR LIFE

Every step of our manufacturing process incorporates rigorous research, testing and quality assurance. We demand the highest quality from each of our facilities across North America. We believe in creating world-class building products that stand the test of time. See our lifetime warranty at **Belgard.com/Warranty**

Due to the natural materials in our products, colors may vary from those shown on the cut sheet. We recommend viewing actual product samples to ensure the perfect color and finish for each project.

MELVILLE™

Curb


The smooth, contemporary finish complements any outdoor space with an elongated shape and flexible installation options for a unique finishing touch.



PALLET INFORMATION

MELVILLE™ CURB		LNFT/ PALLET	LNFT/ LAYER	LAYER/ PALLET	UNITS/ PALLET	WEIGHT/ PALLET
CURB	4 x 24 x 6½	96	24	4	48	2480

SHAPES & SIZES



4 x 24 x 6½



BOURBON



FOG

LEARN MORE

View the product page on **Belgard.com** for more information



TECHNICAL SPECS

- Perfect complement for oversized slabs and pavers
- Elegant finishing touch for driveways, walkways and gardens
- Pairs well with Melville pavers, walls and fire features
- Bury the course for low-profile curbing or lay at full height for a more dimensional look



MIDNIGHT



PEARL



TOSCANA



VICTORIAN

QUALITY FOR LIFE


Every step of our manufacturing process incorporates rigorous research, testing and quality assurance. We demand the highest quality from each of our facilities across North America. We believe in creating world-class building products that stand the test of time. See our lifetime warranty at **Belgard.com/Warranty**

Due to the natural materials in our products, colors may vary from those shown on the cut sheet. We recommend viewing actual product samples to ensure the perfect color and finish for each project.

MODENA

Coping | 60mm

Enriched with DuraFusion Technology for enhanced texture and wear-resistance, a modern elongated shape and elegantly smooth face provide a graceful finishing touch to pools, steps and outdoor features.



AVAILABLE SPRING 2026



MODULAR
SIZING



DURAFUSION
TECHNOLOGY



FIRE PITS



STEPS

PALLET INFORMATION


MODENA		LNFT/ PALLET	UNITS/ LAYER	LNFT/ LAYER	LAYER/ PALLET	WEIGHT/ PALLET
COPING 60MM	36 x 15 x 2 3/8	54	3	9	6	3222

SHAPES & SIZES

COPING | 60MM



36 x 15 x 2 3/8



ANTHRACITE 



HICKORY 



SCANDINA GRAY 



SEPIA 



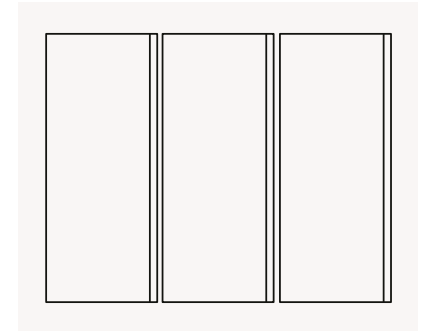
SHADED GRAY 

LEARN MORE

View the product page on [Beldgard.com](https://Belgard.com) for more information



PALLET LAYOUT



TECHNICAL SPECS

- Finishes straight pools, steps and wall caps with one coordinated look
- Front finished edge for a clean waterline or tread detail
- True 3" incremental sizing compatible with all modular paver styles—look for Modular Sizing icon
- Edge detail matches Dimensions and Origins pavers for consistent transitions
- Modular dimensions simplify estimating and ordering
- Sizing and dimensions simplify installation and reduce cuts and waste
- Large format, DuraFusion coping option for ultra premium finish



DuraFusion™ Technology

A bold, vibrant finish with a smoother, tighter texture.

QUALITY FOR LIFE

Every step of our manufacturing process incorporates rigorous research, testing and quality assurance. We demand the highest quality from each of our facilities across North America. We believe in creating world-class building products that stand the test of time. See our lifetime warranty at [Beldgard.com/Warranty](https://Belgard.com/Warranty)

Due to the natural materials in our products, colors may vary from those shown on the cut sheet. We recommend viewing actual product samples to ensure the perfect color and finish for each project.

BELGARD®

AN OLDCASTLE® APG OUTDOOR BRAND


FONTANA
10714 Poplar Ave
Fontana, CA 92337
Ph: 909-355-6422

© 2026 Oldcastle® APG, Inc. All Rights Reserved. BEL25-D-555450 | Pacific Fontana | Revised 01/2026

ARTFORMS™

Modular Panel System

Innovative large-format modular panels offer contemporary lines and the versatility to create unlimited architectural features for outdoor living spaces.



PALLET INFORMATION

ARTFORMS™		SQFT/ PALLET	SQFT/ LAYER	LAYER/ PALLET	UNITS/ PALLET	WEIGHT/ PALLET
OPEN END	18 x 36 x 3	81	9	9	9	2745
CLOSE END	18 x 36 x 3				9	
OPEN END	6 x 36 x 3	31.5	10.5	3	3	1095
CLOSE END	6 x 36 x 3				18	

SHAPES & SIZES

18 X 36



18 x 36 x 3

Pallets contain both open and close ended units

6 X 36



6 x 36 x 3

Pallets contain both open and close ended units

INSTALLATION HARDWARE*



ANCHOR SLIDE & NUT
50 units per box



JOINING PLATE
10 units per box



OUTER CORNER
10 units per box



INNER CORNER
10 units per box



STRETCHER
10 units per box

*Installation hardware is sold separately



ANTHRACITE



HICKORY



SCANDINA GRAY



SHADED GRAY

LEARN MORE

View the product page on **Belgard.com** for more information



TECHNICAL SPECS

- Large format high-strength concrete panels
- Mechanically fastened with stainless steel hardware
- Ideal for outdoor living projects of all sizes
- Suitable for rooftop applications
- Efficient installation with minimal waste
- Minimal disruption for property owner
- Easily added to existing projects
- Endless design possibilities for outdoor living features including seat walls, fire and water features, planters, and outdoor kitchens

QUALITY FOR LIFE


Every step of our manufacturing process incorporates rigorous research, testing and quality assurance. We demand the highest quality from each of our facilities across North America. We believe in creating world-class building products that stand the test of time. See our lifetime warranty at **Belgard.com/Warranty**

Due to the natural materials in our products, colors may vary from those shown on the cut sheet. We recommend viewing actual product samples to ensure the perfect color and finish for each project.

MELVILLE™

Fire Pit

Special wedge-shaped blocks of our smooth-faced Melville Wall create this circular fire pit to perfectly complement our Melville Series of walls and outdoor features.



ROUND FIRE PIT

- 54 $\frac{3}{8}$ " outside diameter
- 34 $\frac{3}{8}$ " inside diameter
- Stacks 4 rows high
- Cap sold separately, special order
- Elements inserts sold separately
- Pallet Weight: 1932

SHAPES & SIZES

WEDGE



4 x 9 $\frac{1}{2}$ x 10

FIRE INSERT



Item #70580597
Elements 34" Smoke-less
Wood Fire Pit Insert

GAS INSERT



Item #70585063
Elements 34" Round Gas
Fire Pit Burner Kit



ANTHRACITE



HICKORY



LINEN



RIO



SHADED GRAY



VICTORIAN

LEARN MORE

View the product page on **Belgard.com** for more information



TECHNICAL SPECS

- Special wedge-shaped blocks of Melville Wall
- Coordinates with the Melville Series of kitchen and fire features
- Pallet includes all blocks needed to complete circular fire pit

QUALITY FOR LIFE

Every step of our manufacturing process incorporates rigorous research, testing and quality assurance. We demand the highest quality from each of our facilities across North America. We believe in creating world-class building products that stand the test of time. See our lifetime warranty at **Belgard.com/Warranty**

Due to the natural materials in our products, colors may vary from those shown on the cut sheet. We recommend viewing actual product samples to ensure the perfect color and finish for each project.

WESTON STONE™

Fire Pit Kit

With the look of tumbled cut stone, this fire pit makes a beautiful addition to any outdoor living space and is the ideal complement to projects with Weston Stone walls.



ROUND FIRE PIT

- 48" outside diameter
- 32" Inside Diameter
- Stacks 3 rows high
- Fire ring insert is included.
- Pallet Weight: 1025

SHAPES & SIZES

UNIT



4 x 8 x 8

FIRE RING INSERT





TOSCANA



VICTORIAN

LEARN MORE

View the product page on [Belgard.com](https://www.belgard.com) for more information



TECHNICAL SPECS

- Quick and easy to assemble with all needed wall units on a single pallet
- A beautiful complement to projects with Weston Stone™ walls
- Can easily be converted to gas-burning with insert (sold separately)

QUALITY FOR LIFE

Every step of our manufacturing process incorporates rigorous research, testing and quality assurance. We demand the highest quality from each of our facilities across North America. We believe in creating world-class building products that stand the test of time. See our lifetime warranty at [Belgard.com/Warranty](https://www.belgard.com/Warranty)

Due to the natural materials in our products, colors may vary from those shown on the cut sheet. We recommend viewing actual product samples to ensure the perfect color and finish for each project.

ENHANCED OUTDOOR LIVING

COMPLETE THE VISION

Appliances & Accents



WANT MORE
KITCHEN, FIRE OR
WATER FEATURES?

ElementsHome.com



FIRE PITS & BOWLS

Artisan fire features and planters to enhance the style of any space.



Artisan Cast Stone
Rectangle Fire Pit



Artisan Cast Stone
Square Bowl




FIRE PIT INSERTS

Burner kits and inserts for easy installation of fire features.



Elements Round Gas
Fire Pit Burner Kit



Smoke-less
Fire Pit Insert

ARTFORMS™ + ELEMENTS™

Our Artforms™ Modular Panel System is designed to work seamlessly with Elements™ appliances and accessories for the efficient installation of contemporary outdoor kitchens and living rooms.

Pro Tip

Set yourself up for repeat business by phasing projects: Start with a patio now—add a kitchen next season!



OUTDOOR COOKING (carts available for freestanding options)

Gourmet cooking appliances for outfitting outdoor kitchens with grills, burners, smokers and more.



Elements Blue Diamond Kamado



Elements Griddle



Elements Pro Built-In Grill

OUTDOOR KITCHEN STORAGE

Storage and refrigeration for enhancing functionality.



Elements 2-Bin Trash Door



Elements Double Drawers



Elements 22" Outdoor Refrigerator



BELGARD
PAVES THE WAY

BELGARD
PAVES THE WAY

BELGARD
PAVES THE WAY

OLDCASTLE

RESOURCES FOR EVERY STEP

EXPLORE LAYING PATTERNS,
DESIGN TOOLS, AND BUSINESS
RESOURCES THAT MAKE EVERY
PROJECT EASIER AND EVERY
RESULT EXCEPTIONAL



EXPLORE THE 2026

COLOR OFFERINGS

With so many shades, hues and variations, we've made it easy to create the exact aesthetic and personality to fit each vision.

*Available in Pavers Only **Available in Walls Only

Solid Colors

Products with a consistent color tone throughout are primarily used for design accents or to create a neutral backdrop.



PEARL*




GRAY



FOG*



FOUNDRY



MIDNIGHT



ROSEWOOD*



BOURBON*



LINEN



TAN**

Tone-on-Tone Colors

Subtle shifts in shade and tone within the same color family are often used to create a contemporary look.



SCANDINA GRAY*



SHADED GRAY*



ANTHRACITE



HICKORY



SEPIA*

Due to the natural materials in our products, colors may vary from those shown in our catalog. We recommend viewing actual product samples to ensure the perfect color and finish for each project.

Blended Colors

Blends of three or more complementary or contrasting colors create a more dramatic look.



CHESWICK*



RIO



NEWPORT GRAY*



VICTORIAN



IRON BAY*



BELLA



TEAK*



TOSCANA



AUTUMN*



ASHWOOD*



MONTECITO*



GO BEYOND COLOR

Discover how color is just the beginning. Explore **Belgard.com** for endless inspiration and complete your outdoor living vision with local products.

Precautionary Statement and California Proposition 65 Warning

PRODUCT IDENTIFIER (NAME AND CODE)

Manufactured Concrete Product
IDENTIFICADOR DEL PRODUCTO
(NOMBRE Y CODIGO)

Producto de Concreto Fabricado

SUPPLIER/PROVEEDOR

Oldcastle APG, Inc./
Oldcastle Lawn & Garden, Inc.
400 Perimeter Center Terrace NE, Suite 1000
Atlanta, GA 30346
800-899-8455

PRECAUTIONARY STATEMENTS (GHS-US)

Do not eat, drink or smoke when using this product. Wash hands thoroughly after handling. Contaminated work clothing must not be allowed out of the workplace. Obtain special instructions before use. Do not handle until all safety precautions have been read and understood. Wear proper protective gloves/protective clothing/eye protection/face protection. Use only outdoors or in a well-ventilated area. Do not breathe dust. If exposed or concerned: Get medical advice/attention. If on skin: Wash with plenty of water. Take off contaminated clothing and wash it before reuse. If skin irritation or rash occurs: Get medical advice/attention. If in eyes: Rinse cautiously with water for several minutes. Remove contact lenses, if present and easy to do. Continue rinsing. If eye irritation persists: Get medical advice/attention. If inhaled: Remove person to fresh air and keep comfortable for breathing. Call a poison center/doctor if you feel unwell. Dispose of unused or unwanted concrete products in accordance with all local, regional, national and international regulations.

ANUNCIOS DE PRECAUCION (GHS-US)

No comer, beber o fumar mientras se maneja este producto. Lávese bien las manos después del manejo de este producto. No se permite sacar la ropa de trabajo contaminada fuera del trabajo. Obtenga instrucciones especiales antes de uso. No usar antes de haber leído y comprendido todas las precauciones de seguridad. Usar guantes protectores, calzado de protección, protección respiratoria, ropa de protección, protección para los ojos y cara cuando usted este usando este producto. Utilizar únicamente en exteriores o en lugares bien ventilados. No respire el polvo. Si se expone o tiene preguntas: consulte a un médico. Contacto con la piel: Lavarse con abundante agua. Quitarse la ropa contaminada y lavarla antes de usarla nuevamente. Si se produce irritación de la piel o sarpullido: Consulte a un médico. Contacto con los ojos: Enjuagarse cuidadosamente con agua durante varios minutos. Si lleva y es fácil de hacer, quítelos los lentes de contacto. Continúe con el enjuague. Si la irritación ocular persiste: Consulte a un médico. Si se inhala: Trasladar a la persona afectada al aire libre y mantenerla en posición cómoda para respirar. Si no se siente bien, llame a un centro de envenenamiento o a un médico. Deshágase de los productos de concreto no utilizados o no deseados de acuerdo con todas las normas locales, regionales, nacionales e internacionales.



SIGNAL WORD (GHS-US)

Danger

PALABRA DE ADVERTENCIA (GHS-US)

Peligro

HAZARD STATEMENTS (GHS-US)

May cause skin irritation. May cause serious eye irritation. May cause an allergic skin reaction. Respirable dust may contain crystalline silica, known to cause cancer. May cause respiratory irritation. Causes damage to lungs through prolonged or repeated exposure.

ANUNCIOS DE PELIGROS (GHS-US)

Puede causar irritación de la piel. Puede provocar irritación ocular grave. Puede causar una reacción alérgica en la piel. El polvo que se respira puede contener sílice cristalina, conocido por causar cáncer. Puede causar irritación respiratoria. Provoca daños en los pulmones después de exposición prolongada o repetida.

WARNING: This product can expose you to chemicals including Crystalline Silica, which is known to the State of California to cause cancer, and Cadmium, which is known in the State of California to cause birth defects or other reproductive harm. For more information, go to www.P65Warnings.ca.gov



ADVERTENCIA: Este producto puede exponerle a productos químicos incluyendo sílice, cristalino (partículas aerotransportadas de tamaño respirable), que es conocido por el estado de California para causar cáncer. Para más información vaya a www.P65Warnings.ca.gov

PAVER TECHNOLOGY GUIDE

OPTIONS THAT PERFORM FOR EVERY LIFESTYLE

Choose textures and tones for the desired look, with performance engineered for how the space will be used. No matter the climate or site conditions, the right paver technology stands up to everyday life and delivers lasting style.

The Right Paver Technology for the Right Project, Every Time.



Core Mix

A staple in outdoor patio design, offering consistent color through the whole paver to minimize wear.



DuraFusion™

Ideal for design-forward projects and regions with harsh or unpredictable weather.



DURAFUSION
Papyrus



DURAFUSION
Dimensions Slab




CORE MIX
Geometric Shapes

DURAFUSION
Dimensions 6 x 9

CORE MIX
Dimensions 12 x 24

DURAFUSION
Brooklyn



CORE MIX
Origins 18



DURAFUSION
Origins 12

DURAFUSION
Brooklyn

PROTECT THEIR INVESTMENT

MAINTENANCE & PROTECTION

For 40 years, Techniseal® products have been trusted by residential and commercial hardscape installers. As a one-stop shop, Belgard offers Techniseal sealers, adhesives and edging to achieve long-lasting results.



WANT MORE
PRODUCT OPTIONS?

Belgard.com/Techniseal



REMOVE STAINS

Tackle tough surface stains with specially formulated stain removers.



Rust stain
remover



Dirt & grease
stain remover

ELIMINATE EFFLORESCENCE

Maintain and restore the beauty of your hardscape surfaces.



Paver restorer
removes haze
created by some
polymeric sands



Paver Prep dislodges
efflorescence and
ground-in dirt

PREVENT WEEDS & EROSION

Enhance aesthetics, durability and stability of paver projects.



The smart choice
for everyday
installations



High-performance,
the only real
no-haze, no-dust
alternative



Maintenance Tip

Allow pavers to cure prior to sealant application. Discuss with your representative, as cure time varies by climate. Maintain the long-term beauty of pavers by cleaning and resealing every 3 to 5 years.



STAIN RESISTANCE

Protect pavers or enhance color with top quality sealers.



Natural look with matte finish, preserves the natural beauty of pavers

Color Boost CB+ matte finish, enhances the color of pavers

ENHANCE STABILITY

NextGel™ technology ensures stability of patios and walkways.



Fortified hardscape concrete edging

SUPERIOR STRENGTH

Bond construction materials 50% faster (8-minute bond time).



Hardscape foam adhesive

PARTNERING FOR YOUR SUCCESS

BELGARD AUTHORIZED CONTRACTOR PROGRAM



**SIGN UP
TODAY**

[Beldgard.com/Pro](https://Belgard.com/Pro)



✓ **Exclusive Sales Tools**

Win more jobs with custom resources.

✓ **Priority Leads**

Get homeowner inquiries first.

✓ **Homeowner Financing**

Offer flexible payment options.

✓ **VIP Events**

Network and learn at exclusive gatherings.



GROW YOUR BUSINESS WITH BELGARD

BUILD SKILLS. BOOST PROFITS. DRIVE SUCCESS.

Hands-On Learning

Master hardscape techniques and trends through interactive sessions.

Industry Certifications

Earn credentials that build trust and set you apart.

Networking That Counts

Connect with pros, share ideas, and grow partnerships.

Flexible Learning Options

Learn in person or online—anytime, anywhere.



**FIND
TRAINING**

[Beldgard.com/Training](https://Belgard.com/Training)



**BUILD MORE, EARN MORE
WITH BELGARD.**

Oldcastle® APG Partner Rewards is a contractor loyalty program that not only provides rewards for your purchases across numerous Oldcastle® APG brands, it also opens the door for opportunities to grow your business. Let's build your business together.



— Oldcastle[®]APG —
**PARTNER
REWARDS**

**ENROLL
TODAY**

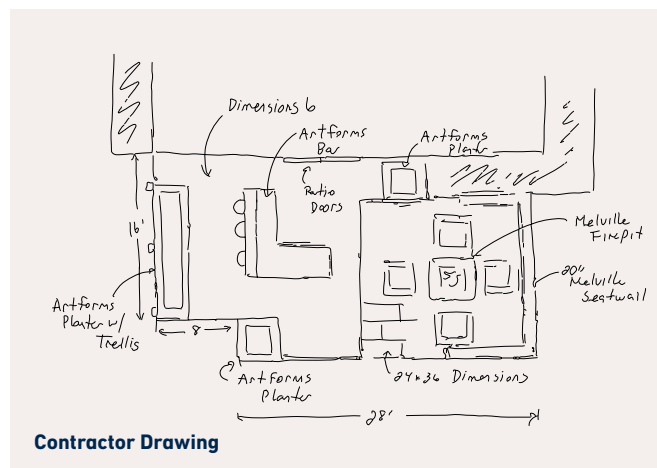
OldcastlePartnerRewards.com



CLOSE SALES FASTER

BELGARD DESIGN STUDIO

Showing homeowners a clear vision of their project is key to closing the deal. Belgard Design Studio gives you customizable templates and augmented reality tools that make it easy for clients to picture their finished space. By helping them see the design come to life, you remove hesitation and give them the confidence to say yes.




BELGARD DESIGN STUDIO

Turn your personal photos & sketches into customized 3D digital renderings.



[Belgard.com/DesignStudio](https://belgard.com/DesignStudio)




BELGARD RESOURCES

ARTFORMS IDEA BOOK



ARTFORMS IDEA BOOK - SPANISH



INSTALLATION GUIDE

FIND YOUR SALES REP

Need help with designs?



[Belgard.com/Rooms](https://www.belgard.com/Rooms)

Browse hundreds of pre-designed outdoor living spaces that simplify planning, design, and installation for your dream backyard.

- Create sharable collections of favorite designs
- Customize layouts and materials with Design Studio
- Get full plans with materials lists



INCLUDING
AUGMENTED
REALITY!




LAYING PATTERNS


AutoCAD® hatch pattern files can be downloaded from belgard.com for use in architectural drawings.

Brooklyn™

Running Bond | 100% 3 x 9




Basket Weave | 100% 3 x 9



Charlestone™

Running Bond | 25% 6 x 6, 33% 6 x 9, 42% 6 x 12



Important
Note


Some patterns may not necessarily reflect the percentages of stone sizes within a particular pallet. In some cases you may have extras in one or more of the sizes. **This must be accounted for in your planning and design.**

Important Note


Some patterns may not necessarily reflect the percentages of stone sizes within a particular pallet. In some cases you may have extras in one or more of the sizes. **This must be accounted for in your planning and design.**

Dimensions™ 6 | Origins™ 6


3-Piece



Herringbone



Running Bond




Important Note

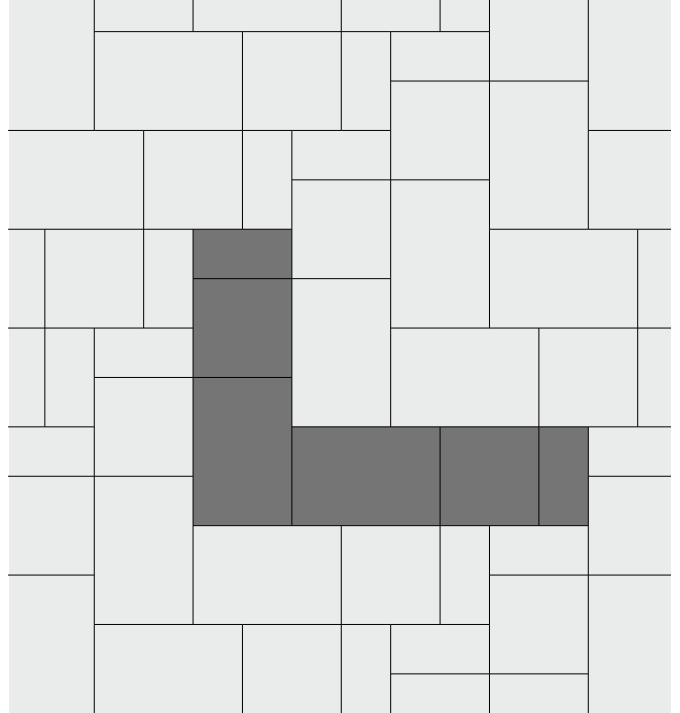
Some patterns may not necessarily reflect the percentages of stone sizes within a particular pallet. In some cases you may have extras in one or more of the sizes. **This must be accounted for in your planning and design.**

Dimensions™ 12 | Origins™ 12


3-Piece



Herringbone



Running Bond




*Important
Note*


Some patterns may not necessarily reflect the percentages of stone sizes within a particular pallet. In some cases you may have extras in one or more of the sizes. **This must be accounted for in your planning and design.**

Dimensions™ 18 | Origins™ 18 | Papyrus™ 18


Pattern A



Pattern B



Pattern C




Important Note

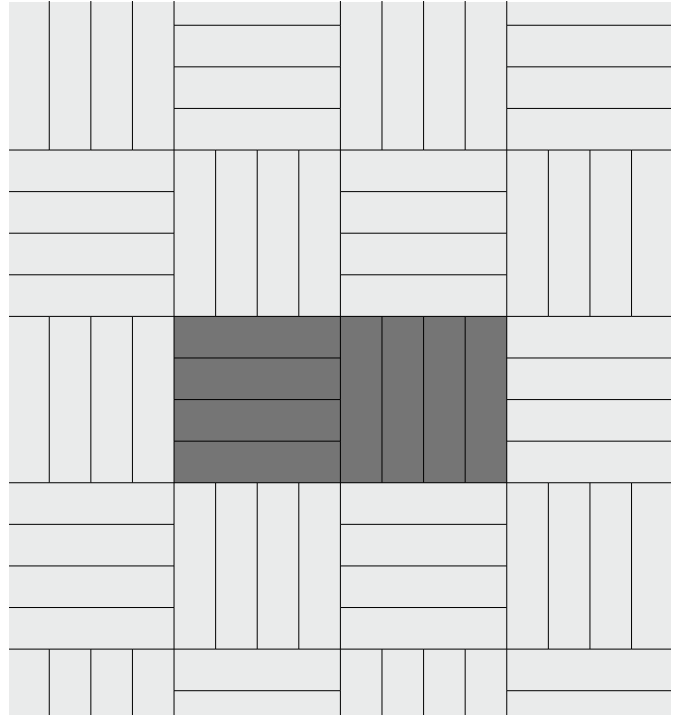
Some patterns may not necessarily reflect the percentages of stone sizes within a particular pallet. In some cases you may have extras in one or more of the sizes. **This must be accounted for in your planning and design.**

Dimensions™ Paver


Running Bond | 100% 3 x 12




Basket Weave | 100% 3 x 12



Herringbone | 100% 3 x 12



Running Bond | 100% 6 x 9




Important Note


Some patterns may not necessarily reflect the percentages of stone sizes within a particular pallet. In some cases you may have extras in one or more of the sizes. **This must be accounted for in your planning and design.**

Dimensions™ Paver


Basket Weave | 100% 6 x 9




Herringbone | 100% 6 x 9



Running Bond | 100% 6 x 12



Herringbone | 100% 6 x 12




Important Note


Some patterns may not necessarily reflect the percentages of stone sizes within a particular pallet. In some cases you may have extras in one or more of the sizes. **This must be accounted for in your planning and design.**

Dimensions™ Slab

Stack Bond | 100% 12 x 24




Running Bond | 100% 12 x 24




Geometric Shapes

Hexagon | 100% 10 $\frac{1}{2}$ x 12



Diamond | 100% 12 x 12




Important Note


Some patterns may not necessarily reflect the percentages of stone sizes within a particular pallet. In some cases you may have extras in one or more of the sizes. **This must be accounted for in your planning and design.**

Holland Stone


Running Bond | 100% 4 x 8



Herringbone | 100% 4 x 8



Basket Weave | 100% 4 x 8




Important Note

Some patterns may not necessarily reflect the percentages of stone sizes within a particular pallet. In some cases you may have extras in one or more of the sizes. **This must be accounted for in your planning and design.**


Aqua Dublin®

Mechanical Install | 21% 3½ x 6⅞, 23% 6⅞ x 6⅞, 56% 10¼ x 6⅞




Aqualine™

Running Bond | 100% 4½ x 9




Avalon Slate™ | Catalina Grana®

Pattern A | 25% 6 x 12, 25% 9 x 12, 50% 12 x 12



Pattern B | 25% 6 x 12, 25% 9 x 12, 50% 12 x 12




Important Note

Some patterns may not necessarily reflect the percentages of stone sizes within a particular pallet. In some cases you may have extras in one or more of the sizes. **This must be accounted for in your planning and design.**

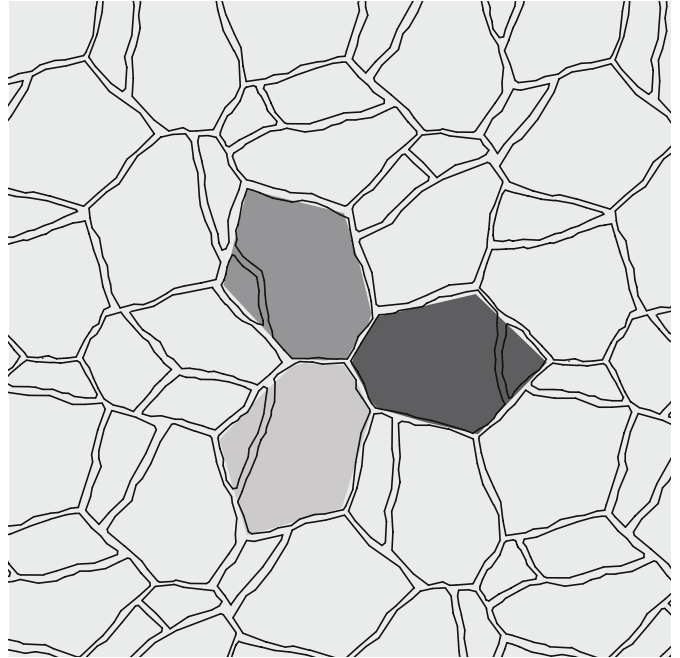
Cambridge Cobble®

Pattern A | 25% 6 x 6, 75% 6 x 9




Mega-Arbel®

Cloverleaf | 100% 15³/₈ x 21




Melville™ Plank

Pattern A | 25% 5 x 11¹³/₁₆, 33% 5 x 15³/₄, 42% 5 x 19¹¹/₁₆



Pattern C | 10% 5 x 11¹³/₁₆, 13% 5 x 15³/₄, 17% 5 x 19¹¹/₁₆, 15% 7¹/₂ x 11¹³/₁₆, 20% 7¹/₂ x 15³/₄, 25% 7¹/₂ x 19¹¹/₁₆



Every Outdoor Possibility. One Trusted Partner.

Complete solutions to simplify how pros design and deliver outstanding spaces.

RDI®
Railing

SAKRETE®
Bagged Concrete

PEBBLETEC®
Pool Finishes

MOISTURESHIELD®
Composite Decking



CATALYST™
Fencing

FREESTYLE™
Shade & Privacy

ELEMENTS™
Outdoor Cooking

TECHNISEAL®
Finish & Protect

BELGARD®
Hardscapes



Oldcastle® APG
A CRH COMPANY

Oldcastle® APG transforms how pros approach outdoor projects with integrated hardscape, decking, fencing and railing solutions backed by the expertise and resources of one powerful partner. The result is streamlined planning, smoother installs and elevated spaces that help more clients Live Well Outside.

OldcastleAPG.com

BELGARD®

AN OLDCASTLE® APG OUTDOOR BRAND

BELGARD.COM

© 2026 Oldcastle® APG, Inc. All Rights Reserved. BEL25-D-555450 | Pacific Fontana | Revised 01/2026