



**BELGARD**  
PAVES THE WAY™

# ARTFORMS™

MODULAR PANEL SYSTEM




























## IDEA BOOK



# TABLE OF CONTENTS

BELGARD® | PAVES THE WAY®

1.  BENCH & PLANTER	6.  LONG BBQ	11.  LARGE COUNTER	16.  RECESSED RECTANGULAR GAS FIRE PIT	21.  PRIVACY WALL WITH BENCH
2.  CORNER BENCH & PLANTER	7.  L-SHAPE BBQ	12.  LUXURY COUNTER & BAR	17.  RECTANGULAR GAS FIRE PIT	22.  PRIVACY WALL WITH PLANTER
3.  BENCH & VERTICAL PLANTER	8.  CORNER BBQ & PIZZA GRILL	13.  RECESSED WOOD FIRE PIT	18.  SQUARE PLANTER	23.  PRIVACY WALL WITH VERTICAL PLANTER
4.  SMALL BBQ	9.  BBQ WITH LUXURY COUNTER & BAR	14.  RECESSED GAS FIRE PIT	19.  RECTANGULAR PLANTER	24.  RAISED GARDEN
5.  MEDIUM BBQ	10.  COUNTER & BAR	15.  GAS FIRE PIT	20.  VERTICAL PLANTER	25.  CORNER MULTILEVEL RAISED GARDEN



# TABLE OF CONTENTS

BELGARD® | PAVES THE WAY®

26.



MULTILEVEL RAISED GARDEN

28.



L-SHAPE BENCH WITH  
VERTICAL PLANTER

30.



HIGH TOP GAS FIREPIT

27.



FIREPLACE WITH BENCH  
& WOOD PERGOLA

29.



BBQ WITH BENCH &  
VERTICAL PLANTER

31.



CORNER BENCH & FIRE PIT



SCAN HERE  
TO SEE SOME OF  
THESE BUILDS IN  
BELGARD ROOMS



BELGARD  
**ROOMS**

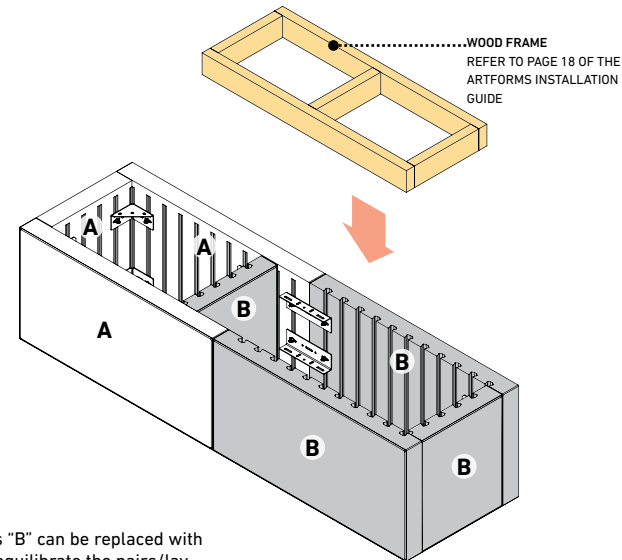
**NEW WAYS**  
TO TRANSFORM YOUR SPACE

# 1. BENCH & PLANTER

BELGARD® | PAVES THE WAY™

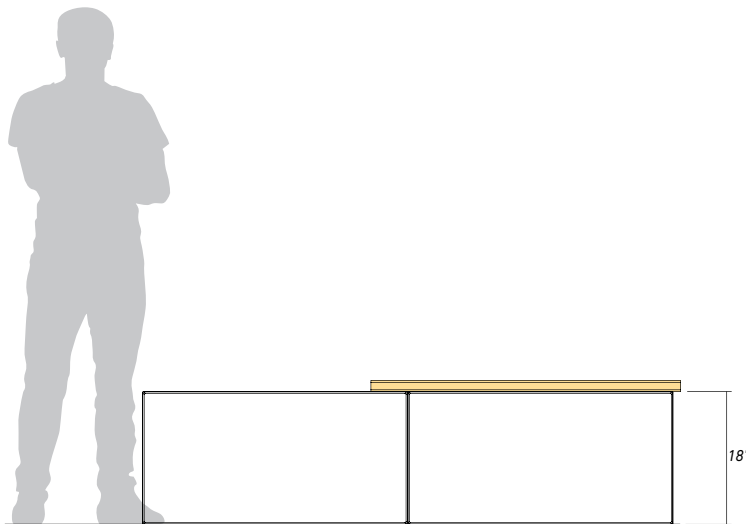


INTERIOR VIEW

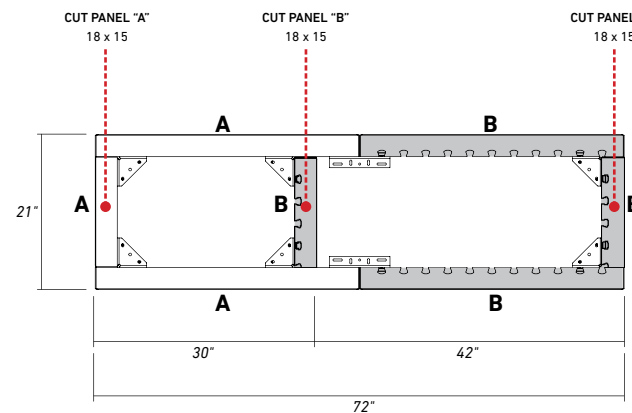


**NOTE :** Panels "B" can be replaced with panels "A" to equilibrate the pairs/layers. Panels "A" can't be replaced by the panels "B".

FRONT VIEW



TOP VIEW



## REQUIRED PANELS

CLOSED END A 18 x 36 PANEL	3x
A OR B 18 x 36 PANEL	3x
CLOSED END C 6 x 36 PANEL	0x
C OR D 6 x 36 PANEL	0x

**IMPORTANT:** 18 x 36 panels are sold in pair/layer or in full pallet only. 6 x 36 panels are sold per unit or in layer or in full pallet.

## REQUIRED HARDWARE

ANCHOR SLIDE AND NUT	32x
JOINING PLATE	4x
OUTER CORNER	12x
INNER CORNER	0x
STRETCHER	0x

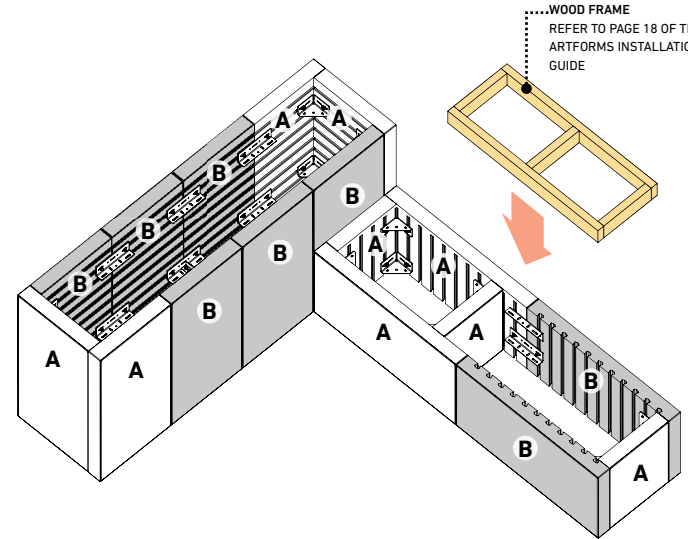
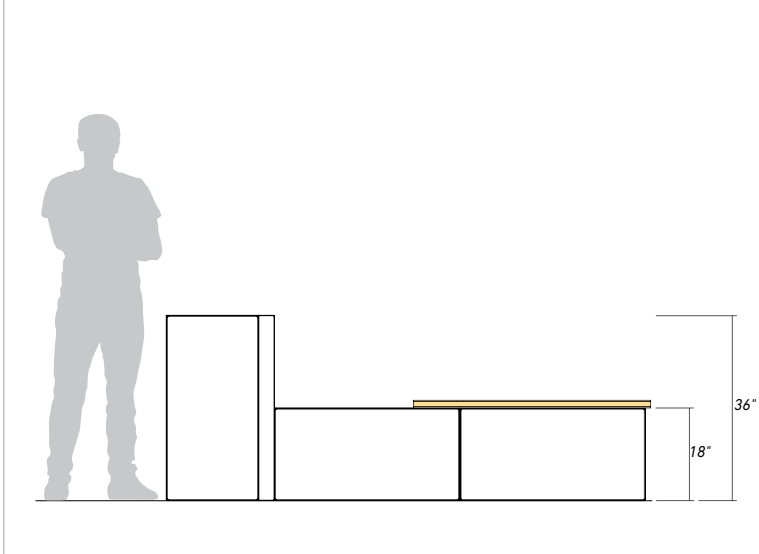
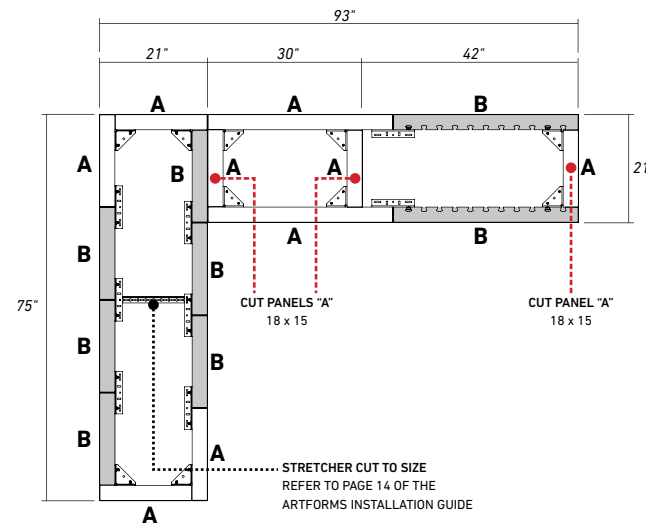
**TOTAL WEIGHT**  
(PANELS & HARDWARE) **801 Lbs**

**IMPORTANT:** Refer to page 23 of the ARTFORMS INSTALLATION GUIDE about the installation of geotextile in planter box. Contact experts/engineers to validate the base preparation, the drainage, the plants & roots growth/management.

ARTFORMS™ PANEL SYSTEM



# CORNER BENCH & PLANTER


**INTERIOR VIEW**

**FRONT VIEW**

**TOP VIEW**

**REQUIRED PANELS**

CLOSED END 18 x 36 PANEL	<b>8x</b>
A OR B 18 x 36 PANEL	<b>8x</b>
CLOSED END 6 x 36 PANEL	<b>0x</b>
C OR D 6 x 36 PANEL	<b>0x</b>

**IMPORTANT:** 18 x 36 panels are sold in pair/layer or in full pallet only. 6 x 36 panels are sold per unit or in layer or in full pallet.

**REQUIRED HARDWARE**

ANCHOR SLIDE AND NUT	<b>74x</b>
JOINING PLATE	<b>16x</b>
OUTER CORNER	<b>20x</b>
INNER CORNER	<b>0x</b>
STRETCHER	<b>1x</b>

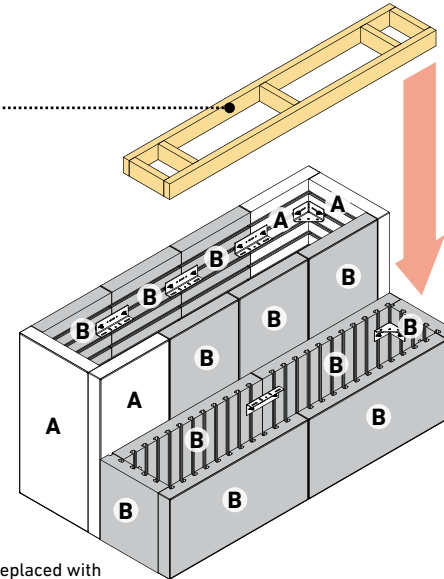
**IMPORTANT:** Refer to page 23 of the ARTFORMS INSTALLATION GUIDE about the installation of geotextile in planter box. Contact experts/engineers to validate the base preparation, the drainage, the plants & roots growth/management.

# BENCH & VERTICAL PLANTER



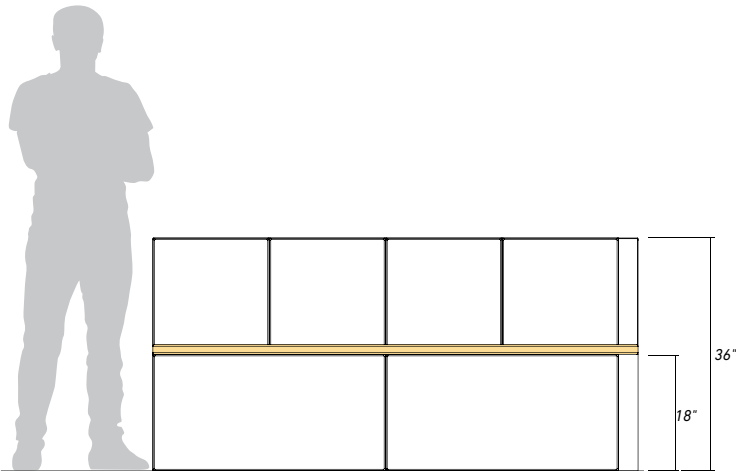
## INTERIOR VIEW

WOOD FRAME  
REFER TO PAGE 18 OF THE  
ARTFORMS INSTALLATION  
GUIDE

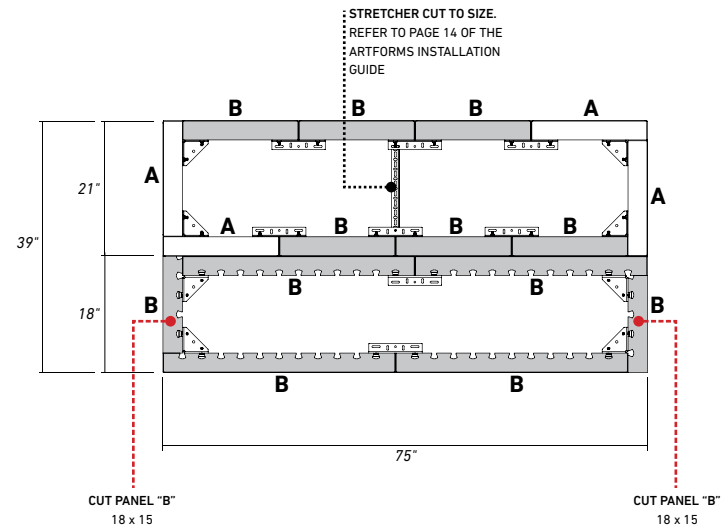


**NOTE:** Panels "B" can be replaced with panels "A" to equilibrate the pairs/layers. Panels "A" can't be replaced by the panels "B".

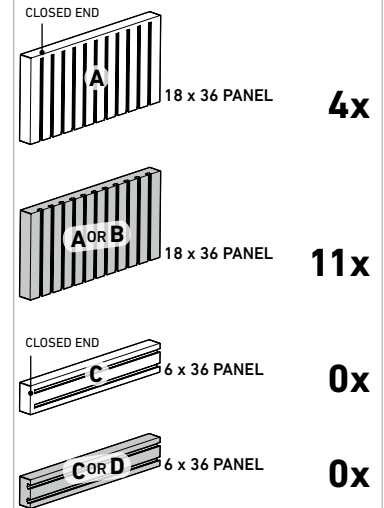
## FRONT VIEW



## TOP VIEW

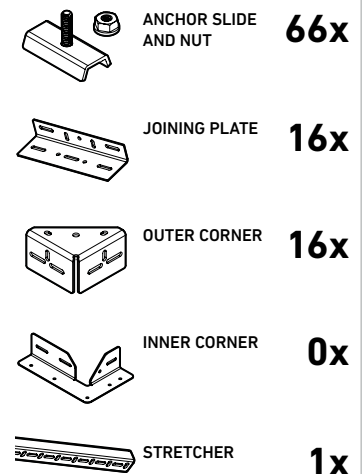


## REQUIRED PANELS



**IMPORTANT:** 18 x 36 panels are sold in pair/layer or in full pallet only. 6 x 36 panels are sold per unit or in layer or in full pallet.

## REQUIRED HARDWARE

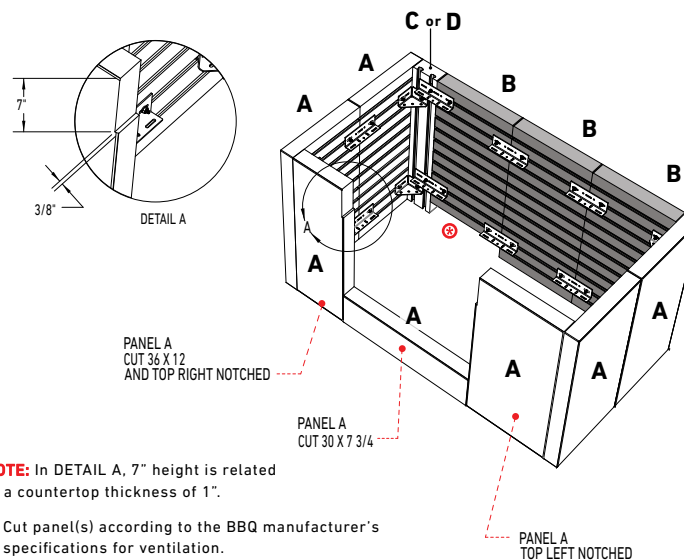


**IMPORTANT:** Refer to page 23 of the ARTFORMS INSTALLATION GUIDE about the installation of geotextile in planter box. Contact experts/engineers to validate the base preparation, the drainage, the plants & roots growth/management.

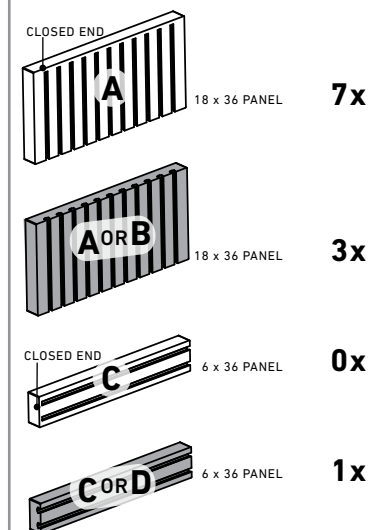




## INTERIOR VIEW

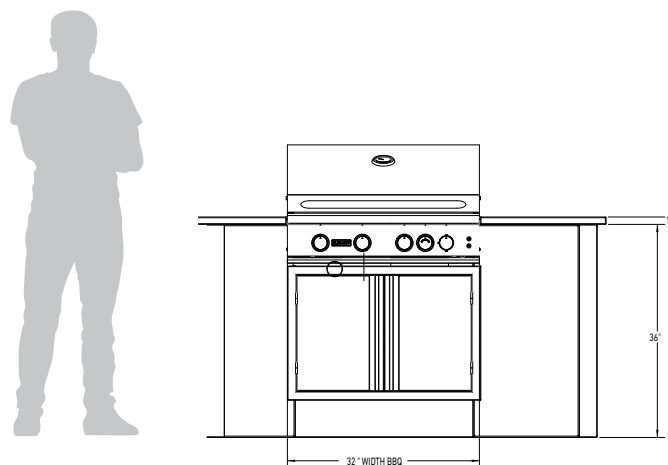


## REQUIRED PANELS

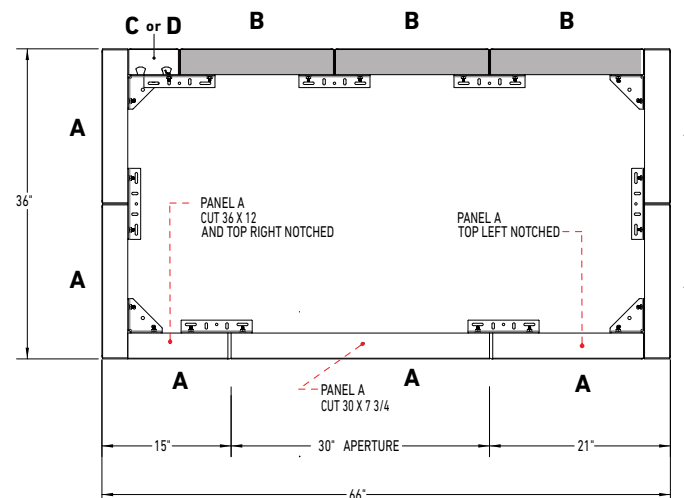


**IMPORTANT:** 18 x 36 panels are sold in pair/layer or in full pallet only. 6 x 36 panels are sold per unit or in layer or in full pallet.

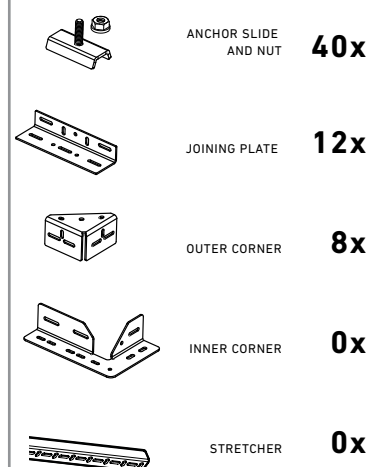
## FRONT VIEW



## TOP VIEW



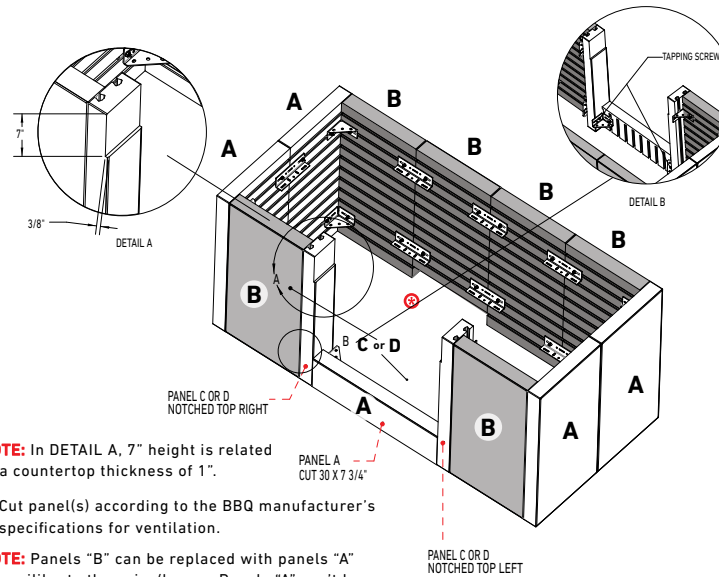
## REQUIRED HARDWARE



**IMPORTANT:** It is recommended to follow Elements' specifications for ventilation and clearances. Belgard is not responsible for the conformity of connections, clearances and ventilation. BBQ, countertop and accessories are not included.



## INTERIOR VIEW

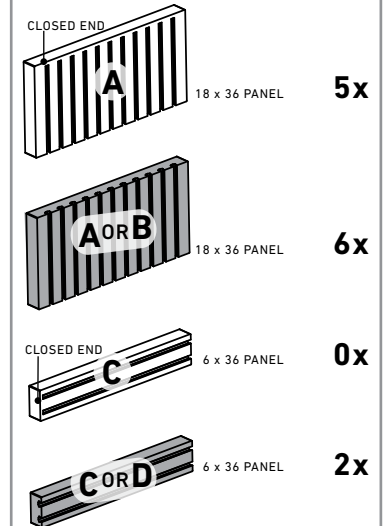


**NOTE:** In DETAIL A, 7" height is related to a countertop thickness of 1".

⊕ Cut panel(s) according to the BBQ manufacturer's specifications for ventilation.

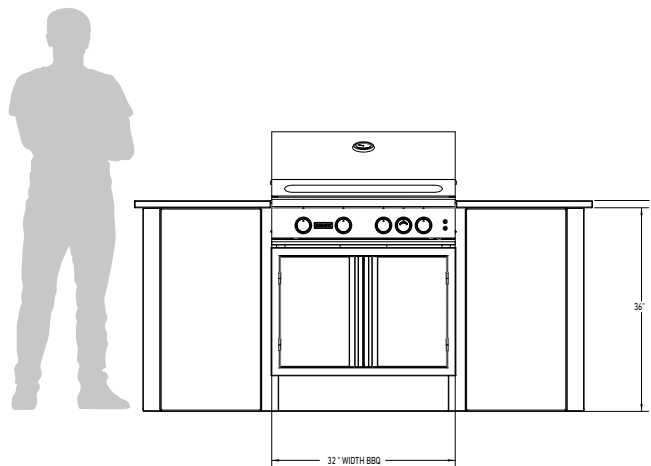
**NOTE:** Panels "B" can be replaced with panels "A" to equilibrate the pairs/layers. Panels "A" can't be replaced by the panels "B".

## REQUIRED PANELS

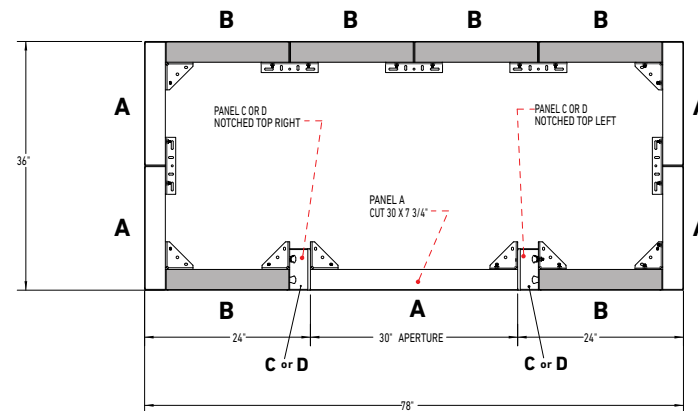


**IMPORTANT:** 18 x 36 panels are sold in pair/layer or in full pallet only. 6 x 36 panels are sold per unit or in layer or in full pallet.

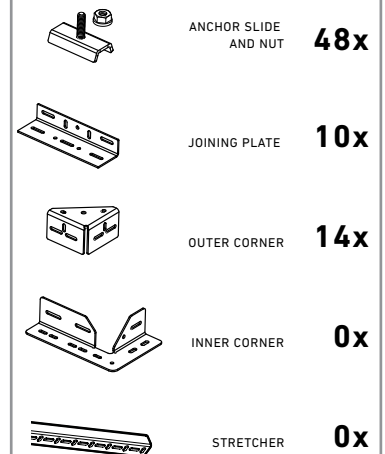
## FRONT VIEW



## TOP VIEW



## REQUIRED HARDWARE



**IMPORTANT:** It is recommended to follow Elements' specifications for ventilation and clearances. Belgard is not responsible for the conformity of connections, clearances and ventilation. BBQ, countertop and accessories are not included.

ARTFORMS™ PANEL SYSTEM

**TOTAL WEIGHT**  
(PANELS & HARDWARE) **1653 Lbs**

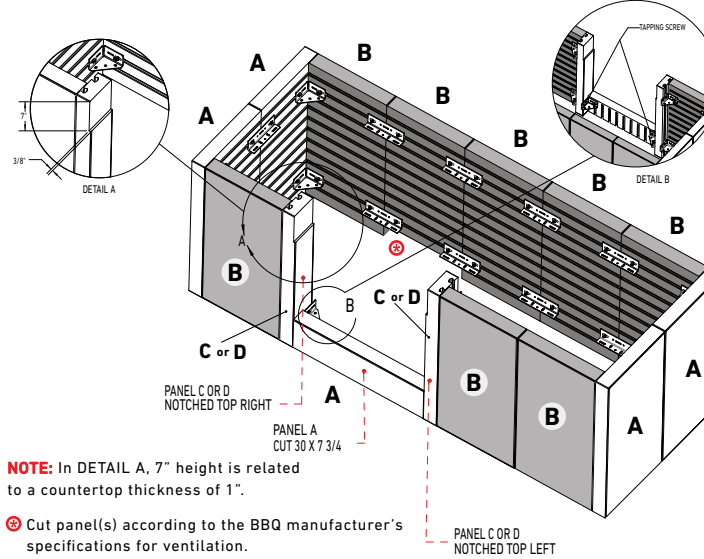


# 6. LONG BBQ

BELGARD® | PAVES THE WAY™



## INTERIOR VIEW

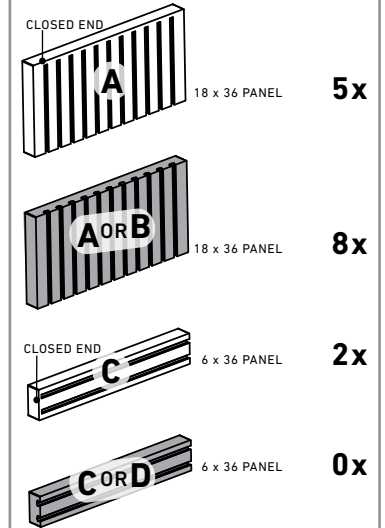


**NOTE:** In DETAIL A, 7" height is related to a countertop thickness of 1".

⊗ Cut panel(s) according to the BBQ manufacturer's specifications for ventilation.

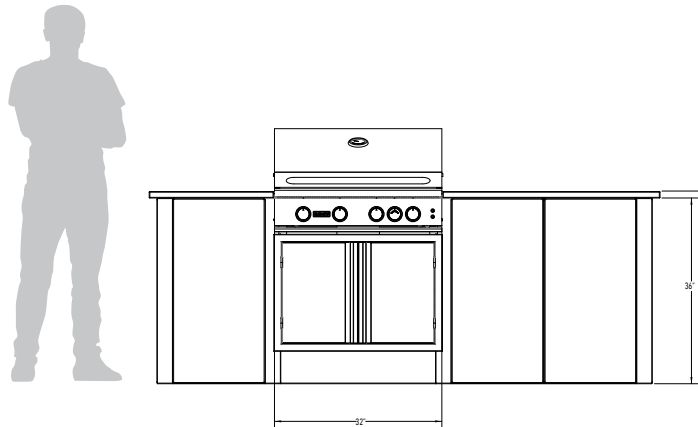
**NOTE:** Panels "B" can be replaced with panels "A" to equilibrate the pairs/layers. Panels "A" can't be replaced by the panels "B".

## REQUIRED PANELS

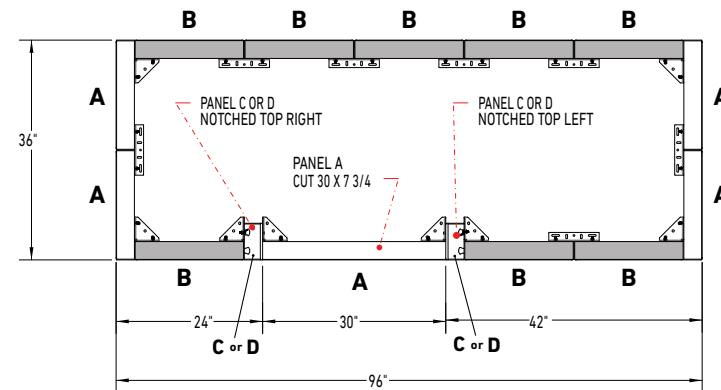


**IMPORTANT:** 18 x 36 panels are sold in pair/layer or in full pallet only. 6 x 36 panels are sold per unit or in layer or in full pallet.

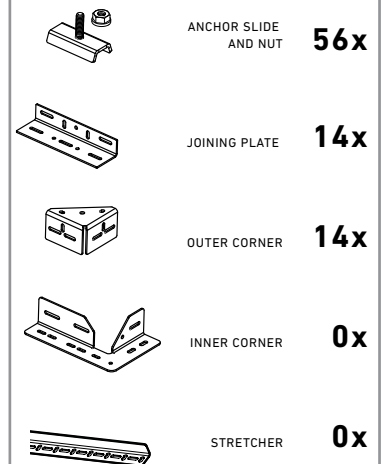
## FRONT VIEW



## TOP VIEW



## REQUIRED HARDWARE



**IMPORTANT:** It is recommended to follow Elements' specifications for ventilation and clearances. Belgard is not responsible for the conformity of connections, clearances and ventilation. BBQ, countertop and accessories are not included.

ARTFORMS™ PANEL SYSTEM

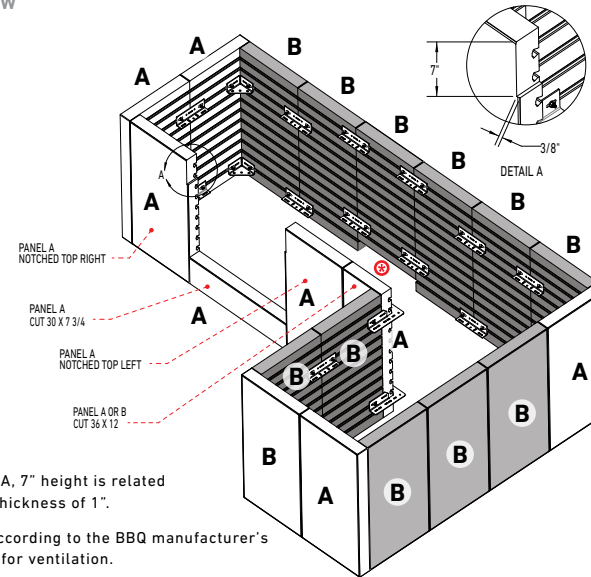
**TOTAL WEIGHT**  
(PANELS & HARDWARE) **1956 Lbs**

# 7. L-SHAPE BBQ

BELGARD® | PAVES THE WAY®



INTERIOR VIEW

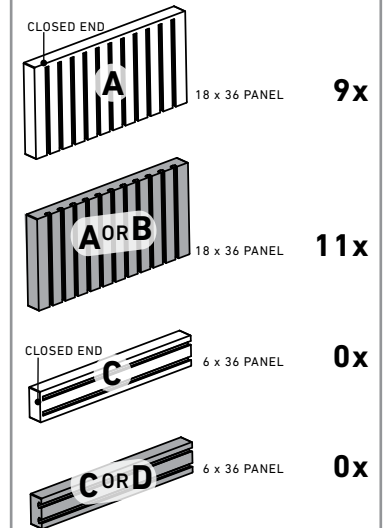


**NOTE:** In DETAIL A, 7" height is related to a countertop thickness of 1".

⊕ Cut panel(s) according to the BBQ manufacturer's specifications for ventilation.

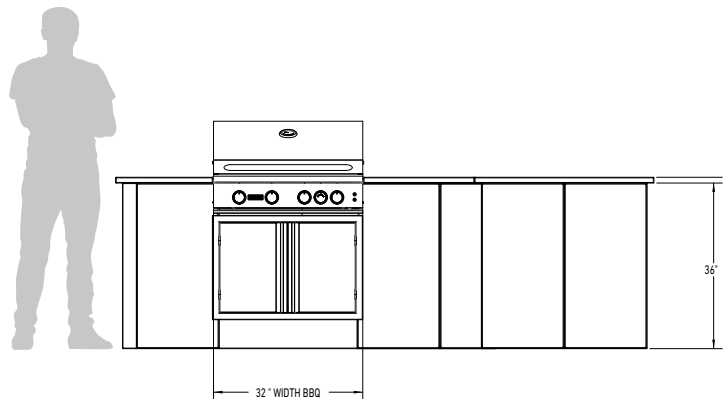
**NOTE:** Panels "B" can be replaced with panels "A" to equilibrate the pairs/layers. Panels "A" can't be replaced by the panels "B".

## REQUIRED PANELS

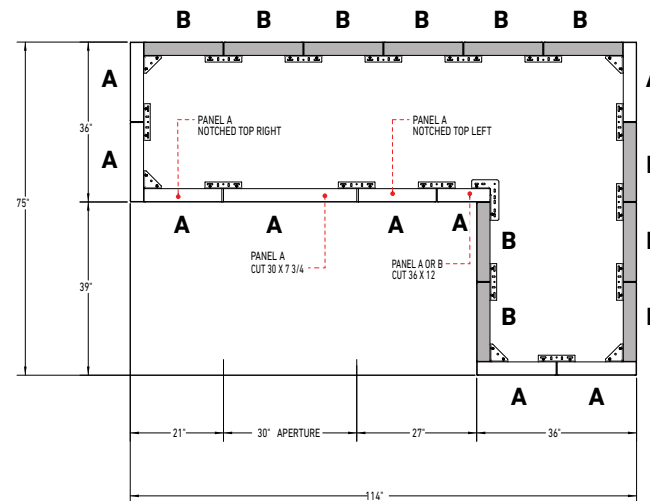


**IMPORTANT:** 18 x 36 panels are sold in pair/layer or in full pallet only. 6 x 36 panels are sold per unit or in layer or in full pallet.

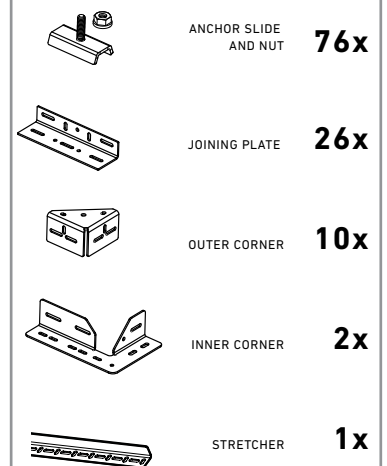
FRONT VIEW



TOP VIEW



## REQUIRED HARDWARE



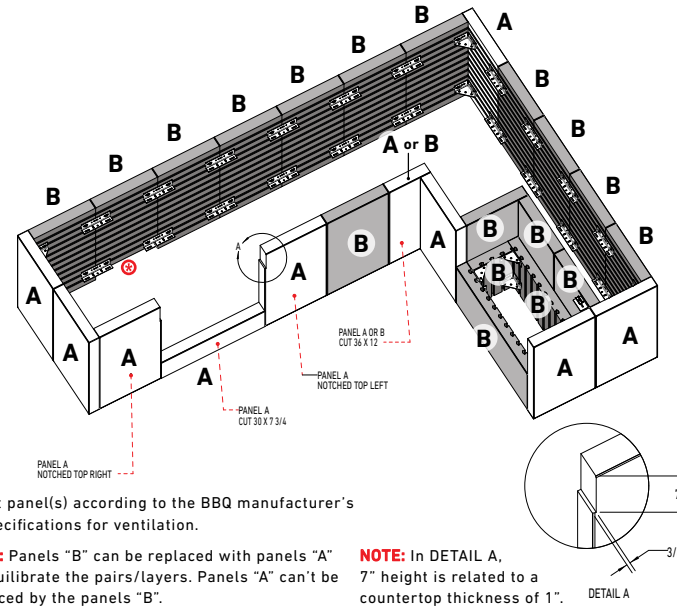
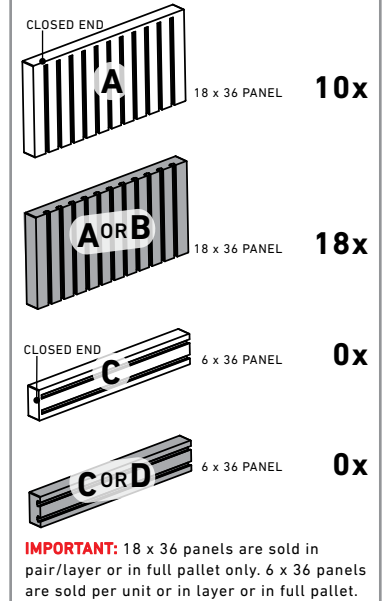
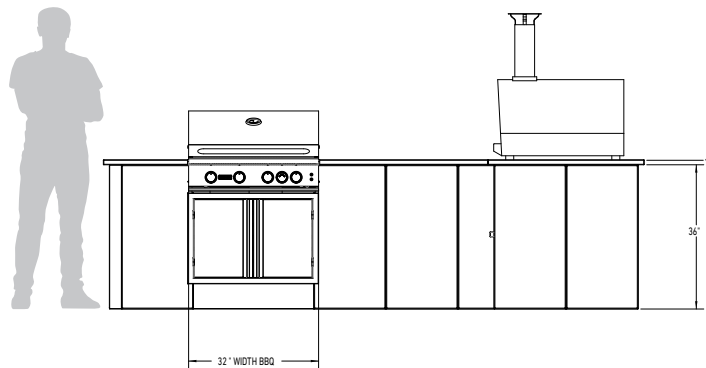
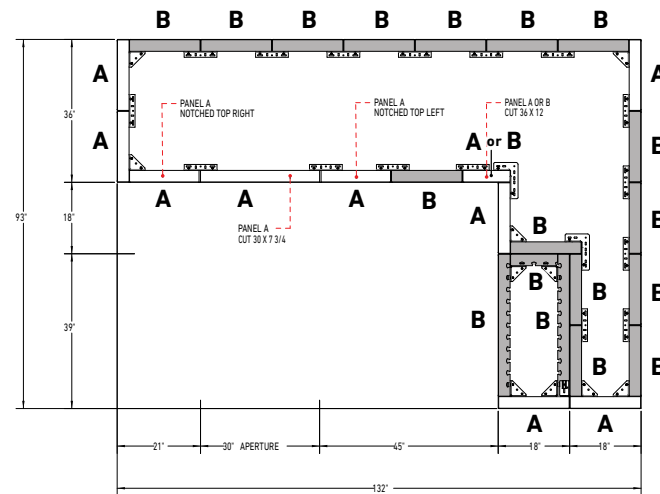
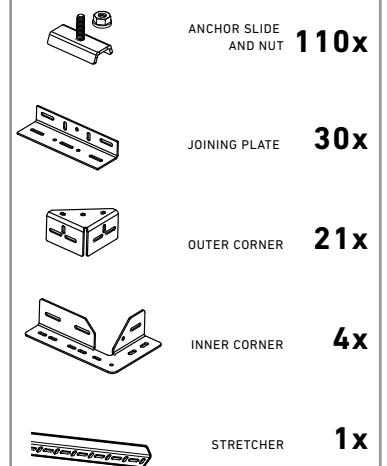
**IMPORTANT:** It is recommended to follow Elements' specifications for ventilation and clearances. Belgard is not responsible for the conformity of connections, clearances and ventilation. BBQ, countertop and accessories are not included.

ARTFORMS™ PANEL SYSTEM

**TOTAL WEIGHT**  
(PANELS & HARDWARE) **2865 Lbs**



# CORNER BBQ & PIZZA GRILL

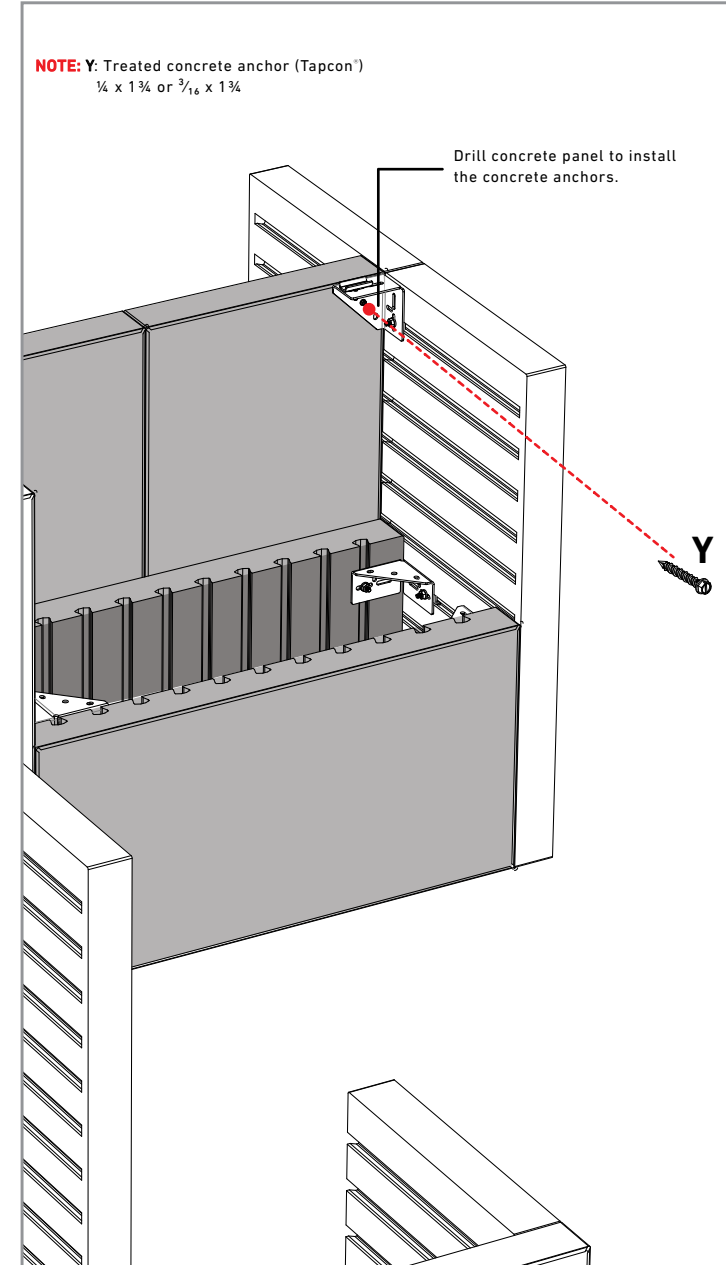
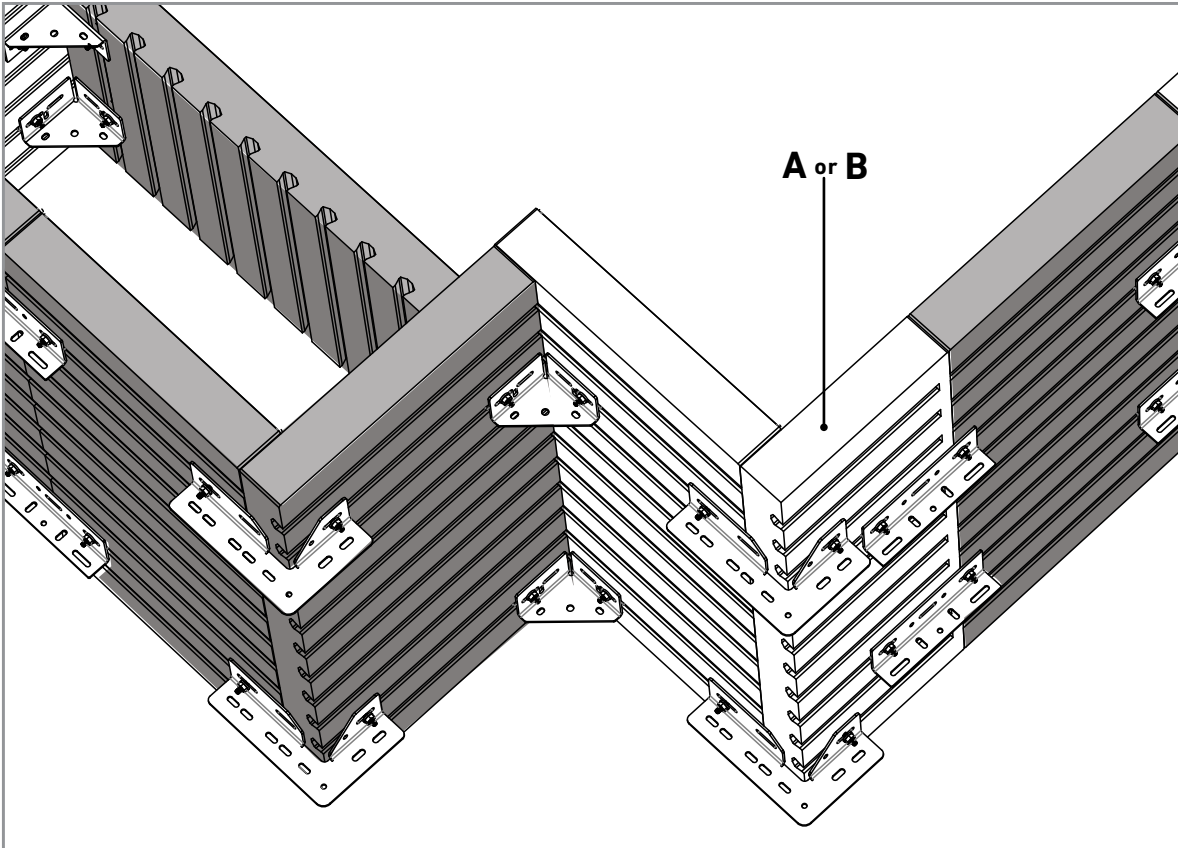
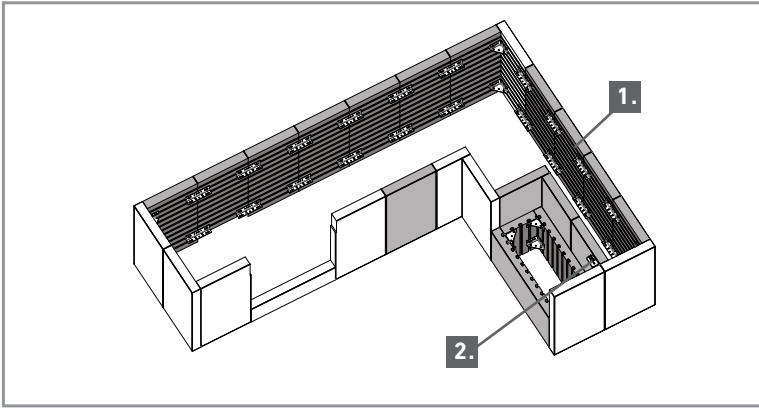

**INTERIOR VIEW**

**REQUIRED PANELS**

**FRONT VIEW**

**TOP VIEW**

**REQUIRED HARDWARE**


**IMPORTANT:** It is recommended to follow Elements' specifications for ventilation and clearances. Belgard is not responsible for the conformity of connections, clearances and ventilation. BBQ, countertop and accessories are not included.

ARTFORMS™ PANEL SYSTEM

**TOTAL WEIGHT**  
(PANELS & HARDWARE) **3977 Lbs**

# CORNER BBQ & PIZZA GRILL



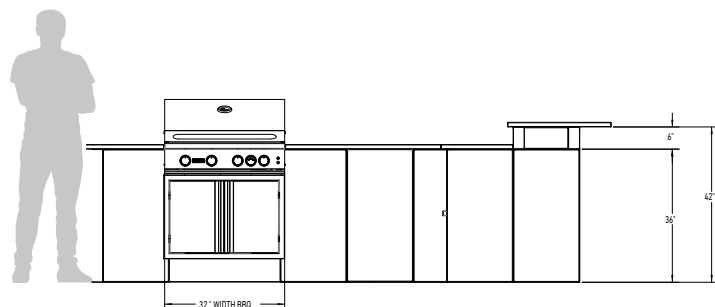
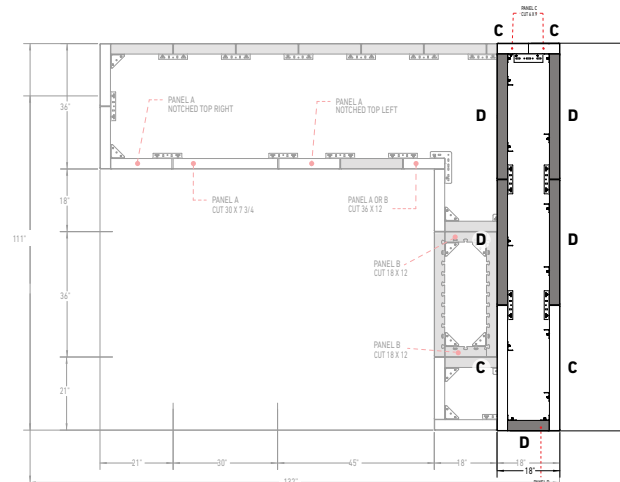
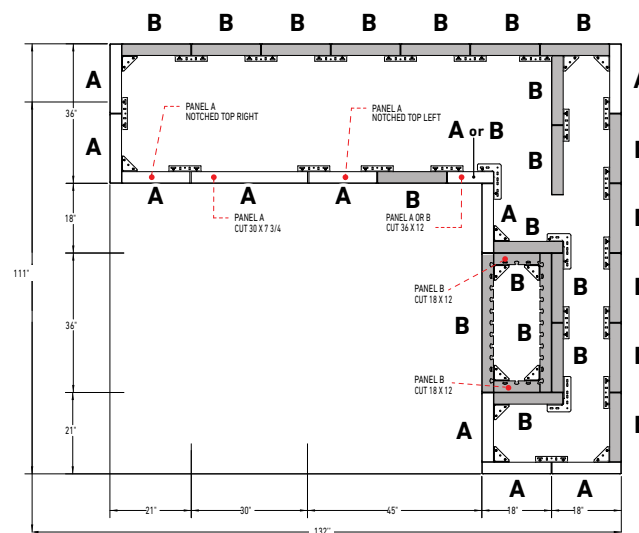
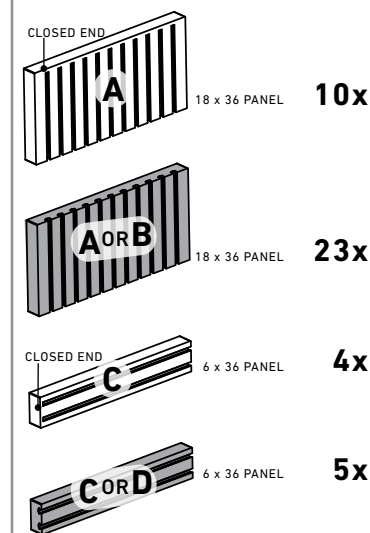
**IMPORTANT:** It is recommended to follow Elements' specifications for ventilation and clearances. Belgard is not responsible for the conformity of connections, clearances and ventilation. BBQ, countertop and accessories are not included.



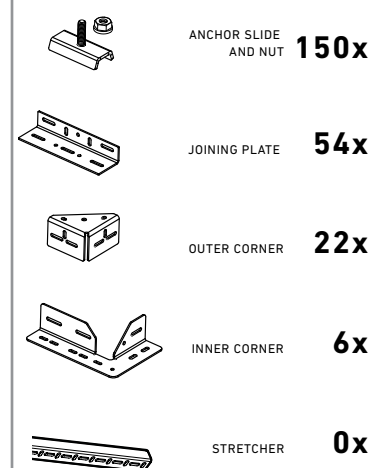
9.

# BBQ WITH LUXURY COUNTER & BAR

**BELGARD®** | PAVES THE WAY®

**FRONT VIEW**

**TOP VIEW**

**REQUIRED PANELS**


**IMPORTANT:** 18 x 36 panels are sold in pair/layer or in full pallet only. 6 x 36 panels are sold per unit or in layer or in full pallet.

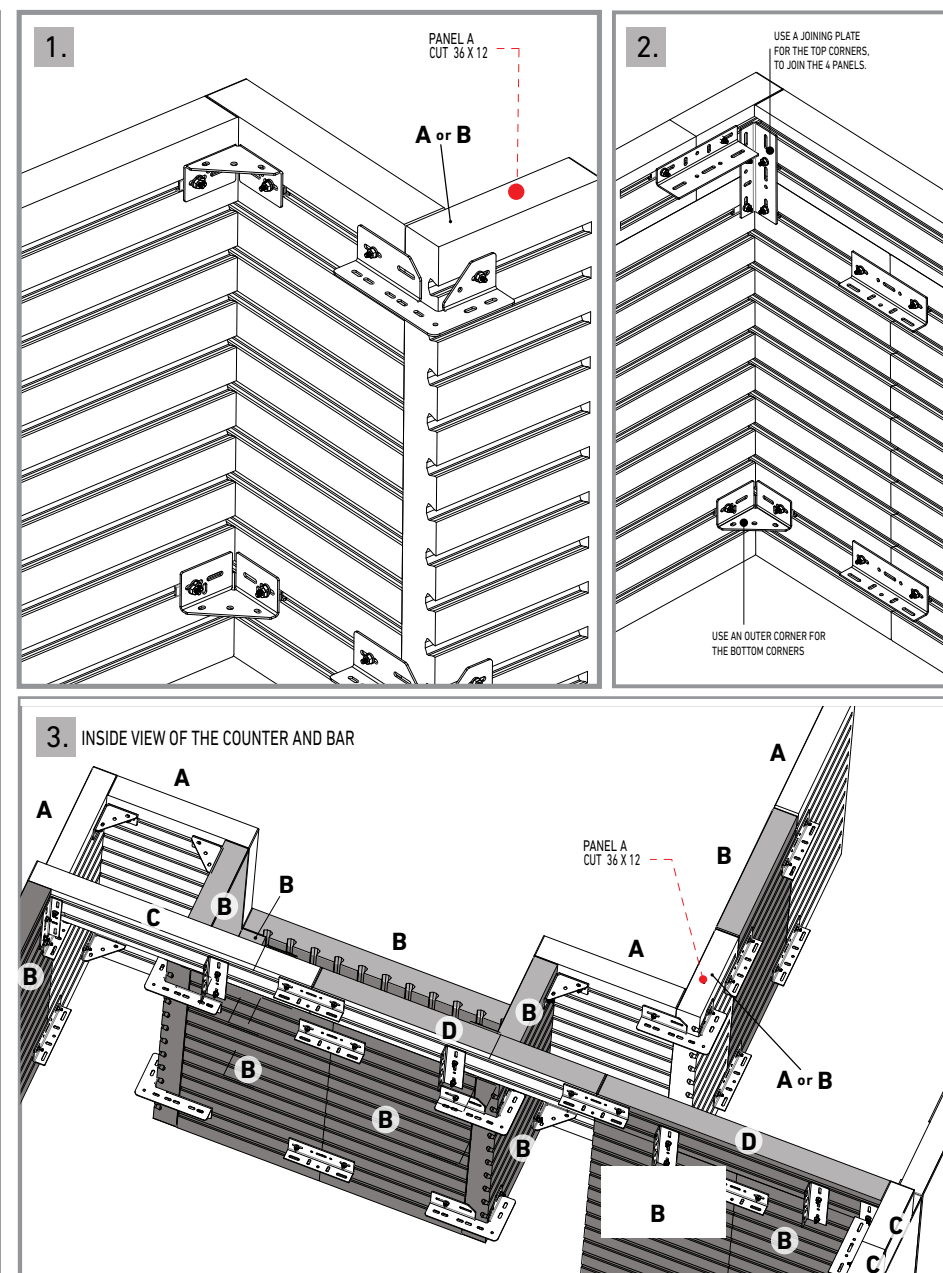
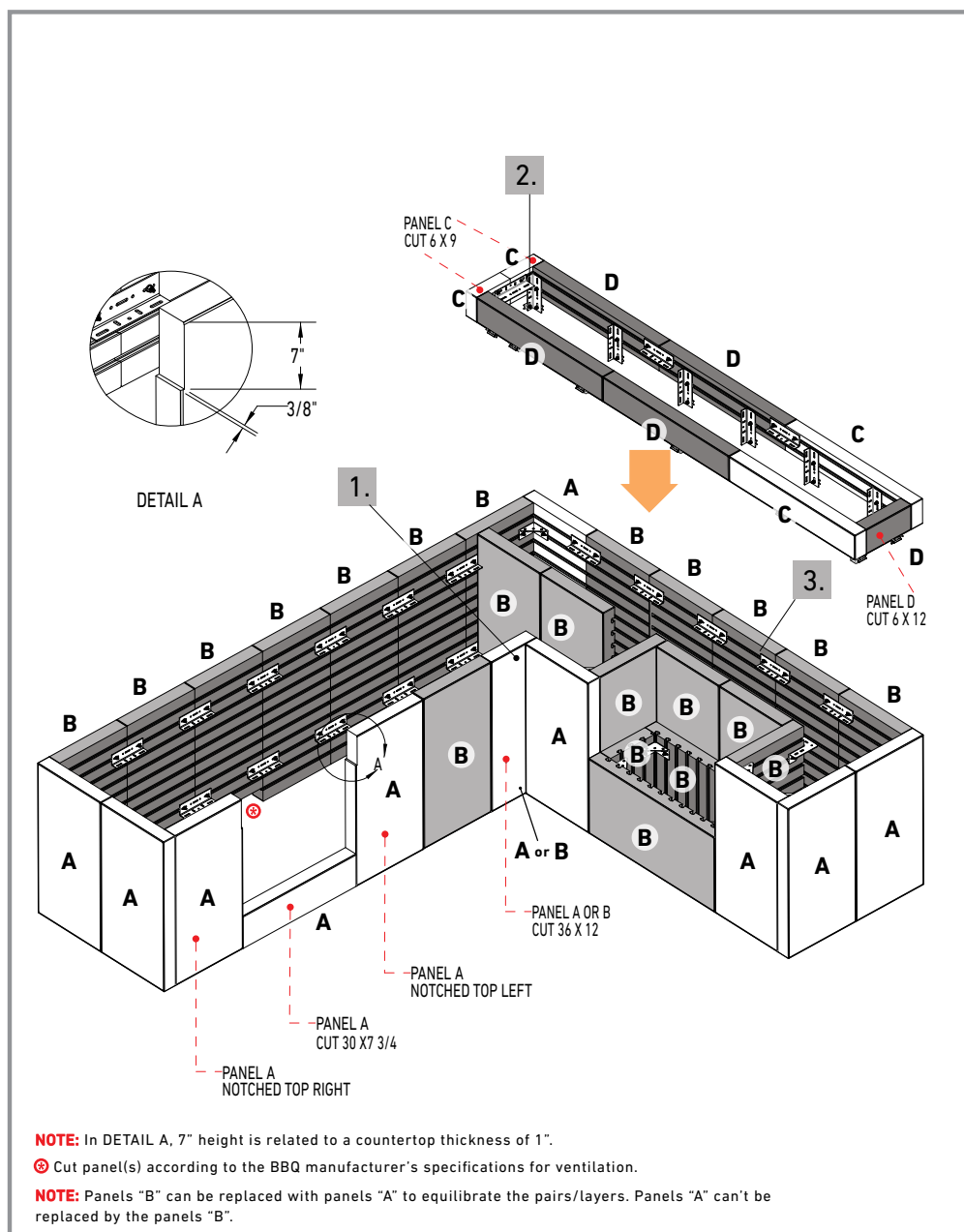
**REQUIRED HARDWARE**


**TOTAL WEIGHT**  
(PANELS & HARDWARE) **5105 Lbs**

**IMPORTANT:** It is recommended to follow Elements' specifications for ventilation and clearances. Belgard is not responsible for the conformity of connections, clearances and ventilation. BBQ, countertop and accessories are not included.

ARTFORMS™ PANEL SYSTEM

# BBQ WITH LUXURY COUNTER & BAR



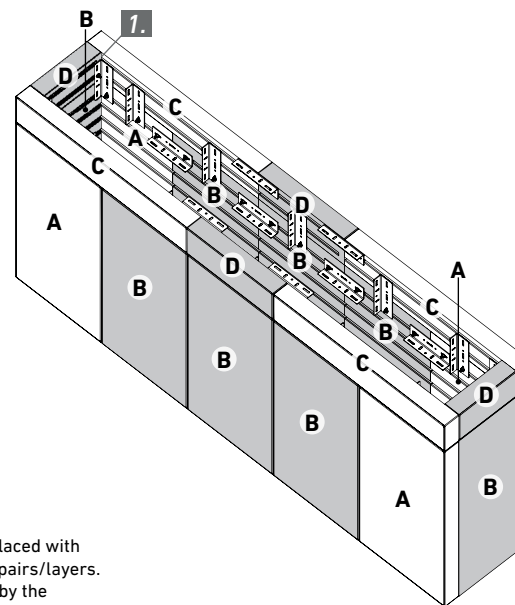
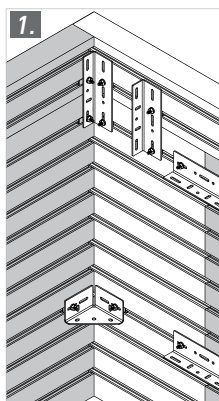
**IMPORTANT:** It is recommended to follow Elements' specifications for ventilation and clearances. Belgard is not responsible for the conformity of connections, clearances and ventilation. BBQ, countertop and accessories are not included.

# 10. COUNTER & BAR

BELGARD® | PAVES THE WAY™

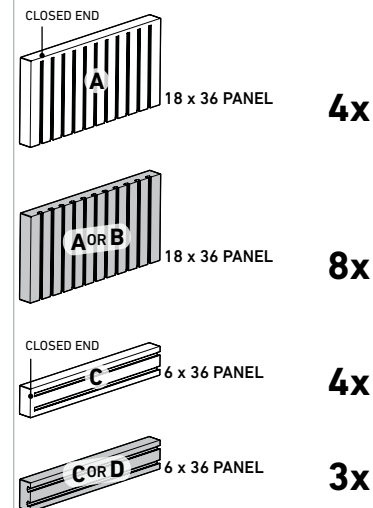


INTERIOR VIEW



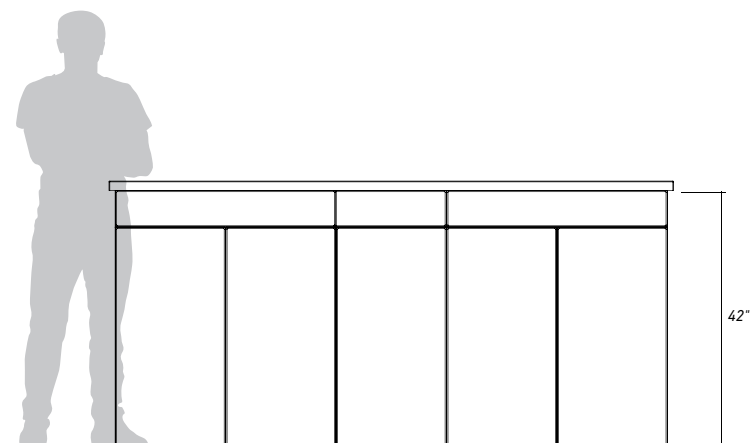
**NOTE:** Panels "B" can be replaced with panels "A" to equilibrate the pairs/layers. Panels "A" can't be replaced by the panels "B".

## REQUIRED PANELS



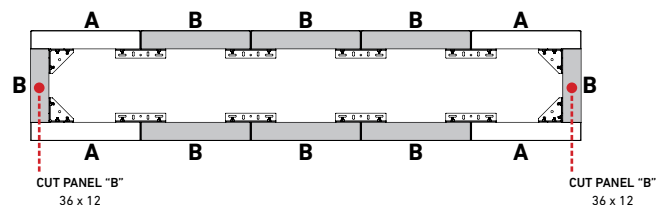
**IMPORTANT:** 18 x 36 panels are sold in pair/layer or in full pallet only. 6 x 36 panels are sold per unit or in layer or in full pallet.

FRONT VIEW

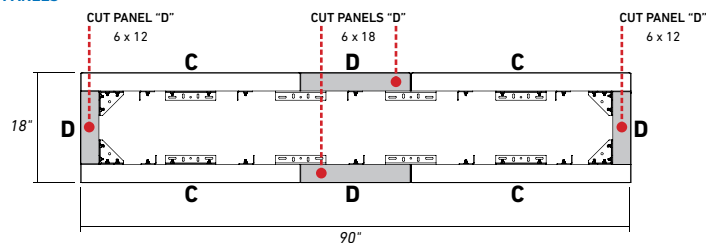


TOP VIEW

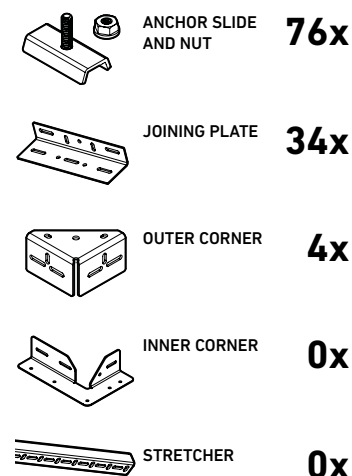
18 x 36 PANELS



6 x 36 PANELS



## REQUIRED HARDWARE



**TOTAL WEIGHT**  
(PANELS & HARDWARE) **1968 Lbs**

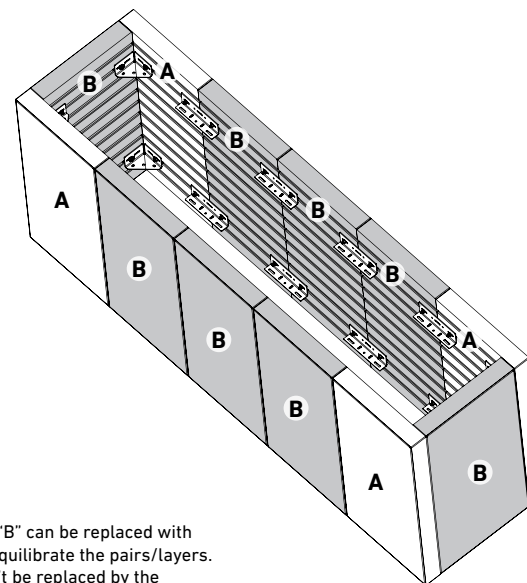


# 11. LARGE COUNTER

BELGARD® | PAVES THE WAY™

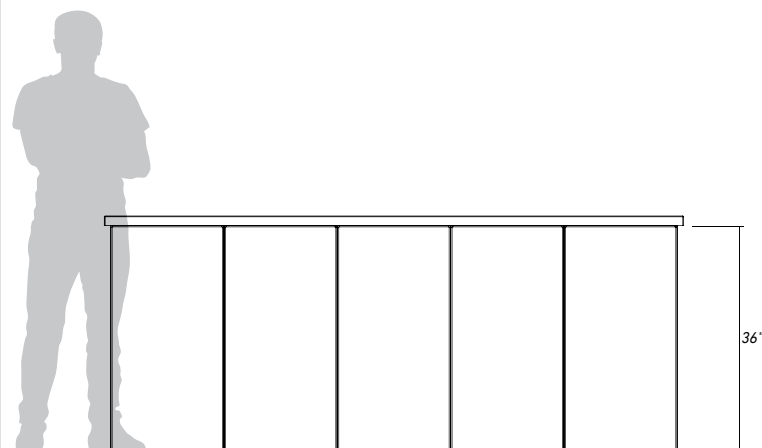


INTERIOR VIEW

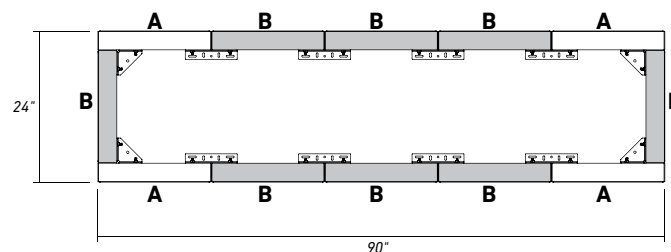


**NOTE:** Panels "B" can be replaced with panels "A" to equilibrate the pairs/layers. Panels "A" can't be replaced by the panels "B".

FRONT VIEW



TOP VIEW



## REQUIRED PANELS

	18 x 36 PANEL	4x
	18 x 36 PANEL	8x
	6 x 36 PANEL	0x
	6 x 36 PANEL	0x

**IMPORTANT:** 18 x 36 panels are sold in pair/layer or in full pallet only. 6 x 36 panels are sold per unit or in layer or in full pallet.

## REQUIRED HARDWARE

	ANCHOR SLIDE AND NUT	48x
	JOINING PLATE	16x
	OUTER CORNER	8x
	INNER CORNER	0x
	STRETCHER	0x

**TOTAL WEIGHT**  
(PANELS & HARDWARE) **1815 Lbs**

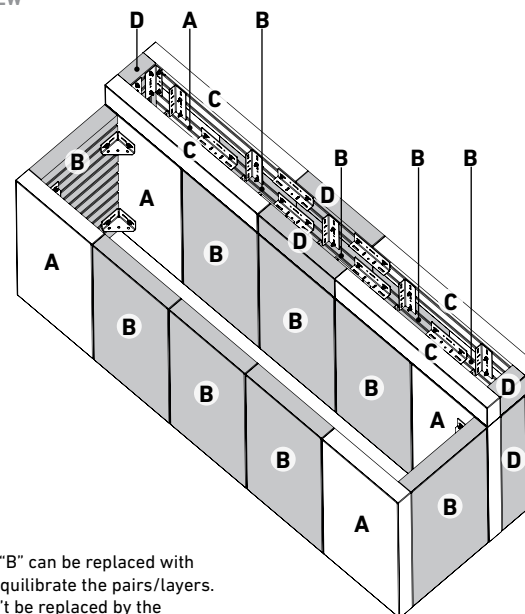
# 12. LUXURY COUNTER & BAR

BELGARD® | PAVES THE WAY™



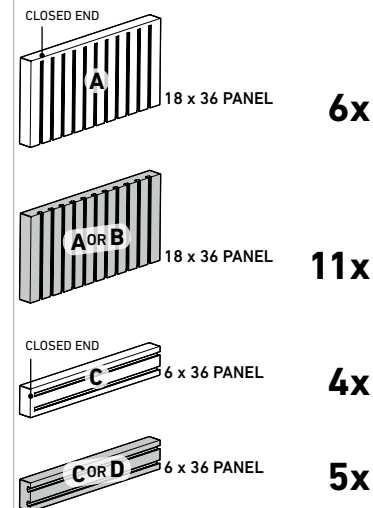
INTERIOR VIEW

For more details see next page



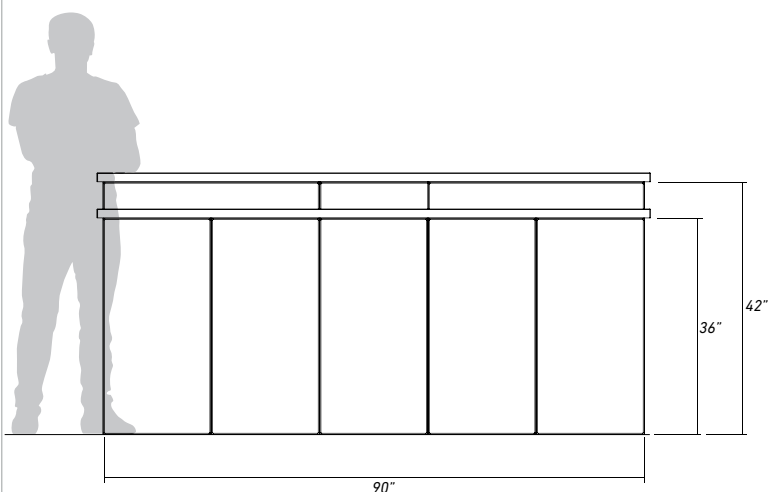
**NOTE:** Panels "B" can be replaced with panels "A" to equilibrate the pairs/layers. Panels "A" can't be replaced by the panels "B".

## REQUIRED PANELS

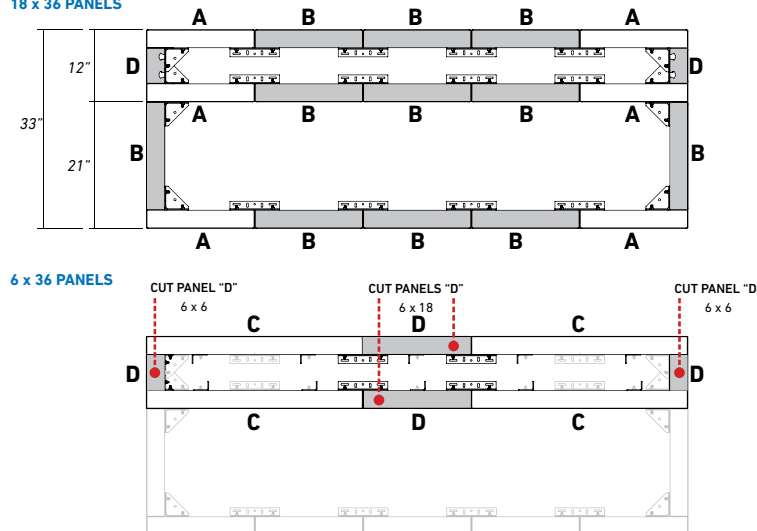


**IMPORTANT:** 18 x 36 panels are sold in pair/layer or in full pallet only. 6 x 36 panels are sold per unit or in layer or in full pallet.

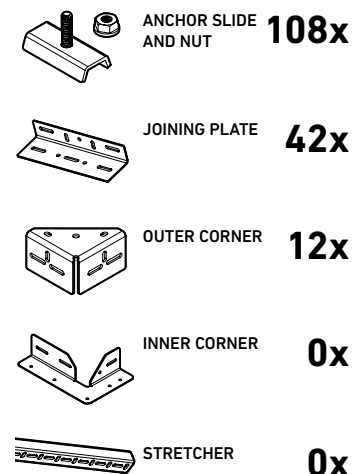
FRONT VIEW



TOP VIEW  
18 x 36 PANELS



## REQUIRED HARDWARE

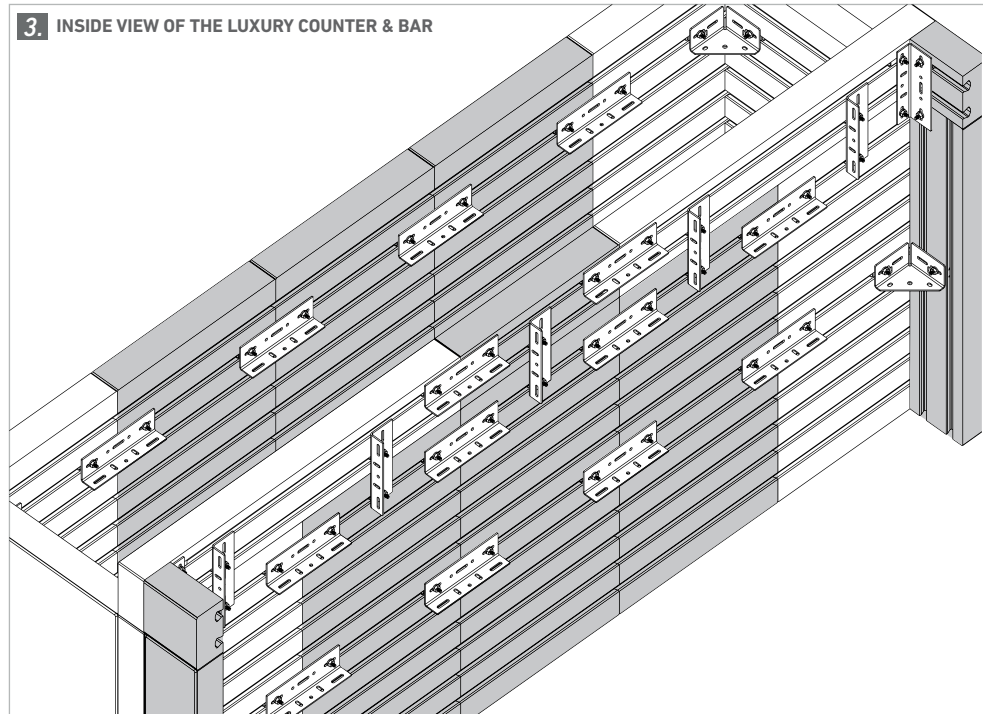
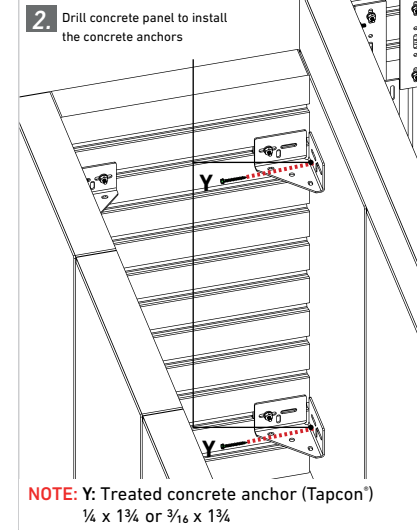
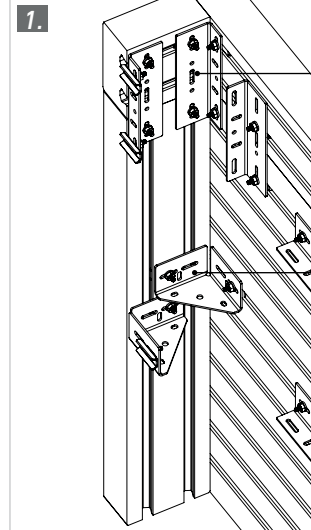
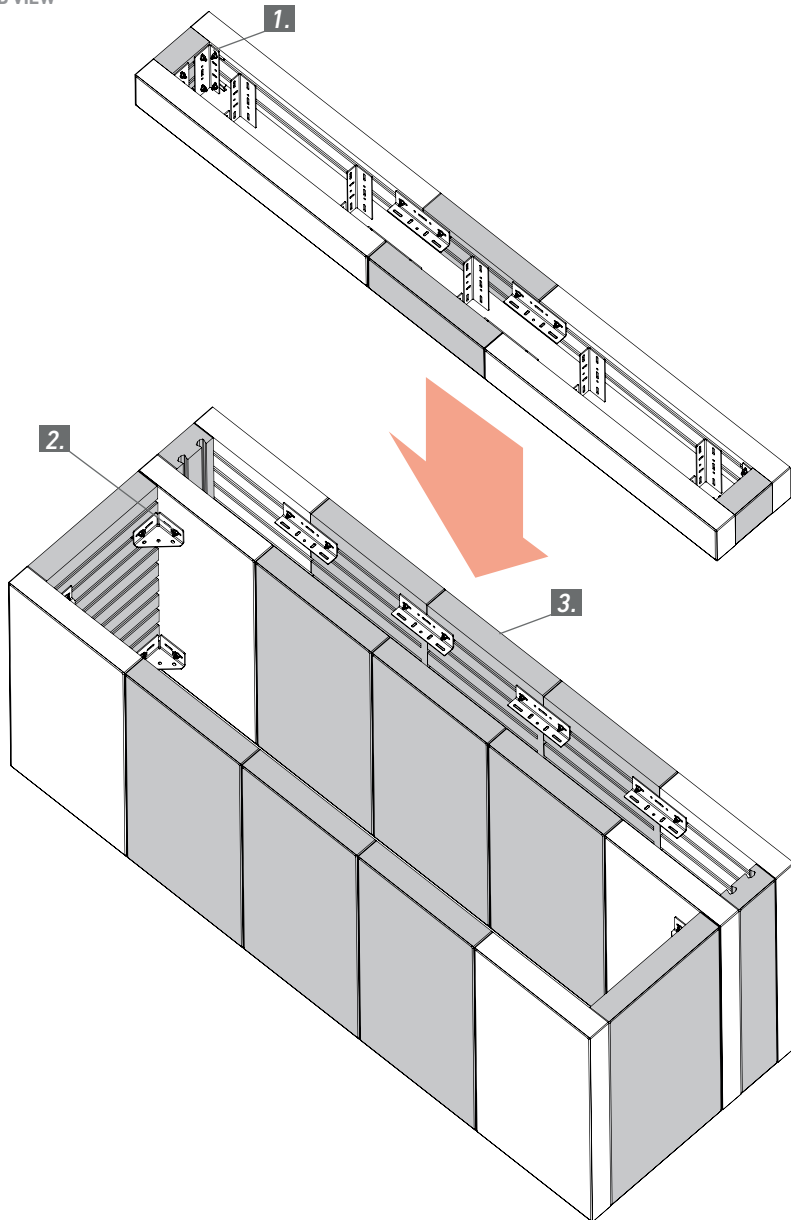


**TOTAL WEIGHT (PANELS & HARDWARE)** 2934 Lbs

# 12. LUXURY COUNTER & BAR

BELGARD® | PAVES THE WAY®

EXPLODED VIEW



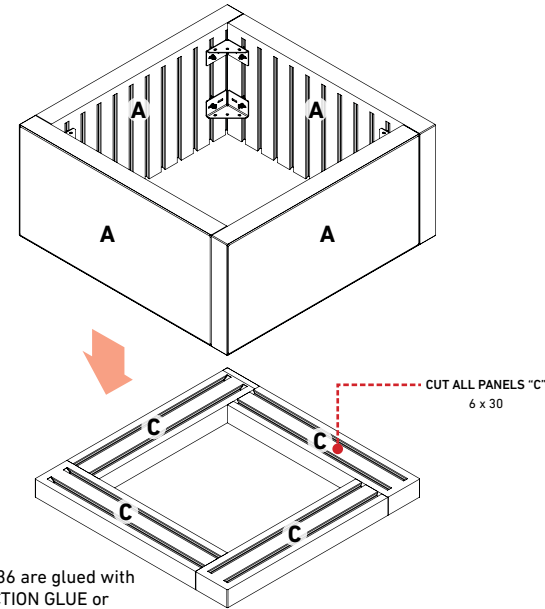


# 13. RECESSED WOOD FIRE PIT

BELGARD® | PAVES THE WAY™

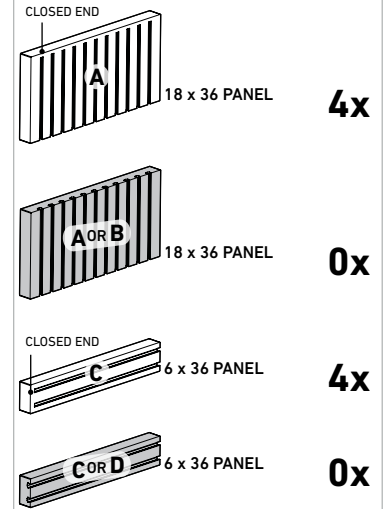


INTERIOR VIEW



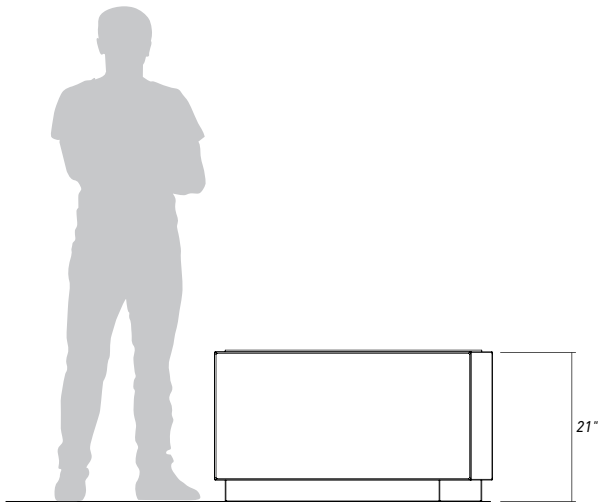
**NOTE:** The panels 18 x 36 are glued with 6 x 36 using CONSTRUCTION GLUE or STRUCTURE BOND

## REQUIRED PANELS

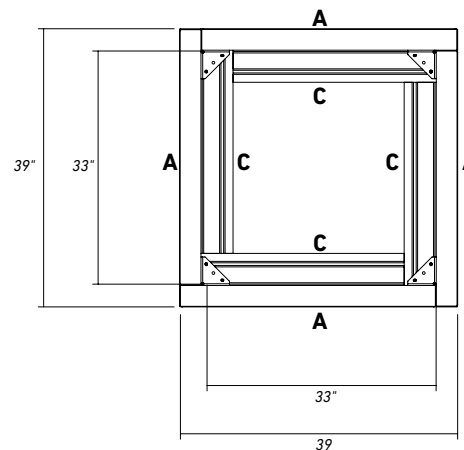


**IMPORTANT:** 18 x 36 panels are sold in pair/layer or in full pallet only. 6 x 36 panels are sold per unit or in layer or in full pallet.

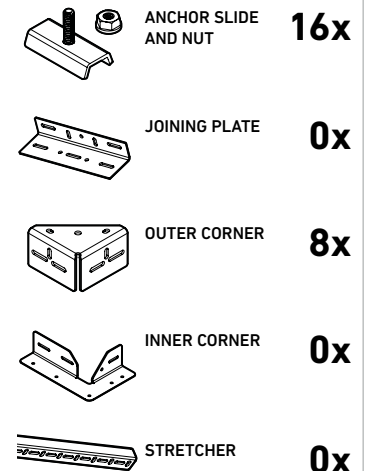
FRONT VIEW



TOP VIEW



## REQUIRED HARDWARE



**IMPORTANT:** It is recommended to follow the burner manufacturer's specifications for ventilation. Belgard is not responsible for the conformity of connections, clearances and ventilation. Metal liner plate and accessories are not included.

ARTFORMS™ PANEL SYSTEM

**TOTAL WEIGHT**  
(PANELS & HARDWARE) **772 Lbs**

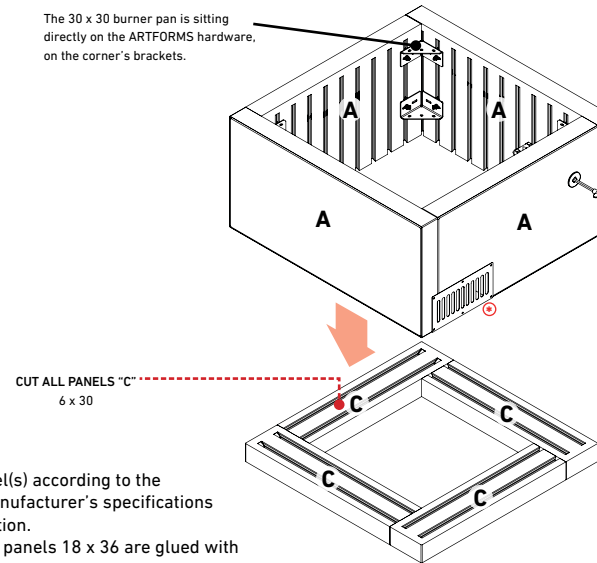
# 14. RECESSED GAS FIRE PIT

BELGARD® | PAVES THE WAY™



## INTERIOR VIEW

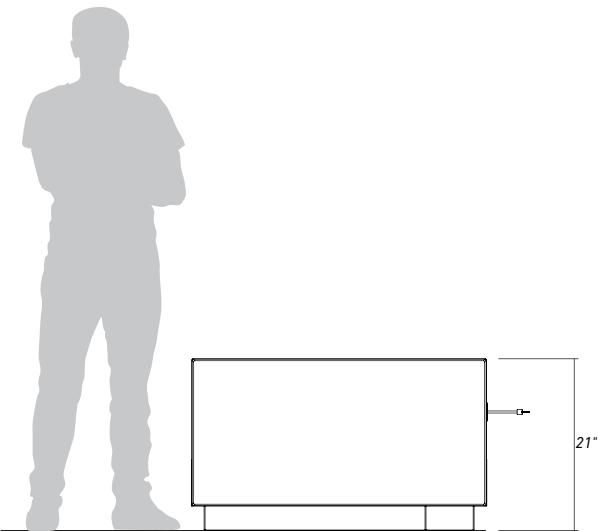
The 30 x 30 burner pan is sitting directly on the ARTFORMS hardware, on the corner's brackets.



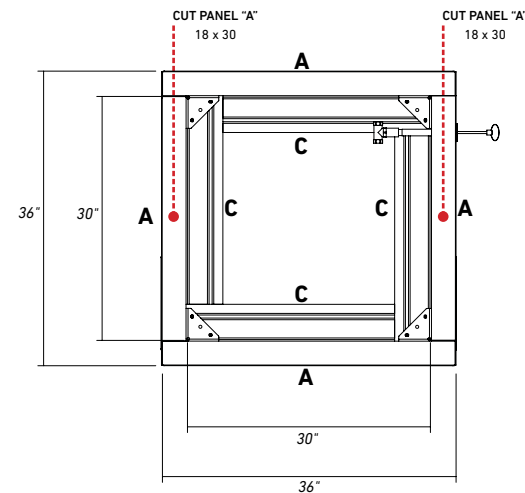
⊙ Cut panel(s) according to the burner manufacturer's specifications for ventilation.

**NOTE:** The panels 18 x 36 are glued with 6 x 36 using CONSTRUCTION GLUE or STRUCTURE BOND

## FRONT VIEW



## TOP VIEW



## REQUIRED PANELS

CLOSED END 18 x 36 PANEL	4x
A OR B 18 x 36 PANEL	0x
CLOSED END 6 x 36 PANEL	4x
C OR D 6 x 36 PANEL	0x

**IMPORTANT:** 18 x 36 panels are sold in pair/layer or in full pallet only. 6 x 36 panels are sold per unit or in layer or in full pallet.

## REQUIRED HARDWARE

ANCHOR SLIDE AND NUT	16x
JOINING PLATE	0x
OUTER CORNER	8x
INNER CORNER	0x
STRETCHER	0x

**IMPORTANT:** It is recommended to follow the burner manufacturer's specifications for ventilation. Belgard is not responsible for the conformity of connections, clearances and ventilation. Burner pan and accessories are not included.

ARTFORMS™ PANEL SYSTEM

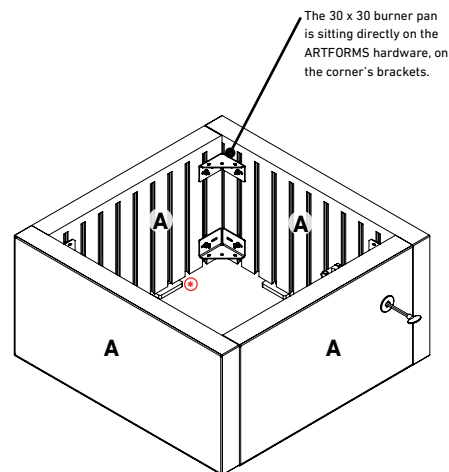
**TOTAL WEIGHT**  
(PANELS & HARDWARE) **683 Lbs**

# 15. GAS FIRE PIT

**BELGARD®** | PAVES THE WAY®

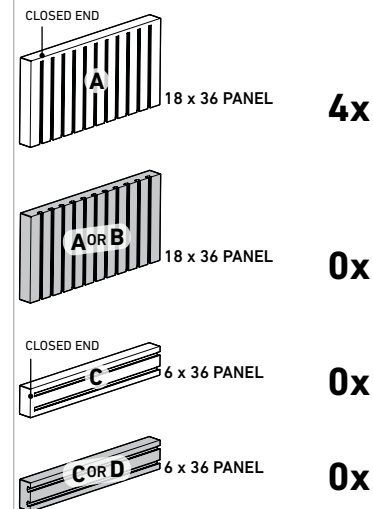


INTERIOR VIEW



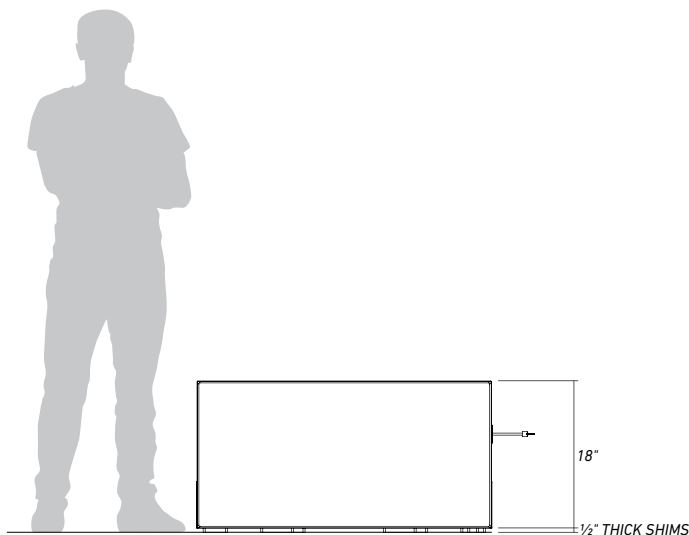
⊕ Add 0.5" thick PLASTIC SHIMS for ventilation

## REQUIRED PANELS

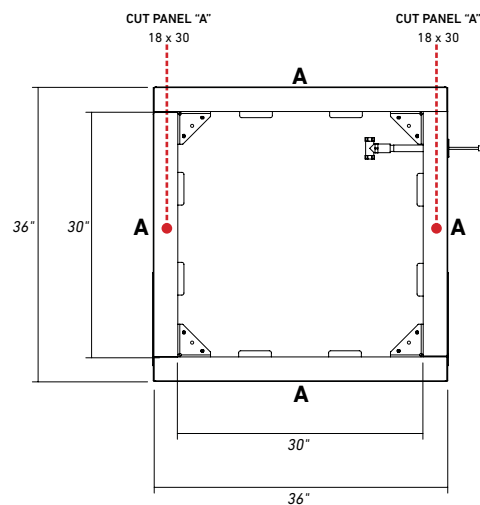


**IMPORTANT:** 18 x 36 panels are sold in pair/layer or in full pallet only. 6 x 36 panels are sold per unit or in layer or in full pallet.

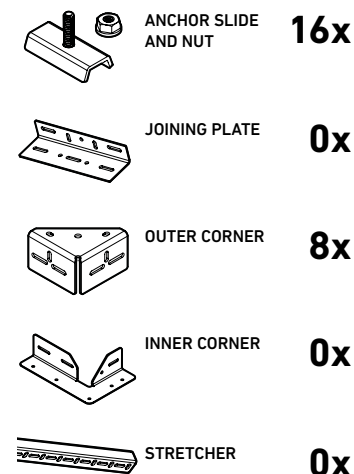
FRONT VIEW



TOP VIEW



## REQUIRED HARDWARE



**IMPORTANT:** It is recommended to follow the firekit manufacturer's specifications for ventilation. Belgard is not responsible for the conformity of connections, clearances and ventilation. Burner pan and accessories are not included.

ARTFORMS™ PANEL SYSTEM

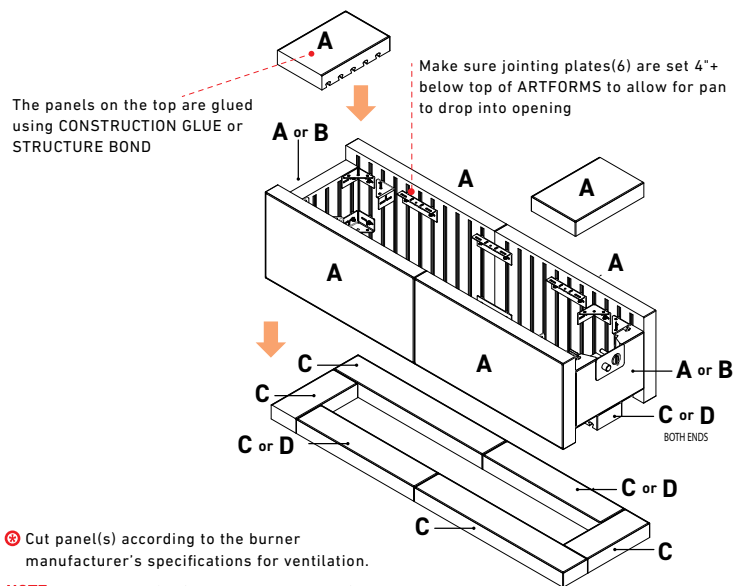
**TOTAL WEIGHT**  
(PANELS & HARDWARE) **535 Lbs**



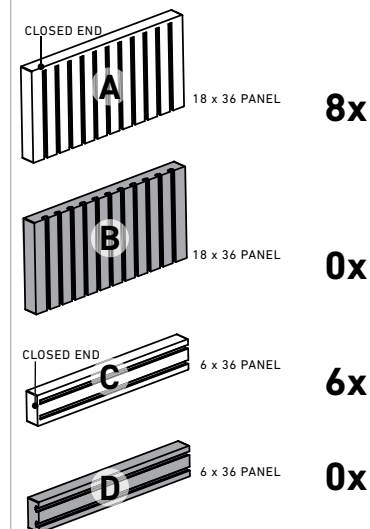
# RECESSED RECTANGULAR GAS FIRE PIT



## INTERIOR VIEW

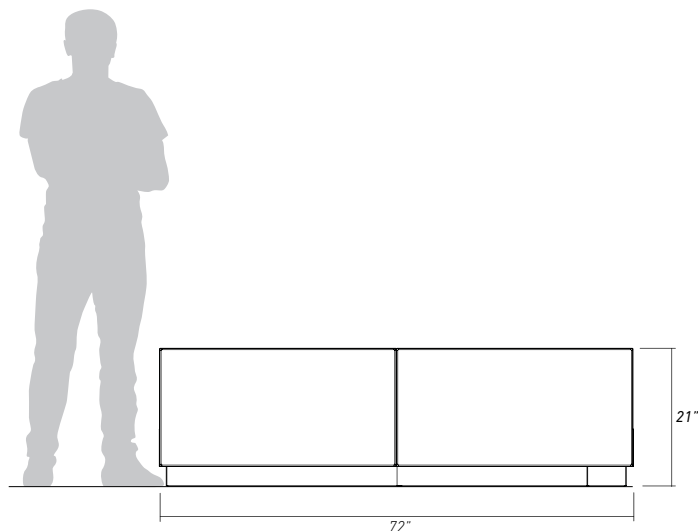


## REQUIRED PANELS

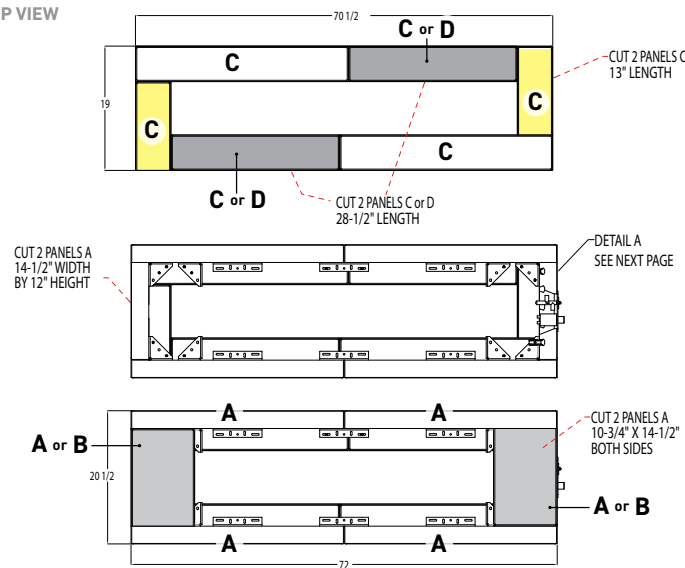


**IMPORTANT:** 18 x 36 panels are sold in pair/layer or in full pallet only. 6 x 36 panels are sold per unit or in layer or in full pallet.

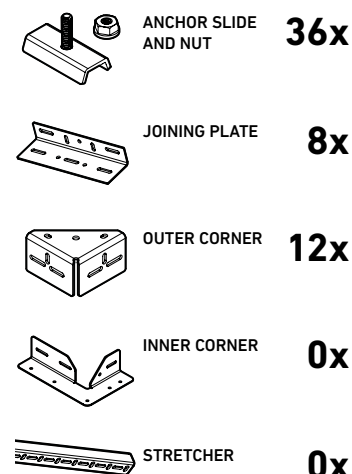
## FRONT VIEW



## TOP VIEW



## REQUIRED HARDWARE



**IMPORTANT:** It is recommended to follow Elements' specifications for ventilation. Belgard is not responsible for the conformity of connections, clearances and ventilation. Burner pan and accessories are not included.

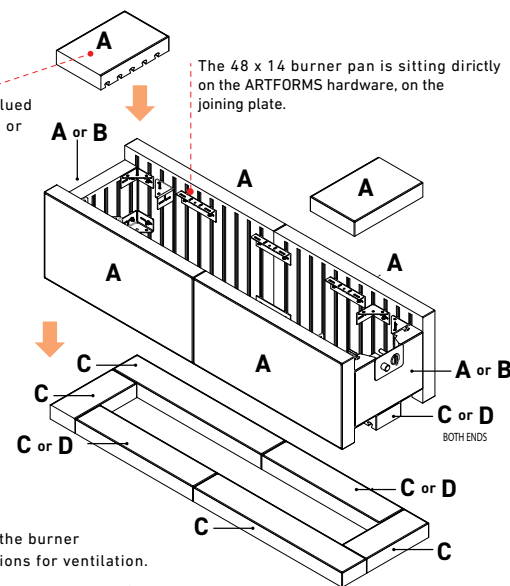
# 17. RECTANGULAR GAS FIRE PIT

BELGARD® | PAVES THE WAY™



## INTERIOR VIEW

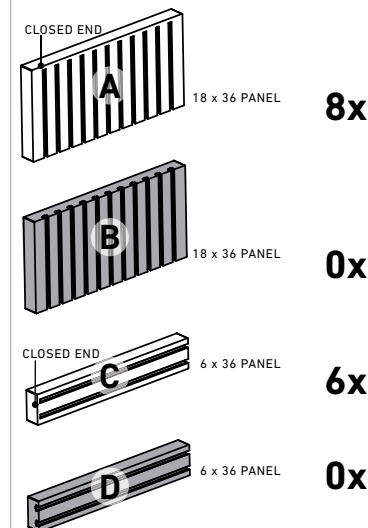
The panels on the top are glued using CONSTRUCTION GLUE or STRUCTURE BOND



⊕ Cut panel(s) according to the burner manufacturer's specifications for ventilation.

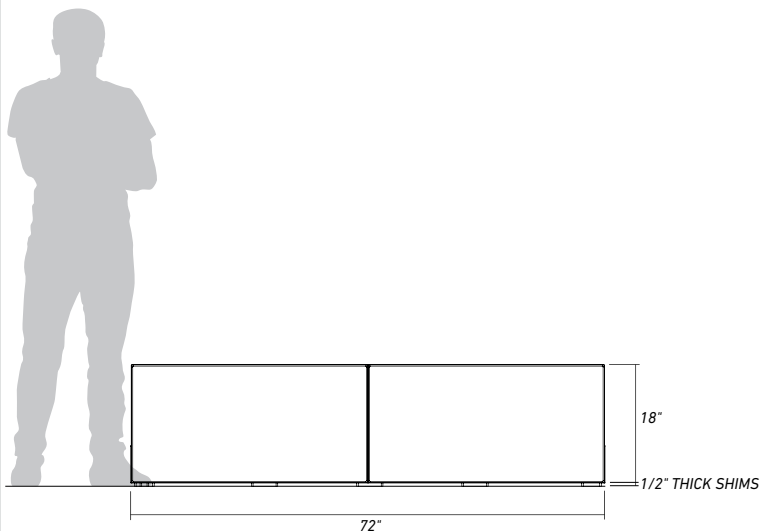
**NOTE:** The panels 18 x 36 are glued with 6 x 36 using CONSTRUCTION GLUE or STRUCTURE BOND.

## REQUIRED PANELS

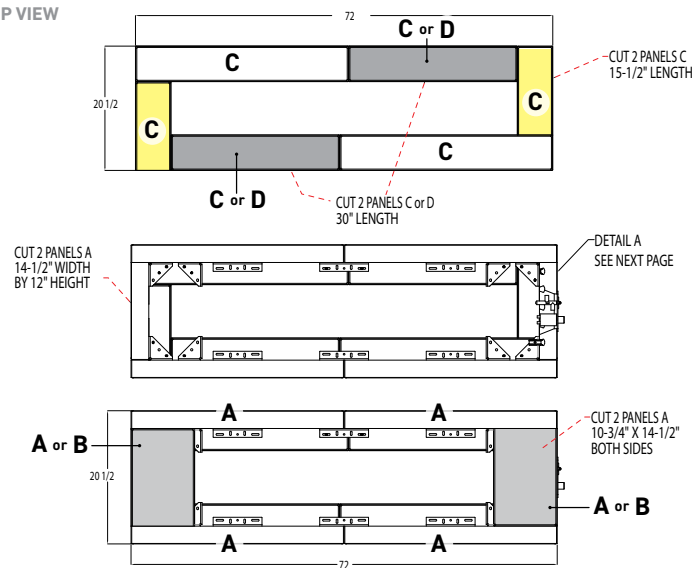


**IMPORTANT:** 18 x 36 panels are sold in pair/layer or in full pallet only. 6 x 36 panels are sold per unit or in layer or in full pallet.

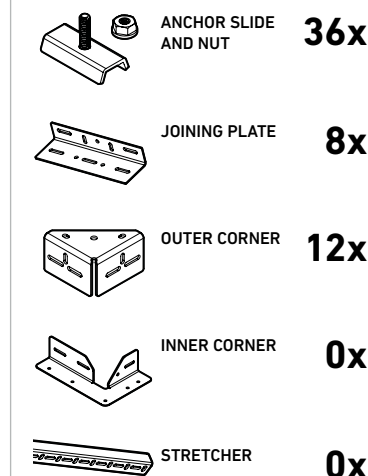
## FRONT VIEW



## TOP VIEW



## REQUIRED HARDWARE



**IMPORTANT:** It is recommended to follow Elements' specifications for ventilation. Belgard is not responsible for the conformity of connections, clearances and ventilation. Burner plate and accessories are not included.

ARTFORMS™ PANEL SYSTEM

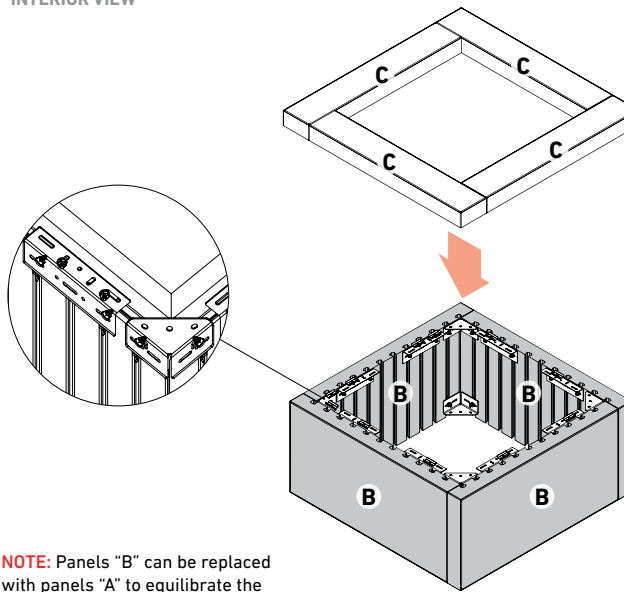
**TOTAL WEIGHT**  
(PANELS & HARDWARE) **1020 Lbs**

# 18. SQUARE PLANTER

BELGARD® | PAVES THE WAY™

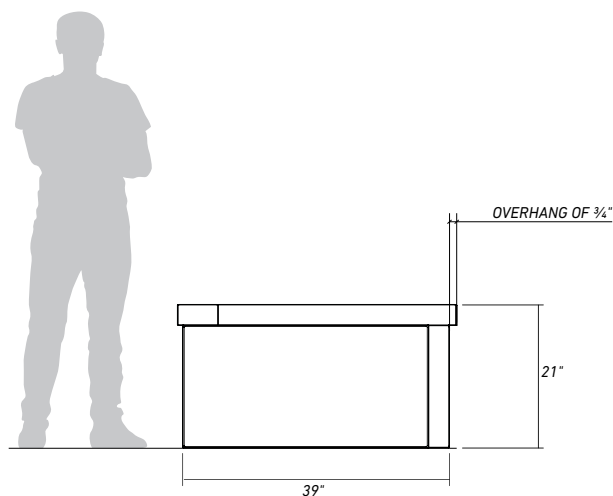


INTERIOR VIEW

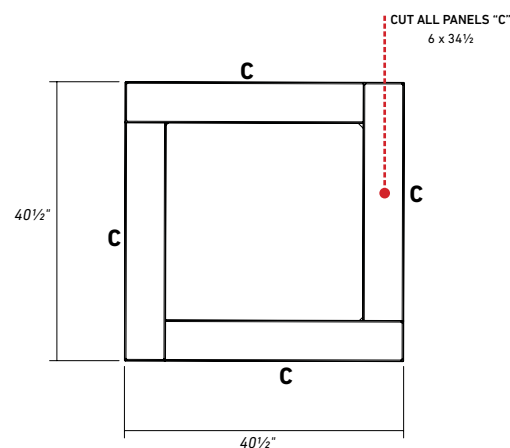


**NOTE:** Panels "B" can be replaced with panels "A" to equilibrate the pairs/layers. Panels "A" can't be replaced by the panels "B".

FRONT VIEW



TOP VIEW



## REQUIRED PANELS

	18 x 36 PANEL	0x
	18 x 36 PANEL	4x
	6 x 36 PANEL	4x
	6 x 36 PANEL	0x

**IMPORTANT:** 18 x 36 panels are sold in pair/layer or in full pallet only. 6 x 36 panels are sold per unit or in layer or in full pallet.

## REQUIRED HARDWARE

	ANCHOR SLIDE AND NUT	40x
	JOINING PLATE	8x
	OUTER CORNER	8x
	INNER CORNER	0x
	STRETCHER	0x

**IMPORTANT:** Refer to page 23 of the ARTFORMS INSTALLATION GUIDE about the installation of geotextile in planter box. Contact experts/engineers to validate the base preparation, the drainage, the plants & roots growth/management.

ARTFORMS™ PANEL SYSTEM

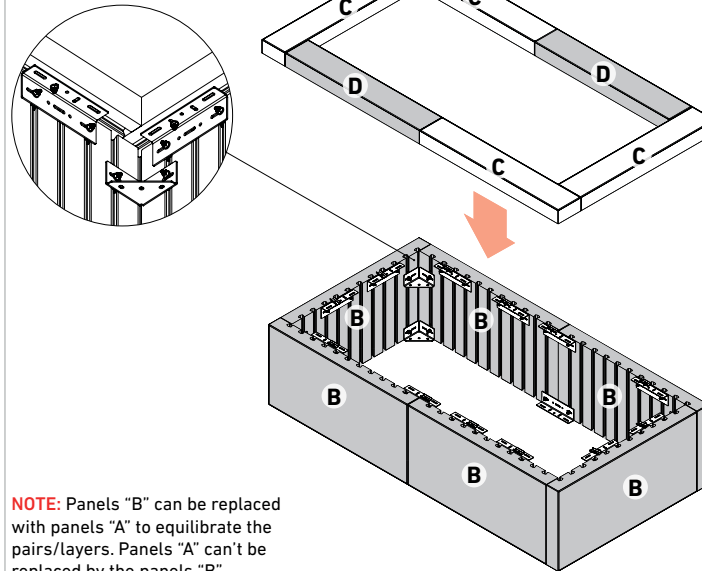
**TOTAL WEIGHT**  
(PANELS & HARDWARE) **804 Lbs**

# 19. RECTANGULAR PLANTER

BELGARD® | PAVES THE WAY®

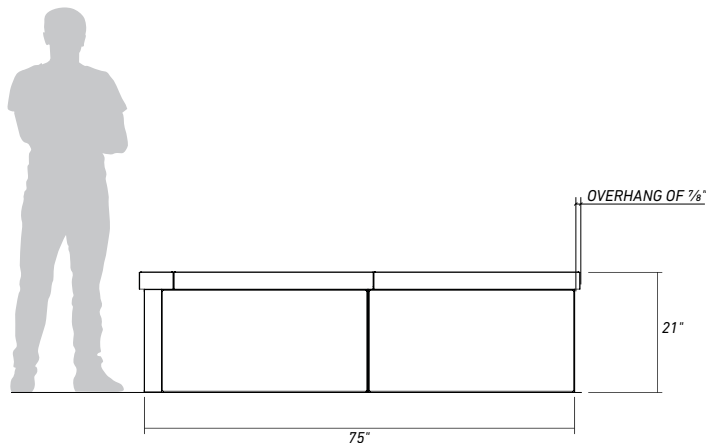


INTERIOR VIEW

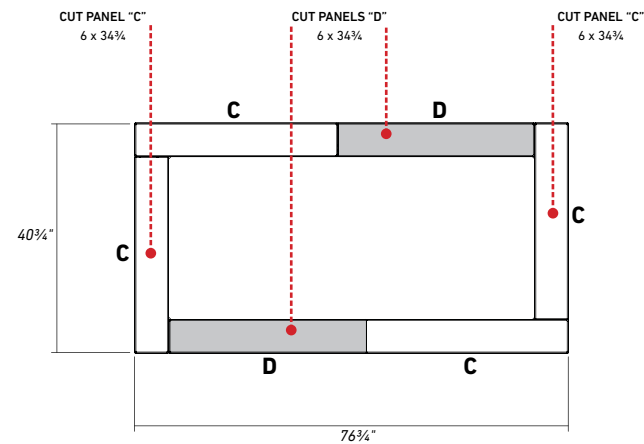


**NOTE:** Panels "B" can be replaced with panels "A" to equilibrate the pairs/layers. Panels "A" can't be replaced by the panels "B".

FRONT VIEW



TOP VIEW



## REQUIRED PANELS

	18 x 36 PANEL	0x
	18 x 36 PANEL	6x
	6 x 36 PANEL	4x
	6 x 36 PANEL	2x

**IMPORTANT:** 18 x 36 panels are sold in pair/layer or in full pallet only. 6 x 36 panels are sold per unit or in layer or in full pallet.

## REQUIRED HARDWARE

	ANCHOR SLIDE AND NUT	56x
	JOINING PLATE	14x
	OUTER CORNER	8x
	INNER CORNER	0x
	STRETCHER	0x

**IMPORTANT:** Refer to page 23 of the ARTFORMS INSTALLATION GUIDE about the installation of geotextile in planter box. Contact experts/engineers to validate the base preparation, the drainage, the plants & roots growth/management.

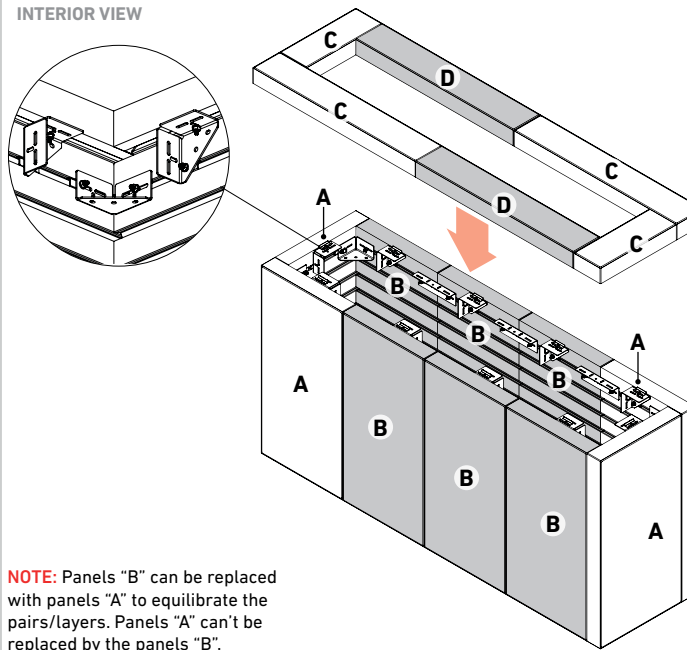
ARTFORMS™ PANEL SYSTEM

**TOTAL WEIGHT**  
(PANELS & HARDWARE) **1209 Lbs**

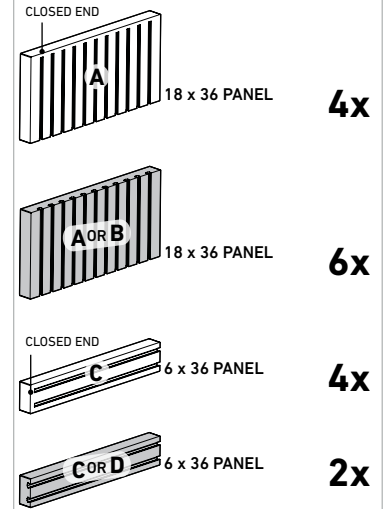


# 20. VERTICAL PLANTER

BELGARD® | PAVES THE WAY™

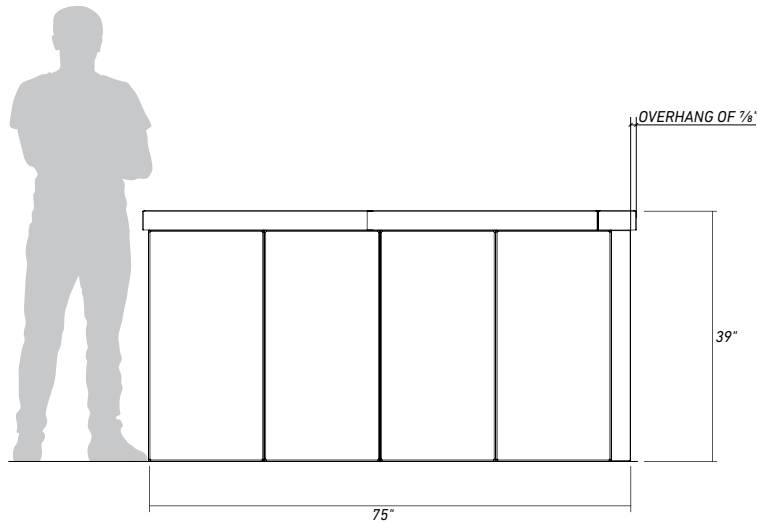


## REQUIRED PANELS



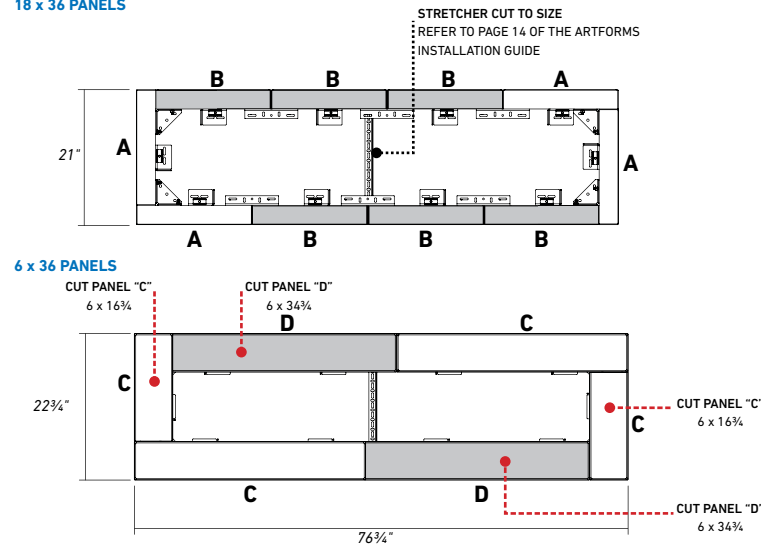
**IMPORTANT:** 18 x 36 panels are sold in pair/layer or in full pallet only. 6 x 36 panels are sold per unit or in layer or in full pallet.

## FRONT VIEW

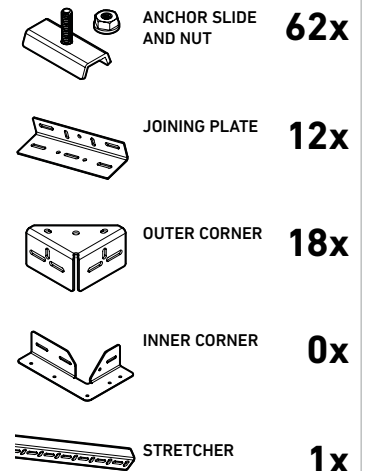


## TOP VIEW

18 x 36 PANELS



## REQUIRED HARDWARE



**IMPORTANT:** Refer to page 23 of the ARTFORMS INSTALLATION GUIDE about the installation of geotextile in planter box. Contact experts/engineers to validate the base preparation, the drainage, the plants & roots growth/management.

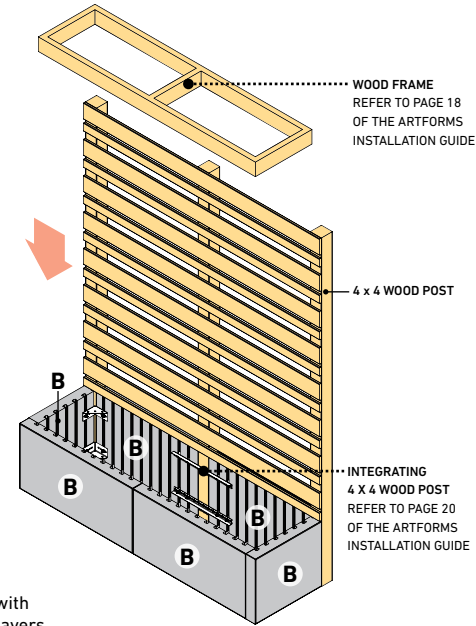
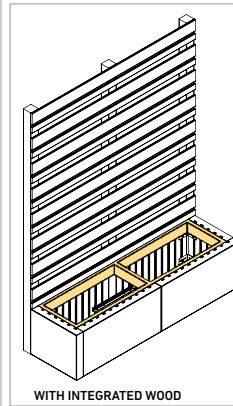
**TOTAL WEIGHT**  
(PANELS & HARDWARE) **1765 Lbs**

# 21. PRIVACY WALL WITH BENCH

BELGARD® | PAVES THE WAY™

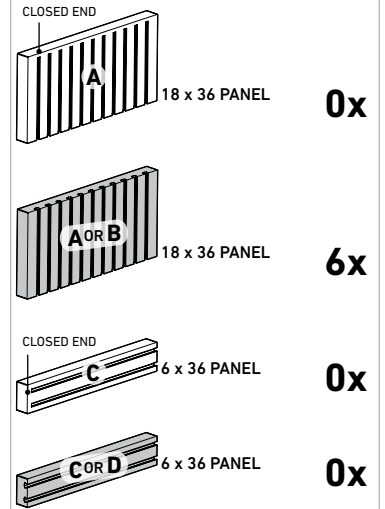


INTERIOR VIEW



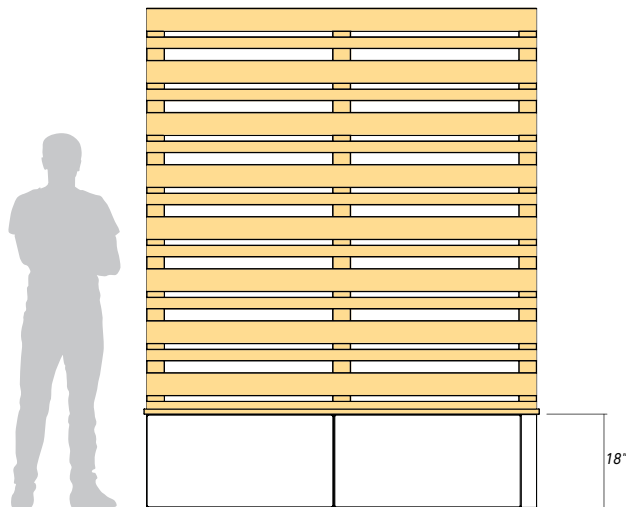
**NOTE:** Panels "B" can be replaced with panels "A" to equilibrate the pairs/layers.

## REQUIRED PANELS

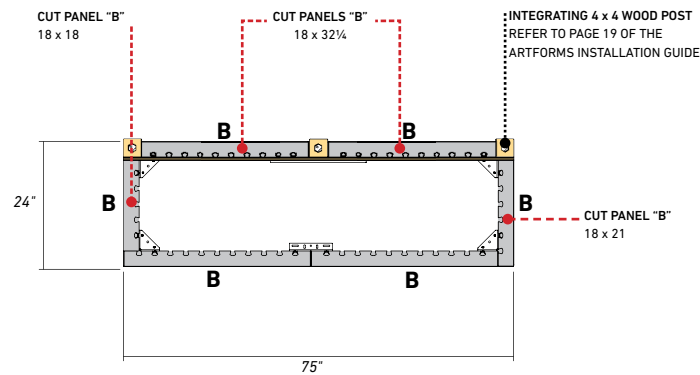


**IMPORTANT:** 18 x 36 panels are sold in pair/layer or in full pallet only. 6 x 36 panels are sold per unit or in layer or in full pallet.

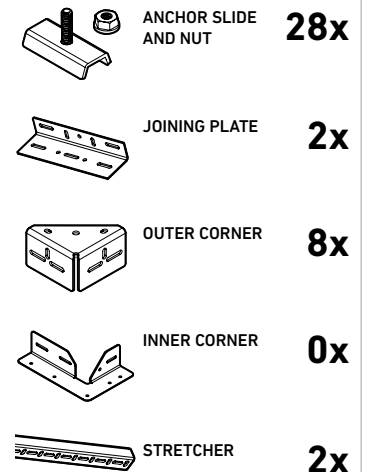
FRONT VIEW



TOP VIEW

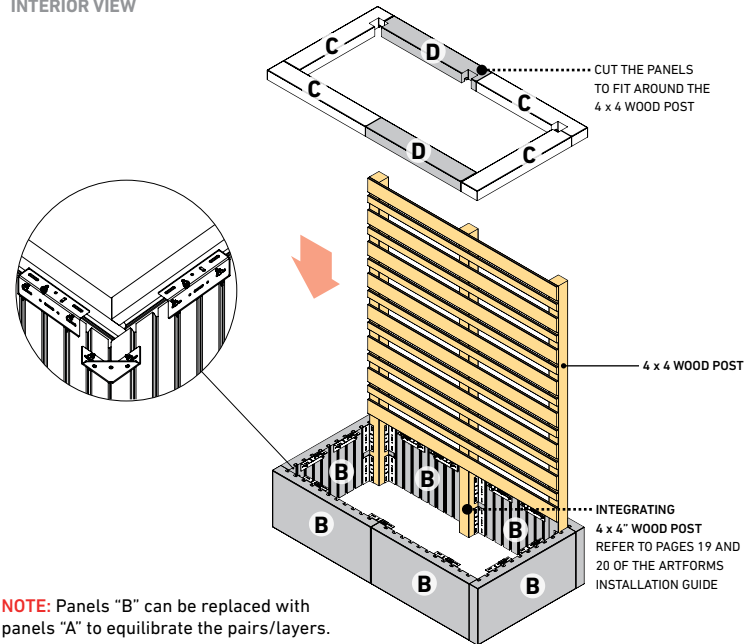
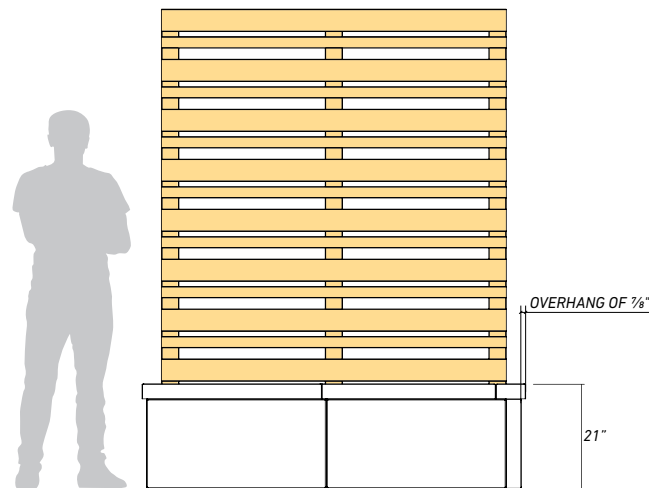
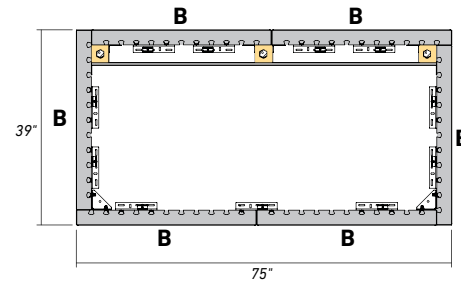
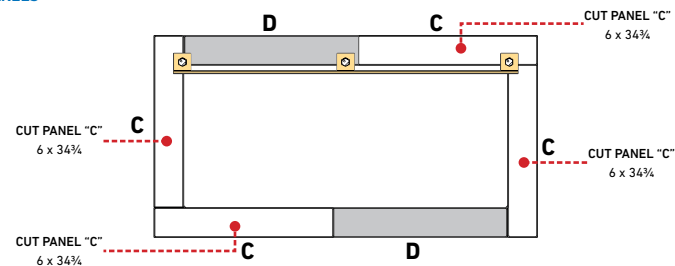
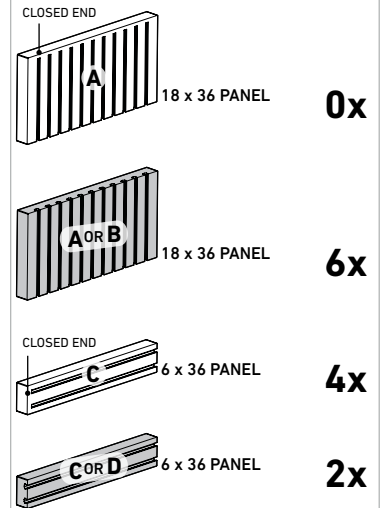


## REQUIRED HARDWARE

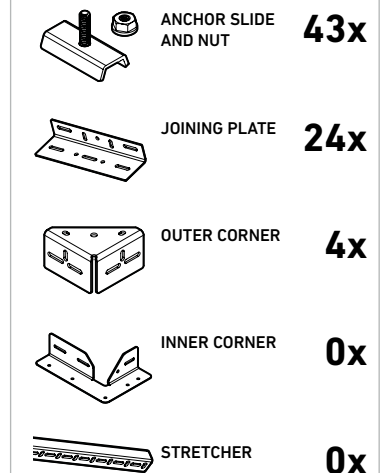


**TOTAL WEIGHT**  
(PANELS & HARDWARE) **740 Lbs**

# PRIVACY WALL WITH PLANTER

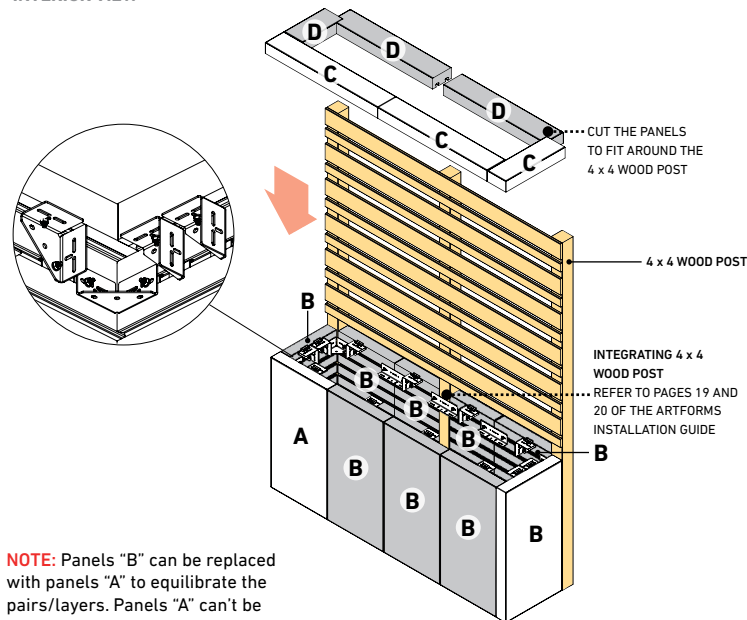

**INTERIOR VIEW**

**FRONT VIEW**

**TOP VIEW**  
**18 x 36 PANELS**

**6 x 36 PANELS**

**REQUIRED PANELS**


**IMPORTANT:** 18 x 36 panels are sold in pair/layer or in full pallet only. 6 x 36 panels are sold per unit or in layer or in full pallet.

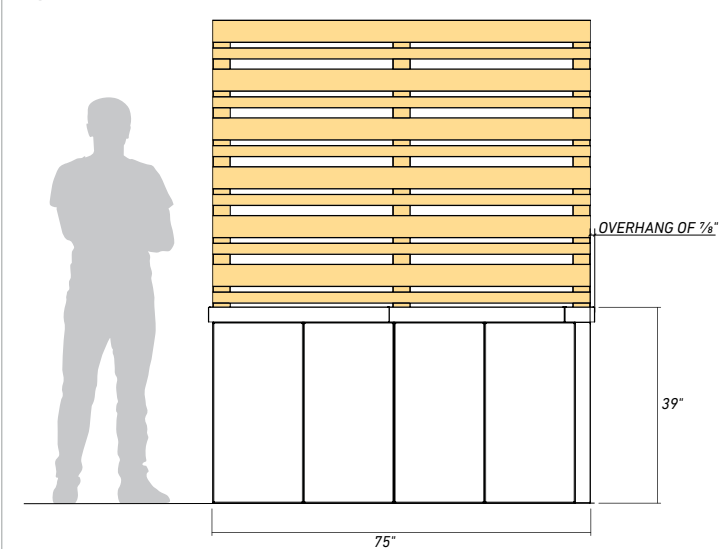
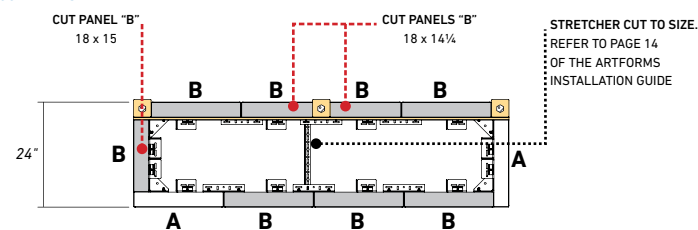
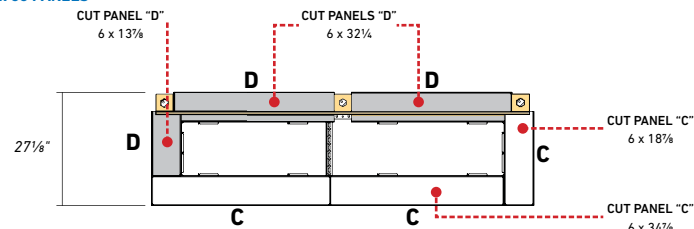
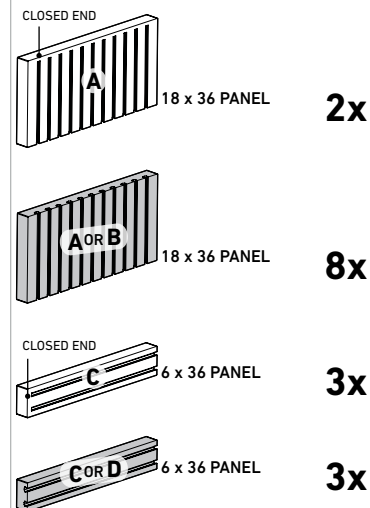
**REQUIRED HARDWARE**


**IMPORTANT:** Refer to page 23 of the ARTFORMS INSTALLATION GUIDE about the installation of geotextile in planter box. Contact experts/engineers to validate the base preparation, the drainage, the plants & roots growth/management.

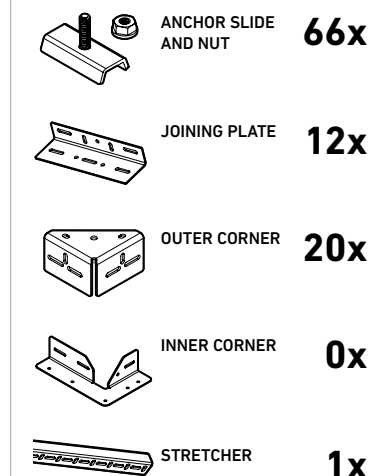
# PRIVACY WALL WITH VERTICAL PLANTER


**INTERIOR VIEW**


**NOTE:** Panels "B" can be replaced with panels "A" to equilibrate the pairs/layers. Panels "A" can't be replaced by the panels "B".

**FRONT VIEW**

**TOP VIEW**
**18 x 36 PANELS**

**6 x 36 PANELS**

**REQUIRED PANELS**


**IMPORTANT:** 18 x 36 panels are sold in pair/layer or in full pallet only. 6 x 36 panels are sold per unit or in layer or in full pallet.

**REQUIRED HARDWARE**


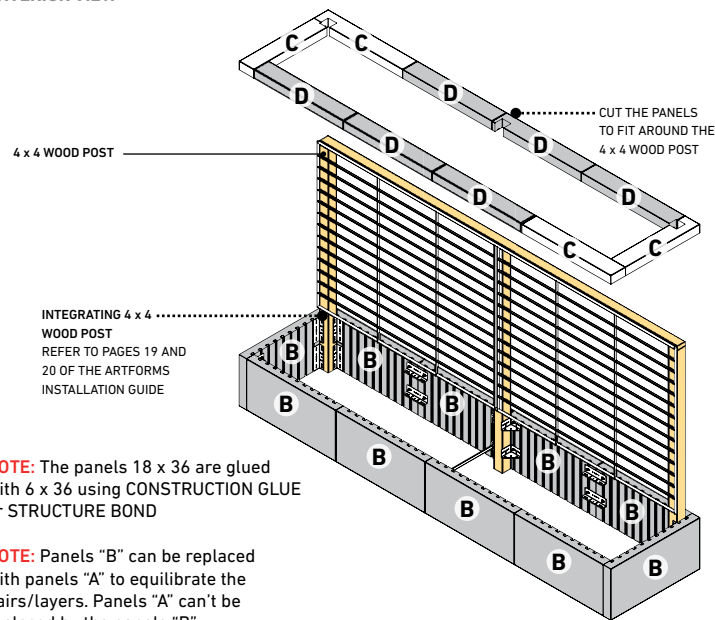
**TOTAL WEIGHT (PANELS & HARDWARE) 1667 Lbs**

**IMPORTANT:** Refer to page 23 of the ARTFORMS INSTALLATION GUIDE about the installation of geotextile in planter box. Contact experts/engineers to validate the base preparation, the drainage, the plants & roots growth/management.



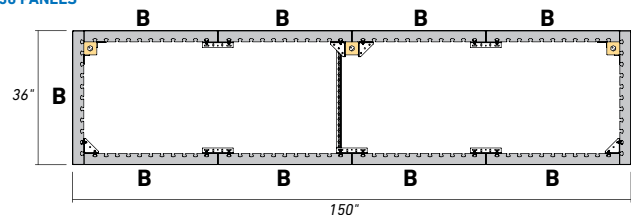


## INTERIOR VIEW

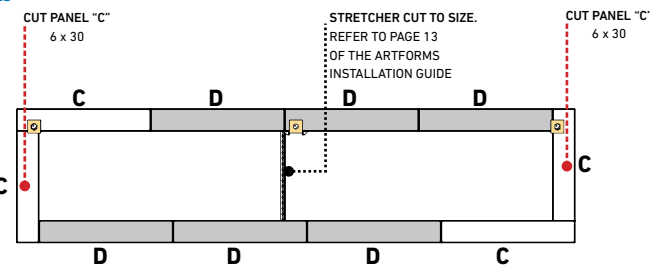


## TOP VIEW

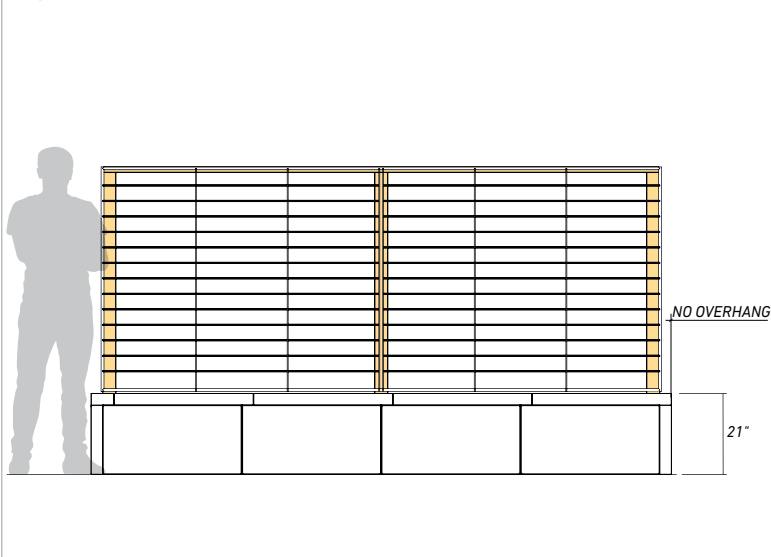
18 x 36 PANELS



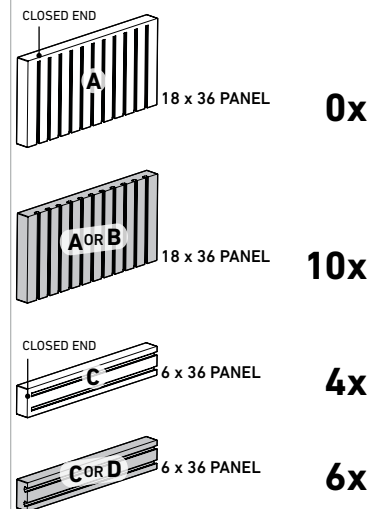
6 x 36 PANELS



## FRONT VIEW

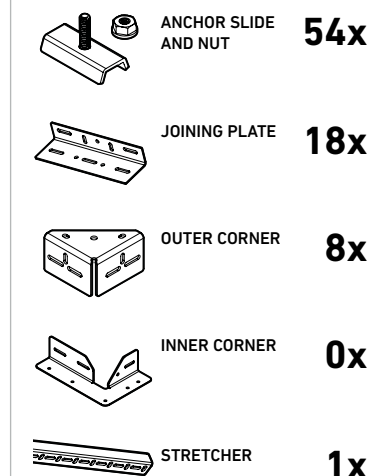


## REQUIRED PANELS



**IMPORTANT:** 18 x 36 panels are sold in pair/layer or in full pallet only. 6 x 36 panels are sold per unit or in layer or in full pallet.

## REQUIRED HARDWARE



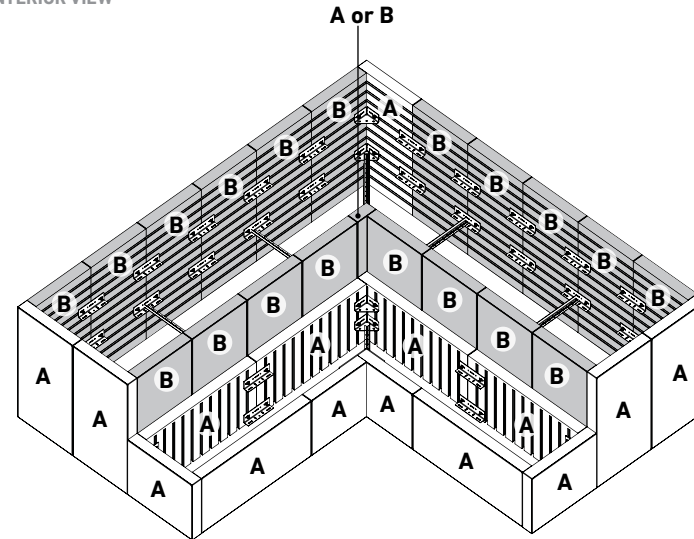
**IMPORTANT:** Refer to page 23 of the ARTFORMS INSTALLATION GUIDE about the installation of geotextile in planter box. Contact experts/engineers to validate the base preparation, the drainage, the plants & roots growth/management.

# CORNER MULTILEVEL RAISED GARDEN

BELGARD® | PAVES THE WAY™

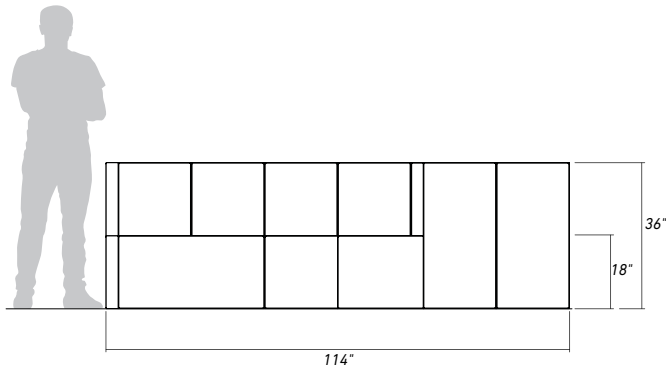


INTERIOR VIEW

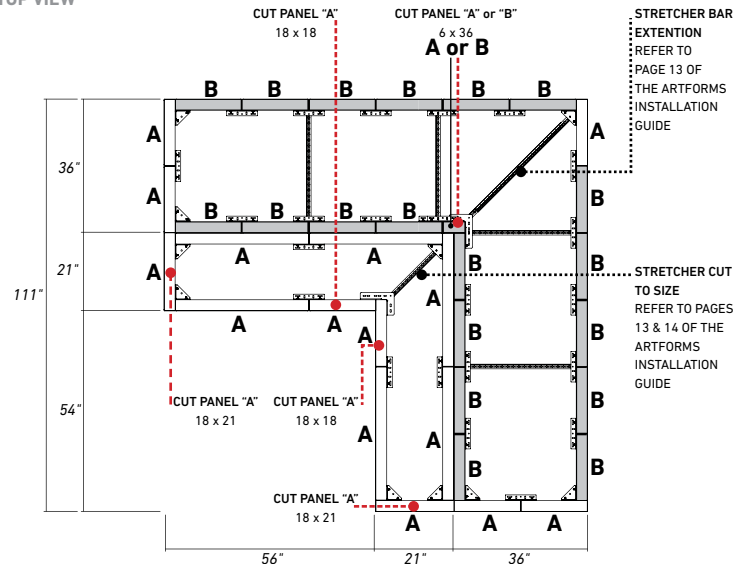


**NOTE:** Panels "B" can be replaced with panels "A" to equilibrate the pairs/layers. Panels "A" can't be replaced by the panels "B".

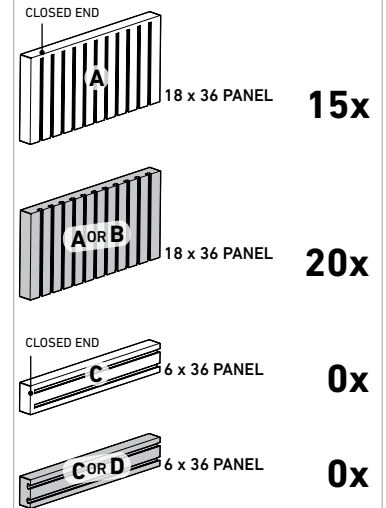
FRONT VIEW



TOP VIEW

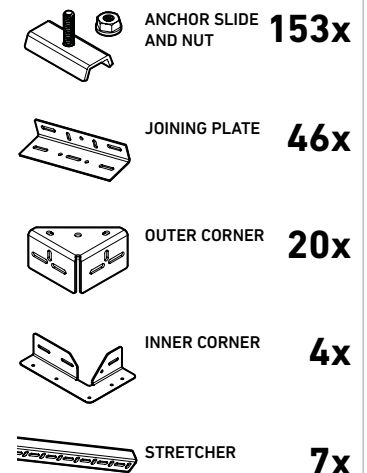


## REQUIRED PANELS



**IMPORTANT:** 18 x 36 panels are sold in pair/layer or in full pallet only. 6 x 36 panels are sold per unit or in layer or in full pallet.

## REQUIRED HARDWARE



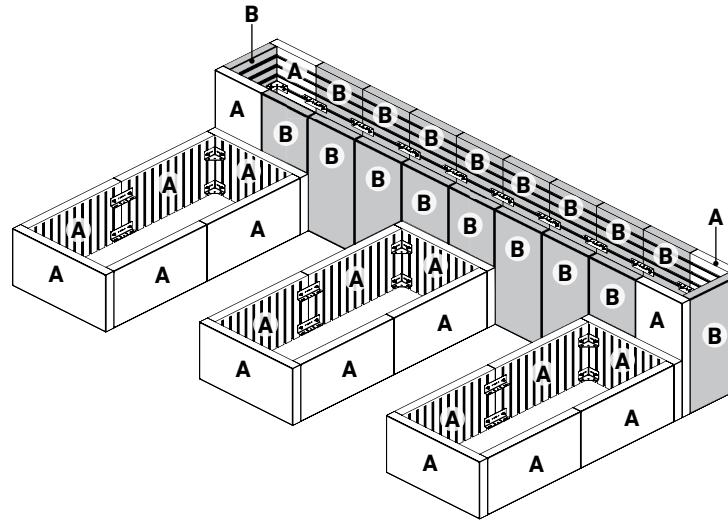
**IMPORTANT:** Refer to page 23 of the ARTFORMS INSTALLATION GUIDE about the installation of geotextile in planter box. Contact experts/engineers to validate the base preparation, the drainage, the plants & roots growth/management.

# 26. MULTILEVEL RAISED GARDEN

BELGARD® | PAVES THE WAY™

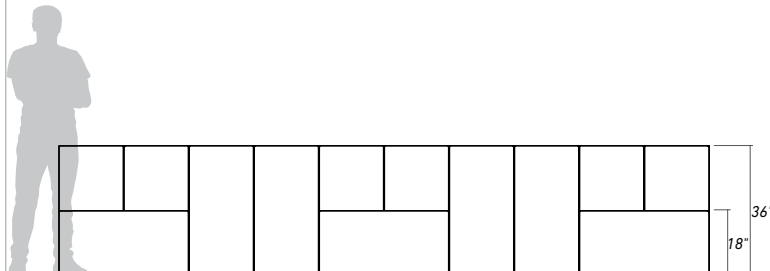


INTERIOR VIEW

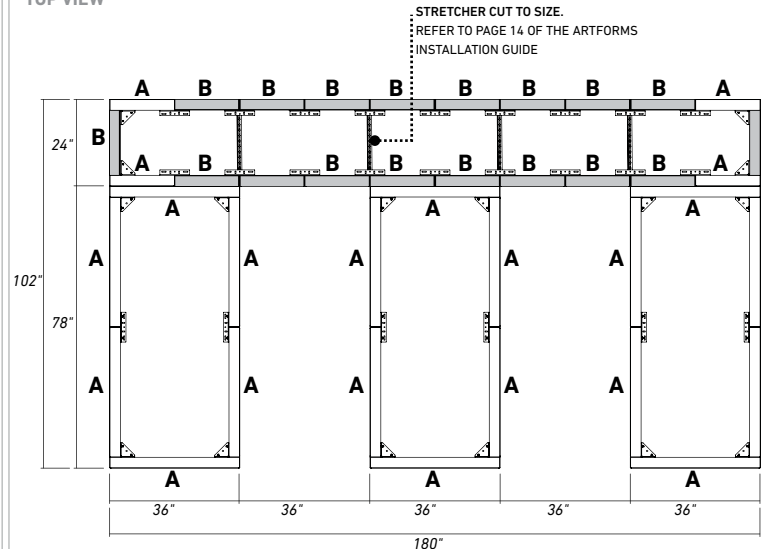


**NOTE:** Panels "B" can be replaced with panels "A" to equilibrate the pairs/layers. Panels "A" can't be replaced by the panels "B".

FRONT VIEW



TOP VIEW



## REQUIRED PANELS

	18 x 36 PANEL	22x
	18 x 36 PANEL	18x
	6 x 36 PANEL	0x
	6 x 36 PANEL	0x

**IMPORTANT:** 18 x 36 panels are sold in pair/layer or in full pallet only. 6 x 36 panels are sold per unit or in layer or in full pallet.

## REQUIRED HARDWARE

	ANCHOR SLIDE AND NUT	168x
	JOINING PLATE	48x
	OUTER CORNER	32x
	INNER CORNER	0x
	STRETCHER	2x

**IMPORTANT:** Refer to page 23 of the ARTFORMS INSTALLATION GUIDE about the installation of geotextile in planter box. Contact experts/engineers to validate the base preparation, the drainage, the plants & roots growth/management.

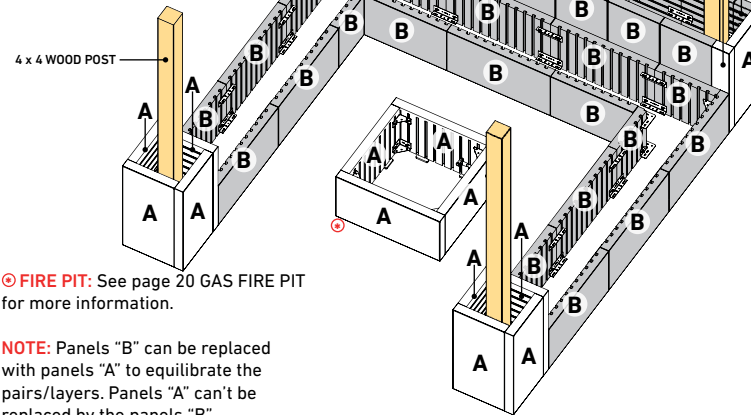
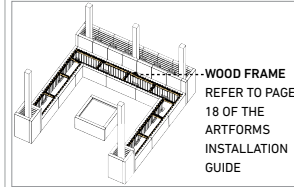
ARTFORMS™ PANEL SYSTEM

**TOTAL WEIGHT**  
(PANELS & HARDWARE) **6058 Lbs**

# FIREPLACE WITH BENCH & WOOD PERGOLA



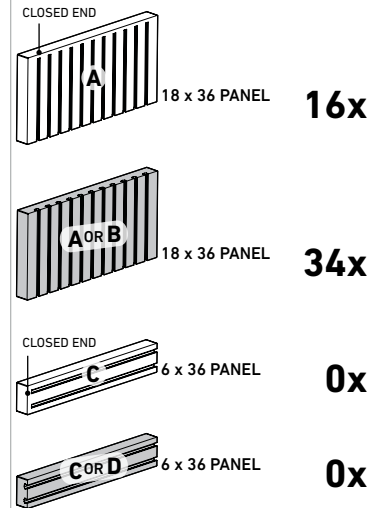
## INTERIOR VIEW



© FIRE PIT: See page 20 GAS FIRE PIT for more information.

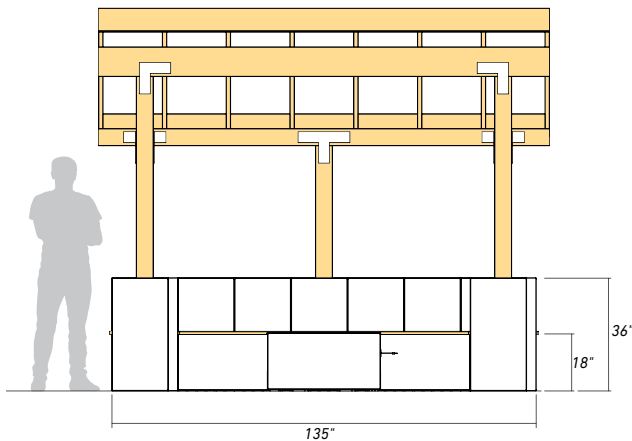
**NOTE:** Panels "B" can be replaced with panels "A" to equilibrate the pairs/layers. Panels "A" can't be replaced by the panels "B".

## REQUIRED PANELS

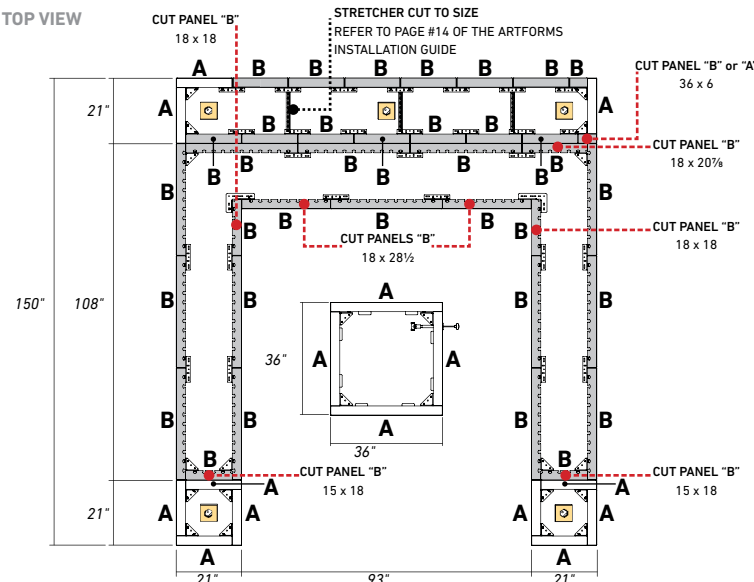


**IMPORTANT:** 18 x 36 panels are sold in pair/layer or in full pallet only. 6 x 36 panels are sold per unit or in layer or in full pallet.

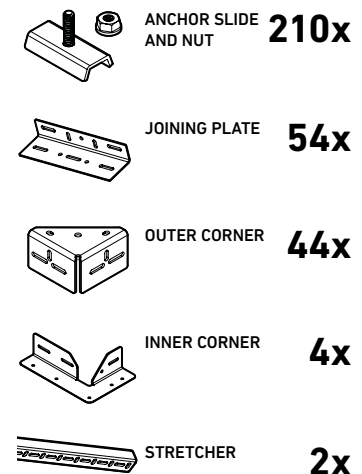
## FRONT VIEW



## TOP VIEW



## REQUIRED HARDWARE



**IMPORTANT:** Other types of hardware (not included) may be required to make these assemblies (wood screws, concrete anchors, etc.). BELGARD is not responsible for any issue regarding other materials, accessories, other types of hardware, etc. We recommend to consulting an expert/engineer to validate installation of the wood posts of pergola.

**TOTAL WEIGHT (PANELS & HARDWARE)** **2315 Lbs**



# L-SHAPE BENCH & VERTICAL PLANTER

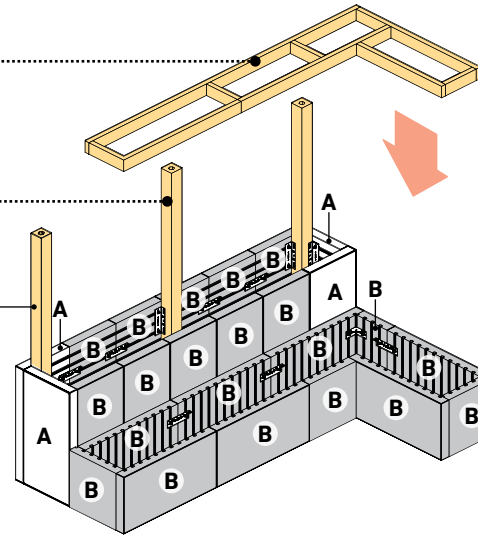


## INTERIOR VIEW

WOOD FRAME  
REFER TO PAGE 18  
OF THE ARTFORMS  
INSTALLATION GUIDE


INTEGRATING 4 x 4  
WOOD POST  
REFER TO PAGES 19 AND  
20 OF THE ARTFORMS  
INSTALLATION GUIDE

4 x 4 WOOD POST

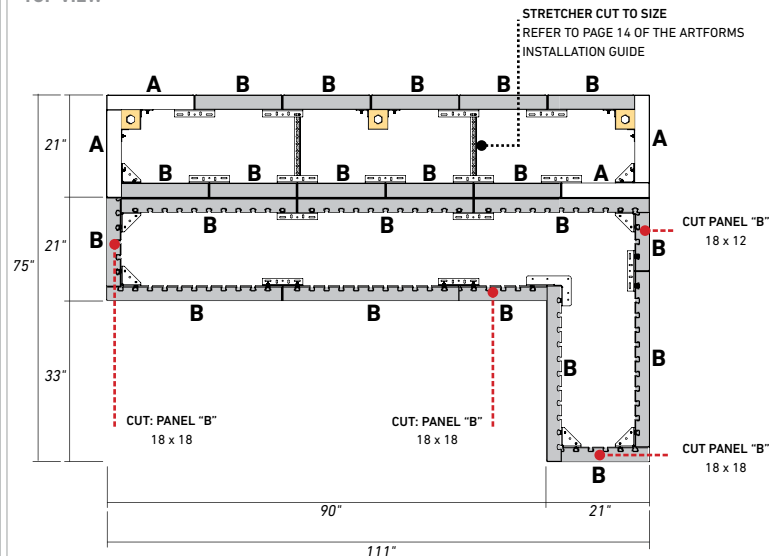


**NOTE:** Panels "B" can be replaced with panels "A" to equilibrate the pairs/layers. Panels "A" can't be replaced by the panels "B".

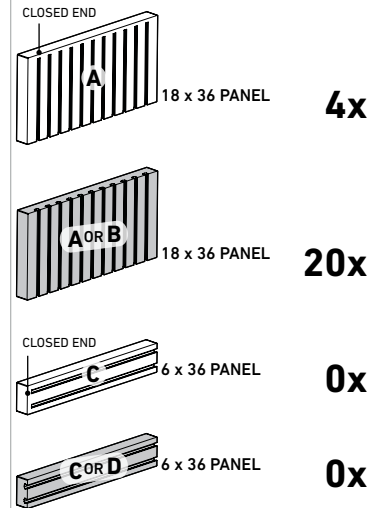
## FRONT VIEW



## TOP VIEW

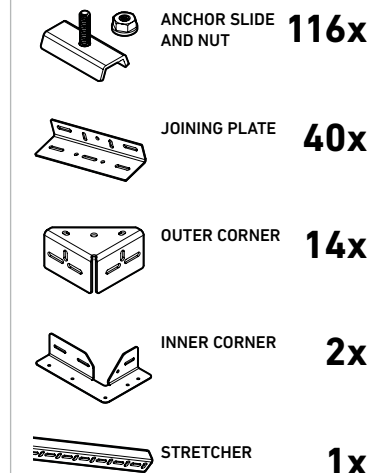


## REQUIRED PANELS



**IMPORTANT:** 18 x 36 panels are sold in pair/layer or in full pallet only. 6 x 36 panels are sold per unit or in layer or in full pallet.

## REQUIRED HARDWARE



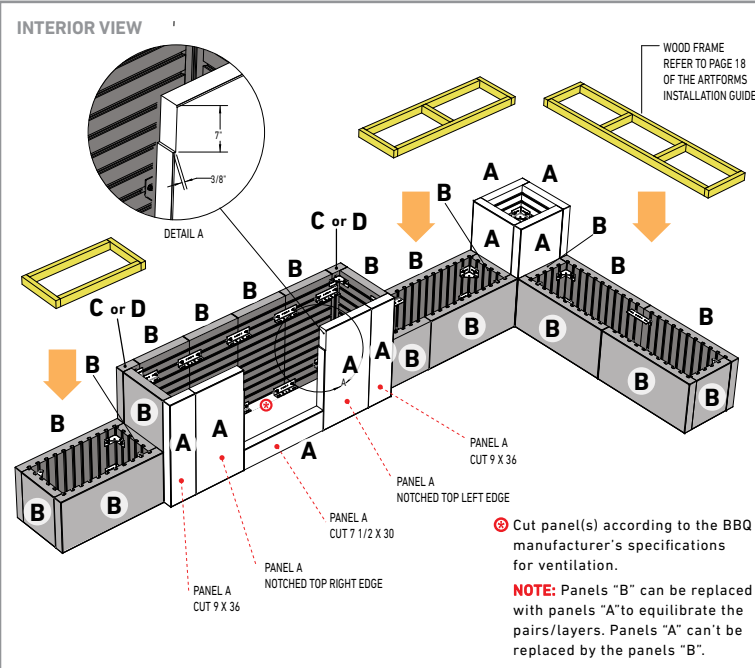
**IMPORTANT:** Refer to page 23 of the ARTFORMS INSTALLATION GUIDE about the installation of geotextile in planter box. Contact experts/engineers to validate the base preparation, the drainage, the plants & roots growth/management.

# BBQ WITH BENCH & VERTICAL PLANTER

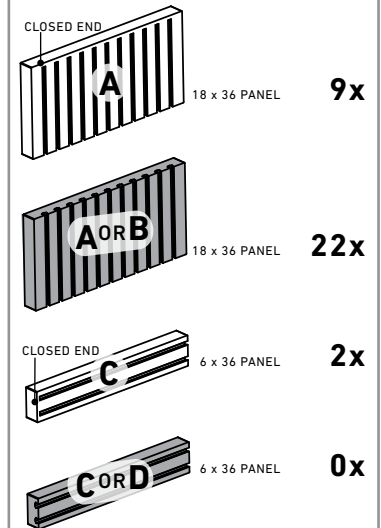
BELGARD® | PAVES THE WAY™



SCAN HERE  
TO LEARN MORE  
ABOUT ELEMENTS™

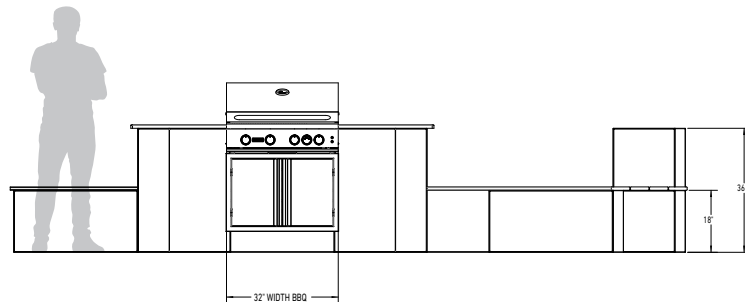


## REQUIRED PANELS

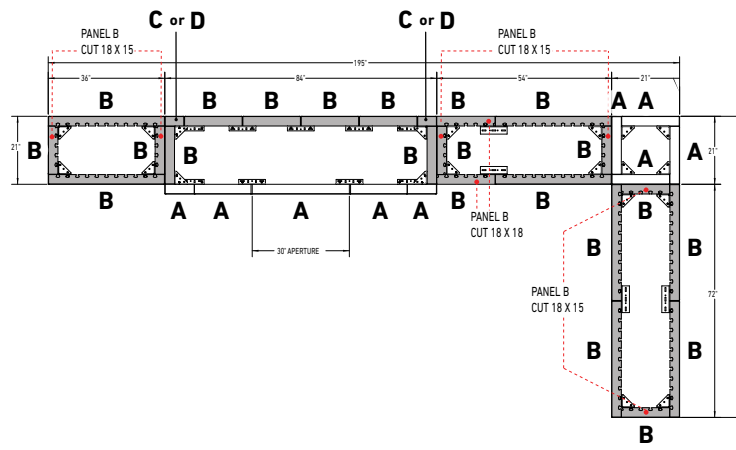


**IMPORTANT:** 18 x 36 panels are sold in pair/layer or in full pallet only. 6 x 36 panels are sold per unit or in layer or in full pallet.

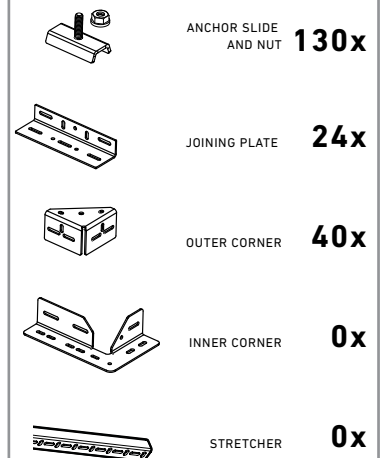
## FRONT VIEW



## TOP VIEW



## REQUIRED HARDWARE



**IMPORTANT:** It is recommended to follow Elements' specifications for ventilation and clearances. Belgard is not responsible for the conformity of connections, clearances and ventilation. BBQ, countertop and accessories are not included.

**TOTAL WEIGHT**  
(PANELS & HARDWARE) **3921 Lbs**

# HIGH TOP GAS FIRE PIT

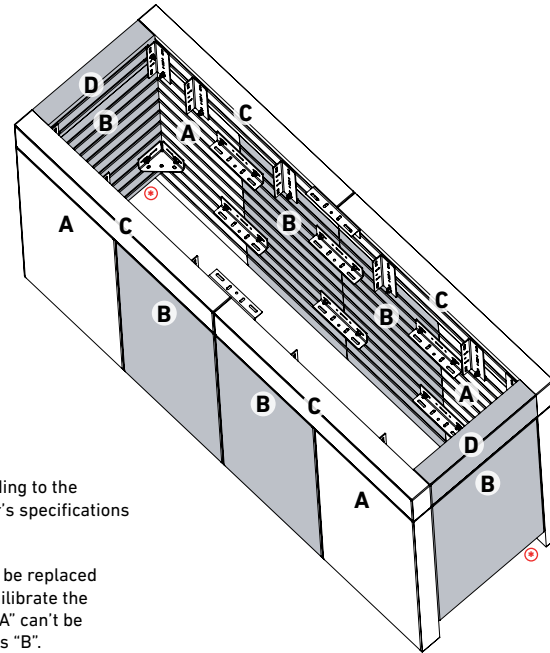
Gas Option



Propane Option



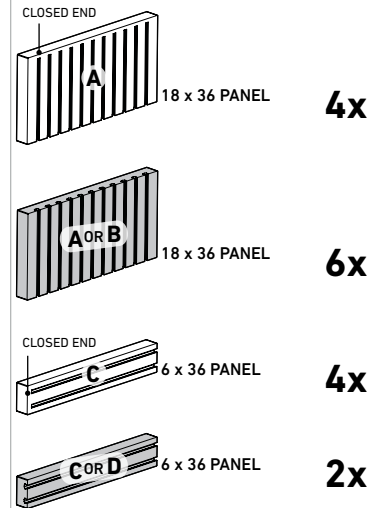
INTERIOR VIEW



⊙ Cut panel(s) according to the burner manufacturer's specifications for ventilation.

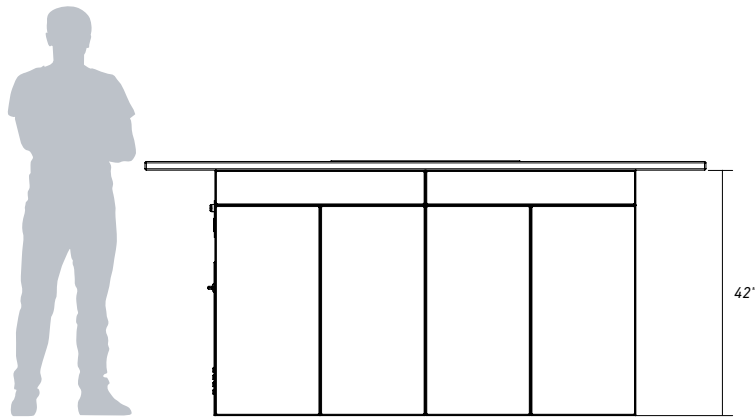
**NOTE:** Panels "B" can be replaced with panels "A" to equilibrate the pairs/layers. Panels "A" can't be replaced by the panels "B".

## REQUIRED PANELS



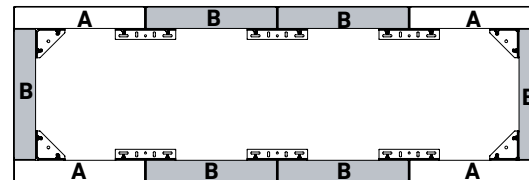
**IMPORTANT:** 18 x 36 panels are sold in pair/layer or in full pallet only. 6 x 36 panels are sold per unit or in layer or in full pallet.

FRONT VIEW



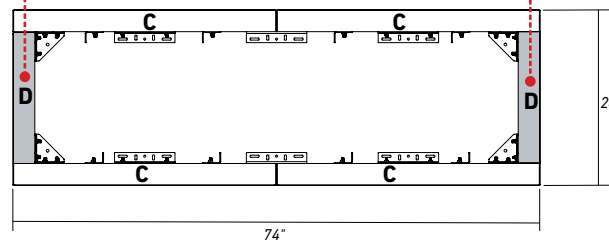
TOP VIEW

18 x 36 PANELS

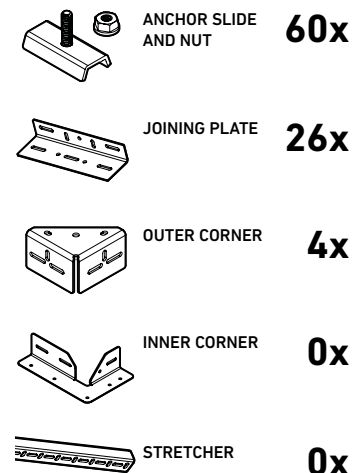


6 x 36 PANELS

CUT PANELS "D"  
6 x 18




## REQUIRED HARDWARE



**IMPORTANT:** It is recommended to follow the FIREKIT manufacturer's specifications for ventilation and clearances. Belgard is not responsible for the conformity of connections, clearances and ventilation. Burner pan, countertop and accessories are not included.

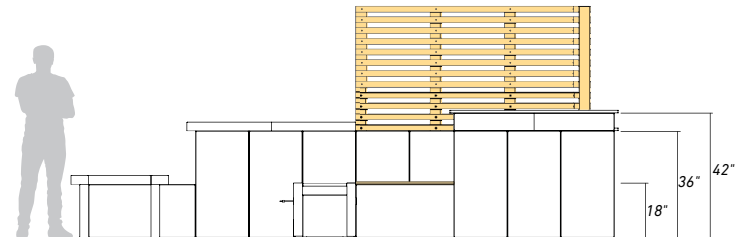
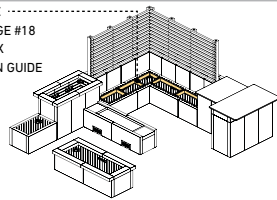
# 31. CORNER BENCH & FIRE PIT

BELGARD® PAVES THE WAY™



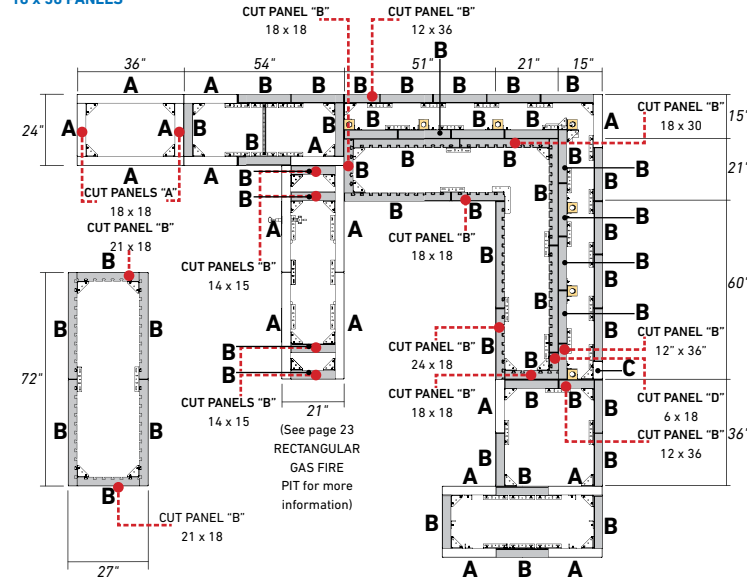
## FRONT VIEW

WOOD FRAME  
REFER TO PAGE #18  
OF THE ARTEX  
INSTALLATION GUIDE

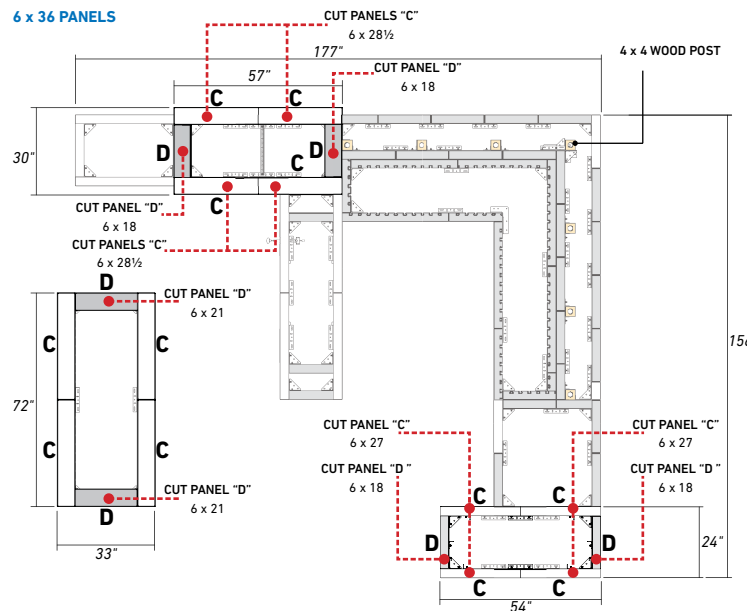


**NOTE:** Panels "B" can be replaced with panels "A" to equilibrate the pairs/layers. Panels "A" can't be replaced by the panels "B".

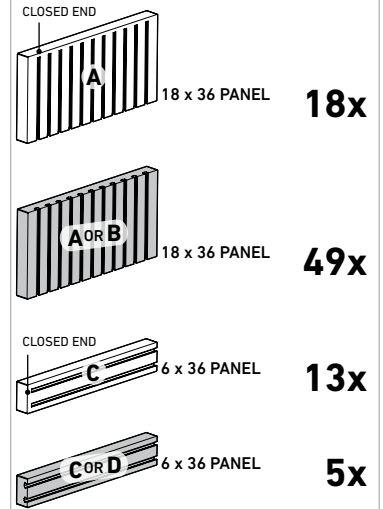
## INTERIOR VIEW 18 x 36 PANELS



## 6 x 36 PANELS

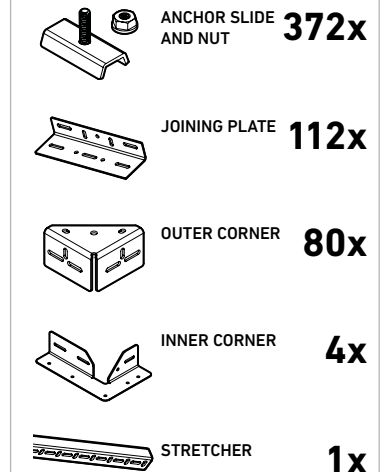


## REQUIRED PANELS



**IMPORTANT:** 18 x 36 panels are sold in pair/layer or in full pallet only. 6 x 36 panels are sold per unit or in layer or in full pallet.

## REQUIRED HARDWARE



**TOTAL WEIGHT (PANELS & HARDWARE) 9798 Lbs**

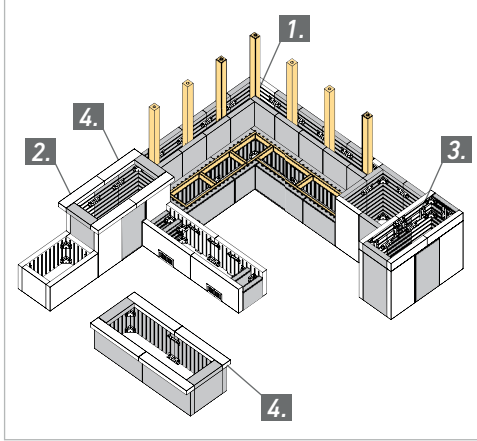
**IMPORTANT:** It is recommended to follow Elements' specifications for ventilation and clearances. Belgard is not responsible for the conformity of connections, clearances and ventilation. Burner pan, countertop and accessories are not included.

ARTFORMS™ PANEL SYSTEM



# 31. CORNER BENCH & FIRE PIT

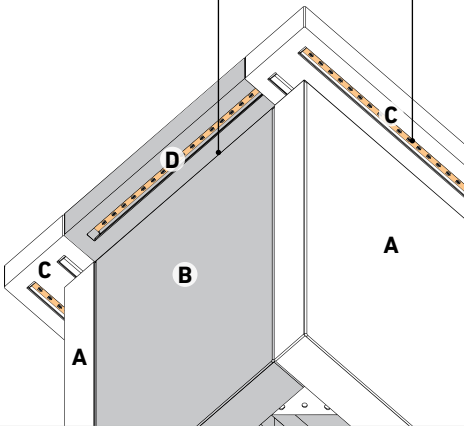
BELGARD® | PAVES THE WAY®



## VERTICAL & HORIZONTAL PLANTER BOX

2. OPTIONAL: LED strip can be inserted in the dovetail. Refer to page 16 of the ARTEX INSTALLATION GUIDE.

4. The panels 6 x 36 are glued using CONSTRUCTION GLUE or STRUCTURE BOND.

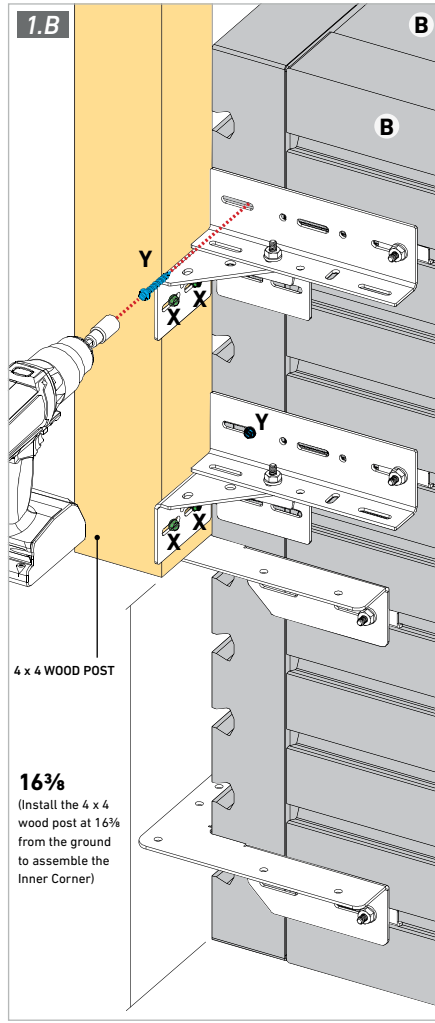
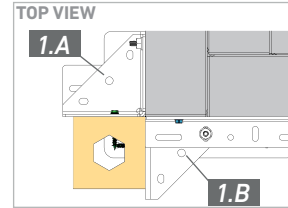
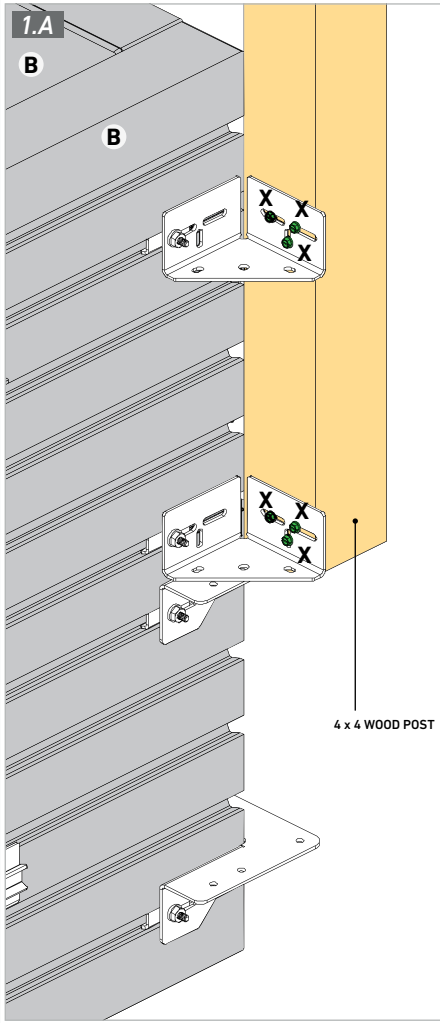


1. Drill the concrete panel to install the Concrete Screw Anchors, and the wood post to install the Stainless Steel Screw.

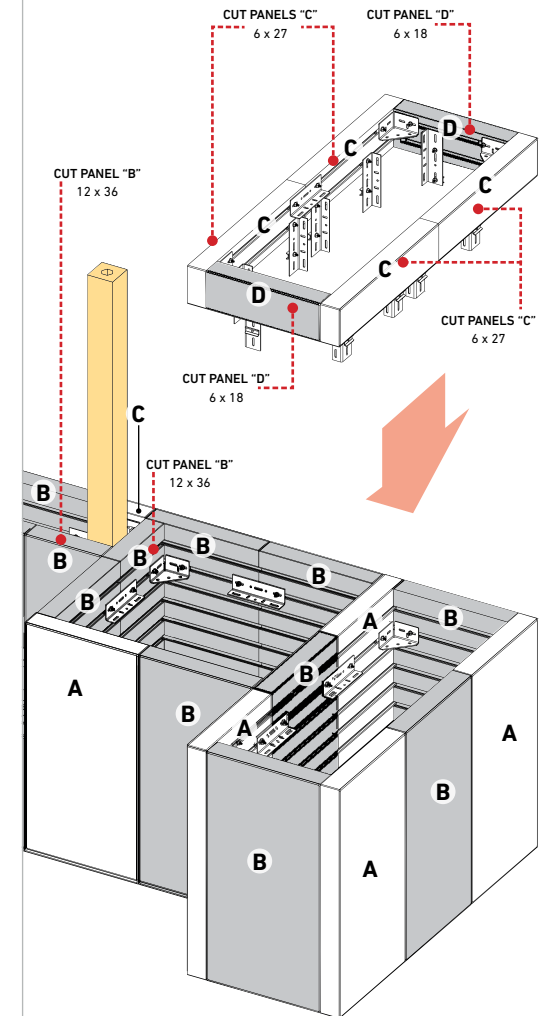
### NOTE:

X: Stainless Steel Wood Screw Flat Head #10 x 2½"

Y: Concrete screw anchor (Tapcon®) ¼ x 1¾ or ⅜ x 1¾



3. EXPLODED VIEW - BAR TABLE



**IMPORTANT:** It is recommended to follow the manufacturer's specifications for LED stripes and wire connections. Belgard is not responsible for the conformity of the LED strip inserts.

ARTFORMS™ PANEL SYSTEM

