



BELGARD
PAVES THE WAY™

ARTFORMS™

MODULAR PANEL SYSTEM



IDEA BOOK

TABLE OF CONTENTS


























1.  BENCH & PLANTER	6.  LONG BBQ	11.  LARGE COUNTER	16.  RECESSED RECTANGULAR GAS FIRE PIT	21.  PRIVACY WALL WITH BENCH
2.  CORNER BENCH & PLANTER	7.  L-SHAPE BBQ	12.  LUXURY COUNTER & BAR	17.  RECTANGULAR GAS FIRE PIT	22.  PRIVACY WALL WITH PLANTER
3.  BENCH & VERTICAL PLANTER	8.  CORNER BBQ & PIZZA GRILL	13.  RECESSED WOOD FIRE PIT	18.  SQUARE PLANTER	23.  PRIVACY WALL WITH VERTICAL PLANTER
4.  SMALL BBQ	9.  BBQ WITH LUXURY COUNTER & BAR	14.  RECESSED GAS FIRE PIT	19.  RECTANGULAR PLANTER	24.  RAISED GARDEN
5.  MEDIUM BBQ	10.  COUNTER & BAR	15.  GAS FIRE PIT	20.  VERTICAL PLANTER	25.  CORNER MULTILEVEL RAISED GARDEN

TABLE OF CONTENTS

26.



MULTILEVEL RAISED GARDEN

28.



**L-SHAPE BENCH WITH
VERTICAL PLANTER**

30.



HIGH TOP GAS FIREPIT

27.



**FIREPLACE WITH BENCH
& WOOD PERGOLA**

29.



**BBQ WITH BENCH &
VERTICAL PLANTER**

31.

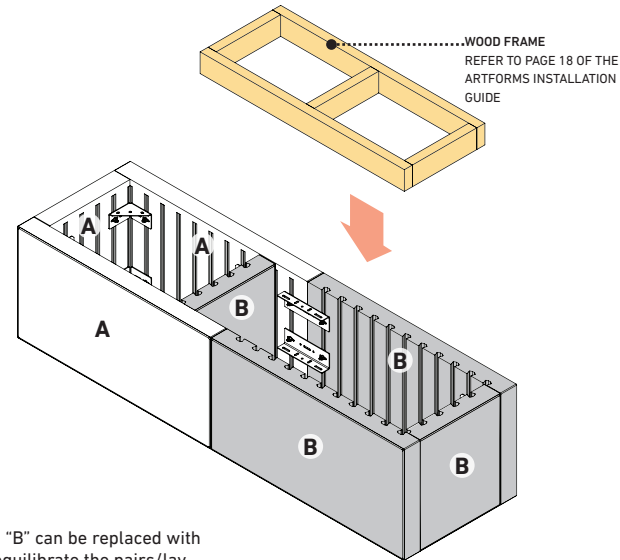


CORNER BENCH & FIRE PIT

1. BENCH & PLANTER

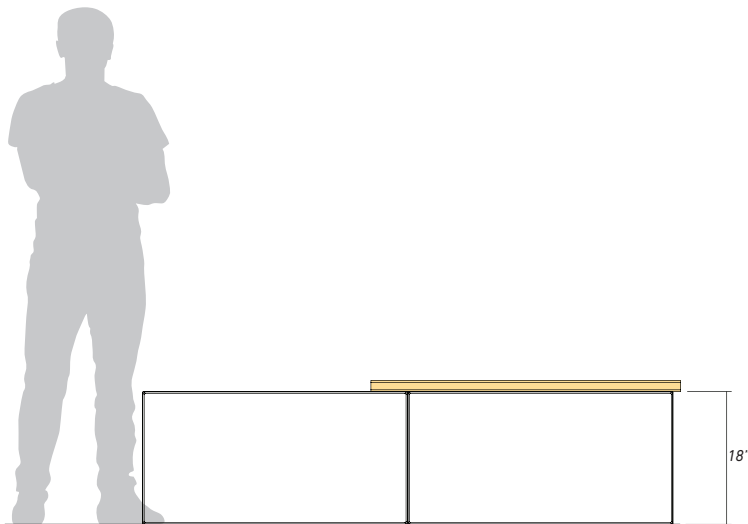


INTERIOR VIEW

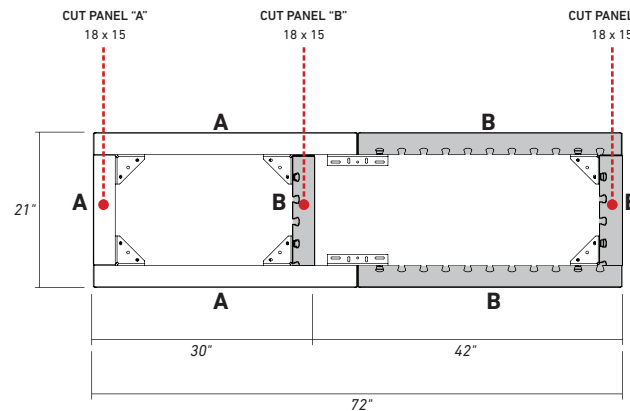


NOTE : Panels "B" can be replaced with panels "A" to equilibrate the pairs/layers. Panels "A" can't be replaced by the panels "B".

FRONT VIEW



TOP VIEW



REQUIRED PANELS

	18 x 36 PANEL	3x
	18 x 36 PANEL	3x
	6 x 36 PANEL	0x
	6 x 36 PANEL	0x

IMPORTANT: 18 x 36 panels are sold in pair/layer or in full pallet only. 6 x 36 panels are sold per unit or in layer or in full pallet.

REQUIRED HARDWARE

	ANCHOR SLIDE AND NUT	32x
	JOINING PLATE	4x
	OUTER CORNER	12x
	INNER CORNER	0x
	STRETCHER	0x

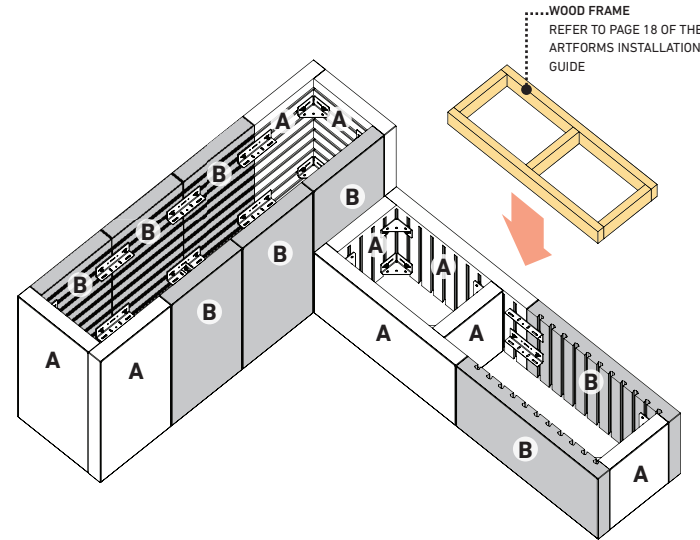
TOTAL WEIGHT
(PANELS & HARDWARE) **801 Lbs**

IMPORTANT: Refer to page 23 of the ARTFORMS INSTALLATION GUIDE about the installation of geotextile in planter box.
Contact experts/engineers to validate the base preparation, the drainage, the plants & roots growth/management.

CORNER BENCH & PLANTER

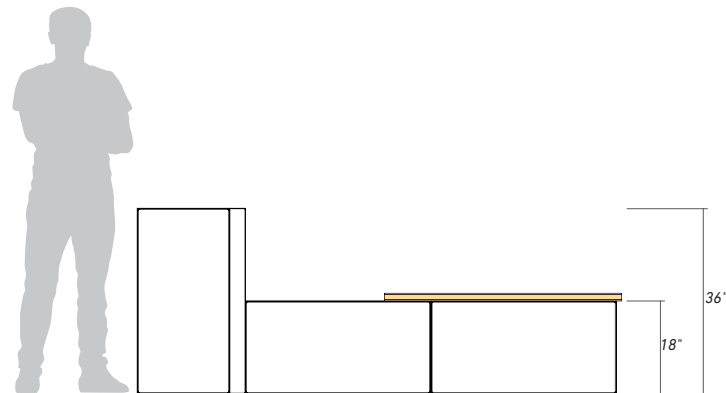


INTERIOR VIEW

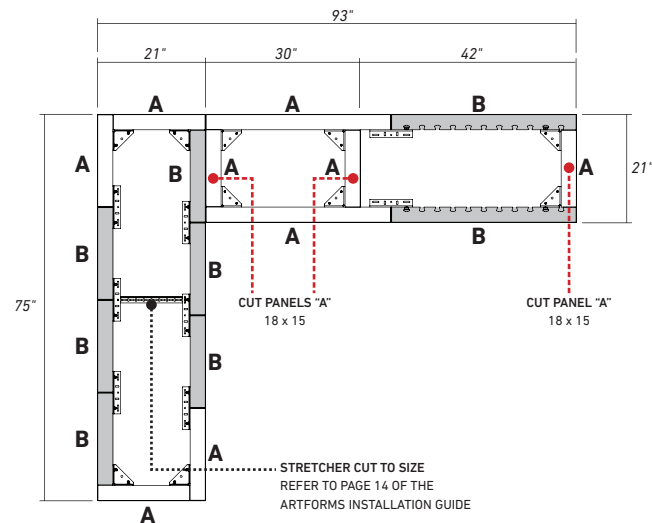


NOTE : Panels "B" can be replaced with panels "A" to equilibrate the pairs/layers. Panels "A" can't be replaced by the panels "B".

FRONT VIEW



TOP VIEW



REQUIRED PANELS

CLOSED END A	18 x 36 PANEL	8x
A OR B	18 x 36 PANEL	8x
CLOSED END C	6 x 36 PANEL	0x
C OR D	6 x 36 PANEL	0x

IMPORTANT: 18 x 36 panels are sold in pair/layer or in full pallet only. 6 x 36 panels are sold per unit or in layer or in full pallet.

REQUIRED HARDWARE

ANCHOR SLIDE AND NUT	74x
JOINING PLATE	16x
OUTER CORNER	20x
INNER CORNER	0x
STRETCHER	1x

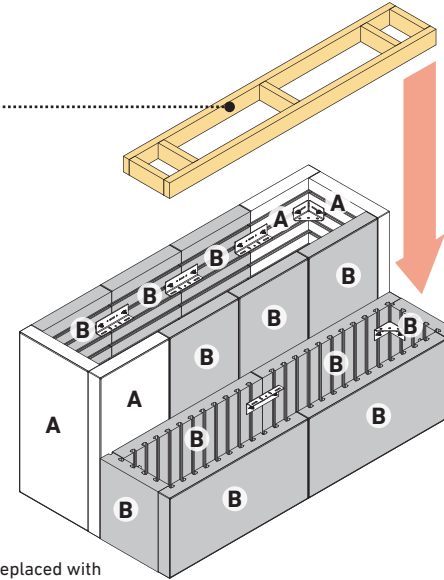
IMPORTANT: Refer to page 23 of the ARTFORMS INSTALLATION GUIDE about the installation of geotextile in planter box.
Contact experts/engineers to validate the base preparation, the drainage, the plants & roots growth/management.

BENCH & VERTICAL PLANTER



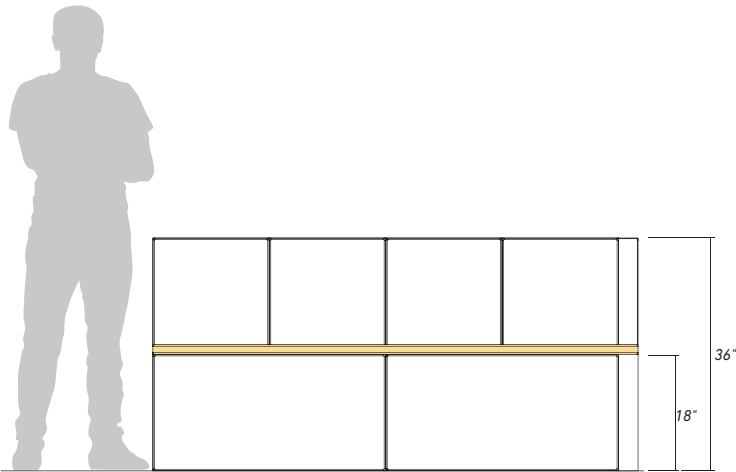
INTERIOR VIEW

WOOD FRAME
REFER TO PAGE 18 OF THE
ARTFORMS INSTALLATION
GUIDE

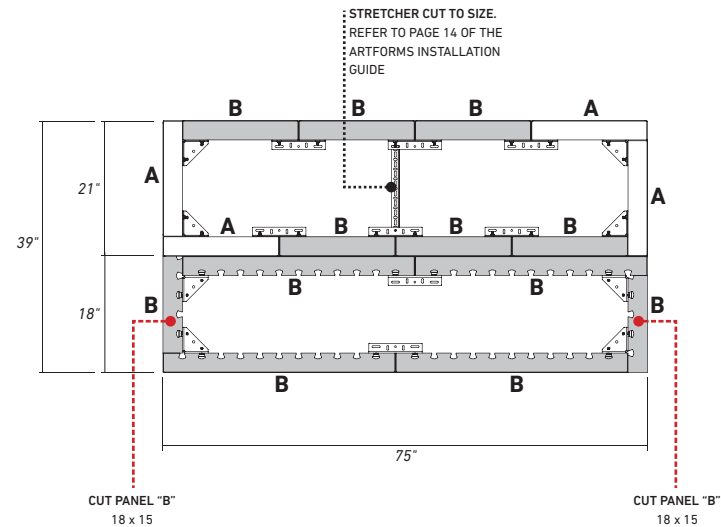


NOTE : Panels "B" can be replaced with panels "A" to equilibrate the pairs/layers. Panels "A" can't be replaced by the panels "B".

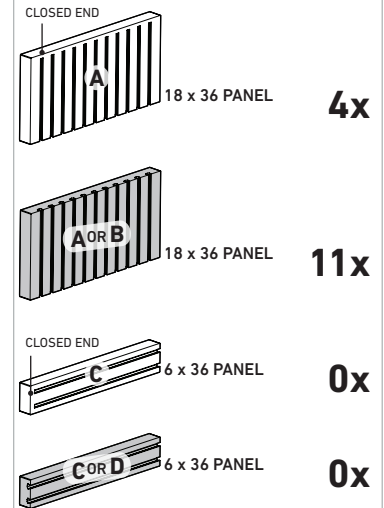
FRONT VIEW



TOP VIEW

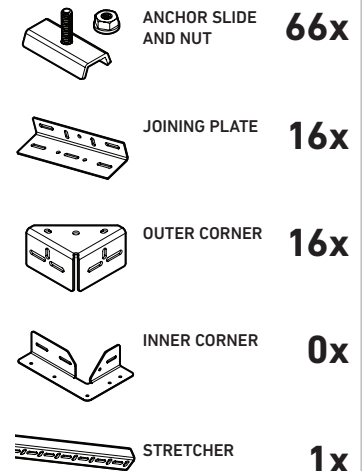


REQUIRED PANELS



IMPORTANT: 18 x 36 panels are sold in pair/layer or in full pallet only. 6 x 36 panels are sold per unit or in layer or in full pallet.

REQUIRED HARDWARE

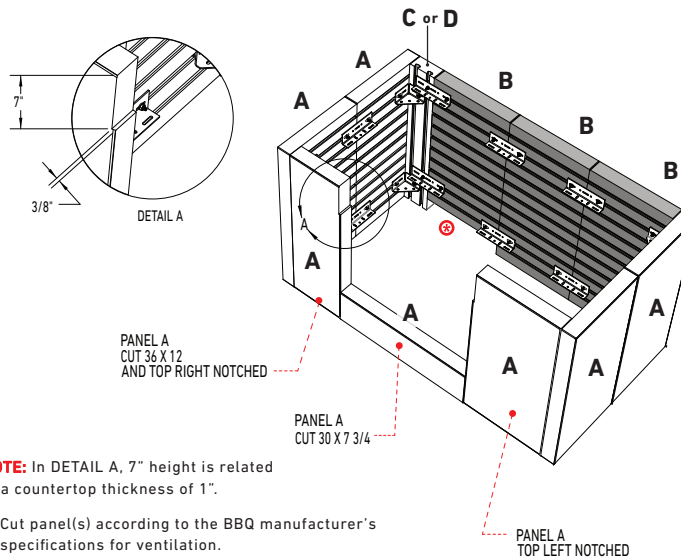


TOTAL WEIGHT
(PANELS & HARDWARE) **2241 Lbs**

IMPORTANT: Refer to page 23 of the ARTFORMS INSTALLATION GUIDE about the installation of geotextile in planter box. Contact experts/engineers to validate the base preparation, the drainage, the plants & roots growth/management.



INTERIOR VIEW

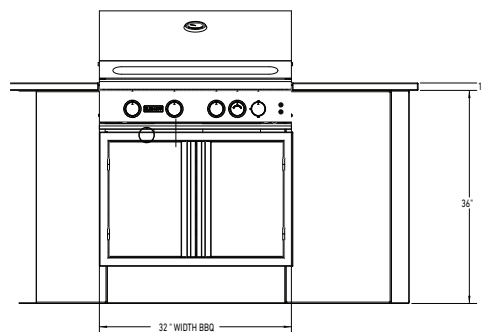


NOTE: In DETAIL A, 7" height is related to a countertop thickness of 1".

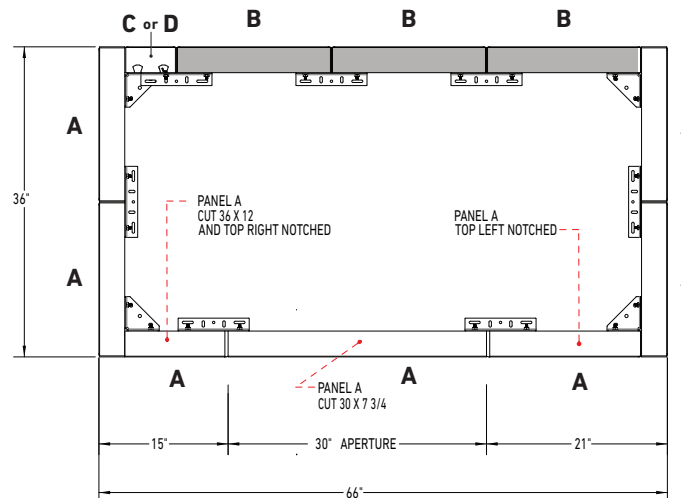
⊗ Cut panel(s) according to the BBQ manufacturer's specifications for ventilation.

NOTE: Panels "B" can be replaced with panels "A" to equilibrate the pairs/layers. Panels "A" can't be replaced by the panels "B".

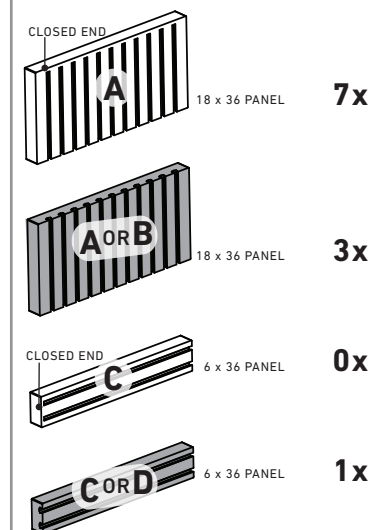
FRONT VIEW



TOP VIEW

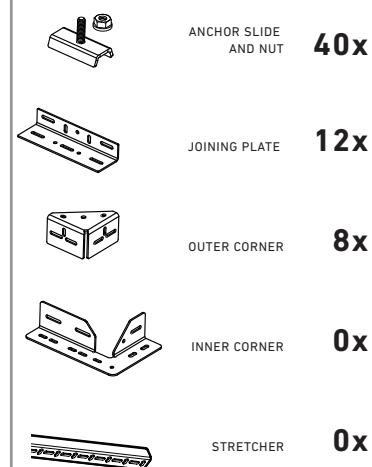


REQUIRED PANELS



IMPORTANT: 18 x 36 panels are sold in pair/layer or in full pallet only. 6 x 36 panels are sold per unit or in layer or in full pallet.

REQUIRED HARDWARE

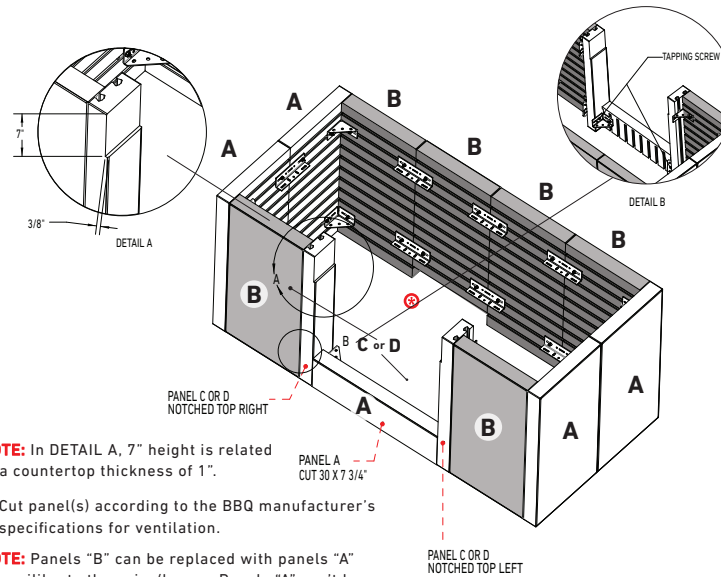


TOTAL WEIGHT **1363 Lbs**
(PANELS & HARDWARE)

IMPORTANT: It is recommended to follow the BBQ manufacturer's specifications for ventilation and clearances. Belgard is not responsible for the conformity of connections, clearances and ventilation. BBQ, countertop and accessories are not included.



INTERIOR VIEW

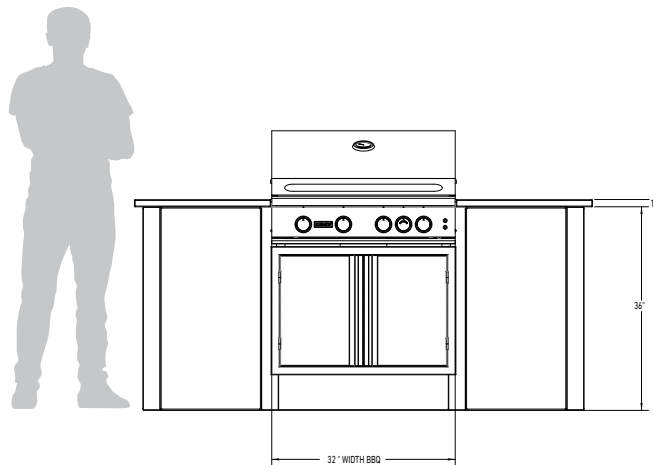


NOTE: In DETAIL A, 7" height is related to a countertop thickness of 1".

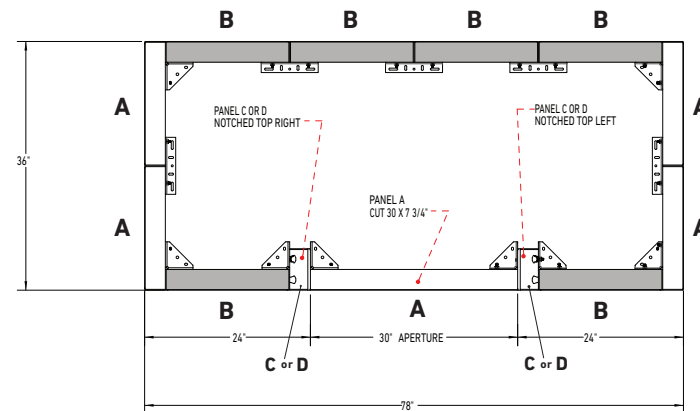
⊕ Cut panel(s) according to the BBQ manufacturer's specifications for ventilation.

NOTE: Panels "B" can be replaced with panels "A" to equilibrate the pairs/layers. Panels "A" can't be replaced by the panels "B".

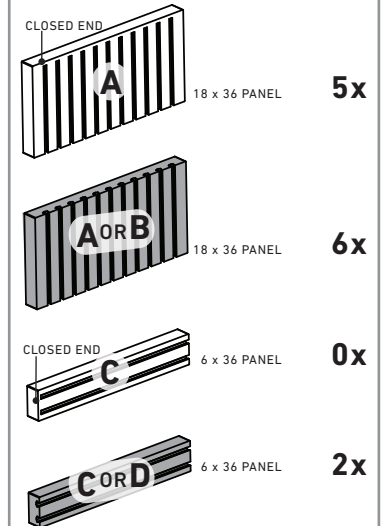
FRONT VIEW



TOP VIEW

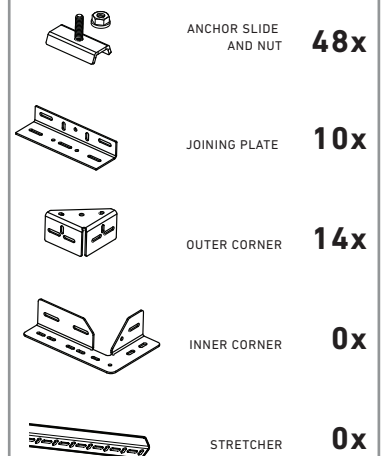


REQUIRED PANELS



IMPORTANT: 18 x 36 panels are sold in pair/layer or in full pallet only. 6 x 36 panels are sold per unit or in layer or in full pallet.

REQUIRED HARDWARE



IMPORTANT: It is recommended to follow the BBQ manufacturer's specifications for ventilation and clearances. Belgard is not responsible for the conformity of connections, clearances and ventilation. BBQ, countertop and accessories are not included.

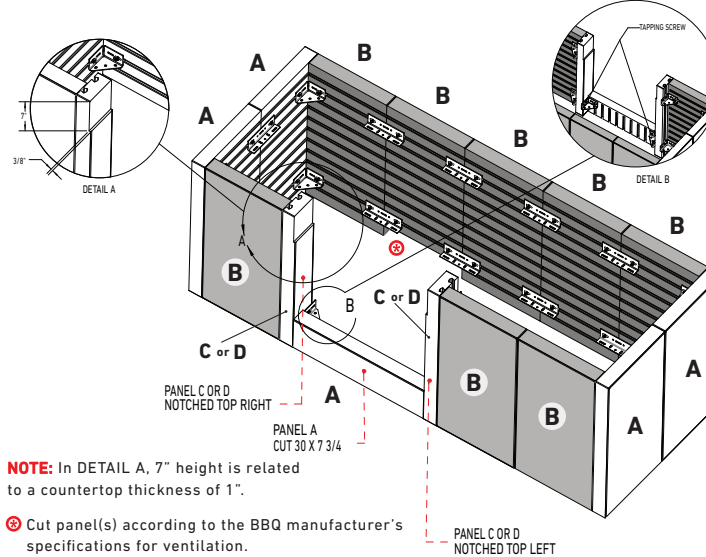
ARTFORMS™ PANEL SYSTEM

TOTAL WEIGHT
(PANELS & HARDWARE) **1653 Lbs**

6. LONG BBQ



INTERIOR VIEW

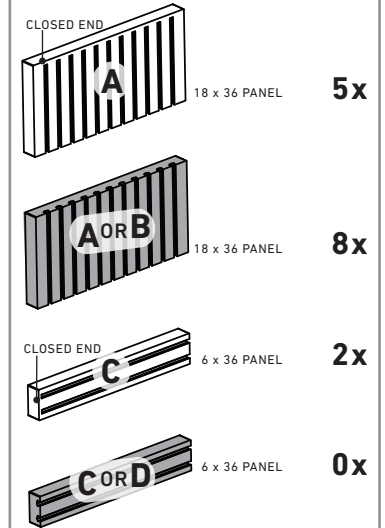


NOTE: In DETAIL A, 7" height is related to a countertop thickness of 1".

⊗ Cut panel(s) according to the BBQ manufacturer's specifications for ventilation.

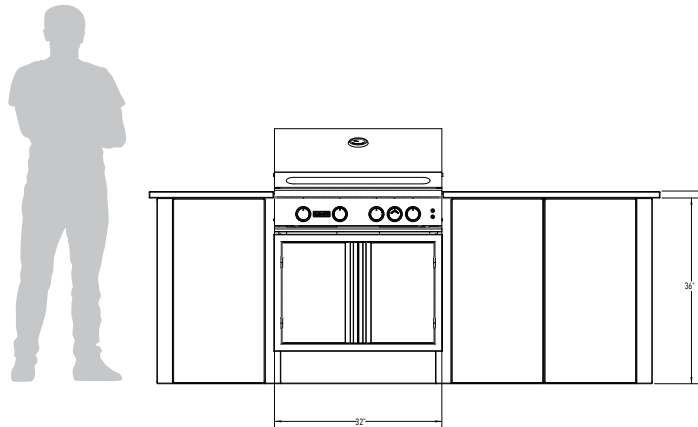
NOTE: Panels "B" can be replaced with panels "A" to equilibrate the pairs/layers. Panels "A" can't be replaced by the panels "B".

REQUIRED PANELS

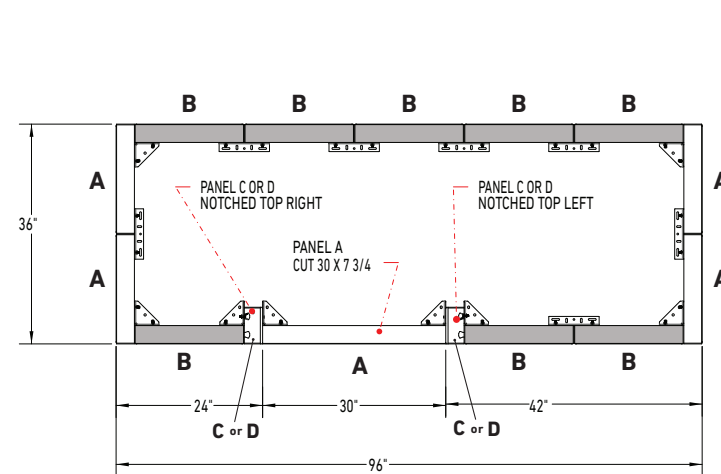


IMPORTANT: 18 x 36 panels are sold in pair/layer or in full pallet only. 6 x 36 panels are sold per unit or in layer or in full pallet.

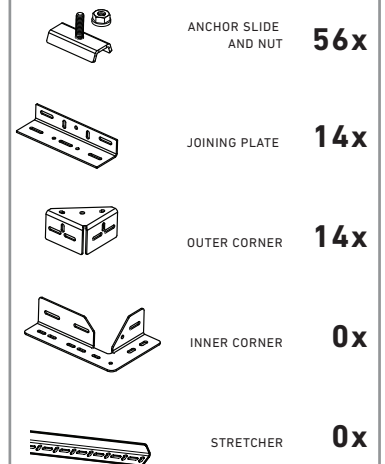
FRONT VIEW



TOP VIEW



REQUIRED HARDWARE



IMPORTANT: It is recommended to follow the BBQ manufacturer's specifications for ventilation and clearances. Belgard is not responsible for the conformity of connections, clearances and ventilation. BBQ, countertop and accessories are not included.

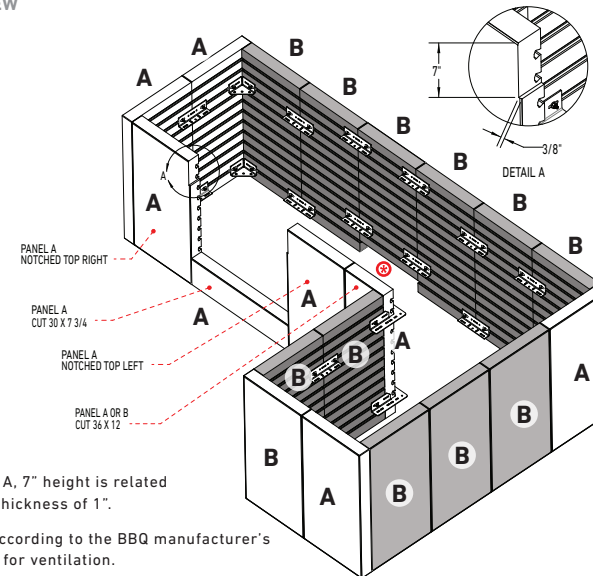
ARTFORMS™ PANEL SYSTEM

TOTAL WEIGHT
(PANELS & HARDWARE) **1956 Lbs**

7. L-SHAPE BBQ



INTERIOR VIEW

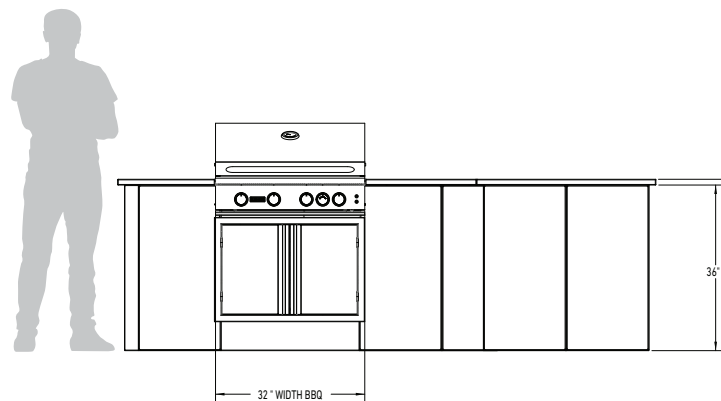


NOTE: In DETAIL A, 7" height is related to a countertop thickness of 1".

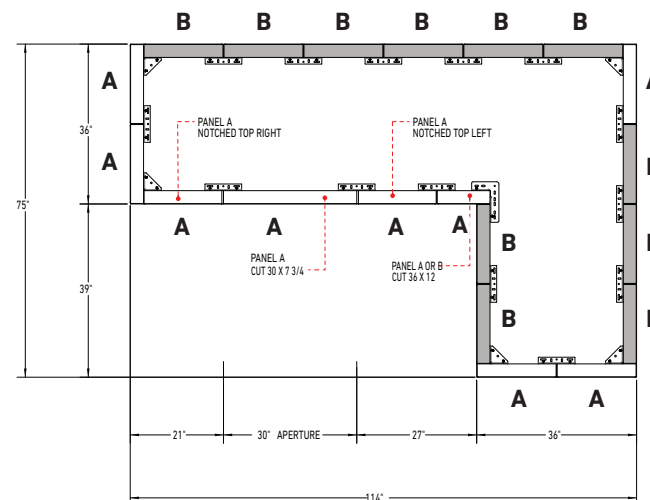
⊕ Cut panel(s) according to the BBQ manufacturer's specifications for ventilation.

NOTE: Panels "B" can be replaced with panels "A" to equilibrate the pairs/layers. Panels "A" can't be replaced by the panels "B".

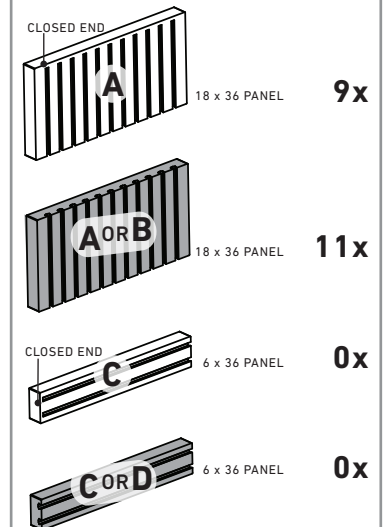
FRONT VIEW



TOP VIEW

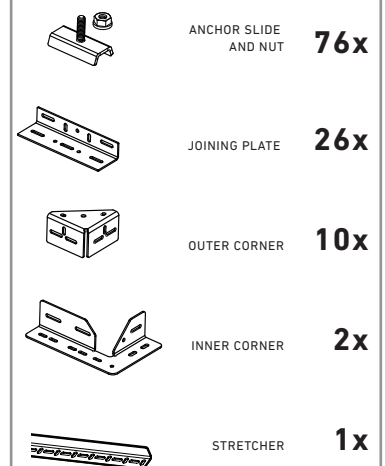


REQUIRED PANELS



IMPORTANT: 18 x 36 panels are sold in pair/layer or in full pallet only. 6 x 36 panels are sold per unit or in layer or in full pallet.

REQUIRED HARDWARE



IMPORTANT: It is recommended to follow the BBQ manufacturer's specifications for ventilation and clearances. Belgard is not responsible for the conformity of connections, clearances and ventilation. BBQ, countertop and accessories are not included.

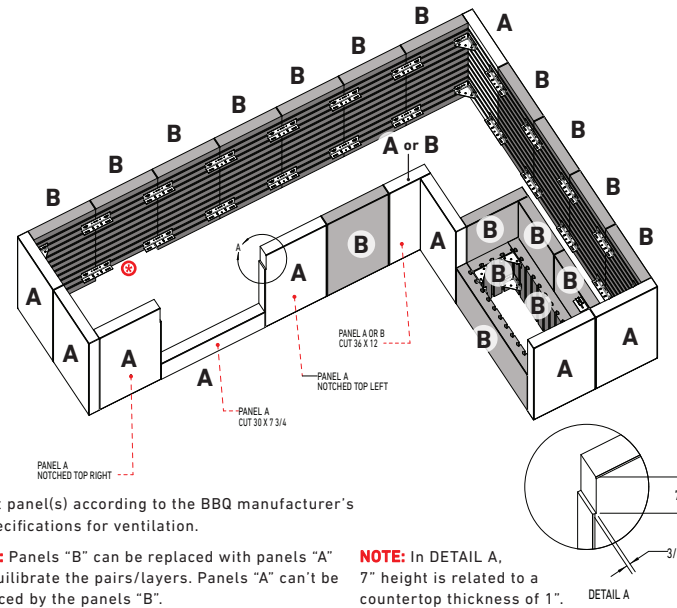
ARTFORMS™ PANEL SYSTEM

TOTAL WEIGHT
(PANELS & HARDWARE) **2865 Lbs**

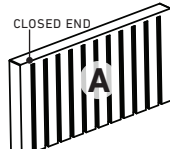
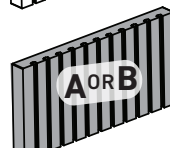


CORNER BBQ & PIZZA GRILL



INTERIOR VIEW

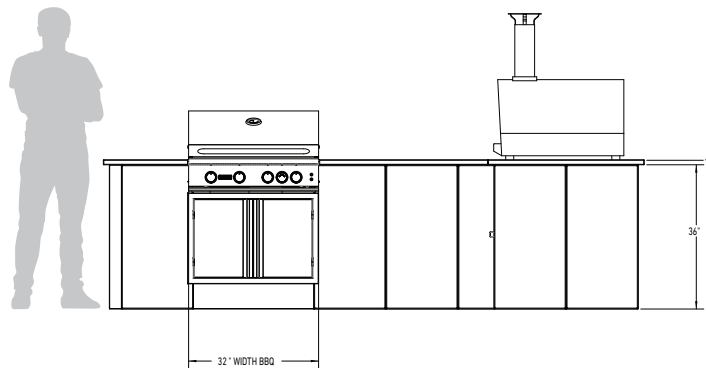


REQUIRED PANELS

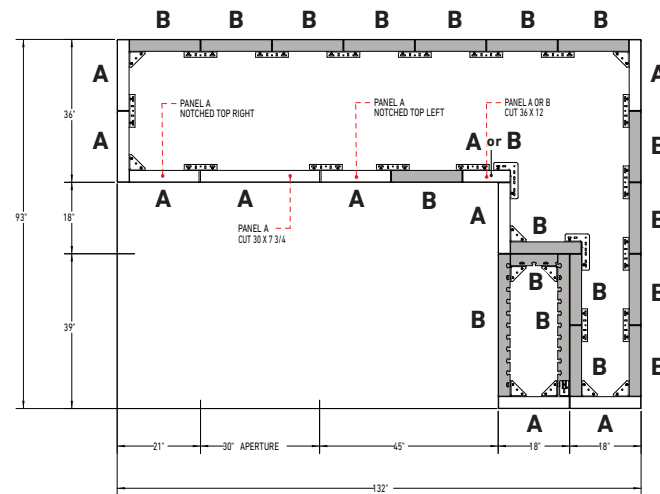
	18 x 36 PANEL	10x
	18 x 36 PANEL	18x
	6 x 36 PANEL	0x
	6 x 36 PANEL	0x

IMPORTANT: 18 x 36 panels are sold in pair/layer or in full pallet only. 6 x 36 panels are sold per unit or in layer or in full pallet.


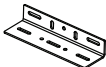



FRONT VIEW



TOP VIEW



REQUIRED HARDWARE

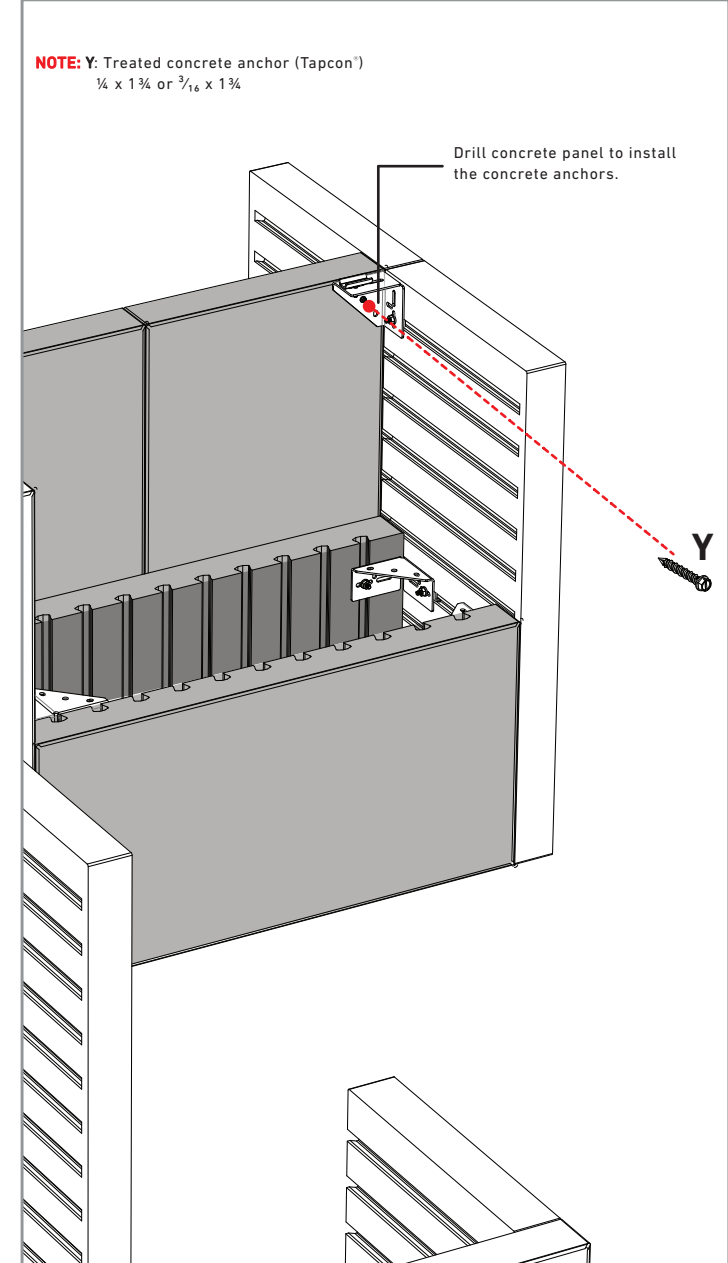
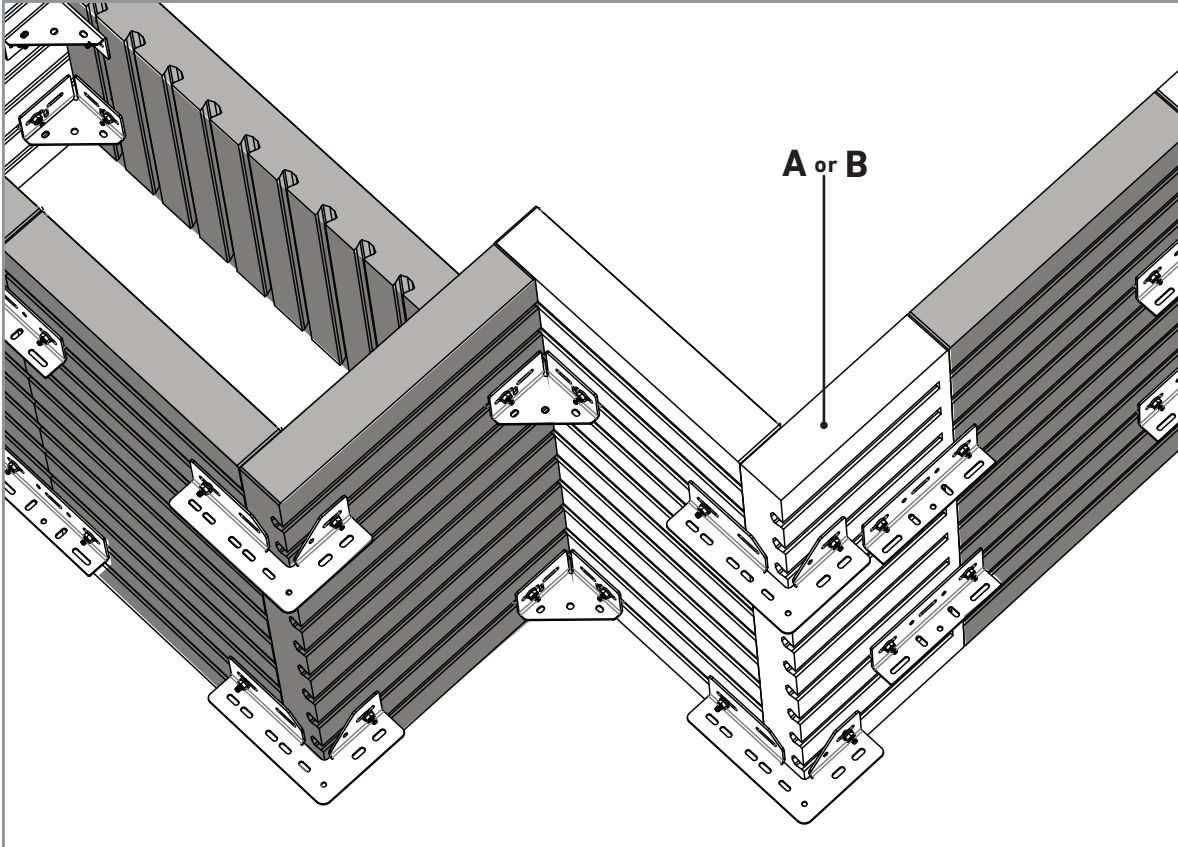
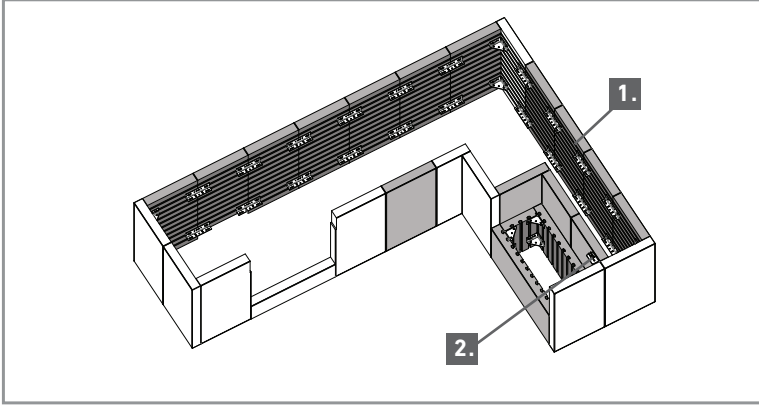
	ANCHOR SLIDE AND NUT	110x
	JOINING PLATE	30x
	OUTER CORNER	21x
	INNER CORNER	4x
	STRETCHER	1x

IMPORTANT: It is recommended to follow the BBQ manufacturer's specifications for ventilation and clearances. Belgard is not responsible for the conformity of connections, clearances and ventilation. BBQ, countertop and accessories are not included.

ARTFORMS™ PANEL SYSTEM

TOTAL WEIGHT
(PANELS & HARDWARE) **3977 Lbs**

CORNER BBQ & PIZZA GRILL

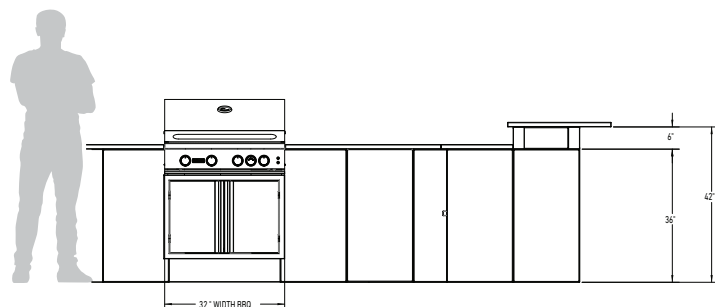


IMPORTANT: It is recommended to follow the BBQ manufacturer's specifications for ventilation and clearances. Belgard is not responsible for the conformity of connections, clearances and ventilation. BBQ, countertop and accessories are not included.

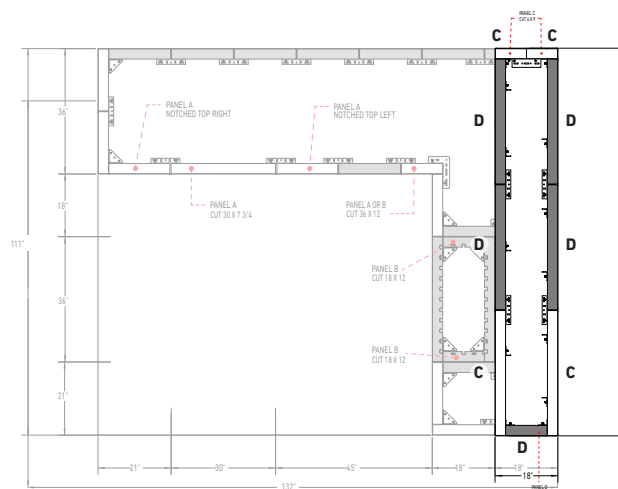
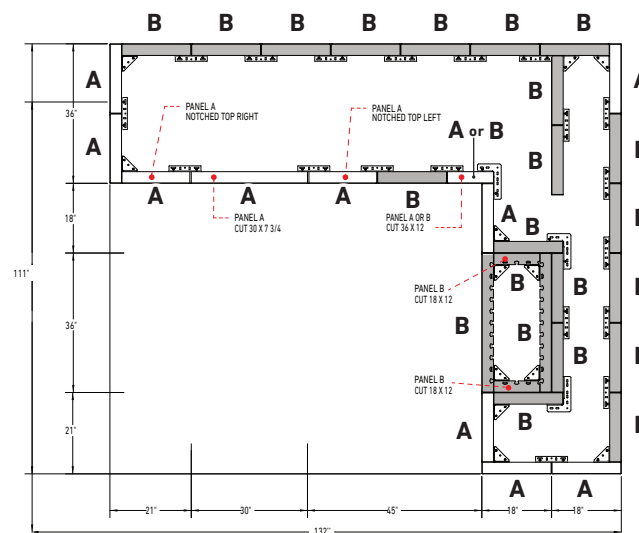
BBQ WITH LUXURY COUNTER & BAR



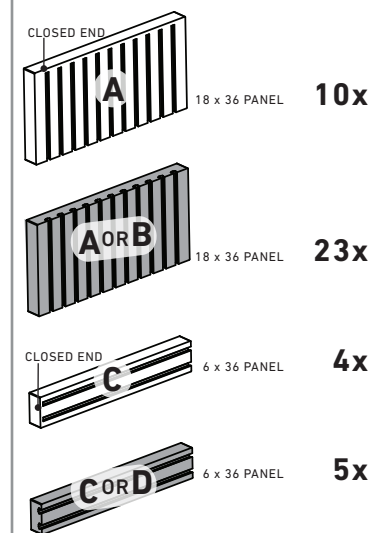
FRONT VIEW



TOP VIEW

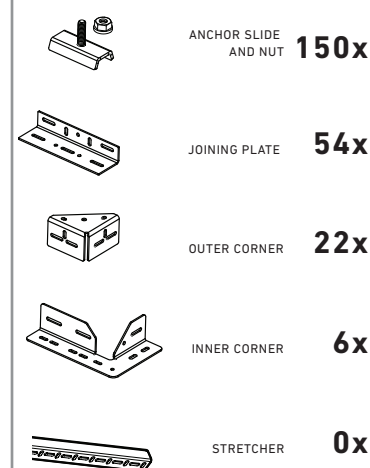


REQUIRED PANELS



IMPORTANT: 18 x 36 panels are sold in pair/layer or in full pallet only. 6 x 36 panels are sold per unit or in layer or in full pallet.

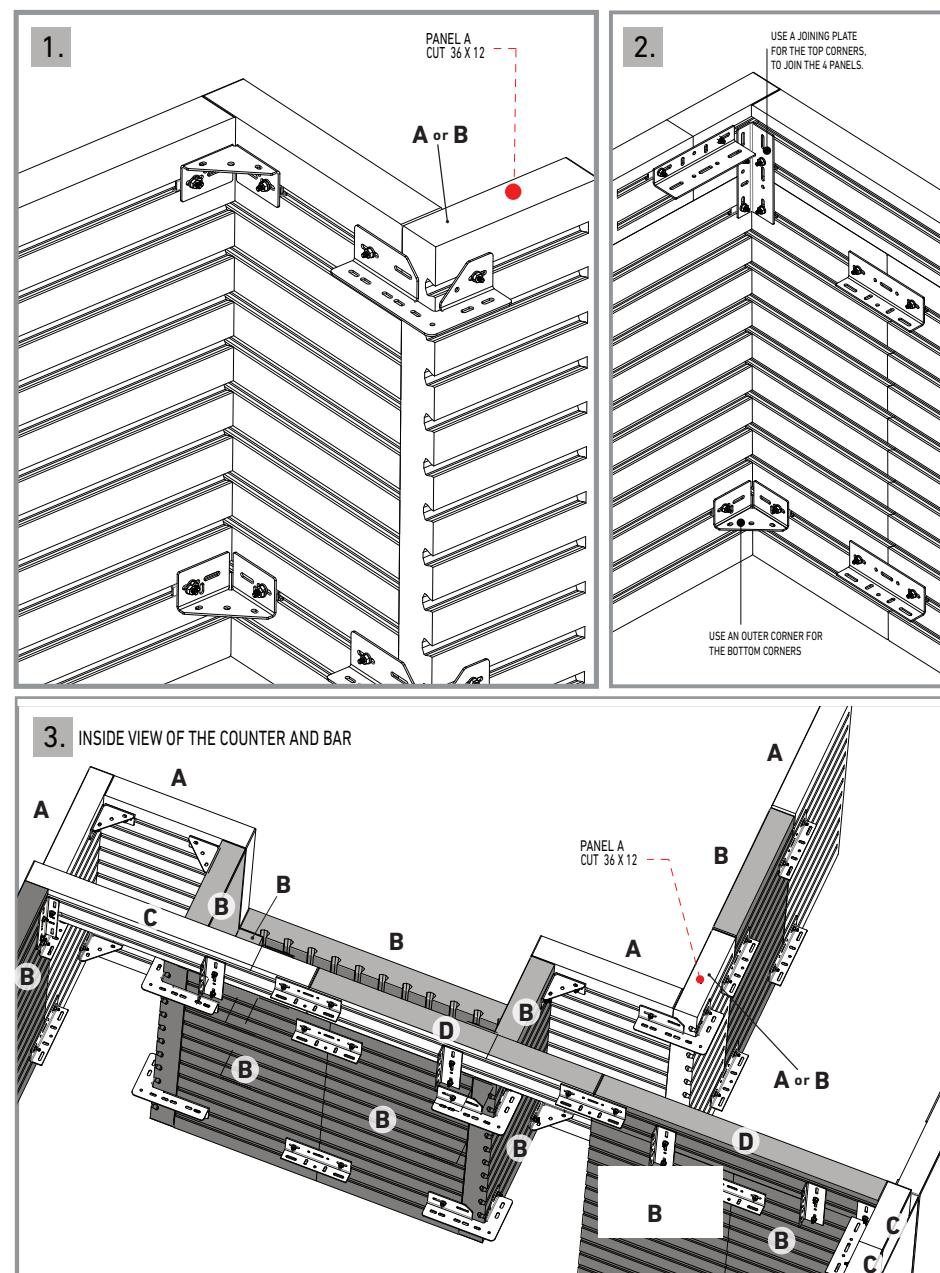
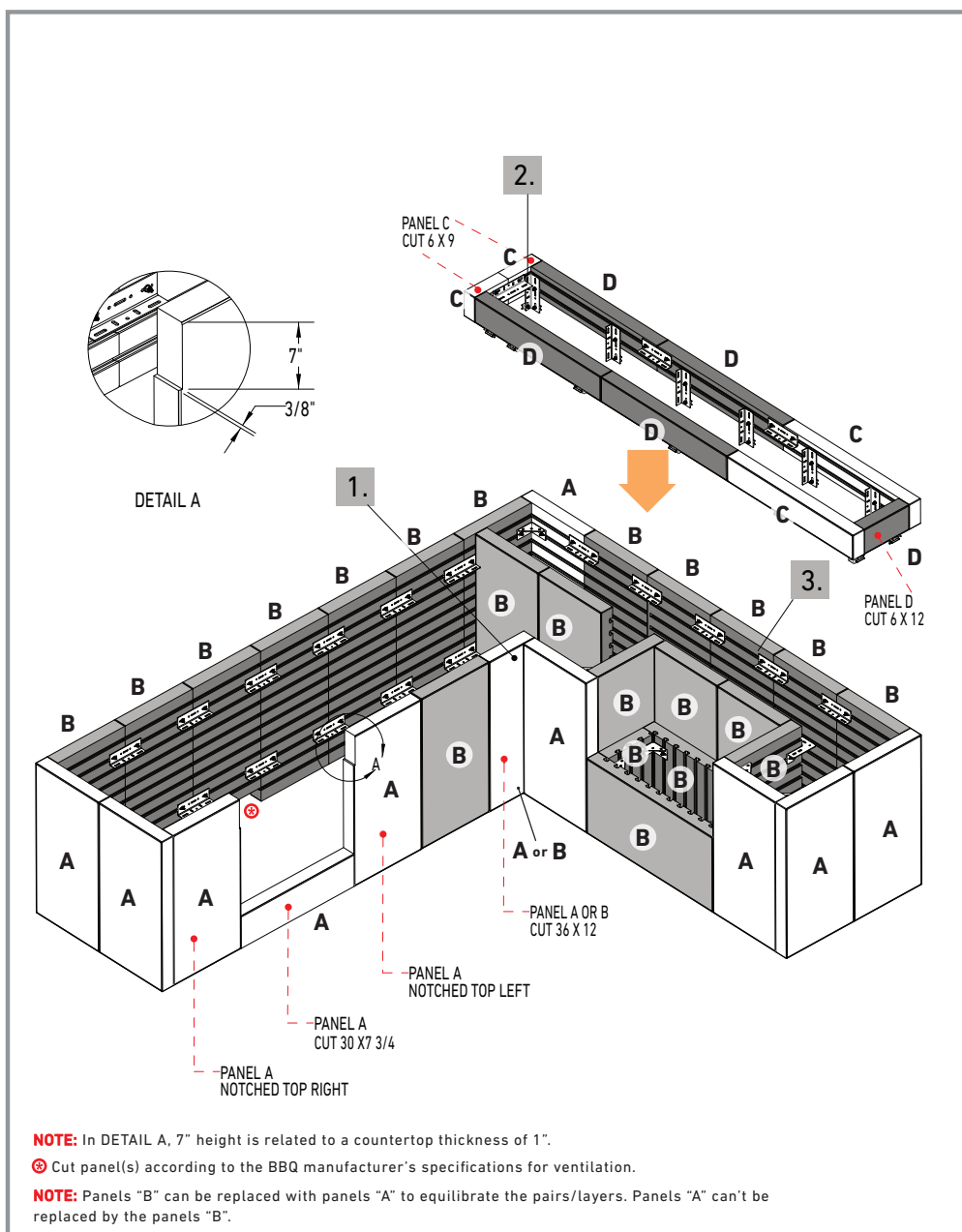
REQUIRED HARDWARE



TOTAL WEIGHT
(PANELS & HARDWARE) **5105 Lbs**

IMPORTANT: It is recommended to follow the BBQ manufacturer's specifications for ventilation and clearances. Belgard is not responsible for the conformity of connections, clearances and ventilation. BBQ, countertop and accessories are not included.

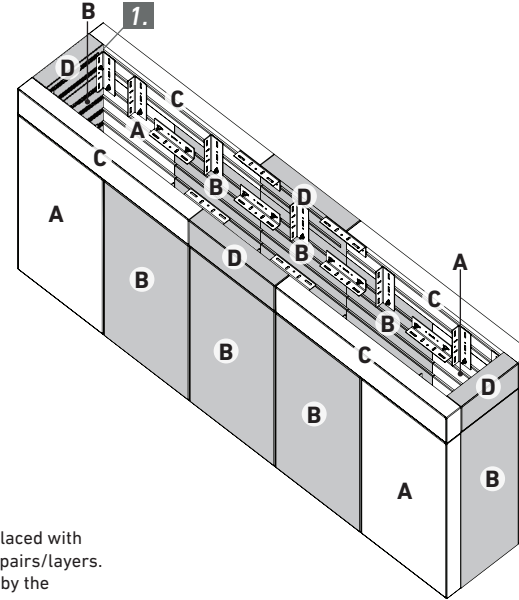
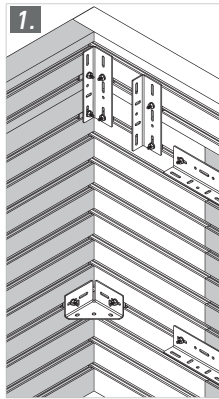
BBQ WITH LUXURY COUNTER & BAR



10. COUNTER & BAR



INTERIOR VIEW



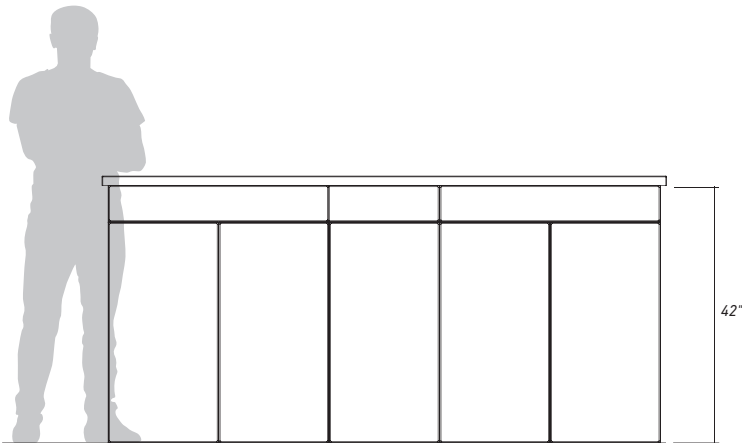
NOTE: Panels "B" can be replaced with panels "A" to equilibrate the pairs/layers. Panels "A" can't be replaced by the panels "B".

REQUIRED PANELS

	18 x 36 PANEL	4x
	18 x 36 PANEL	8x
	6 x 36 PANEL	4x
	6 x 36 PANEL	3x

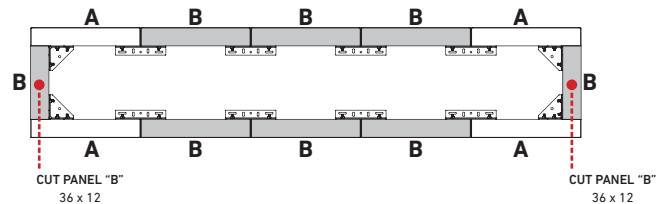
IMPORTANT: 18 x 36 panels are sold in pair/layer or in full pallet only. 6 x 36 panels are sold per unit or in layer or in full pallet.

FRONT VIEW

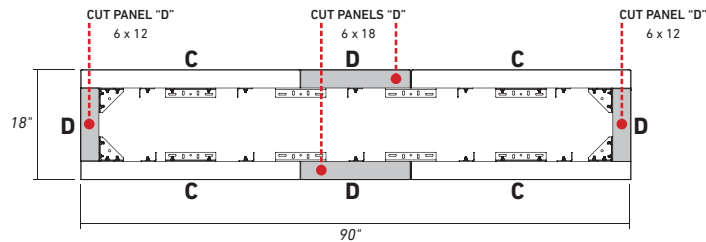


TOP VIEW

18 x 36 PANELS



6 x 36 PANELS



REQUIRED HARDWARE

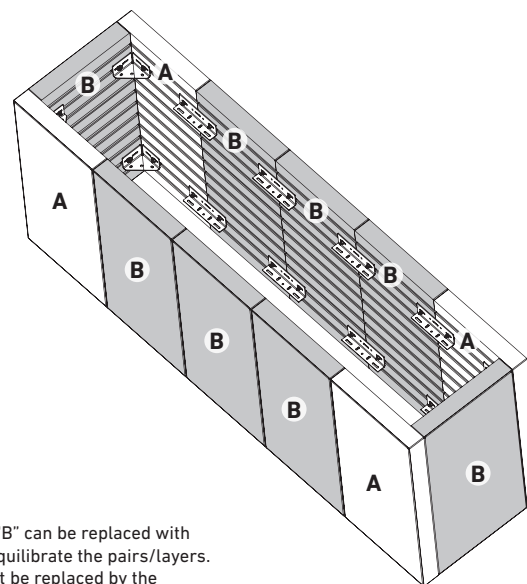
	ANCHOR SLIDE AND NUT	76x
	JOINING PLATE	34x
	OUTER CORNER	4x
	INNER CORNER	0x
	STRETCHER	0x

TOTAL WEIGHT
(PANELS & HARDWARE) **1968 Lbs**

11. LARGE COUNTER

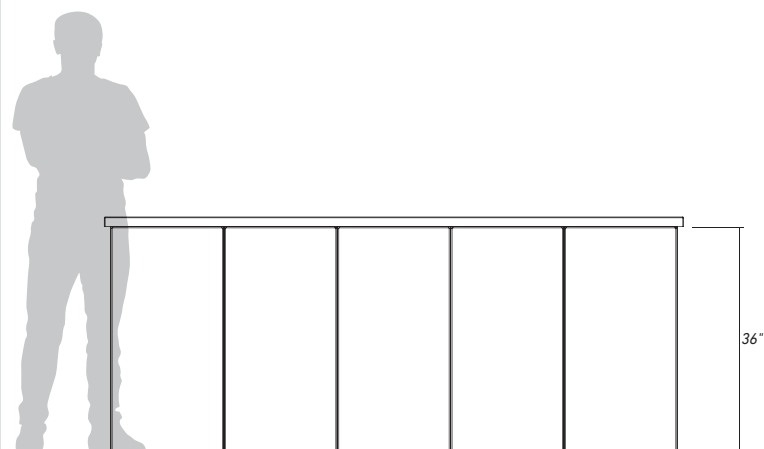


INTERIOR VIEW

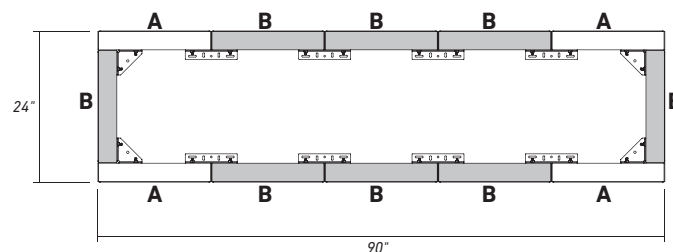


NOTE: Panels "B" can be replaced with panels "A" to equilibrate the pairs/layers. Panels "A" can't be replaced by the panels "B".

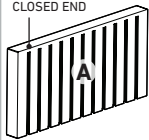

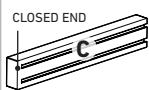

FRONT VIEW



TOP VIEW

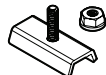
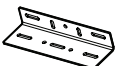
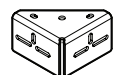




REQUIRED PANELS

	18 x 36 PANEL	4x
	18 x 36 PANEL	8x
	6 x 36 PANEL	0x
	6 x 36 PANEL	0x

IMPORTANT: 18 x 36 panels are sold in pair/layer or in full pallet only. 6 x 36 panels are sold per unit or in layer or in full pallet.

REQUIRED HARDWARE

	ANCHOR SLIDE AND NUT	48x
	JOINING PLATE	16x
	OUTER CORNER	8x
	INNER CORNER	0x
	STRETCHER	0x

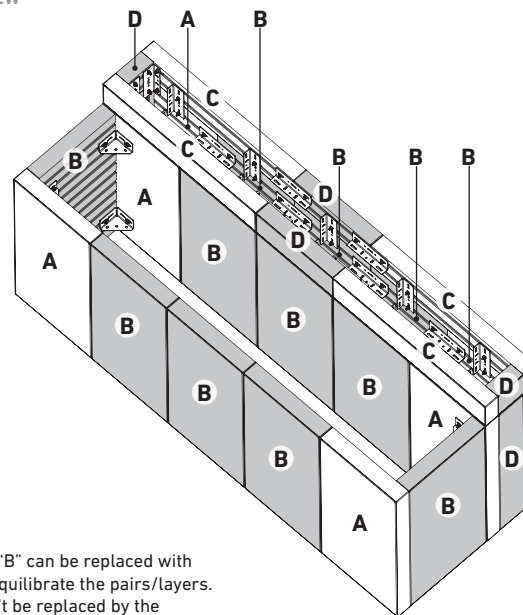
TOTAL WEIGHT
(PANELS & HARDWARE) **1815 Lbs**

12. LUXURY COUNTER & BAR



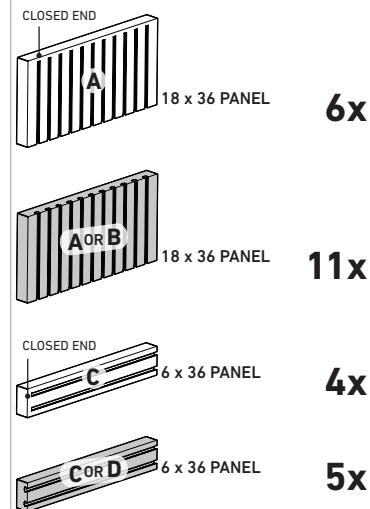
INTERIOR VIEW

For more details see next page



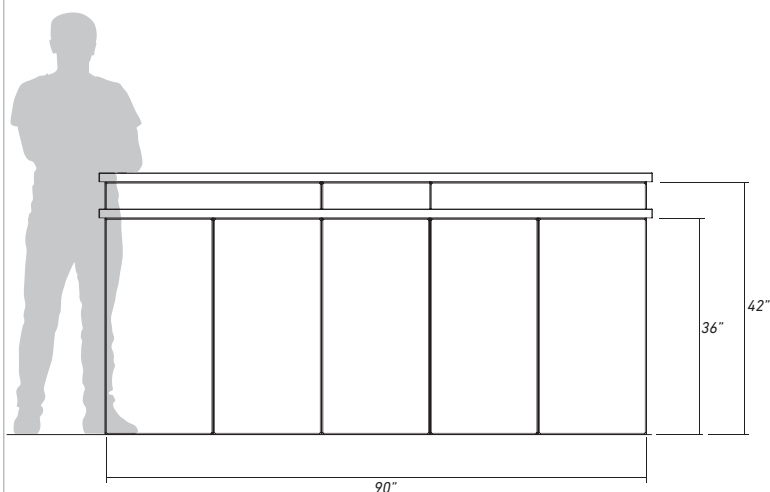
NOTE: Panels "B" can be replaced with panels "A" to equilibrate the pairs/layers. Panels "A" can't be replaced by the panels "B".

REQUIRED PANELS

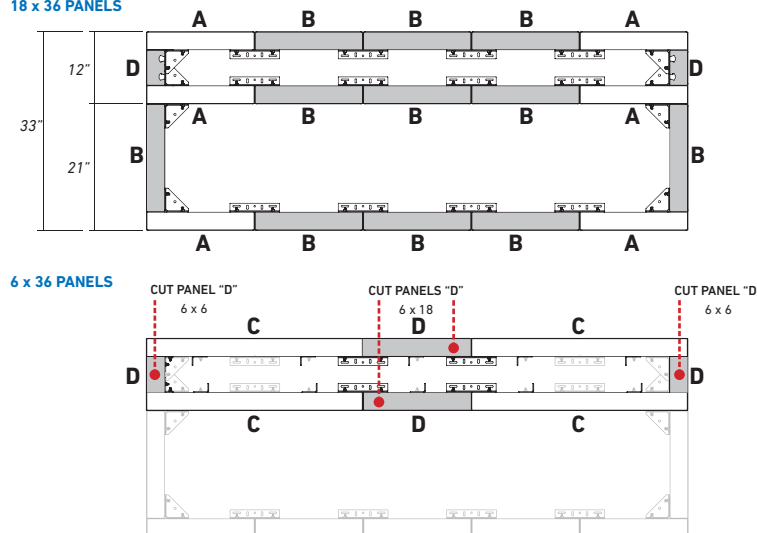


IMPORTANT: 18 x 36 panels are sold in pair/layer or in full pallet only. 6 x 36 panels are sold per unit or in layer or in full pallet.

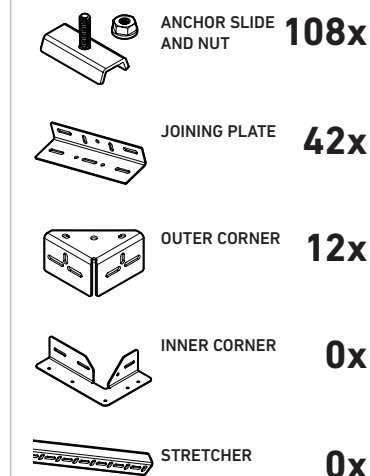
FRONT VIEW



TOP VIEW
18 x 36 PANELS



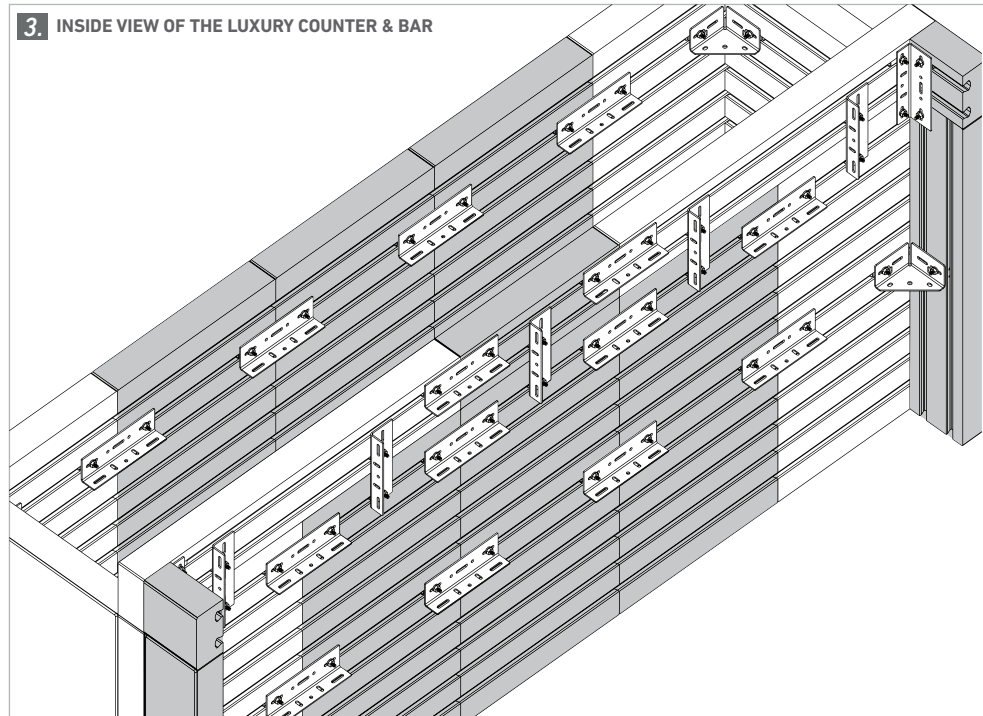
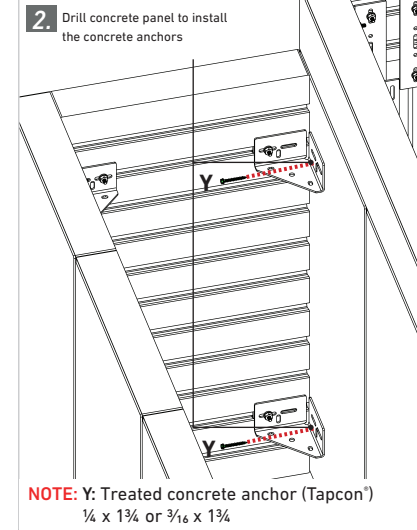
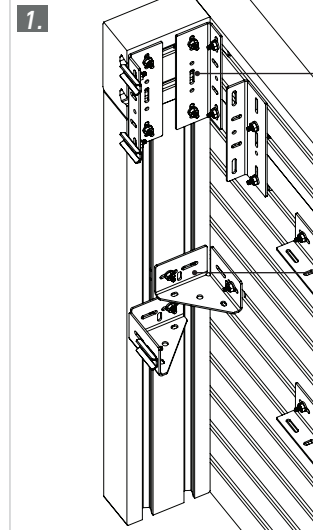
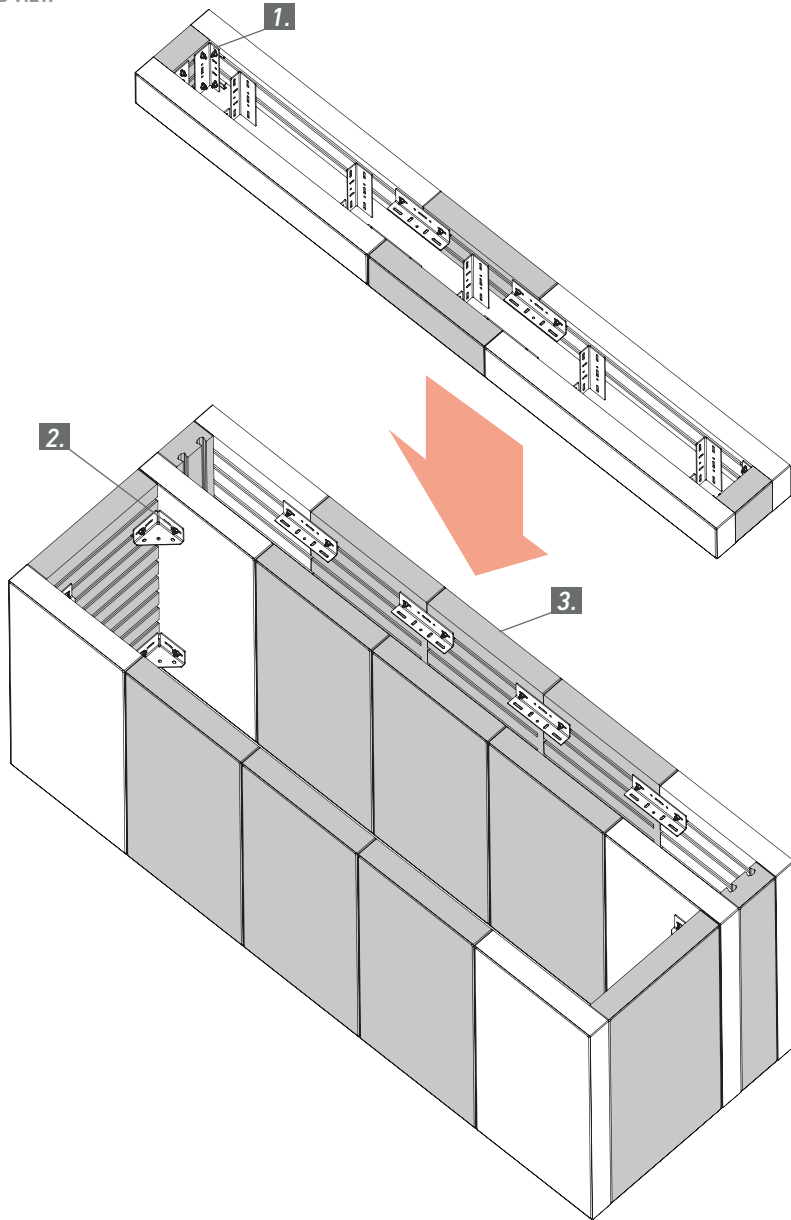
REQUIRED HARDWARE



TOTAL WEIGHT
(PANELS & HARDWARE) **2934 Lbs**

12. LUXURY COUNTER & BAR

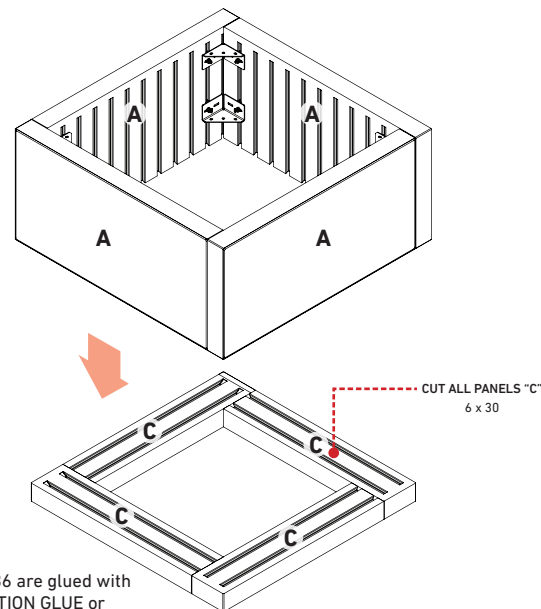
EXPLODED VIEW



13. RECESSED WOOD FIRE PIT

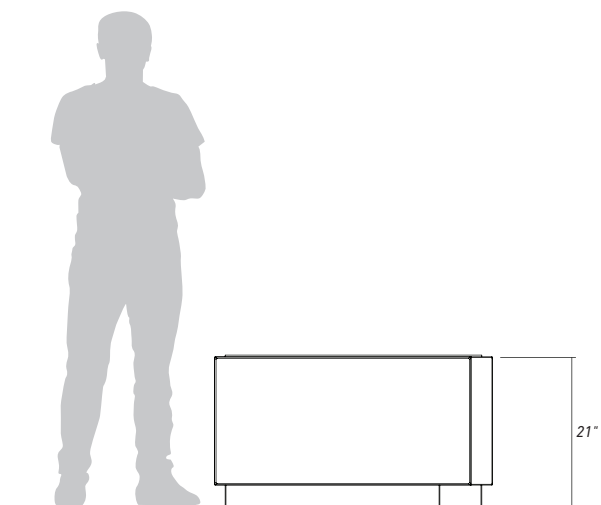


INTERIOR VIEW

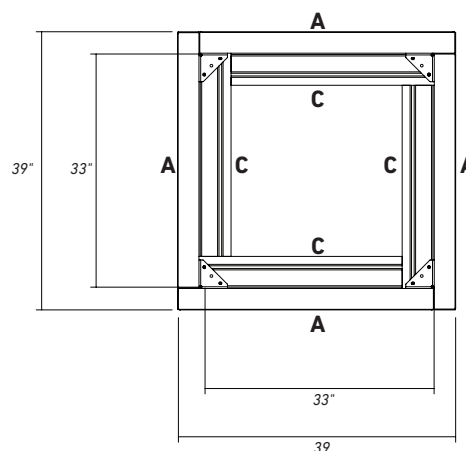


NOTE: The panels 18 x 36 are glued with 6 x 36 using CONSTRUCTION GLUE or STRUCTURE BOND

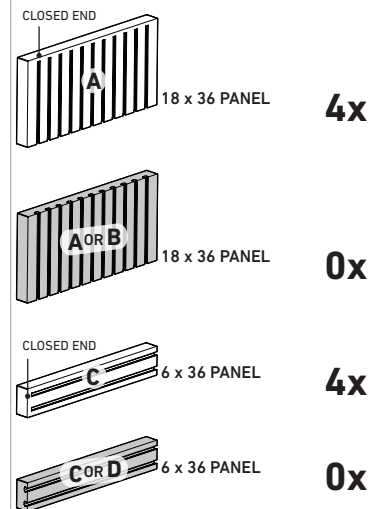
FRONT VIEW



TOP VIEW

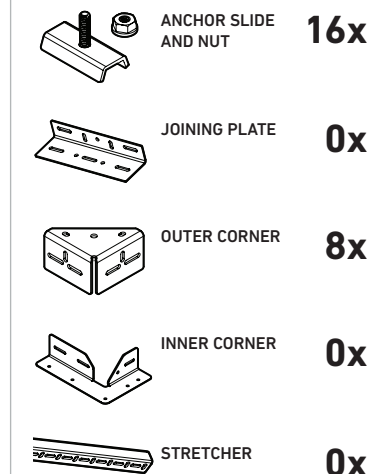


REQUIRED PANELS



IMPORTANT: 18 x 36 panels are sold in pair/layer or in full pallet only. 6 x 36 panels are sold per unit or in layer or in full pallet.

REQUIRED HARDWARE



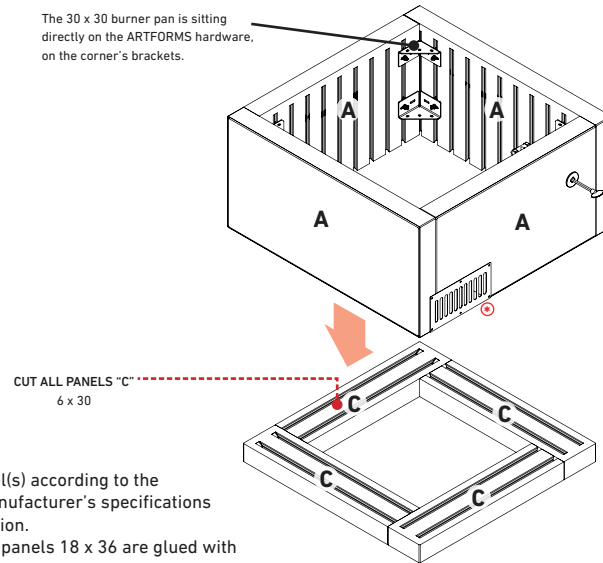
IMPORTANT: It is recommended to follow the burner manufacturer's specifications for ventilation. Belgard is not responsible for the conformity of connections, clearances and ventilation. Metal liner plate and accessories are not included.

14. RECESSED GAS FIRE PIT



INTERIOR VIEW

The 30 x 30 burner pan is sitting directly on the ARTFORMS hardware, on the corner's brackets.



⊙ Cut panel(s) according to the burner manufacturer's specifications for ventilation.

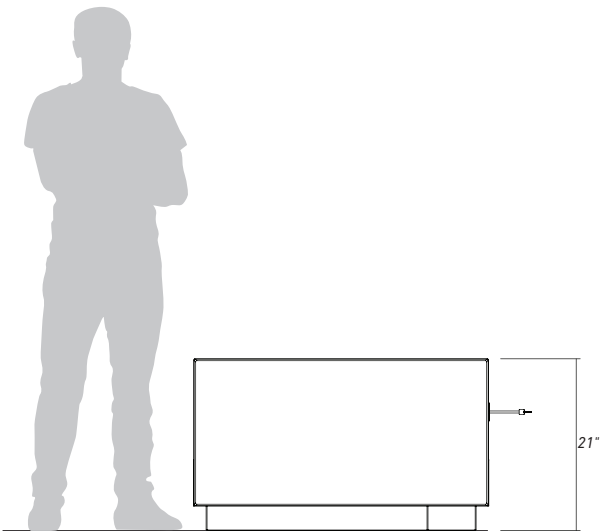
NOTE: The panels 18 x 36 are glued with 6 x 36 using CONSTRUCTION GLUE or STRUCTURE BOND

REQUIRED PANELS

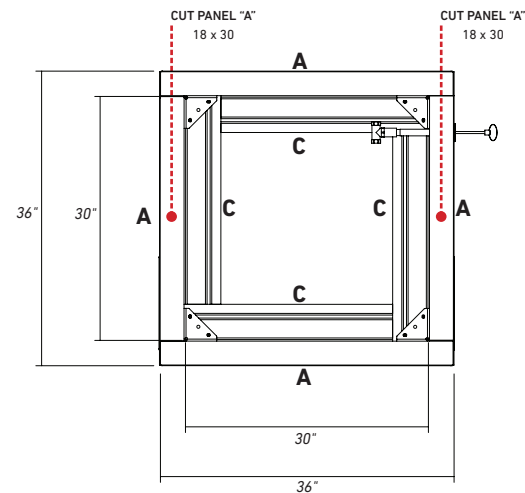
CLOSED END A 18 x 36 PANEL	4x
A OR B 18 x 36 PANEL	0x
CLOSED END C 6 x 36 PANEL	4x
C OR D 6 x 36 PANEL	0x

IMPORTANT: 18 x 36 panels are sold in pair/layer or in full pallet only. 6 x 36 panels are sold per unit or in layer or in full pallet.

FRONT VIEW



TOP VIEW



REQUIRED HARDWARE

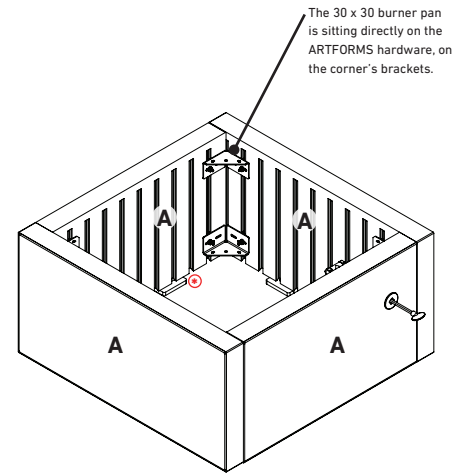
ANCHOR SLIDE AND NUT	16x
JOINING PLATE	0x
OUTER CORNER	8x
INNER CORNER	0x
STRETCHER	0x

IMPORTANT: It is recommended to follow the burner manufacturer's specifications for ventilation. Belgard is not responsible for the conformity of connections, clearances and ventilation. Burner pan and accessories are not included.

15. GAS FIRE PIT

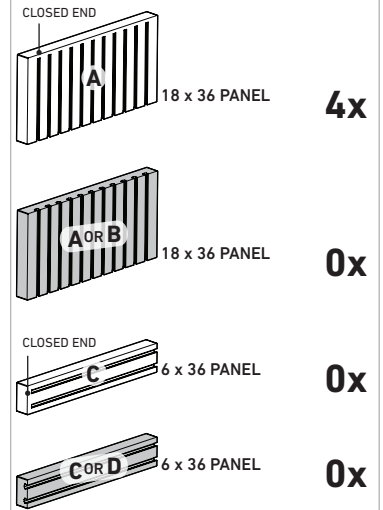


INTERIOR VIEW



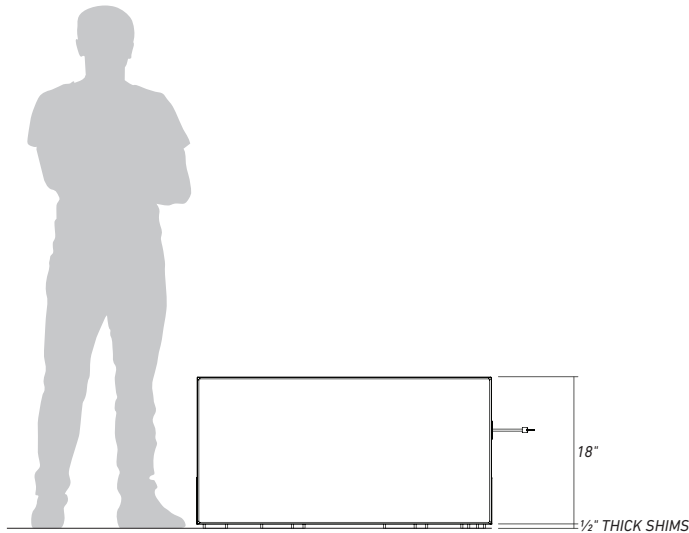
⊕ Add 0.5" thick PLASTIC SHIMS for ventilation

REQUIRED PANELS

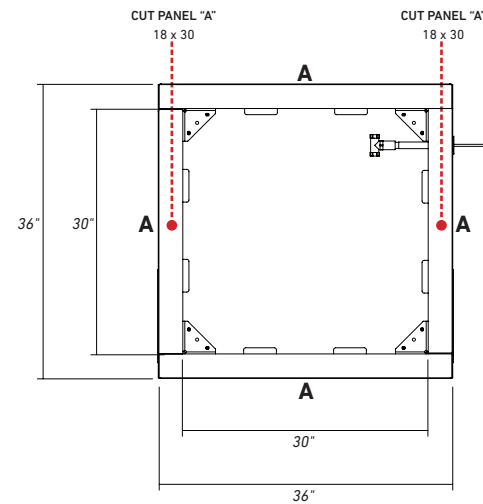


IMPORTANT: 18 x 36 panels are sold in pair/layer or in full pallet only. 6 x 36 panels are sold per unit or in layer or in full pallet.

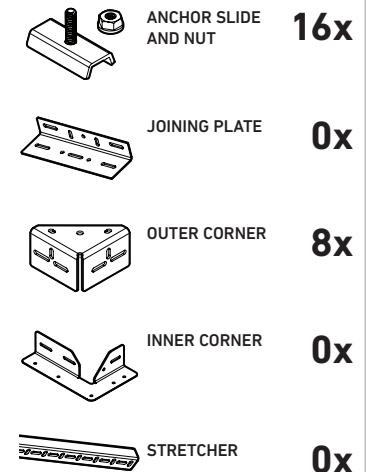
FRONT VIEW



TOP VIEW



REQUIRED HARDWARE



IMPORTANT: It is recommended to follow the firekit manufacturer's specifications for ventilation. Belgard is not responsible for the conformity of connections, clearances and ventilation. Burner pan and accessories are not included.

RECESSED RECTANGULAR GAS FIRE PIT



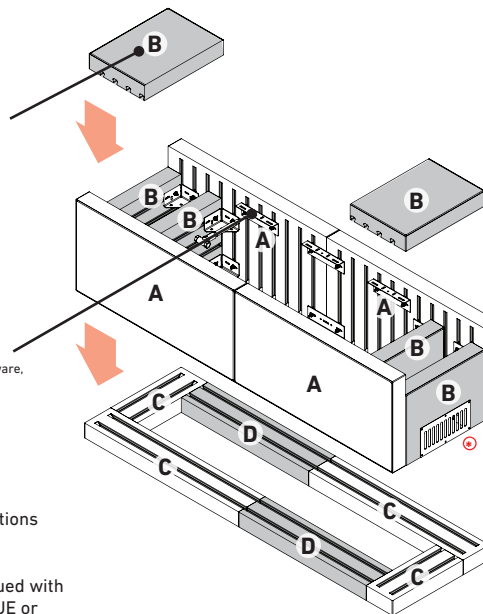
INTERIOR VIEW

The panels on the top are glued using CONSTRUCTION GLUE or STRUCTURE BOND

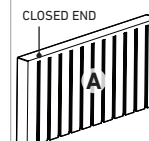
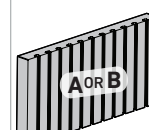


The 17 x 46 burner pan is sitting directly on the ARTFORMS hardware, on the joinings brackets.

Ⓢ Cut panel(s) according to the burner manufacturer's specifications for ventilation.

NOTE: The panels 18 x 36 are glued with 6 x 36 using CONSTRUCTION GLUE or STRUCTURE BOND




REQUIRED PANELS

CLOSED END 	18 x 36 PANEL	4x
	18 x 36 PANEL	3x
CLOSED END 	6 x 36 PANEL	4x
	6 x 36 PANEL	2x

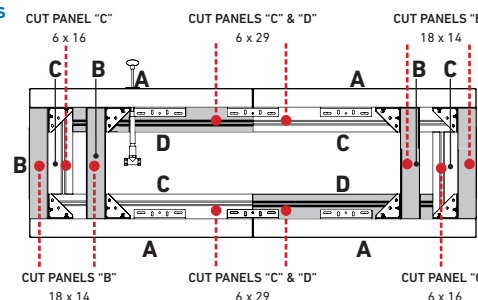
IMPORTANT: 18 x 36 panels are sold in pair/layer or in full pallet only. 6 x 36 panels are sold per unit or in layer or in full pallet.

FRONT VIEW

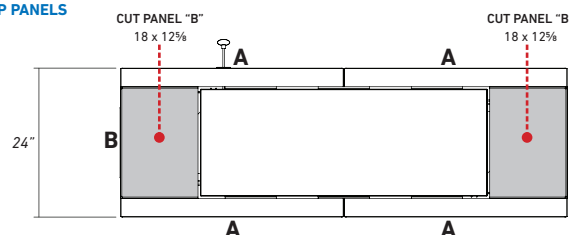


TOP VIEW

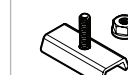

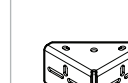


WITHOUT TOP PANELS



WITH TOP PANELS



REQUIRED HARDWARE

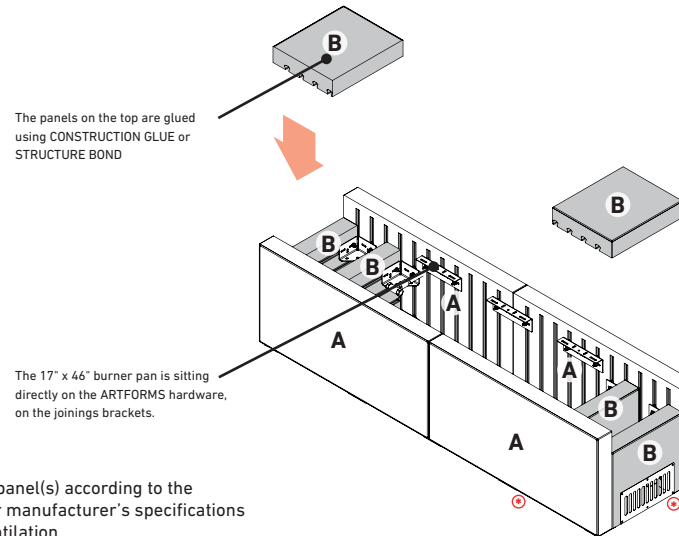
	ANCHOR SLIDE AND NUT	48x
	JOINING PLATE	8x
	OUTER CORNER	16x
	INNER CORNER	0x
	STRETCHER	0x

IMPORTANT: It is recommended to follow the firekit manufacturer's specifications for ventilation. Belgard is not responsible for the conformity of connections, clearances and ventilation. Burner pan and accessories are not included.

17. RECTANGULAR GAS FIRE PIT

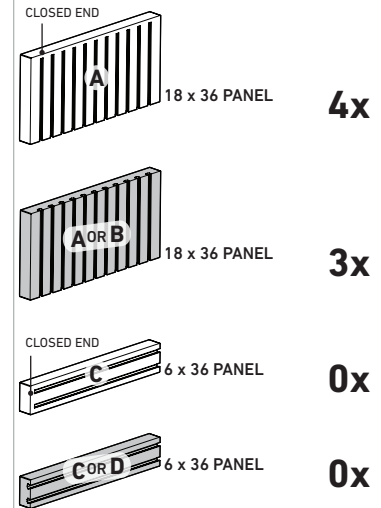


INTERIOR VIEW



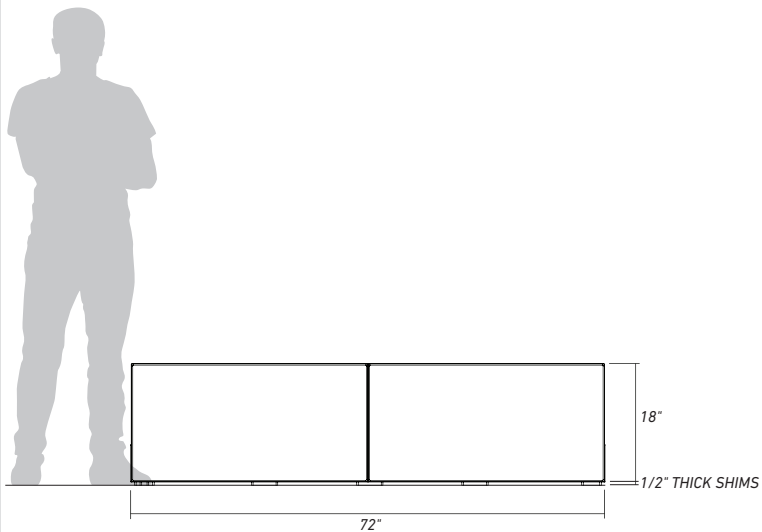
- ⊙ Cut panel(s) according to the burner manufacturer's specifications for ventilation.
- ⊙ Add 0.5" thick PLASTIC SHIMS for ventilation

REQUIRED PANELS



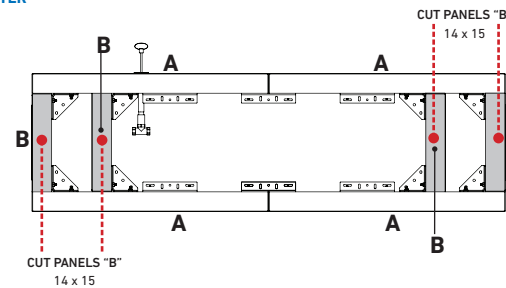
IMPORTANT: 18 x 36 panels are sold in pair/layer or in full pallet only. 6 x 36 panels are sold per unit or in layer or in full pallet.

FRONT VIEW

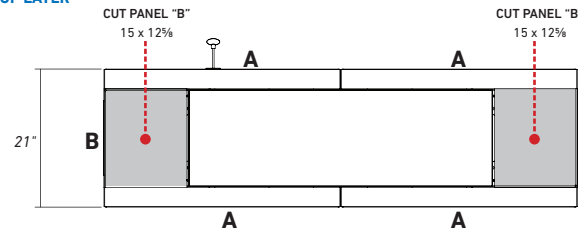


TOP VIEW

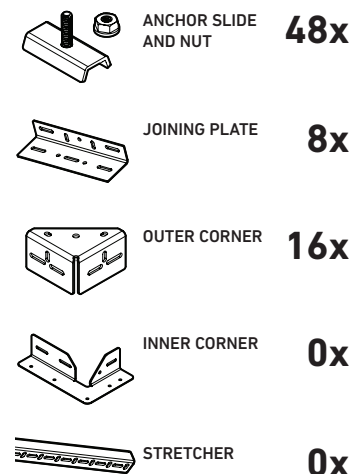
WITHOUT TOP LAYER



WITH TOP LAYER



REQUIRED HARDWARE



TOTAL WEIGHT
(PANELS & HARDWARE)

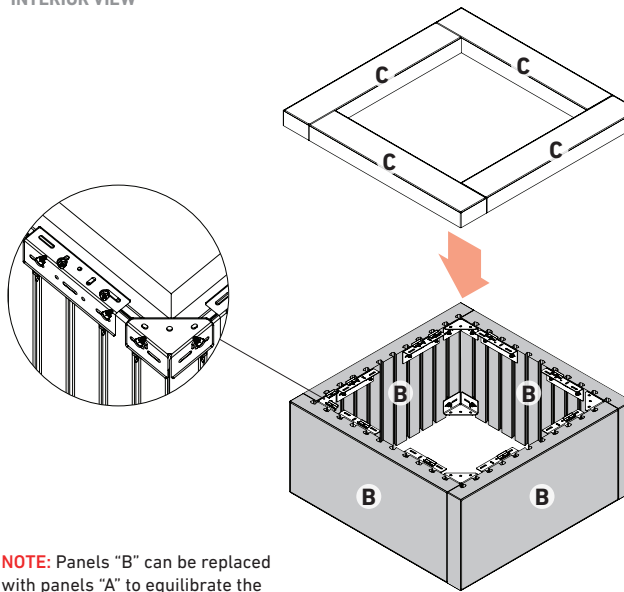
880 Lbs

IMPORTANT: It is recommended to follow the firekit manufacturer's specifications for ventilation. Belgard is not responsible for the conformity of connections, clearances and ventilation. Burner plate and accessories are not included.

18. SQUARE PLANTER

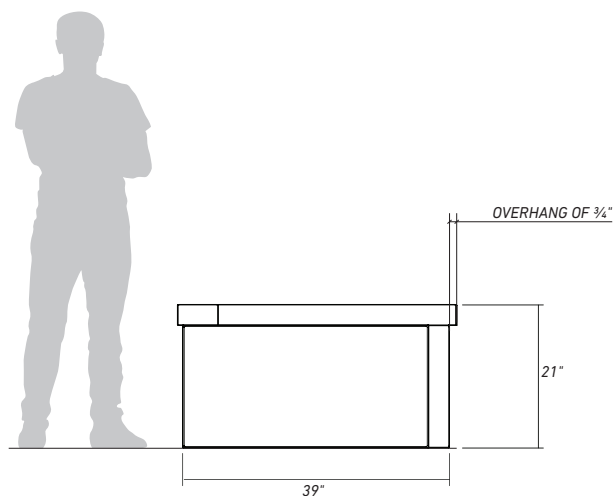


INTERIOR VIEW

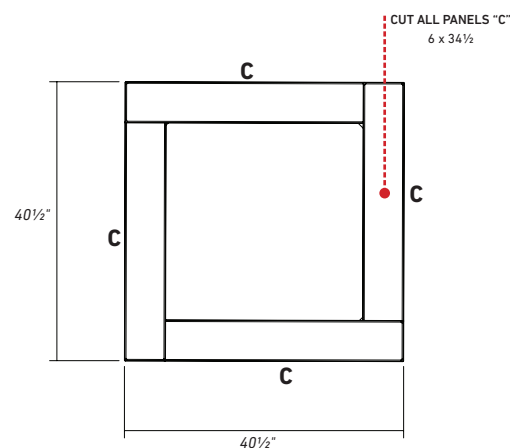


NOTE: Panels "B" can be replaced with panels "A" to equilibrate the pairs/layers. Panels "A" can't be replaced by the panels "B".

FRONT VIEW



TOP VIEW



REQUIRED PANELS

	18 x 36 PANEL	0x
	18 x 36 PANEL	4x
	6 x 36 PANEL	4x
	6 x 36 PANEL	0x

IMPORTANT: 18 x 36 panels are sold in pair/layer or in full pallet only. 6 x 36 panels are sold per unit or in layer or in full pallet.

REQUIRED HARDWARE

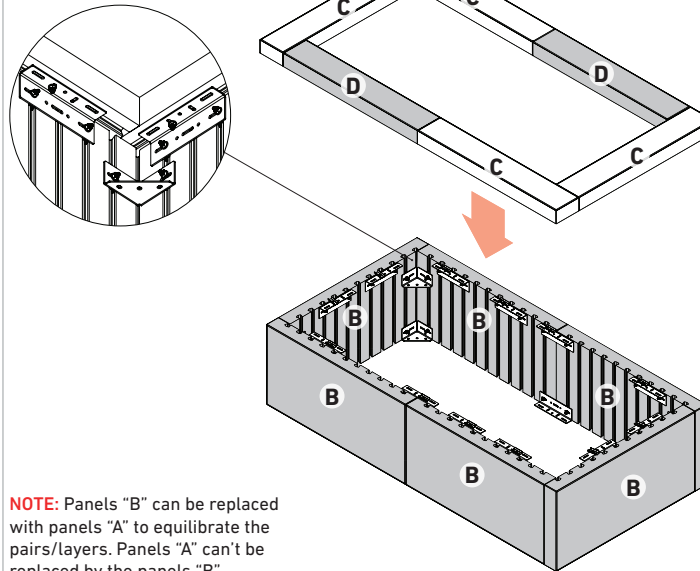
	ANCHOR SLIDE AND NUT	40x
	JOINING PLATE	8x
	OUTER CORNER	8x
	INNER CORNER	0x
	STRETCHER	0x

IMPORTANT: Refer to page 23 of the ARTFORMS INSTALLATION GUIDE about the installation of geotextile in planter box. Contact experts/engineers to validate the base preparation, the drainage, the plants & roots growth/management.

19. RECTANGULAR PLANTER

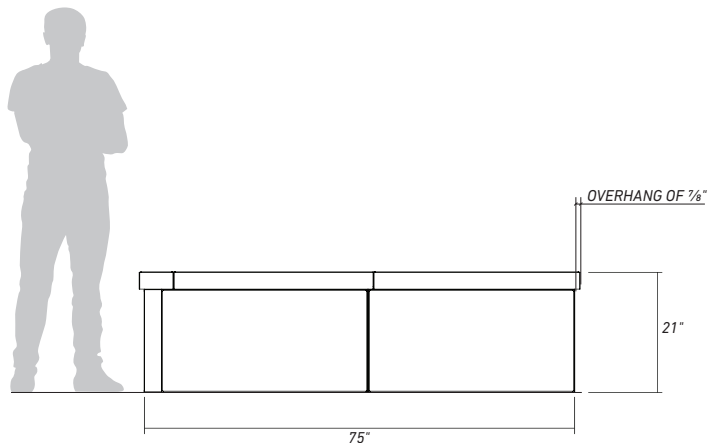


INTERIOR VIEW

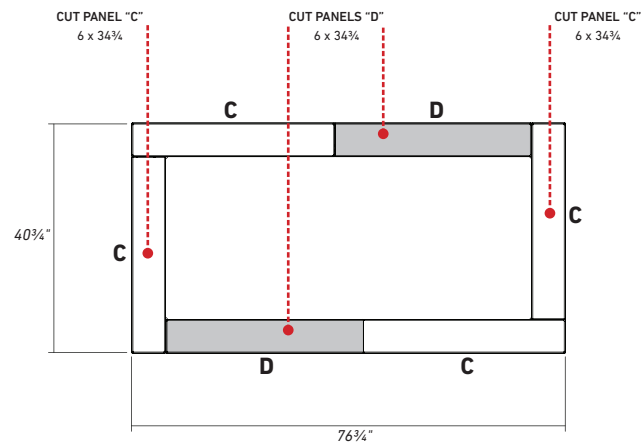


NOTE: Panels "B" can be replaced with panels "A" to equilibrate the pairs/layers. Panels "A" can't be replaced by the panels "B".

FRONT VIEW



TOP VIEW



REQUIRED PANELS

	18 x 36 PANEL	0x
	18 x 36 PANEL	6x
	6 x 36 PANEL	4x
	6 x 36 PANEL	2x

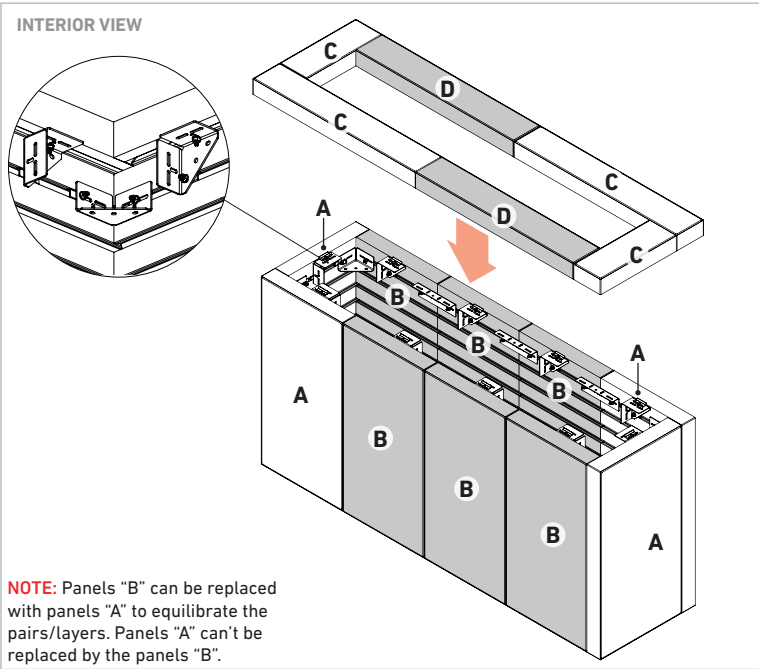
IMPORTANT: 18 x 36 panels are sold in pair/layer or in full pallet only. 6 x 36 panels are sold per unit or in layer or in full pallet.

REQUIRED HARDWARE

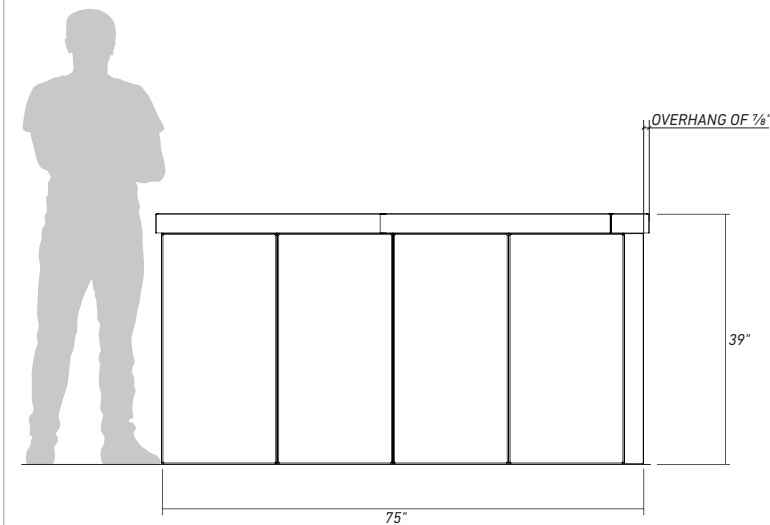
	ANCHOR SLIDE AND NUT	56x
	JOINING PLATE	14x
	OUTER CORNER	8x
	INNER CORNER	0x
	STRETCHER	0x

IMPORTANT: Refer to page 23 of the ARTFORMS INSTALLATION GUIDE about the installation of geotextile in planter box. Contact experts/engineers to validate the base preparation, the drainage, the plants & roots growth/management.

20. VERTICAL PLANTER

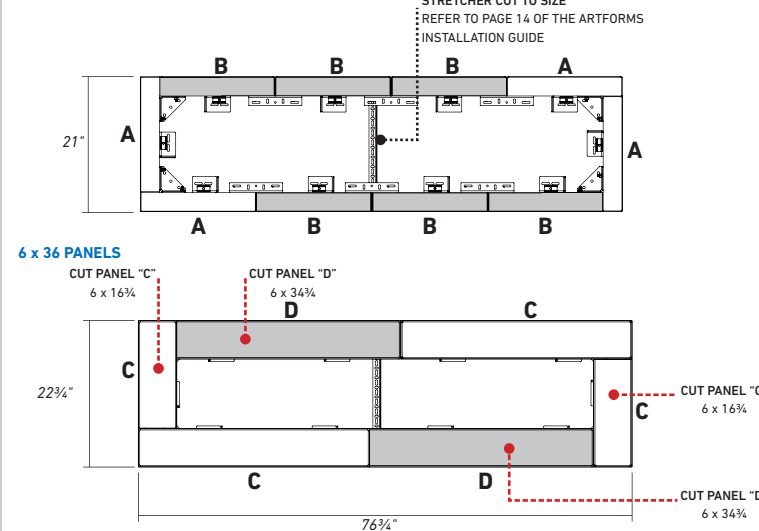


FRONT VIEW

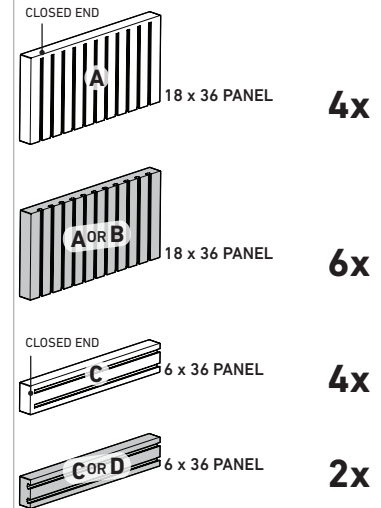


TOP VIEW

18 x 36 PANELS

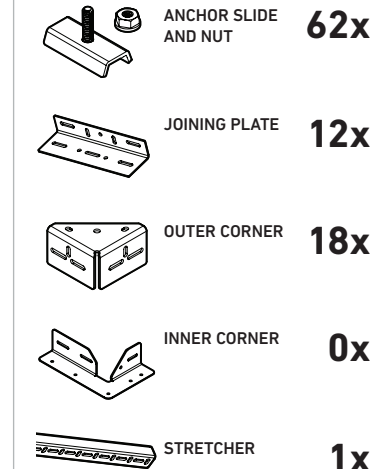


REQUIRED PANELS



IMPORTANT: 18 x 36 panels are sold in pair/layer or in full pallet only. 6 x 36 panels are sold per unit or in layer or in full pallet.

REQUIRED HARDWARE



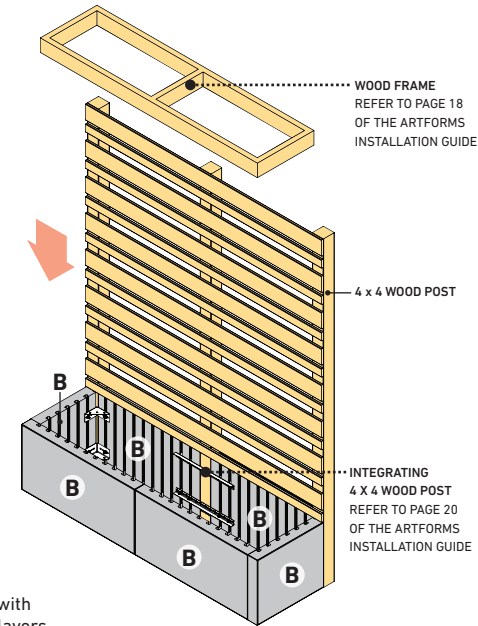
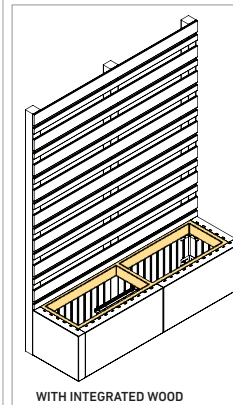
TOTAL WEIGHT
(PANELS & HARDWARE) **1765 Lbs**

IMPORTANT: Refer to page 23 of the ARTFORMS INSTALLATION GUIDE about the installation of geotextile in planter box. Contact experts/engineers to validate the base preparation, the drainage, the plants & roots growth/management.

21. PRIVACY WALL WITH BENCH

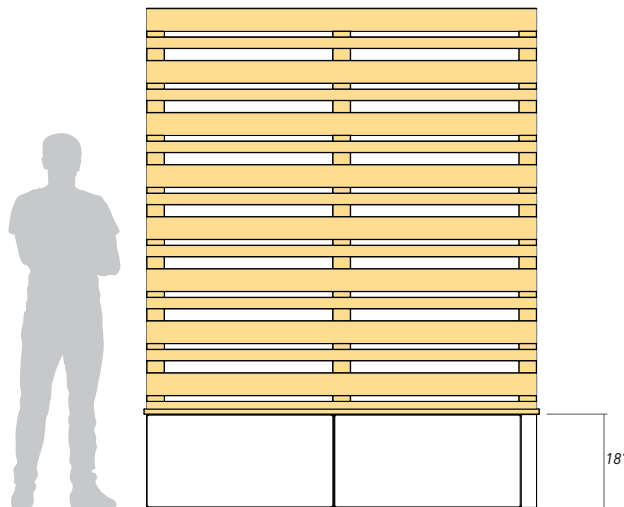


INTERIOR VIEW

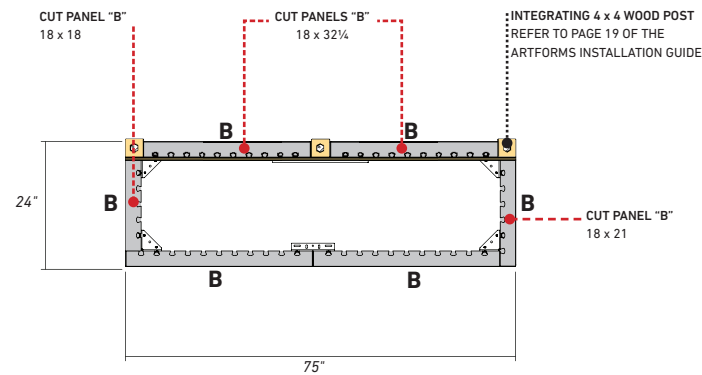


NOTE: Panels "B" can be replaced with panels "A" to equilibrate the pairs/layers.

FRONT VIEW



TOP VIEW



REQUIRED PANELS

CLOSED END A 18 x 36 PANEL	0x
A OR B 18 x 36 PANEL	6x
CLOSED END C 6 x 36 PANEL	0x
C OR D 6 x 36 PANEL	0x

IMPORTANT: 18 x 36 panels are sold in pair/layer or in full pallet only. 6 x 36 panels are sold per unit or in layer or in full pallet.

REQUIRED HARDWARE

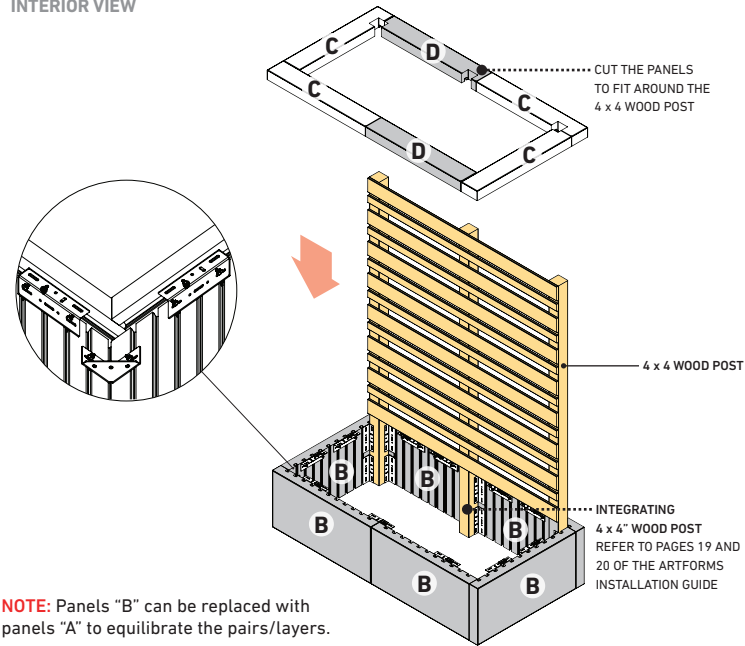
ANCHOR SLIDE AND NUT	28x
JOINING PLATE	2x
OUTER CORNER	8x
INNER CORNER	0x
STRETCHER	2x

TOTAL WEIGHT
(PANELS & HARDWARE) **740 Lbs**

PRIVACY WALL WITH PLANTER

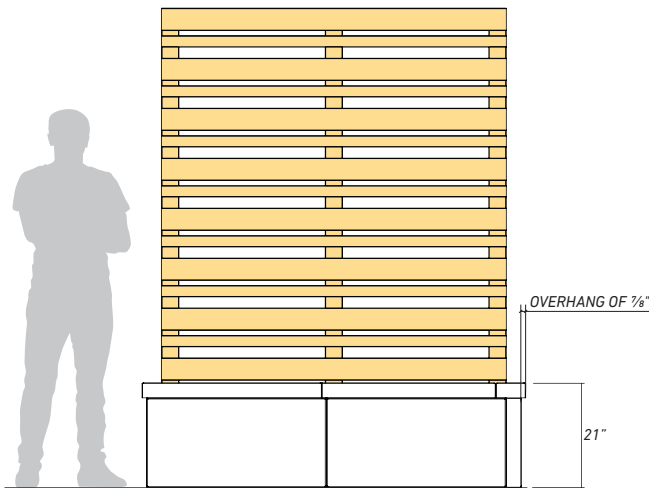


INTERIOR VIEW

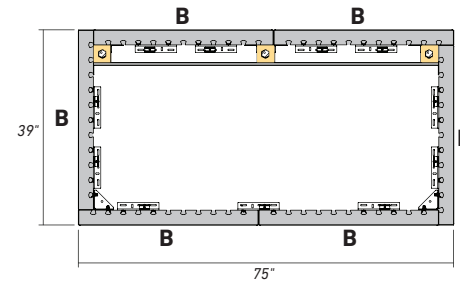


NOTE: Panels "B" can be replaced with panels "A" to equilibrate the pairs/layers.

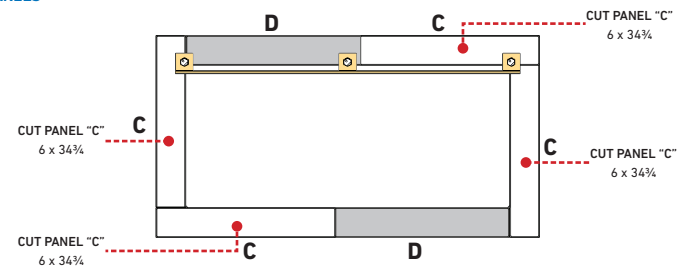
FRONT VIEW



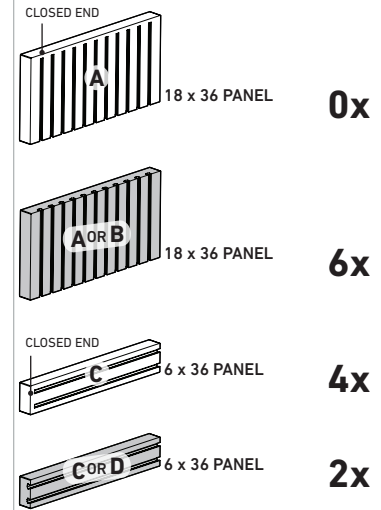
TOP VIEW
18 x 36 PANELS



6 x 36 PANELS

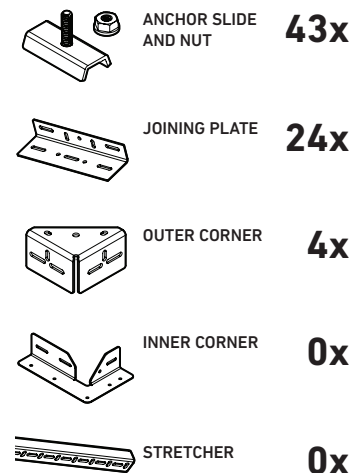


REQUIRED PANELS



IMPORTANT: 18 x 36 panels are sold in pair/layer or in full pallet only. 6 x 36 panels are sold per unit or in layer or in full pallet.

REQUIRED HARDWARE



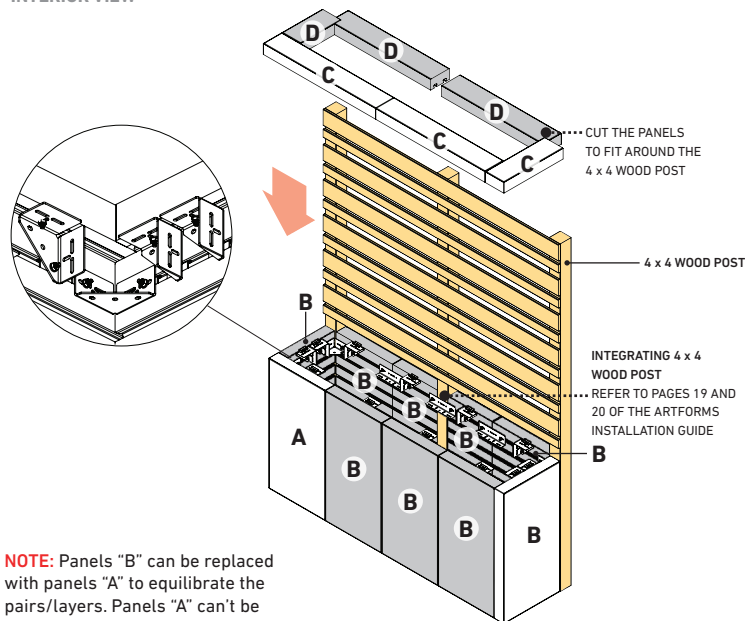
TOTAL WEIGHT
(PANELS & HARDWARE) **1206 Lbs**

IMPORTANT: Refer to page 23 of the ARTFORMS INSTALLATION GUIDE about the installation of geotextile in planter box. Contact experts/engineers to validate the base preparation, the drainage, the plants & roots growth/management.

PRIVACY WALL WITH VERTICAL PLANTER

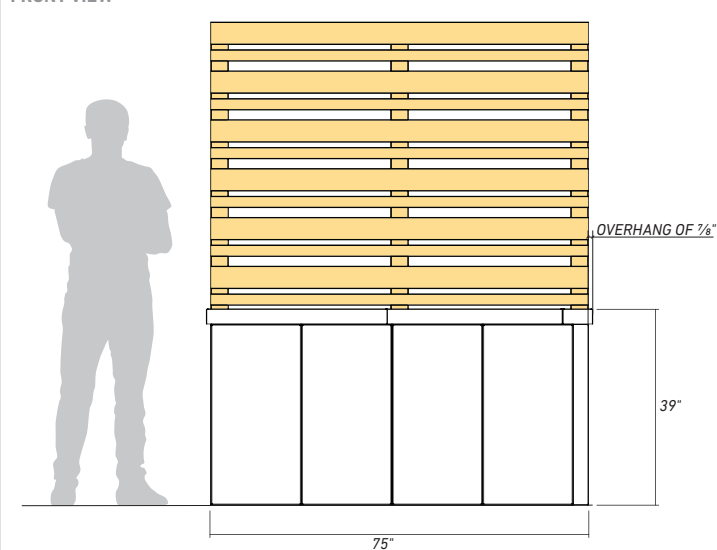


INTERIOR VIEW



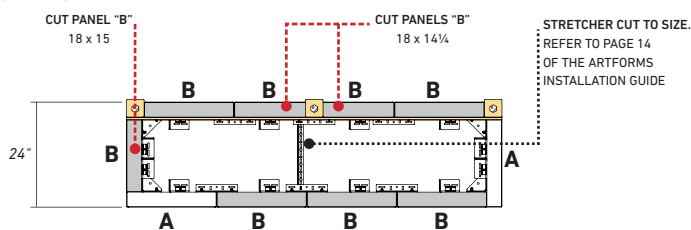
NOTE: Panels "B" can be replaced with panels "A" to equilibrate the pairs/layers. Panels "A" can't be replaced by the panels "B".

FRONT VIEW

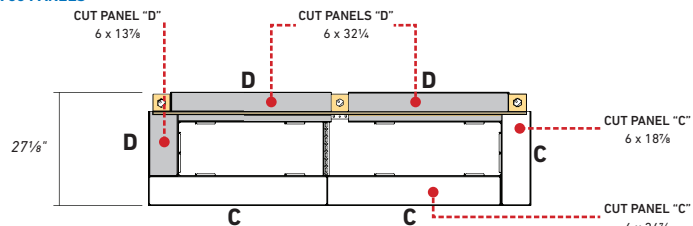


TOP VIEW

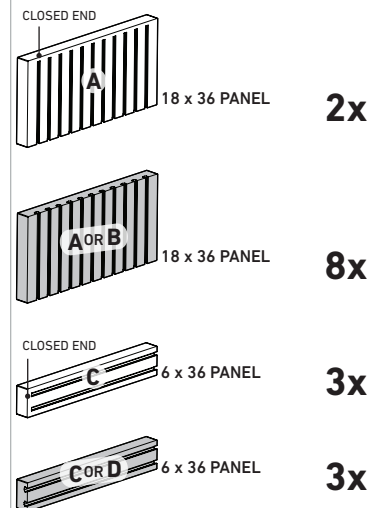
18 x 36 PANELS



6 x 36 PANELS

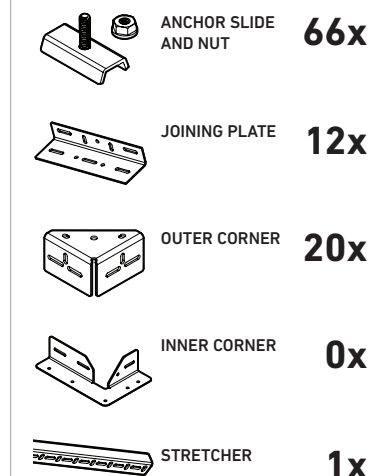


REQUIRED PANELS



IMPORTANT: 18 x 36 panels are sold in pair/layer or in full pallet only. 6 x 36 panels are sold per unit or in layer or in full pallet.

REQUIRED HARDWARE

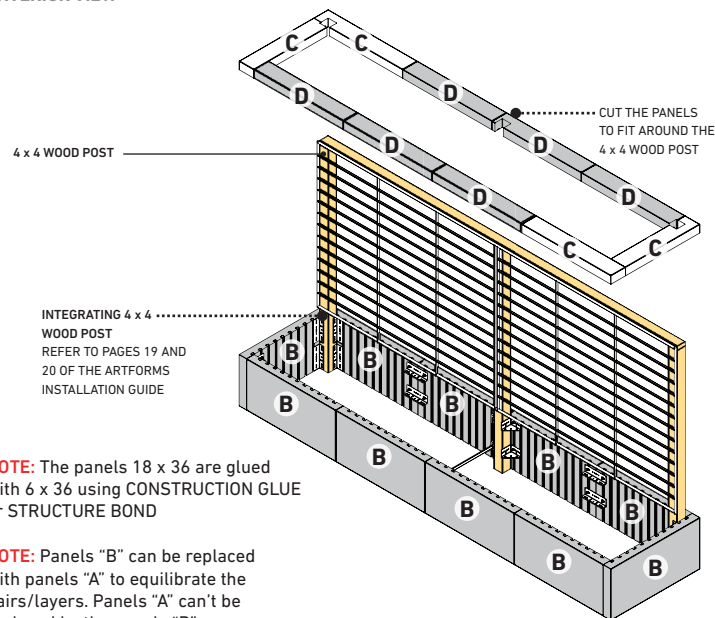


TOTAL WEIGHT (PANELS & HARDWARE) 1667 Lbs

IMPORTANT: Refer to page 23 of the ARTFORMS INSTALLATION GUIDE about the installation of geotextile in planter box. Contact experts/engineers to validate the base preparation, the drainage, the plants & roots growth/management.

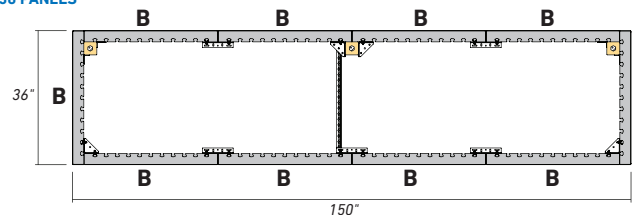


INTERIOR VIEW

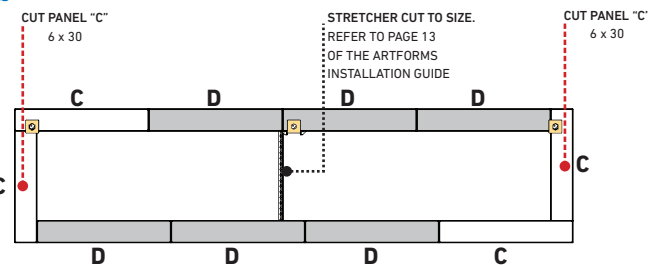


TOP VIEW

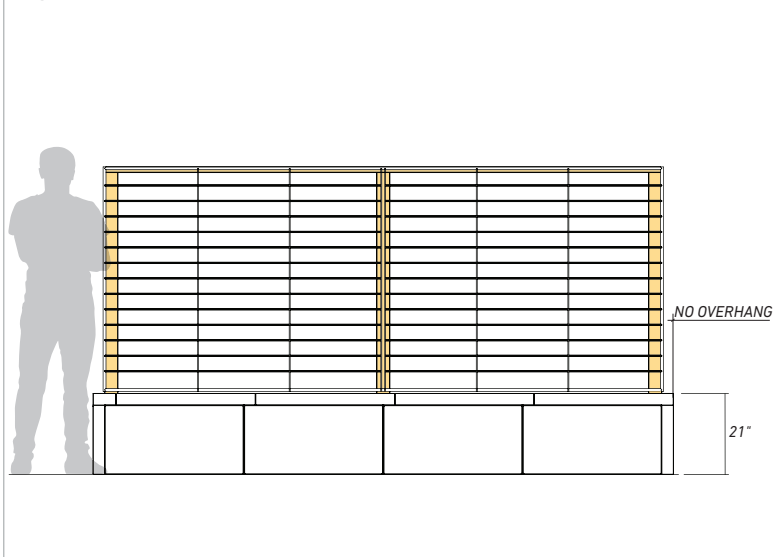
18 x 36 PANELS



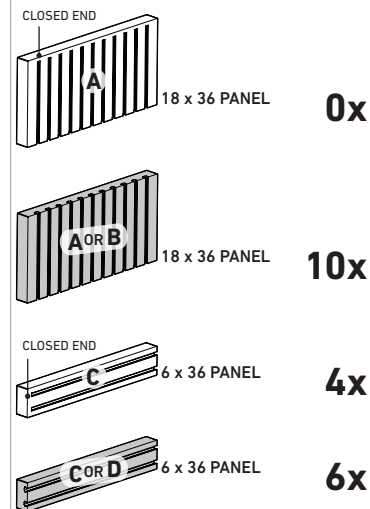
6 x 36 PANELS



FRONT VIEW

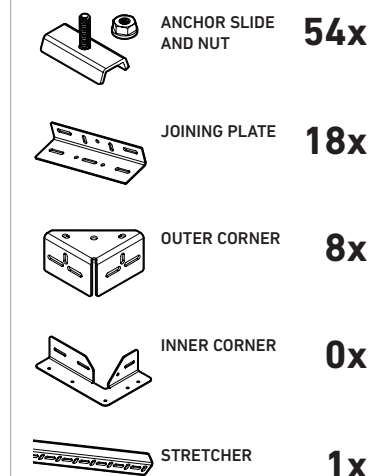


REQUIRED PANELS



IMPORTANT: 18 x 36 panels are sold in pair/layer or in full pallet only. 6 x 36 panels are sold per unit or in layer or in full pallet.

REQUIRED HARDWARE



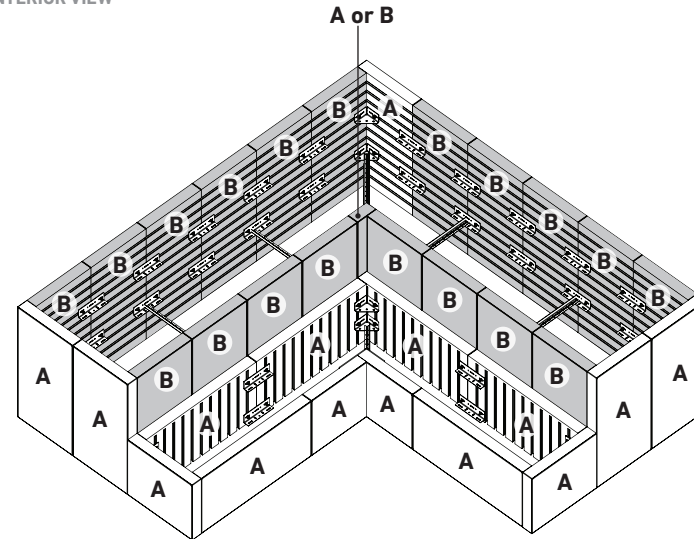
TOTAL WEIGHT
(PANELS & HARDWARE) **1986 Lbs**

IMPORTANT: Refer to page 23 of the ARTFORMS INSTALLATION GUIDE about the installation of geotextile in planter box. Contact experts/engineers to validate the base preparation, the drainage, the plants & roots growth/management.

CORNER MULTILEVEL RAISED GARDEN

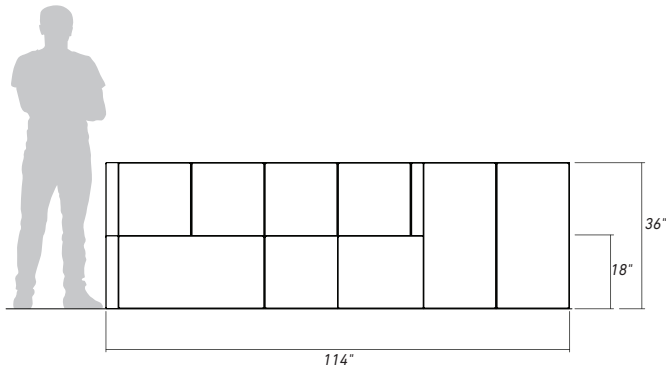


INTERIOR VIEW

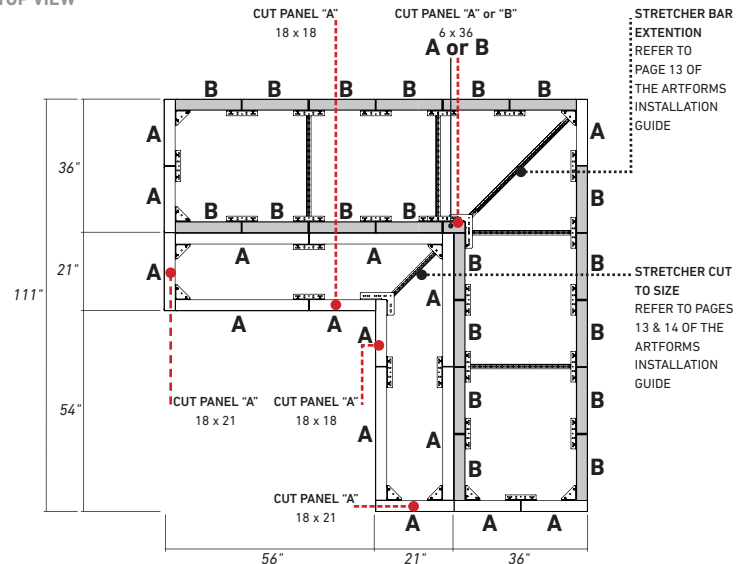


NOTE: Panels "B" can be replaced with panels "A" to equilibrate the pairs/layers. Panels "A" can't be replaced by the panels "B".

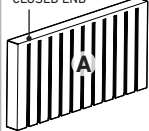

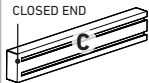

FRONT VIEW



TOP VIEW


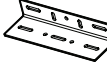





REQUIRED PANELS

	18 x 36 PANEL	15x
	18 x 36 PANEL	20x
	6 x 36 PANEL	0x
	6 x 36 PANEL	0x

IMPORTANT: 18 x 36 panels are sold in pair/layer or in full pallet only. 6 x 36 panels are sold per unit or in layer or in full pallet.

REQUIRED HARDWARE

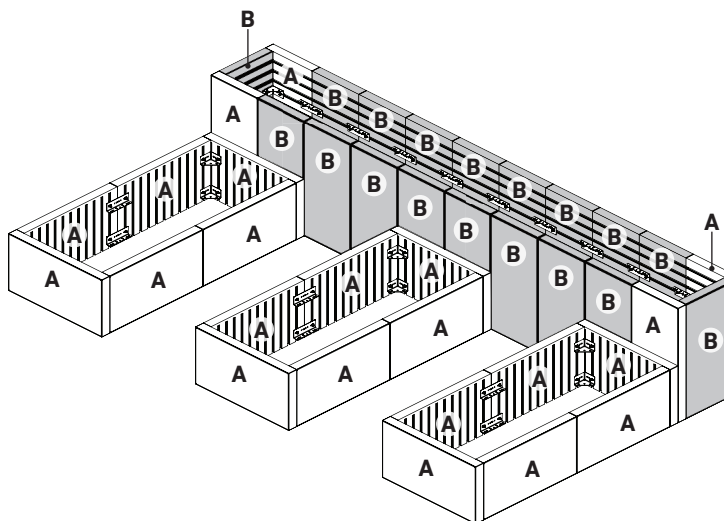
	ANCHOR SLIDE AND NUT	153x
	JOINING PLATE	46x
	OUTER CORNER	20x
	INNER CORNER	4x
	STRETCHER	7x

IMPORTANT: Refer to page 23 of the ARTFORMS INSTALLATION GUIDE about the installation of geotextile in planter box. Contact experts/engineers to validate the base preparation, the drainage, the plants & roots growth/management.

26. MULTILEVEL RAISED GARDEN

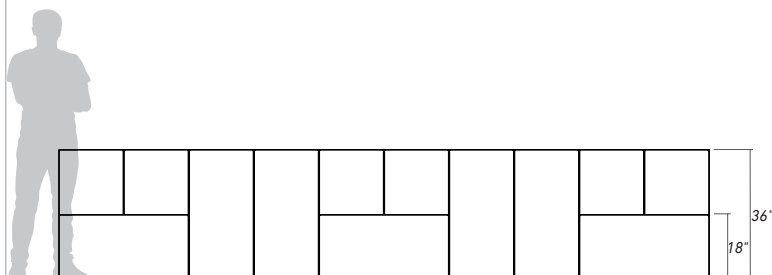


INTERIOR VIEW

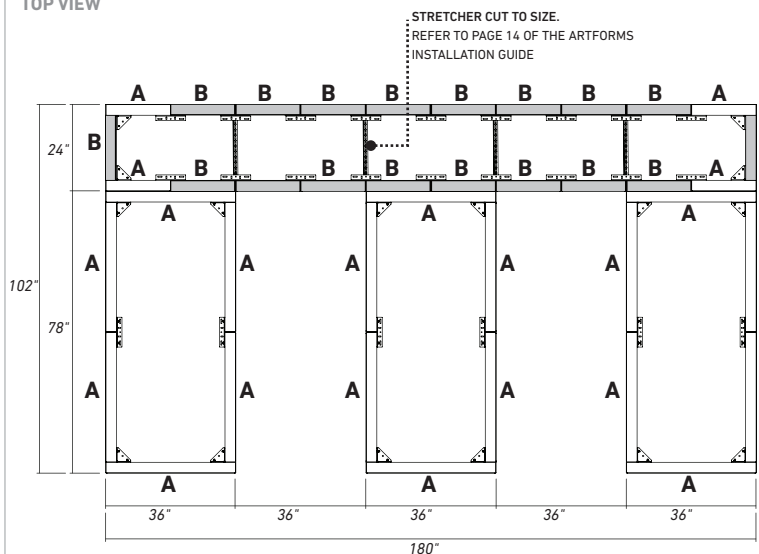


NOTE: Panels "B" can be replaced with panels "A" to equilibrate the pairs/layers. Panels "A" can't be replaced by the panels "B".

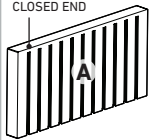

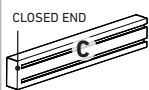

FRONT VIEW



TOP VIEW

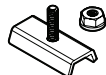
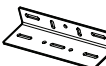

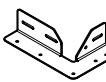



REQUIRED PANELS

	18 x 36 PANEL	22x
	18 x 36 PANEL	18x
	6 x 36 PANEL	0x
	6 x 36 PANEL	0x

IMPORTANT: 18 x 36 panels are sold in pair/layer or in full pallet only. 6 x 36 panels are sold per unit or in layer or in full pallet.

REQUIRED HARDWARE

	ANCHOR SLIDE AND NUT	168x
	JOINING PLATE	48x
	OUTER CORNER	32x
	INNER CORNER	0x
	STRETCHER	2x

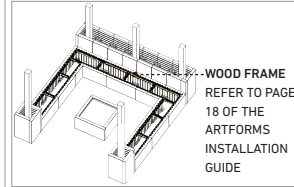
TOTAL WEIGHT
(PANELS & HARDWARE) **6058 Lbs**

IMPORTANT: Refer to page 23 of the ARTFORMS INSTALLATION GUIDE about the installation of geotextile in planter box. Contact experts/engineers to validate the base preparation, the drainage, the plants & roots growth/management.

FIREPLACE WITH BENCH & WOOD PERGOLA



INTERIOR VIEW

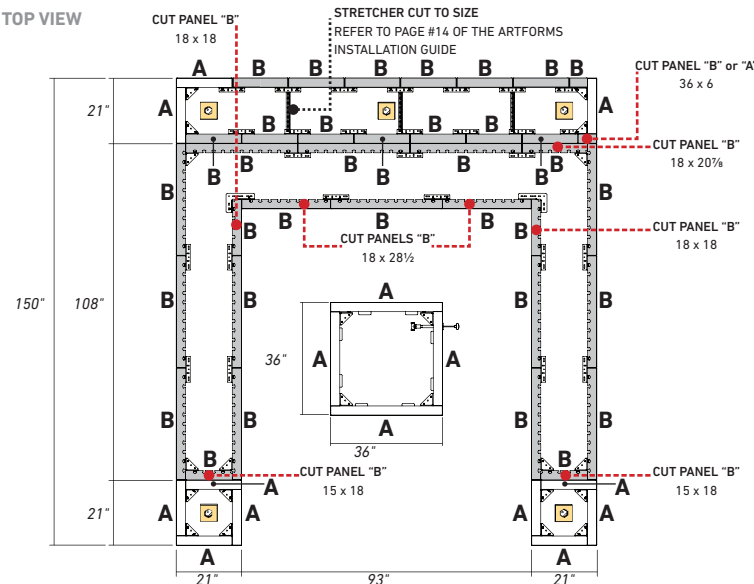


4 x 4 WOOD POST

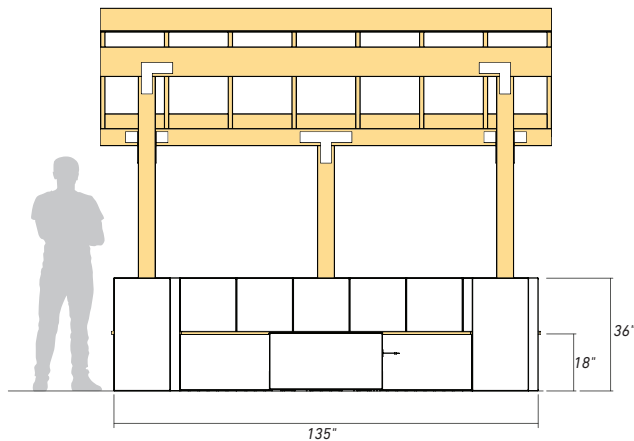
© FIRE PIT: See page 20 GAS FIRE PIT for more information.

NOTE: Panels "B" can be replaced with panels "A" to equilibrate the pairs/layers. Panels "A" can't be replaced by the panels "B".

TOP VIEW



FRONT VIEW



REQUIRED PANELS

CLOSED END	18 x 36 PANEL	16x
AOR B	18 x 36 PANEL	34x
CLOSED END	6 x 36 PANEL	0x
COR D	6 x 36 PANEL	0x

IMPORTANT: 18 x 36 panels are sold in pair/layer or in full pallet only. 6 x 36 panels are sold per unit or in layer or in full pallet.

REQUIRED HARDWARE

ANCHOR SLIDE AND NUT	210x
JOINING PLATE	54x
OUTER CORNER	44x
INNER CORNER	4x
STRETCHER	2x

IMPORTANT: Other types of hardware (not included) may be required to make these assemblies (wood screws, concrete anchors, etc.). BELGARD is not responsible for any issue regarding other materials, accessories, other types of hardware, etc. We recommend consulting an expert/engineer to validate installation of the wood posts of pergola.

TOTAL WEIGHT
(PANELS & HARDWARE) **2315 Lbs**

L-SHAPED BENCH & VERTICAL PLANTER

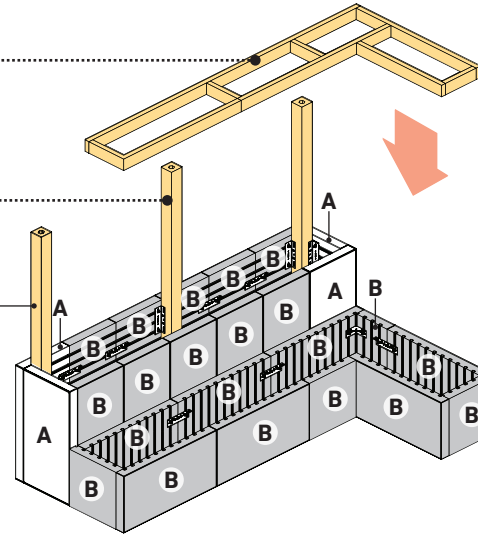


INTERIOR VIEW

WOOD FRAME
REFER TO PAGE 18
OF THE ARTFORMS
INSTALLATION GUIDE


INTEGRATING 4 x 4
WOOD POST
REFER TO PAGES 19 AND
20 OF THE ARTFORMS
INSTALLATION GUIDE

4 x 4 WOOD POST

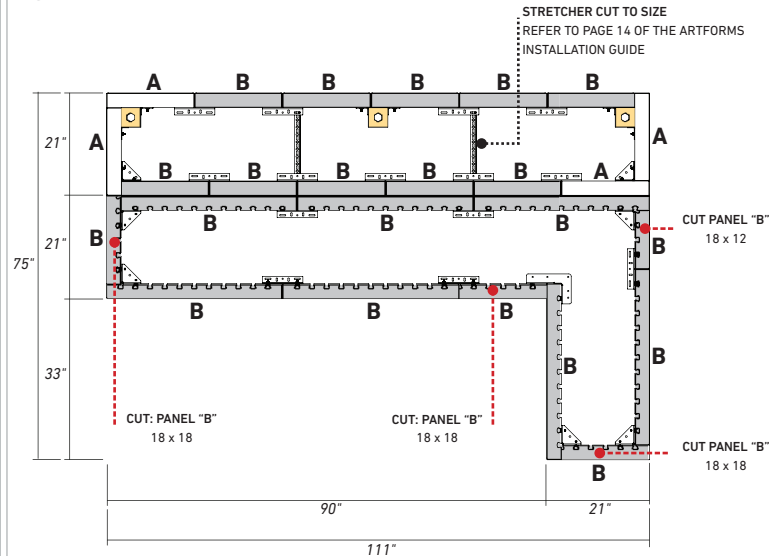


NOTE: Panels "B" can be replaced with panels "A" to equilibrate the pairs/layers. Panels "A" can't be replaced by the panels "B".

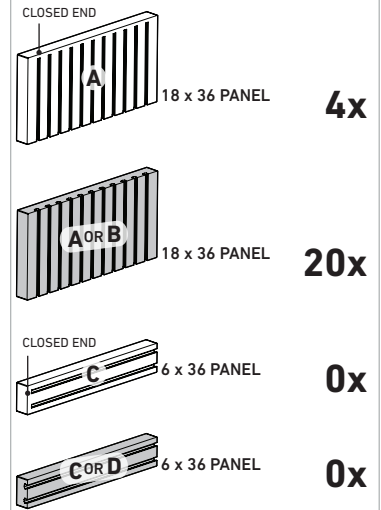
FRONT VIEW



TOP VIEW

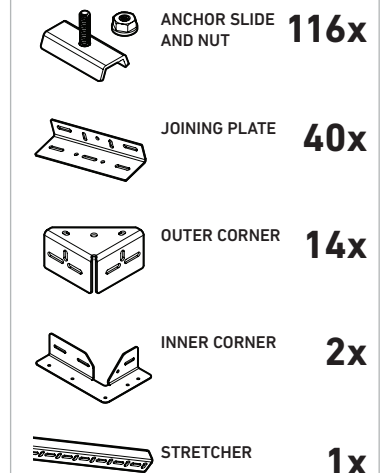


REQUIRED PANELS



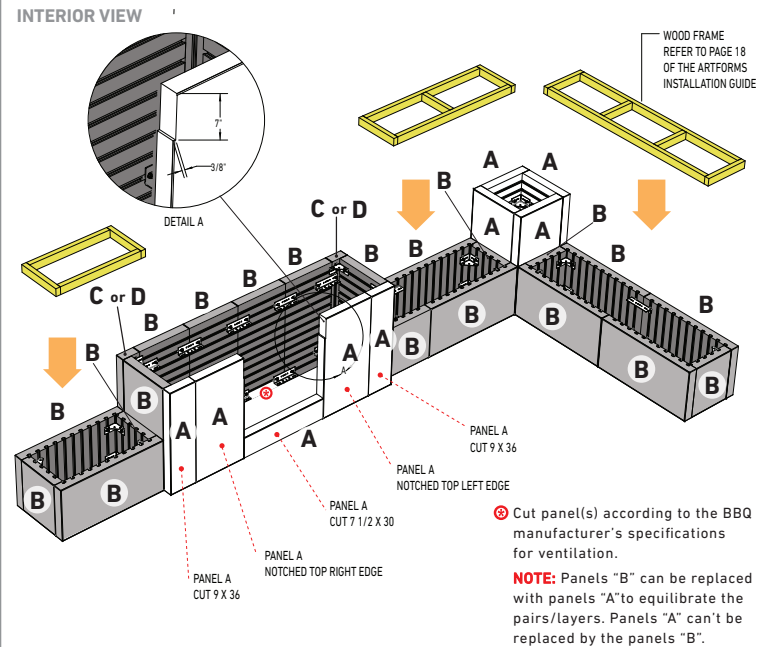

IMPORTANT: 18 x 36 panels are sold in pair/layer or in full pallet only. 6 x 36 panels are sold per unit or in layer or in full pallet.

REQUIRED HARDWARE



IMPORTANT: Refer to page 23 of the ARTFORMS INSTALLATION GUIDE about the installation of geotextile in planter box. Contact experts/engineers to validate the base preparation, the drainage, the plants & roots growth/management.

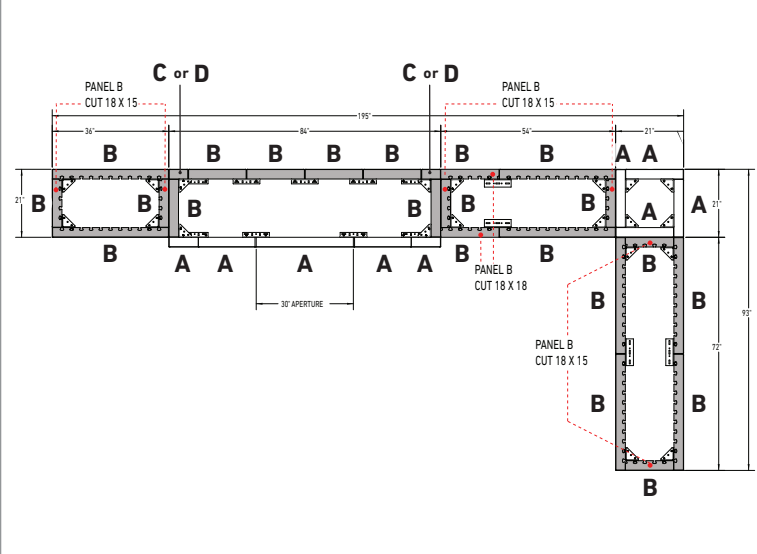
BBQ WITH BENCH & VERTICAL PLANTER



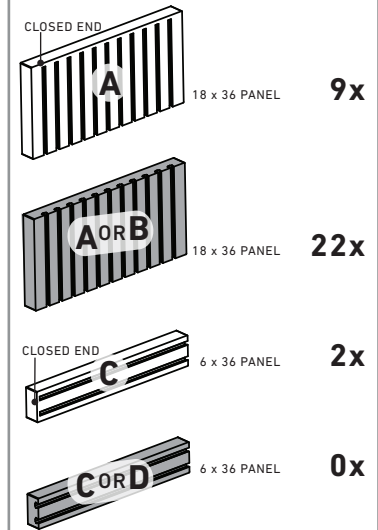
FRONT VIEW



TOP VIEW

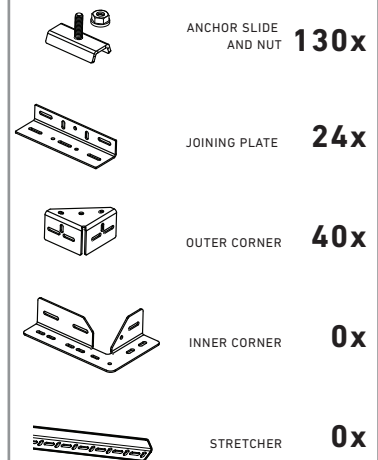


REQUIRED PANELS



IMPORTANT: 18 x 36 panels are sold in pair/layer or in full pallet only. 6 x 36 panels are sold per unit or in layer or in full pallet.

REQUIRED HARDWARE



TOTAL WEIGHT
(PANELS & HARDWARE) **3921 Lbs**

IMPORTANT: It is recommended to follow the BBQ manufacturer's specifications for ventilation and clearances. Belgard is not responsible for the conformity of connections, clearances and ventilation. BBQ, countertop and accessories are not included.

HIGH TOP GAS FIRE PIT

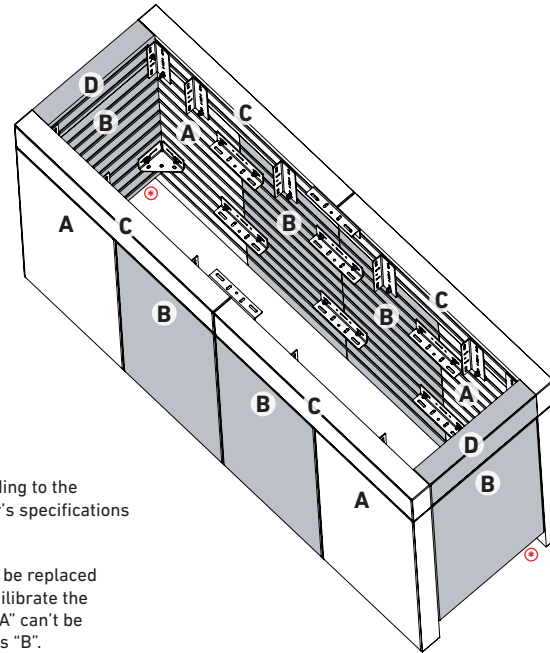
Gas Option



Propane Option



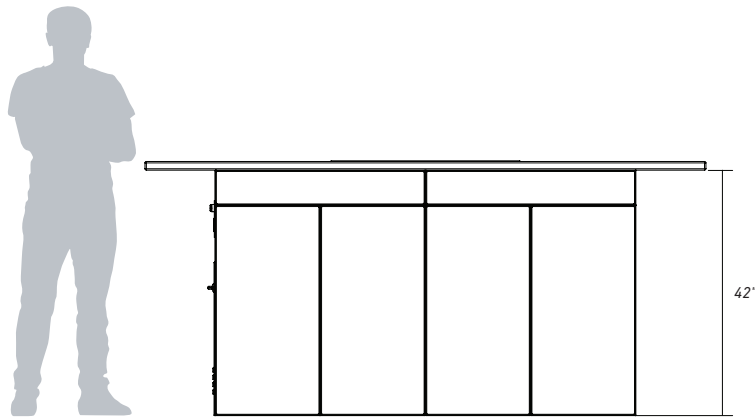
INTERIOR VIEW



⊙ Cut panel(s) according to the burner manufacturer's specifications for ventilation.

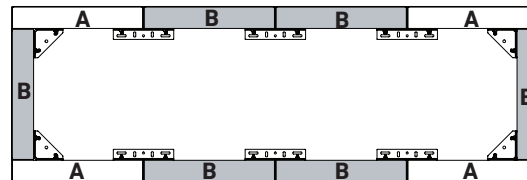
NOTE: Panels "B" can be replaced with panels "A" to equilibrate the pairs/layers. Panels "A" can't be replaced by the panels "B".

FRONT VIEW

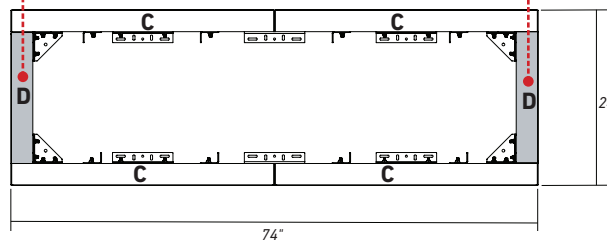


TOP VIEW

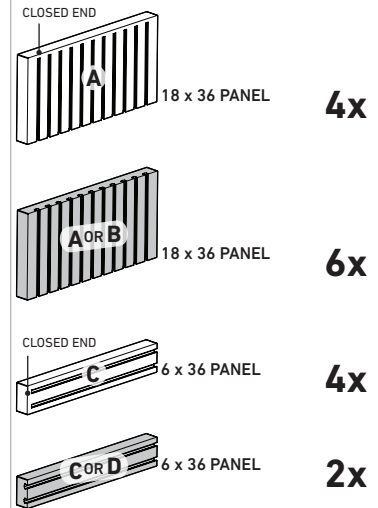
18 x 36 PANELS



6 x 36 PANELS

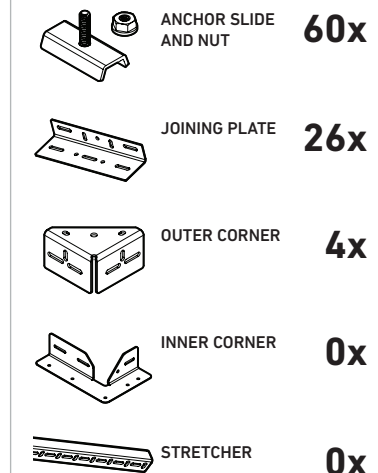
CUT PANELS "D"
6 x 18

REQUIRED PANELS

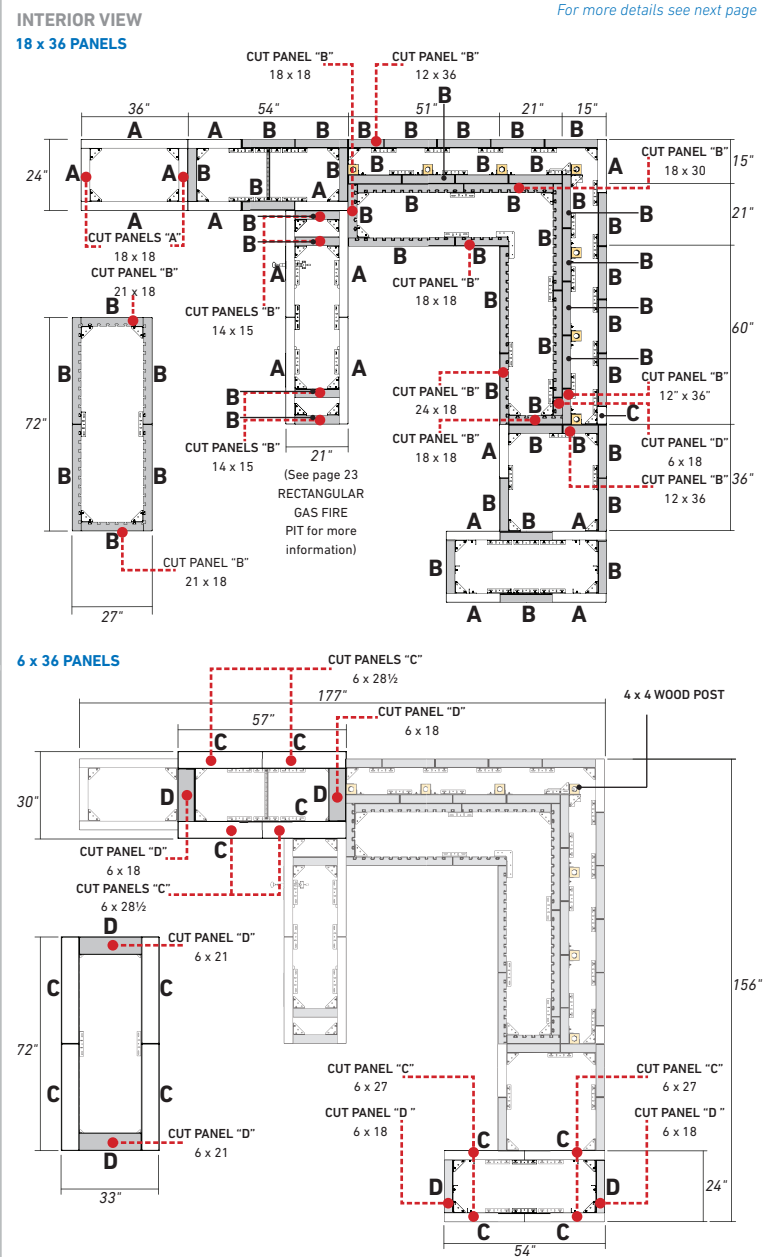
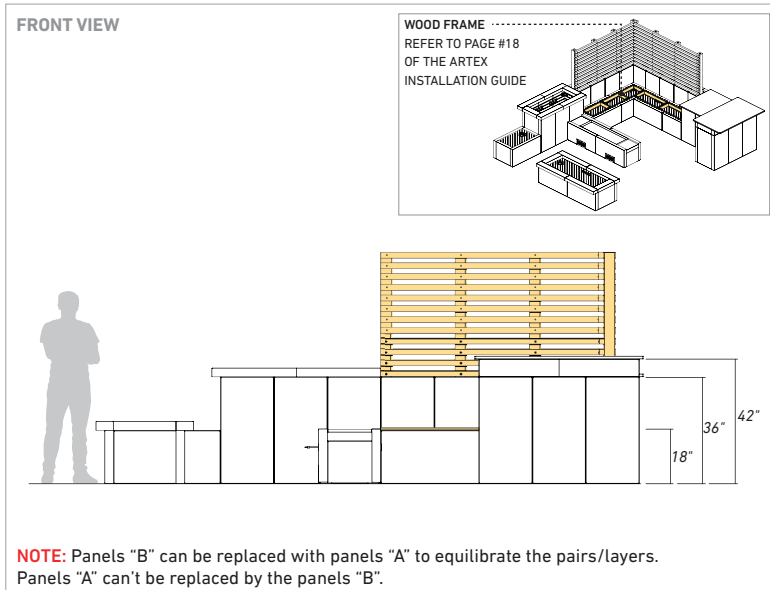


IMPORTANT: 18 x 36 panels are sold in pair/layer or in full pallet only. 6 x 36 panels are sold per unit or in layer or in full pallet.

REQUIRED HARDWARE



IMPORTANT: It is recommended to follow the FIREKIT manufacturer's specifications for ventilation and clearances. Belgard is not responsible for the conformity of connections, clearances and ventilation. Burner pan, countertop and accessories are not included.



CLOSED END

18 x 36 PANEL

18x

CLOSED END

18 x 36 PANEL

49x

CLOSED END






6 x 36 PANEL

13x

CLOSED END

6 x 36 PANEL

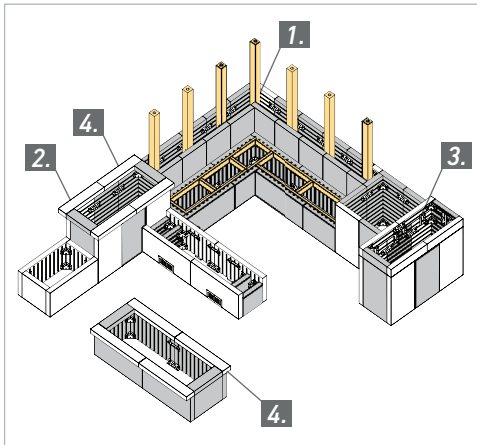
5x

	ANCHOR SLIDE AND NUT	372x
	JOINING PLATE	112x
	OUTER CORNER	80x
	INNER CORNER	4x
	STRETCHER	1x

TOTAL WEIGHT
(PANELS & HARDWARE) **9798 Lbs**

IMPORTANT: It is recommended to follow the FIREKIT manufacturer's specifications for ventilation and clearances. Belgard is not responsible for the conformity of connections, clearances and ventilation. Burner pan, countertop and accessories are not included.

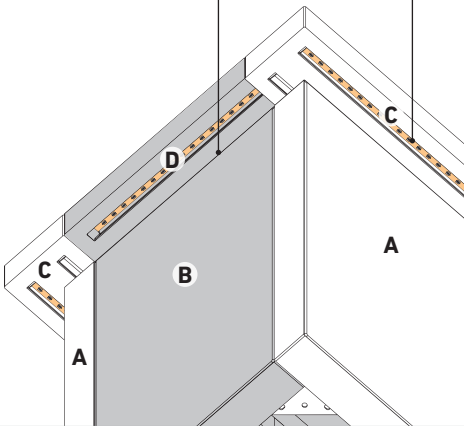
31. CORNER BENCH & FIRE PIT



VERTICAL & HORIZONTAL PLANTER BOX

2. OPTIONAL: LED strip can be inserted in the dovetail. Refer to page 16 of the ARTEX INSTALLATION GUIDE.

4. The panels 6 x 36 are glued using CONSTRUCTION GLUE or STRUCTURE BOND.

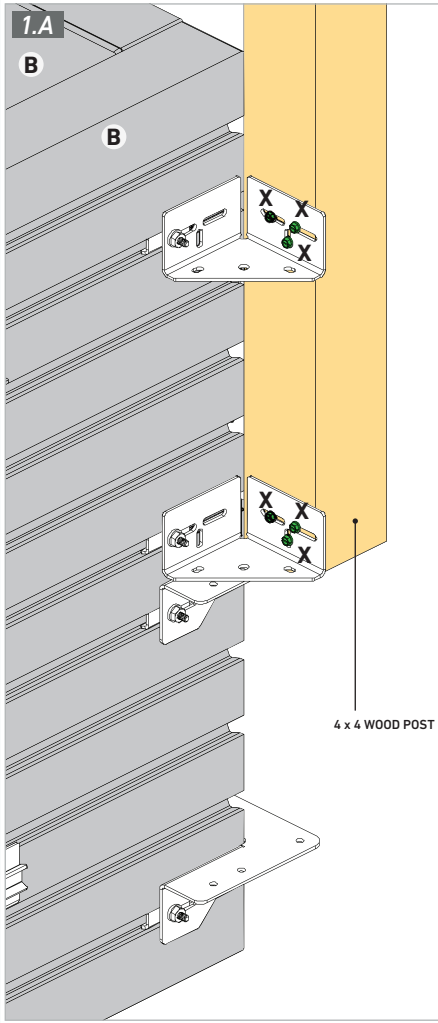


1. Drill the concrete panel to install the Concrete Screw Anchors, and the wood post to install the Stainless Steel Screw.

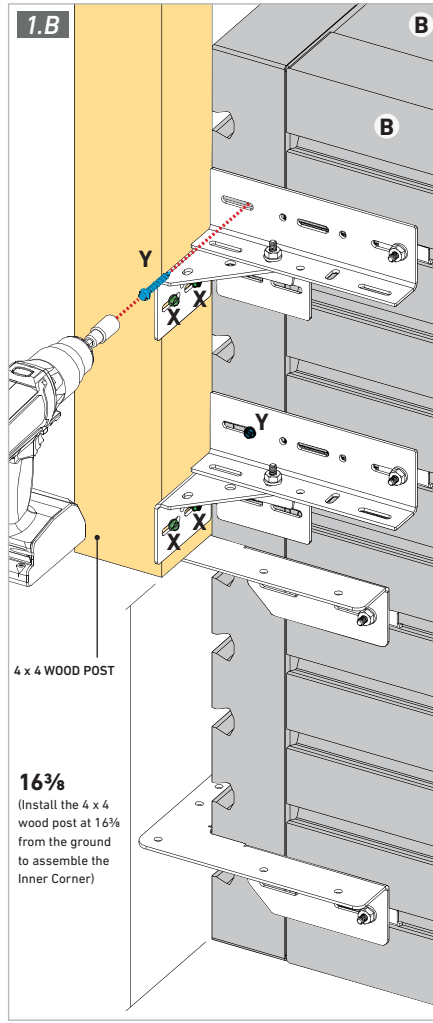
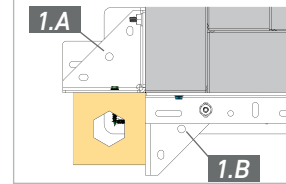
NOTE:

X: Stainless Steel Wood Screw Flat Head #10 x 2½"

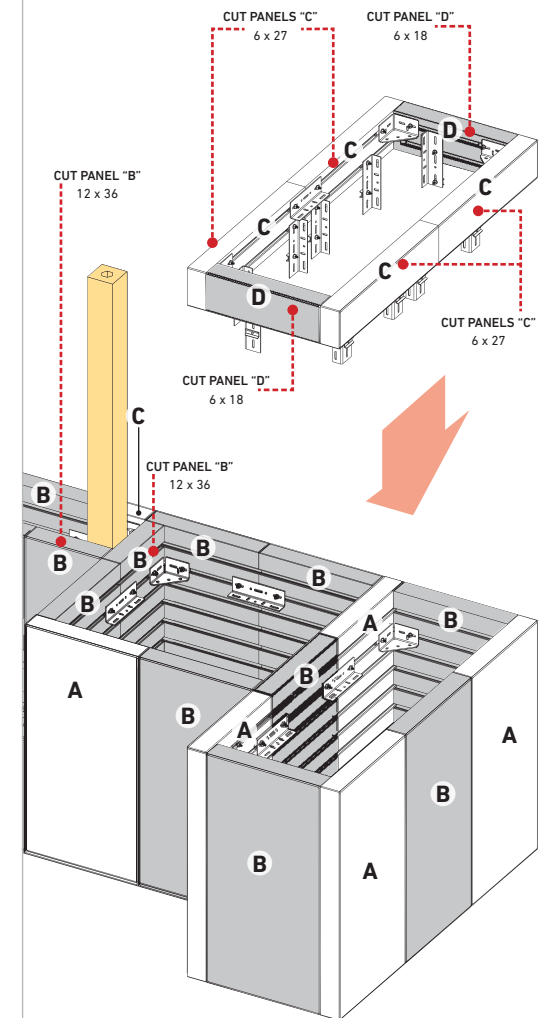
Y: Concrete screw anchor (Tapcon®) ¼ x 1¾ or ⅜ x 1¾



TOP VIEW



3. EXPLODED VIEW - BAR TABLE



IMPORTANT: It is recommended to follow the manufacturer's specifications for LED stripes and wire connections. Belgard is not responsible for the conformity of the LED strip inserts.

