


BELGARD®

Pro Consultation Guide



WHY PROS CHOOSE BELGARD

EXPERTISE

For over 25 years, Belgard has led the hardscape category with proven installation standards and training. Our Belgard Authorized Contractors and certified installers are backed with technical support and resources from takeoff to final walkthrough.

QUALITY

Belgard pavers and walls are engineered for long-term performance and beauty to reduce call-backs. Every product is backed by a transferable limited lifetime warranty, giving your customers confidence in your work.

INNOVATION

Belgard invests over 20,000 R&D hours each year to develop new hardscape systems, textures and installation solutions that help you work faster and build better spaces. Our products set performance standards and keep your offering ahead of trends.

SERVICE

Belgard and the Oldcastle APG family of brands deliver national scale with local manufacturing, distribution and field support. With more than 150 locations, we help keep product available, projects on schedule and jobsites supplied.

DESIGN

Belgard design tools, pattern libraries and visualization resources help you show customers what's possible and sell more complete outdoor living projects. From simple patios to complex multi-level spaces, our portfolio supports your client's vision.




TABLE OF CONTENTS

FIND YOUR
BELGARD
SALES REP
[Beldgard.com/FindMyRep](http://Belgard.com/FindMyRep)



PRODUCT
INSTALLATION
GUIDES
[Beldgard.com/InstallGuide](http://Belgard.com/InstallGuide)



SHAPE YOUR PLAN

- 6 Space Planning
- 8 Style Trends
- 10 Color
- 12 Patterns & Scale
- 13 Texture
- 14 Define with Walls
- 16 Quality Assurance



PAVERS

- 20 Aqualine™
- 22 Belgian Cobble®
- 24 Brooklyn™
- 26 Charlestone™
- 28-37 Dimensions™ 3-Piece
- 38-41 Dimensions™ Paver
- 42 Dimensions™ Plank
- 44 Dimensions™ Slab
- 46 Dublin Cobble®
- 48 Empire
- 50 Geometric Shapes
- 52 Holland Stone
- 54 Mega-Arbel®
- 56-65 Origins™ 3-Piece
- 66 Origins™ Paver
- 68 Papyrus™
- 70 Turfstone™



PORCELAIN

- 72 Foundation™
- 74 Genoa™
- 76 Glocal
- 78 Noon
- 80 November
- 82 Quarziti 2.0
- 84 Unico 2.0



WALLS

- 86 Ashlar Tandem™
- 88 Brisa® Wall
- 90 Diamond Pro® Air Smooth
- 92 Diamond Pro® Air Straight
- 94 Diamond Pro® Straight
- 96 Highland Stone®
- 98 Lamina Tandem™
- 100 Melville Tandem™
- 102 Melville™ Wall
- 104 Sterling® Wall™
- 106 Vanguard
- 108 Weston Stone™



COPING, CAPS, EDGERS & STEPS

- 110 Anchor™ Caps
- 112 Anglia Edger®
- 114 Granika Step® XL
- 116 Landings™ Step Unit
- 118 Delmaro Coping
- 120 Grava Coping
- 122 Marina™ Coping
- 124 Modena Coping
- 126 Melville™ Curb



KITCHENS & FIRE FEATURES

- 128 Artforms™ Modular Panel System
- 130 Bordeaux™ Series
- 132 Melville™ Series
- 134 Melville™ Fire Pit
- 136 Weston Stone™ Fire Pit Kit
- 138 Fire & Kitchen Accessories



RESOURCES

- 142-143 Color Overview
- 144-145 Paver Technologies
- 146-147 Maintenance & Protection
- 148-149 Contractor Programs
- 151 Online Resources
- 152-161 Laying Patterns



Walkways

Poolsapes

Outdoor
Kitchens

YOUR EXPERTISE, THEIR DREAM SPACE

EXPLORE

SPACE FUNCTION AND USE

KEY SITE CHALLENGES AND
PERFORMANCE NEEDS

TIMING AND BUDGET GOALS

Outdoor
Dining Rooms

Outdoor
Living Rooms

BUILD FOR LIFESTYLE

DESIGNS FOR EVERY BUDGET

Help homeowners choose the right outdoor design by uncovering priorities before showing products. Use these prompts to guide the discussion and simplify their decision-making.



Entertainment-Ready Retreat

BEST FOR:

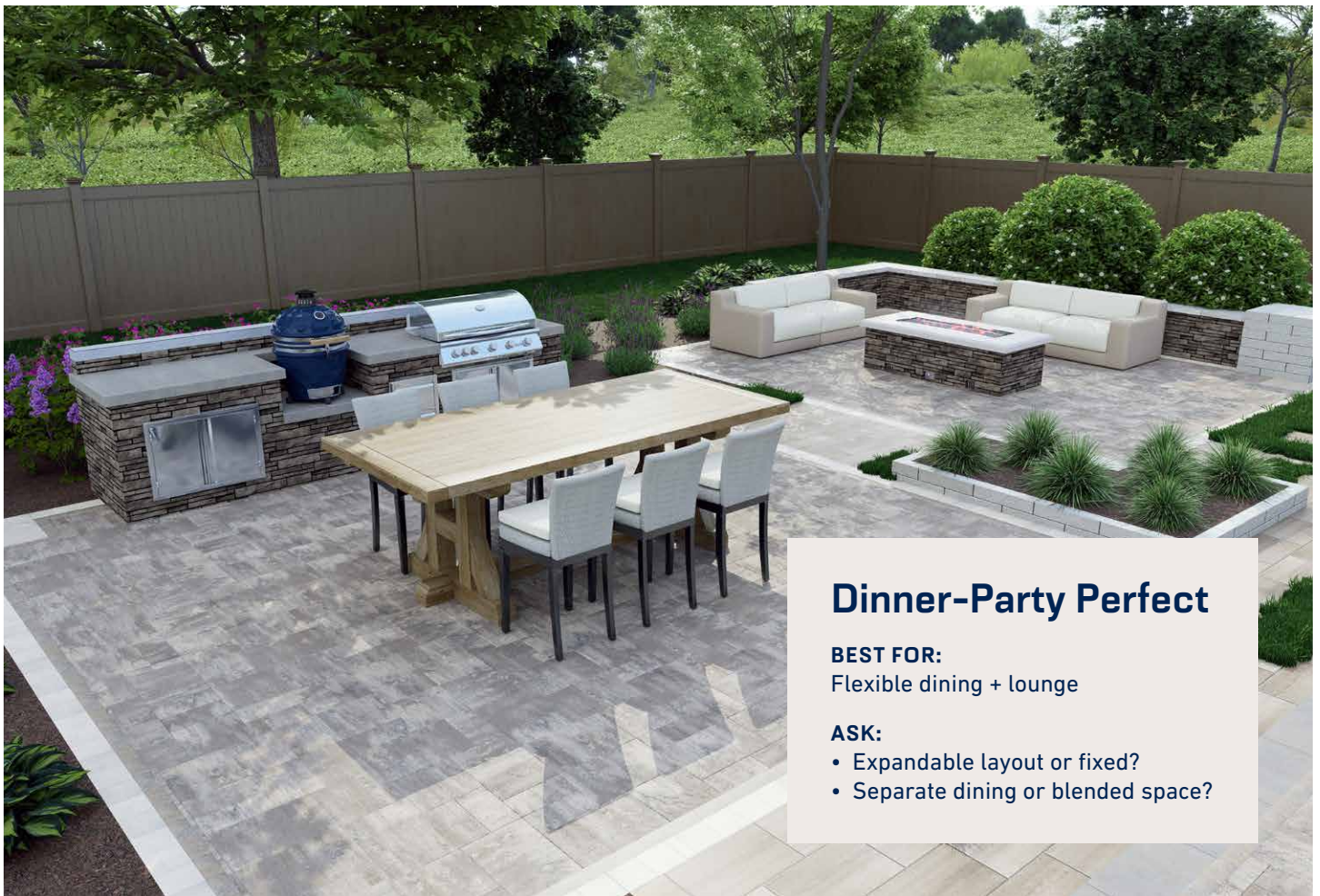
Big gatherings, outdoor cooking

ASK:

- Which feature is most important—fireplace, kitchen, or seating?
- Phase upgrades or build all at once?

Pro Tip

Position yourself as a long-term partner, not just a one-time installer. Offer seasonal maintenance and upgrade packages.




Dinner-Party Perfect

BEST FOR:

Flexible dining + lounge

ASK:

- Expandable layout or fixed?
- Separate dining or blended space?



The Simple Life

BEST FOR:

Budget-friendly, low maintenance

ASK:

- Speed or customization?
- Keep it simple or allow for growth?

Pro Tip

Modular pavers save time on design and installation and make expansions simpler.

DESIGN FOR STYLE

FIND THEIR PERFECT OUTDOOR STYLE

Help homeowners choose a look that fits their lifestyle and home. They've defined how they'll use the space and set a budget—now guide them toward a style that feels right.




Mega-Arbel, Origins 12, Landings Step & Artforms

Rustic Retreat

Natural textures and earthy tones for a cozy, organic feel.

ASK:

- Do you want the space to feel relaxed and connected to nature?
- Would rugged stone or wood accents complement your home?



Holland Stone



Dimensions 12 & Belgian Cobble



Charlestone

Refined Tradition


Classic patterns and rich tones for timeless elegance.

ASK:


- Do you prefer a formal, polished look?
- Are symmetry and pattern important to you?



Brooklyn, Weston Stone & Marina Coping



Dimensions 18 with Dimensions Border



Quarziti 2.0 & Artforms Fire Pit with Quarziti 2.0 Veneers

Modern Minimalism

Clean lines and smooth textures for a sleek, contemporary vibe.

ASK:

- Do you want an open, uncluttered space?
- Would large-format pavers or neutral tones fit your vision?

THE ART OF DESIGN


MAKE YOUR STATEMENT WITH COLOR

You've defined the space and chosen a style—now let's pick colors that bring it all together. By guiding them through color choices, you can elevate curb appeal and create designs that complement their home's style.



Solid Shades

Offer a clean, cohesive look that simplifies design decisions. Solid shades provide a timeless foundation, making landscaping and décor stand out effortlessly.



Monochromatic

Suggest a sleek, unified palette for homeowners who prefer understated elegance. Monochromatic designs highlight textures and patterns without overwhelming the space.



Contrasts

Encourage bold combinations for homeowners seeking visual interest. Contrasting colors define spaces, highlight features, and create a dynamic, eye-catching design.




Cool Blends

Introduce refreshing, modern tones that bring a sense of calm to outdoor spaces. Cool blends work well for contemporary styles, adding subtle sophistication homeowners will love.



Warm Tones

Warm tones create inviting, comfortable environments. They pair perfectly with natural elements and greenery, giving outdoor living areas a grounded, welcoming feel.



Mix & Match

Show how mixing colors and textures can personalize a space. This approach allows homeowners to create unique transitions between areas and express their individual style.

UNLOCKING FLEXIBILITY & FLOW




MODULAR SIZES. ENDLESS PATTERNS.

Show homeowners how size and layout choices transform the look and feel of their space—and how **modular** systems make it easy to customize now and expand later.



Design Smarter: Scale + Pattern That Sell


- **Size Sets the Tone:** Big slabs create a modern, open feel, smaller units add detail and intimacy.
- **Pattern Adds Personality:** Straight lines feel calm, angled layouts bring energy.
- **Infinite Possibilities:** Mix sizes and patterns for custom designs now—and easy expansion later.




DESIGN YOU CAN FEEL

THE POWER OF TEXTURE

Texture is one of the most powerful tools in hardscape design, adding both personality and traction underfoot. Mix textures to balance interest, play with light and shadow, and create spaces that are both safe and inviting.



Betair Wall 2.0 with Marina Coping, Dimensions Paver & Origins 18



Papyrus Artforms

Layer in Vertical Texture

Consider pairing complementary textures across pavers and walls for a cohesive look, or contrast finishes to create visual depth and distinction between horizontal and vertical surfaces.

Smooth



Slate / Textured



Tumbled / Antiqued



Artisan



STRUCTURE & STYLE

WALLS THAT DEFINE SPACES

Walls do more than hold back soil—they shape how homeowners live outdoors. By creating boundaries, levels, and zones, walls turn ordinary yards into organized, functional, and inviting spaces.

Freestanding Walls

DEFINE ZONES. CREATE FLOW.

Carve out distinct areas for dining, lounging, or entertaining, turning open yards into organized, livable spaces.

Garden Walls

FRAME BEDS. POLISH LANDSCAPES.

Add structure to flower beds and planters for a clean, polished look that makes maintenance easier and landscaping more enjoyable.



Freestanding Wall Featuring Melville Wall



Freestanding / Retaining Wall Combo
Featuring Ashlar Tandem

Retaining Walls

TURN SLOPES INTO SPACES.

Transform steep grades into usable terraces for patios, gardens, or driveways, unlocking functional square footage.

Tiered Walls

LAYERED DESIGN. MAXIMUM USE.

Add depth, dimension and versatility with multilevel spaces that include plantings, seating and transitions.

Plan with Purpose

Before choosing a wall product, consider what it needs to do—hold back soil, create levels, or simply add style. Function determines the right design.



Tiered Retaining Wall Featuring Diamond Pro Air

Smart Strength for Every Landscape

DIAMOND PRO® AIR

Engineered for performance and designed for elegance, Diamond Pro Air walls offer multiple textures and colors to fit any style. Lightweight, easy-to-handle blocks speed up installation, saving time and labor, and maximize usable space without compromising durability.


Retaining walls over 4 feet in height should be designed by a qualified engineer.

HOW IT'S MADE


CRAFTSMANSHIP BACKED BY INNOVATION

QUALITY FOR LIFE

Belgard has taken the artistry of handcrafted stone to a higher level. Through research and innovation, we've developed a deep understanding of how to make modern, best-in-class hardscape products that fit the lifestyle of today's homeowners and commercial developments, while still honoring the artisans of old.



RESEARCH & DEVELOPMENT



QUALITY ASSURANCE

INTENTIONAL AT EVERY STEP

Every step of our manufacturing process incorporates rigorous research, testing and quality assurance. Whether our teams are designing a new surface texture, validating a color formula, or inspecting finished product for defects, we demand the highest quality from each of our facilities across North America. We believe in creating world-class building products that stand the test of time.

DESIGN WITH CONFIDENCE

REQUEST COLOR SWATCHES ONLINE

Planning your project just got easier!
Visit the **product page** on **Belgard.com**
to request high-resolution color swatches.
It's quick, simple, and helps you make
informed design decisions.



Belgard.com/Products



Lifetime Coverage That Works as Hard as You Do.

- Transferable warranty
- Timely investigations
- Added peace of mind with lifetime coverage for homeowners



**REGISTER AN
INSTALLATION**

Belgard.com/Warranty





SHOP THE PRODUCTS

STYLISH, PERFORMANCE-DRIVEN
OPTIONS FOR SMART DESIGNS
AND SMOOTH INSTALLS

AQUALINE™

Permeable Paver | 80mm

Environmentally-friendly, timeless aesthetics provide effective rainwater management in both pedestrian and vehicular applications.



DRIVEWAY
APPROVED



ACCESSIBLE
SURFACE



PERMEABLE
APPLICATION



MECHANICAL
INSTALL

PALLET INFORMATION

| AQUALINE™ | | SQFT/ PALLET | UNITS/ LAYER | SQFT/ LAYER | LAYER/ PALLET | WEIGHT/ PALLET |
|----------------------------|--------------|-----------------|-----------------|----------------|------------------|-------------------|
| 3-PIECE MODULAR 80MM | 4½ x 4½ x 3⅞ | 20.30 | - | - | - | - |
| | 4½ x 9 x 3⅞ | 47.21 | - | - | - | - |
| | 9 x 9 x 3⅞ | 22.48 | - | - | - | - |
| 80MM | 4½ x 9 x 3⅞ | 90 | - | - | - | 3015 |

SHAPES & SIZES

3-PIECE MODULAR | 80MM



4½ x 4½ x 3⅞



4½ x 9 x 3⅞



9 x 9 x 3⅞

80MM



4½ x 9 x 3⅞



IRON BAY




MIDNIGHT

LEARN MORE


View the product page on **Belgard.com** for more information



PALLET LAYOUTS



3-PIECE



4.5 X 9

TECHNICAL SPECS

- Interlocking spacer bars for increased structural performance
- Surface and micro-chamfer are ADA-compliant and minimize wheelchair vibration
- True installed dimensions for design optimization
- Optimal joint openings for infiltration and maintenance
- Can eliminate stormwater runoff and improve water quality
- Meets the requirements of ASTM C936
- Chamfer Width: 3 mm
- Spacer Bar Width: 10 mm
- Surface Infiltration Rate:
> 500 inches per hour (varies based on joint infill gradation)
- Surface open area: 10% for 4.5x9, 12% for 3-piece
- Can be installed mechanically

QUALITY FOR LIFE


Every step of our manufacturing process incorporates rigorous research, testing and quality assurance. We demand the highest quality from each of our facilities across North America. We believe in creating world class building products that stand the test of time. See our lifetime warranty at **Belgard.com/Warranty**

Due to the natural materials in our products, colors may vary from those shown on the cut sheet. We recommend viewing actual product samples to ensure the perfect color and finish for each project.

BELGIAN COBBLE®

Paver | 60mm

Emulating the look of stones found lining a mountain creek bed, this multi-piece system can be installed as a permeable system and has seven unique shapes for creating natural random patterns and picturesque settings.



DRIVEWAY
APPROVED



PERMEABLE
APPLICATION

PALLET INFORMATION


| BELGIAN COBBLE® | | SQFT/ PALLET | UNITS/ LAYER | SQFT/ LAYER | LAYER/ PALLET | WEIGHT/ PALLET |
|-----------------|---------------|-----------------|-----------------|----------------|------------------|-------------------|
| MULTI- PIECE | Variable x 2⅜ | 68 | - | - | - | 1685.16 |

SHAPES & SIZES

MULTI-PIECE



Variable x 2⅜



BOURBON



MIDNIGHT



PEARL

LEARN MORE

View the product page on **Belgard.com** for more information



TECHNICAL SPECS

- Seven unique shapes create a random pattern
- Ideal for use as either the primary field, or as an accent or border
- Can be installed as either a standard or permeable system
- Permeable pavement installation requires site-specific engineering and proper base, bedding and joint aggregate material
- Techniseal polymeric jointing sand recommended for non-permeable applications
- Rated for residential vehicular applications
- Applications include walkways, patios, accents, borders and residential driveways

QUALITY FOR LIFE


Every step of our manufacturing process incorporates rigorous research, testing and quality assurance. We demand the highest quality from each of our facilities across North America. We believe in creating world class building products that stand the test of time. See our lifetime warranty at **Belgard.com/Warranty**

Due to the natural materials in our products, colors may vary from those shown on the cut sheet. We recommend viewing actual product samples to ensure the perfect color and finish for each project.

BROOKLYN™

Paver | 60mm

Its warm, weathered stone appearance and texture delivers a timeless look enriched with DuraFusion Technology and factory-applied ColorTech sealant for an enhanced texture and ultimate durability.



MODULAR
SIZING



DURAFUSION
+COLORTECH



DRIVEWAY
APPROVED



ACCESSIBLE
SURFACE

PALLET INFORMATION

| BROOKLYN™ | | SQFT/ PALLET | UNITS/ LAYER | SQFT/ LAYER | LAYER/ PALLET | WEIGHT/ PALLET |
|-----------|------------|-----------------|-----------------|----------------|------------------|-------------------|
| 60MM | 3 x 9 x 2⅜ | 103.13 | - | 10.3 | 10 | 2850.13 |

SHAPES & SIZES

60MM



3 x 9 x 2⅜



BOURBON 




MIDNIGHT 



PEARL 



ROSEWOOD 

LEARN MORE

View the product page on **Belgard.com** for more information



TECHNICAL SPECS

- True 3" increments for simplified design, quoting and ordering
- Compatible with all modular paver lines—look for Modular Sizing icon
- Modular dimensions reduce cuts, installation time, and waste
- Modular compatibility allows more creative pattern options
- Maximized pallet layout for jobsite efficiencies
- Ideal for walkways, patios, borders, accents and residential driveways
- Can be used to construct ADA-compliant pavement



DuraFusion™ + ColorTech®

Enhanced texture and wear-resistance with the added protection of factory-applied sealant

QUALITY FOR LIFE

Every step of our manufacturing process incorporates rigorous research, testing and quality assurance. We demand the highest quality from each of our facilities across North America. We believe in creating world class building products that stand the test of time. See our lifetime warranty at **Belgard.com/Warranty**

Due to the natural materials in our products, colors may vary from those shown on the cut sheet. We recommend viewing actual product samples to ensure the perfect color and finish for each project.

CHARLESTONE™

3-Piece Paver | 60mm

Reminiscent of early American streets, the timeless look of weathered hand-cobbled stone is enriched with factory-applied sealant for enhanced resistance to stains or fading.



MODULAR
SIZING



COLORTECH
SEALED



DRIVEWAY
APPROVED



MECHANICAL
INSTALL

PALLET INFORMATION

| CHARLESTONE™ | | SQFT/ PALLET | UNITS/ LAYER | SQFT/ LAYER | LAYER/ PALLET | WEIGHT/ PALLET |
|----------------------------|-------------|-----------------|-----------------|----------------|------------------|-------------------|
| 3-PIECE MODULAR 60MM | 6 x 6 x 2⅜ | 15 | - | 1.5 | 10 | 2953.64 |
| | 6 x 9 x 2⅜ | 45 | - | 4.5 | 10 | |
| | 6 x 12 x 2⅜ | 45 | - | 4.5 | 10 | |

SHAPES & SIZES

3-PIECE MODULAR | 60MM



6 x 6 x 2⅜



6 x 9 x 2⅜



6 x 12 x 2⅜



ASHWOOD 🔥



FOG 🔥



GALWAY 🔥



IRON BAY 🔥



MIDNIGHT 🔥

LEARN MORE

View the product page on **Belgard.com** for more information



TECHNICAL SPECS

- True 3" increments for simplified design, quoting and ordering
- Compatible with all modular paver lines—look for Modular Sizing icon
- Modular dimensions reduce cuts, installation time, and waste
- Modular compatibility allows more creative pattern options
- Maximized pallet layout for jobsite efficiencies
- Pallet optimized for both mechanical and manual installation
- Particularly ideal for driveways and walkways

 **ColorTech® Sealed**
Factory-applied sealant

QUALITY FOR LIFE


Every step of our manufacturing process incorporates rigorous research, testing and quality assurance. We demand the highest quality from each of our facilities across North America. We believe in creating world class building products that stand the test of time. See our lifetime warranty at **Belgard.com/Warranty**

Due to the natural materials in our products, colors may vary from those shown on the cut sheet. We recommend viewing actual product samples to ensure the perfect color and finish for each project.

DIMENSIONS™ 6

3-Piece System | 60mm

Contemporary design meets traditional appeal with a smooth face and crisp, clean lines that pair well with any architectural style, enriched with factory-applied sealant for enhanced durability.



MODULAR
SIZING



COLORTECH
SEALED



DRIVEWAY
APPROVED



ACCESSIBLE
SURFACE

PALLET INFORMATION

| DIMENSIONS™ 6 | | SQFT/ PALLET | UNITS/ LAYER | SQFT/ LAYER | LAYER/ PALLET | WEIGHT/ PALLET |
|----------------------|------------|-----------------|-----------------|----------------|------------------|-------------------|
| DIMENSIONS 6 60MM | 3 x 6 x 2⅜ | 120 | - | 12 | 10 | 3561 |
| | 6 x 6 x 2⅜ | | | | | |
| | 6 x 9 x 2⅜ | | | | | |

SHAPES & SIZES

DIMENSIONS 6 | 60MM




3 x 6 x 2⅜




6 x 6 x 2⅜




6 x 9 x 2⅜



ANTHRACITE 




SCANDINA GRAY 

LEARN MORE

View the product page on **Belgard.com** for more information



PALLET LAYOUT



TECHNICAL SPECS

- True 3" increments for simplified design, quoting and ordering
- Compatible with all modular paver lines—look for Modular Sizing icon
- Modular dimensions reduce cuts, installation time, and waste
- Modular compatibility allows more creative pattern options
- Maximized pallet layout for jobsite efficiencies
- Ideal for patios, walkways and residential vehicular applications
- Surface and micro-chamfer are ADA-compliant and minimize wheelchair vibration



ColorTech® Sealed
Factory-applied sealant

QUALITY FOR LIFE


Every step of our manufacturing process incorporates rigorous research, testing and quality assurance. We demand the highest quality from each of our facilities across North America. We believe in creating world class building products that stand the test of time. See our lifetime warranty at **Belgard.com/Warranty**

Due to the natural materials in our products, colors may vary from those shown on the cut sheet. We recommend viewing actual product samples to ensure the perfect color and finish for each project.

DIMENSIONS™ 12

3-Piece System | 60mm

Contemporary design meets traditional appeal with a smooth face and crisp, clean lines that pair well with any architectural style, enriched with factory-applied sealant for enhanced durability.



PALLET INFORMATION

| DIMENSIONS™ 12 | | SQFT/ PALLET | UNITS/ LAYER | SQFT/ LAYER | LAYER/ PALLET | WEIGHT/ PALLET |
|-----------------------|--------------|-----------------|-----------------|----------------|------------------|-------------------|
| DIMENSIONS 12 60MM | 6 x 6 x 2⅜ | 120 | - | 12 | 10 | 3561 |
| | 12 x 12 x 2⅜ | | | | | |
| | 18 x 12 x 2⅜ | | | | | |

SHAPES & SIZES

DIMENSIONS 12 | 60MM




6 x 6 x 2⅜




12 x 12 x 2⅜



18 x 12 x 2⅜



GALWAY 



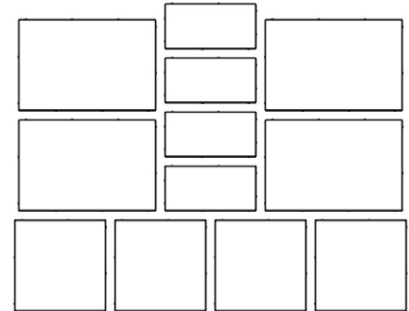
SCANDINA GRAY 

LEARN MORE

View the product page on [Belgard.com](https://www.belgard.com) for more information



PALLET LAYOUT



TECHNICAL SPECS

- True 3" increments for simplified design, quoting and ordering
- Compatible with all modular paver lines—look for Modular Sizing icon
- Modular dimensions reduce cuts, installation time, and waste
- Modular compatibility allows more creative pattern options
- Maximized pallet layout for jobsite efficiencies
- Ideal for patios, walkways and pool decks
- Surface and micro-chamfer are ADA-compliant and minimize wheelchair vibration

 **ColorTech® Sealed**
Factory-applied sealant

QUALITY FOR LIFE


Every step of our manufacturing process incorporates rigorous research, testing and quality assurance. We demand the highest quality from each of our facilities across North America. We believe in creating world class building products that stand the test of time. See our lifetime warranty at [Belgard.com/Warranty](https://www.belgard.com/Warranty)

Due to the natural materials in our products, colors may vary from those shown on the cut sheet. We recommend viewing actual product samples to ensure the perfect color and finish for each project.

DIMENSIONS™ 12

3-Piece System | 60mm

Contemporary design meets traditional appeal with a smooth face and crisp, clean lines that pair well with any architectural style, enriched with DuraFusion Technology for enhanced color, texture and wear-resistance.



MODULAR
SIZING



DURAFUSION
TECHNOLOGY



ACCESSIBLE
SURFACE

PALLET INFORMATION

| DIMENSIONS™ 12 | | SQFT/ PALLET | UNITS/ LAYER | SQFT/ LAYER | LAYER/ PALLET | WEIGHT/ PALLET |
|-----------------------|---|-----------------|-----------------|----------------|------------------|-------------------|
| DIMENSIONS 12 60MM | 6 x 12 x 2 ³ / ₈ | 120 | - | 12 | 10 | 3561 |
| | 12 x 12 x 2 ³ / ₈ | | | | | |
| | 18 x 12 x 2 ³ / ₈ | | | | | |

SHAPES & SIZES

DIMENSIONS 12 | 60MM



6 x 12 x 2³/₈



12 x 12 x 2³/₈



18 x 12 x 2³/₈



ASPEN 



CHESWICK 



HICKORY 



IRON BAY 




SCANDINA GRAY 



SEPIA 



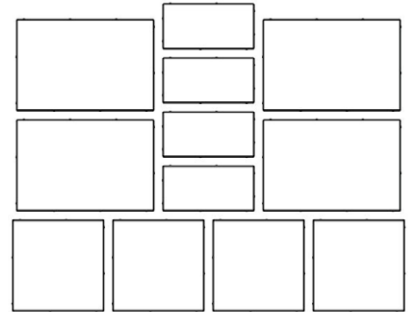
SHADED GRAY 

LEARN MORE

View the product page on Belgard.com for more information



PALLET LAYOUT



TECHNICAL SPECS

- True 3" increments for simplified design, quoting and ordering
- Compatible with all modular paver lines—look for Modular Sizing icon
- Modular dimensions reduce cuts, installation time, and waste
- Modular compatibility allows more creative pattern options
- Maximized pallet layout for jobsite efficiencies
- Ideal for patios, walkways and pool decks
- Surface and micro-chamfer are ADA-compliant and minimize wheelchair vibration



DuraFusion™ Technology

A bold, vibrant finish with a smoother, tighter texture

QUALITY FOR LIFE


Every step of our manufacturing process incorporates rigorous research, testing and quality assurance. We demand the highest quality from each of our facilities across North America. We believe in creating world class building products that stand the test of time. See our lifetime warranty at Belgard.com/Warranty

Due to the natural materials in our products, colors may vary from those shown on the cut sheet. We recommend viewing actual product samples to ensure the perfect color and finish for each project.

DIMENSIONS™ 18

3-Piece System | 60mm

Contemporary design meets traditional appeal with a smooth face and crisp, clean lines that pair well with any architectural style, enriched with factory-applied sealant for enhanced durability.



MODULAR
SIZING



COLORTECH
SEALED



ACCESSIBLE
SURFACE

PALLET INFORMATION

| DIMENSIONS™ 18 | | SQFT/ PALLET | UNITS/ LAYER | SQFT/ LAYER | LAYER/ PALLET | WEIGHT/ PALLET |
|-----------------------|---|-----------------|-----------------|----------------|------------------|-------------------|
| DIMENSIONS 18 60MM | 9 x 18 x 2 ³ / ₈ | 112.5 | - | 11.3 | 10 | 3561 |
| | 18 x 18 x 2 ³ / ₈ | | | | | |
| | 27 x 18 x 2 ³ / ₈ | | | | | |

SHAPES & SIZES

DIMENSIONS 18 | 60MM




9 x 18 x 2³/₈



18 x 18 x 2³/₈



27 x 18 x 2³/₈



GALWAY 



SCANDINA GRAY 

LEARN MORE

View the product page on **Belgard.com** for more information




PALLET LAYOUT



TECHNICAL SPECS

- True 3" increments for simplified design, quoting and ordering
- Compatible with all modular paver lines—look for Modular Sizing icon
- Modular dimensions reduce cuts, installation time, and waste
- Modular compatibility allows more creative pattern options
- Maximized pallet layout for jobsite efficiencies
- Ideal for patios, walkways and pool decks
- Surface and micro-chamfer are ADA-compliant and minimize wheelchair vibration

 **ColorTech® Sealed**
Factory-applied sealant

QUALITY FOR LIFE

Every step of our manufacturing process incorporates rigorous research, testing and quality assurance. We demand the highest quality from each of our facilities across North America. We believe in creating world class building products that stand the test of time. See our lifetime warranty at **Belgard.com/Warranty**

Due to the natural materials in our products, colors may vary from those shown on the cut sheet. We recommend viewing actual product samples to ensure the perfect color and finish for each project.

DIMENSIONS™ 18

3-Piece System | 60mm

Contemporary design meets traditional appeal with a smooth face and crisp, clean lines that pair well with any architectural style, enriched with DuraFusion Technology for enhanced color, texture and wear-resistance.




PALLET INFORMATION

| DIMENSIONS™ 18 | | SQFT/ PALLET | UNITS/ LAYER | SQFT/ LAYER | LAYER/ PALLET | WEIGHT/ PALLET |
|-----------------------|---|-----------------|-----------------|----------------|------------------|-------------------|
| DIMENSIONS 18 60MM | 9 x 18 x 2 ³ / ₈ | 112.5 | - | 11.3 | 10 | 3561 |
| | 18 x 18 x 2 ³ / ₈ | | | | | |
| | 27 x 18 x 2 ³ / ₈ | | | | | |

SHAPES & SIZES

DIMENSIONS 18 | 60MM





ASPEN 



CHESWICK 



HICKORY 



IRON BAY 



SCANDINA GRAY 



SHADED GRAY 



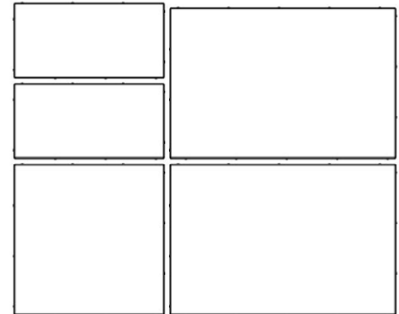
SEPIA 

LEARN MORE

View the product page on **Belgard.com** for more information



PALLET LAYOUT



TECHNICAL SPECS

- True 3" increments for simplified design, quoting and ordering
- Compatible with all modular paver lines—look for Modular Sizing icon
- Modular dimensions reduce cuts, installation time, and waste
- Modular compatibility allows more creative pattern options
- Maximized pallet layout for jobsite efficiencies
- Ideal for patios, walkways and pool decks
- Surface and micro-chamfer are ADA-compliant and minimize wheelchair vibration



DuraFusion™ Technology

A bold, vibrant finish with a smoother, tighter texture

QUALITY FOR LIFE


Every step of our manufacturing process incorporates rigorous research, testing and quality assurance. We demand the highest quality from each of our facilities across North America. We believe in creating world class building products that stand the test of time. See our lifetime warranty at **Belgard.com/Warranty**

Due to the natural materials in our products, colors may vary from those shown on the cut sheet. We recommend viewing actual product samples to ensure the perfect color and finish for each project.

DIMENSIONS™

Paver | 60mm

Accentuate contemporary style with captivating borders, driveways and inlaid designs that feature a smooth, linear surface enriched with factory-applied sealant for enhanced durability.



MODULAR
SIZING



COLORTECH
SEALED



DRIVEWAY
APPROVED



ACCESSIBLE
SURFACE

PALLET INFORMATION

| | DIMENSIONS™ PAVER | SQFT/ PALLET | UNITS/ LAYER | SQFT/ LAYER | LAYER/ PALLET | WEIGHT/ PALLET |
|------|-------------------|-----------------|-----------------|----------------|------------------|-------------------|
| 60MM | 6 x 9 x 2⅜ | 120 | - | 11.3 | 10 | 3341.25 |

SHAPES & SIZES



60MM

6 x 9 x 2⅜




MIDNIGHT 

LEARN MORE

View the product page on **Belgard.com** for more information



PALLET LAYOUT



TECHNICAL SPECS

- True 3" increments for simplified design, quoting and ordering
- Compatible with all modular paver lines—look for Modular Sizing icon
- Modular dimensions reduce cuts, installation time, and waste
- Modular compatibility allows more creative pattern options
- Maximized pallet layout for jobsite efficiencies
- Ideal for walkways, patios, borders, accents and residential driveways
- Surface and micro-chamfer are ADA-compliant and minimize wheelchair vibration



ColorTech® Sealed

Factory-applied sealant

QUALITY FOR LIFE


Every step of our manufacturing process incorporates rigorous research, testing and quality assurance. We demand the highest quality from each of our facilities across North America. We believe in creating world class building products that stand the test of time. See our lifetime warranty at **Belgard.com/Warranty**

Due to the natural materials in our products, colors may vary from those shown on the cut sheet. We recommend viewing actual product samples to ensure the perfect color and finish for each project.

DIMENSIONS™

Paver | 60mm | 80mm

Emulating the look and texture of natural stone, this paver system offers earthy tones and a slightly chiseled, yet refined surface that blends with the natural environment, enriched with DuraFusion Technology for enhanced color, texture and wear-resistance.



MODULAR
SIZING



DURAFUSION
TECHNOLOGY



DRIVEWAY
APPROVED



ACCESSIBLE
SURFACE

PALLET INFORMATION

| | DIMENSIONS™ PAVER | SQFT/ PALLET | UNITS/ LAYER | SQFT/ LAYER | LAYER/ PALLET | WEIGHT/ PALLET |
|------|--|-----------------|-----------------|----------------|------------------|-----------------------|
| 60MM | 152 x 305 x 60mm 6 x 12 x 2 ³ / ₈ | 120 | - | 12 | 10 | 1536 kg / 3386 lbs |
| 80MM | 152 x 305 x 80mm 6 x 12 x 3 ¹ / ₈ | 96 | - | - | 8 | 1228 kg / 2707 lbs |

SHAPES & SIZES

60MM



6 x 12 x 2³/₈

80MM



6 x 12 x 3¹/₈



BOURBON 



FOG 
Only Available in 60mm



MIDNIGHT 




PEARL 
Only Available in 60mm

LEARN MORE

View the product page on **Belgard.com** for more information



PALLET LAYOUT



TECHNICAL SPECS

- True 3" increments for simplified design, quoting and ordering
- Compatible with all modular paver lines—look for Modular Sizing icon
- Modular dimensions reduce cuts, installation time, and waste
- Modular compatibility allows more creative pattern options
- Maximized pallet layout for jobsite efficiencies
- Ideal for walkways, patios, borders, accents and residential driveways
- Surface and micro-chamfer are ADA-compliant and minimize wheelchair vibration
- 80mm is ideal for vehicular applications



DuraFusion™ Technology

A bold, vibrant finish with a smoother, tighter texture

QUALITY FOR LIFE


Every step of our manufacturing process incorporates rigorous research, testing and quality assurance. We demand the highest quality from each of our facilities across North America. We believe in creating world class building products that stand the test of time. See our lifetime warranty at **Belgard.com/Warranty**

Due to the natural materials in our products, colors may vary from those shown on the cut sheet. We recommend viewing actual product samples to ensure the perfect color and finish for each project.

DIMENSIONS™

Plank | 60mm

Clean lines and an elongated plank shape offer a truly modern architectural appearance for eye-catching outdoor spaces and contemporary curb appeal.



MODULAR
SIZING



DRIVEWAY
APPROVED



ACCESSIBLE
SURFACE

PALLET INFORMATION

| DIMENSIONS™ PLANK | | SQFT/ PALLET | UNITS/ LAYER | SQFT/ LAYER | LAYER/ PALLET | WEIGHT/ PALLET |
|-------------------|--|-----------------|-----------------|----------------|------------------|-------------------|
| 3 X 12 60MM | 3 x 12 x 2 ³ / ₈ | 110 | 44 | 11 | 10 | 3014 |

SHAPES & SIZES

3 X 12 | 60MM



3 x 12 x 2³/₈



BOURBON



FOG



MIDNIGHT



PEARL



ROSEWOOD

LEARN MORE

View the product page on **Belgard.com** for more information



TECHNICAL SPECS

- True 3-inch sizing for pallet optimization
- Clean lines and a modern architectural appearance
- Can be utilized to construct an ADA-compliant pavement
- 3 mm micro-chamfer width to minimize vibration and enhance wheelchair comfort
- Reduced cuts, installation time and waste
- Increased options for creative patterns
- Sizing compatible with other Dimensions sizes
- Sizing compatible with all Belgard modular paver lines - look for the Modular Sizing icon

QUALITY FOR LIFE

Every step of our manufacturing process incorporates rigorous research, testing and quality assurance. We demand the highest quality from each of our facilities across North America. We believe in creating world class building products that stand the test of time. See our lifetime warranty at **Belgard.com/Warranty**

Due to the natural materials in our products, colors may vary from those shown on the cut sheet. We recommend viewing actual product samples to ensure the perfect color and finish for each project.

DIMENSIONS™

Slab | 60mm

The expansive size is distinguished by clean, crisp lines and a smooth, linear surface enriched with DuraFusion Technology for enhanced color, texture and wear-resistance.



MODULAR
SIZING



DURAFUSION
TECHNOLOGY



ACCESSIBLE
SURFACE

PALLET INFORMATION

| DIMENSIONS™ SLAB | | SQFT/ PALLET | UNITS/ LAYER | SQFT/ LAYER | LAYER/ PALLET | WEIGHT/ PALLET |
|------------------|---|-----------------|-----------------|----------------|------------------|-------------------|
| 9 x 18 60MM | 9 x 18 x 2 ³ / ₈ | 112.5 | - | 11.3 | 10 | 3139 |
| 15 x 30 60MM | 15 x 30 x 2 ³ / ₈ | 93.75 | - | 9.4 | 10 | 2619 |
| 24 x 36 60MM | 24 x 36 x 2 ³ / ₈ | 120 | - | 12 | 10 | 3516 |
| 12 x 24 60MM | 12 x 24 x 2 ³ / ₈ | 120 | 6 | 12 | 10 | 3230 |
| 24 x 24 60MM | 24 x 24 x 2 ³ / ₈ | 80 | 2 | 8 | 10 | 2170 |

SHAPES & SIZES

9 X 18 | 60MM



9 x 18 x 2³/₈

15 X 30 | 60MM



15 x 30 x 2³/₈

24 X 36 | 60MM



24 x 36 x 2³/₈

12 X 24 | 60MM



12 x 24 x 2³/₈

24 X 24 | 60MM



24 x 24 x 2³/₈



ANTHRACITE 



CHESWICK 
Only available in 24 x 36




HICKORY 



SCANDINA GRAY 



SEPIA 



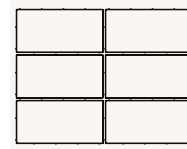
SHADED GRAY 

LEARN MORE

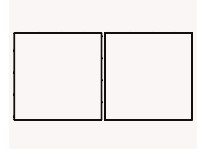
View the product page on **Belgard.com** for more information



PALLET LAYOUTS



12 X 24



24 X 24



24 X 36

TECHNICAL SPECS

- True 3" increments for simplified design, quoting and ordering
- Compatible with all modular paver lines—look for Modular Sizing icon
- Modular dimensions reduce cuts, installation time, and waste
- Modular compatibility allows more creative pattern options
- Maximized pallet layout for jobsite efficiencies
- Ideal for patios, walkways and pool decks
- Surface and micro-chamfer are ADA-compliant and minimize wheelchair vibration



DuraFusion™ Technology

A bold, vibrant finish with a smoother, tighter texture

QUALITY FOR LIFE

Every step of our manufacturing process incorporates rigorous research, testing and quality assurance. We demand the highest quality from each of our facilities across North America. We believe in creating world class building products that stand the test of time. See our lifetime warranty at **Belgard.com/Warranty**

Due to the natural materials in our products, colors may vary from those shown on the cut sheet. We recommend viewing actual product samples to ensure the perfect color and finish for each project.

DUBLIN COBBLE®

3-Piece Paver | 60mm

The gently distressed surfaces and antiqued edges create a casually elegant time-worn look. This cobble's exceptional stability and durability makes it suitable for driveways.




DRIVEWAY
APPROVED

PALLET INFORMATION

| DUBLIN COBBLE® | | SQFT/ PALLET | UNITS/ LAYER | SQFT/ LAYER | LAYER/ PALLET | WEIGHT/ PALLET |
|--------------------|------------|-----------------|-----------------|----------------|------------------|-------------------|
| 3-PIECE MODULAR | 6 x 3 x 2⅜ | 20.84 | - | 1.89 | 11 | 3200 |
| | 6 x 6 x 2⅜ | 44.98 | - | 3.91 | | |
| | 6 x 9 x 2⅜ | 64.20 | - | 5.84 | | |

SHAPES & SIZES

3-PIECE MODULAR





ANTIQUE MIDNIGHT



ANTIQUE IRON BAY



ASPEN BLEND




FOSSIL BEIGE

LEARN MORE

View the product page on Belgard.com for more information



PALLET LAYOUT



TECHNICAL SPECS

- 3-piece system with multiple installation patterns
- Exceptional stability and durability
- Ideal for patios, walkways and residential vehicular applications

QUALITY FOR LIFE

Every step of our manufacturing process incorporates rigorous research, testing and quality assurance. We demand the highest quality from each of our facilities across North America. We believe in creating world class building products that stand the test of time. See our lifetime warranty at Belgard.com/Warranty

Due to the natural materials in our products, colors may vary from those shown on the cut sheet. We recommend viewing actual product samples to ensure the perfect color and finish for each project.

EMPIRE™

Paver | 60mm | 80mm

A hand-tooled appearance with variations of classic herringbone and basketweave designs delivers a striking appearance. Seven unique textures offer depth and tactile appeal.



MODULAR
SIZING



DRIVEWAY
APPROVED



ACCESSIBLE
SURFACE

PALLET INFORMATION

| EMPIRE™ | | SQFT/ PALLET | UNITS/ LAYER | SQFT/ LAYER | LAYER/ PALLET | WEIGHT/ PALLET |
|---------|--|-----------------|-----------------|----------------|------------------|-------------------|
| 60MM | 3 x 12 x 2 ³ / ₈ | 110 | - | 11 | 10 | 3056 |
| 80MM | 3 x 12 x 3 ¹ / ₈ | 96 | 48 | 12 | 8 | - |

SHAPES & SIZES

3 X 12 | 60MM



3 x 12 x 2³/₈

3 X 12 | 80MM



3 x 12 x 3¹/₈



CHARCOAL



PEWTER

LEARN MORE

View the product page on [Belgard.com](https://www.belgard.com) for more information



TECHNICAL SPECS

- Hand-tooled appearance
- 7 unique textures per pallet
- Ideal for patios, walkways and accents
- Contemporary twist for classic herringbone and basketweave designs
- Modular sizing pairs well with other modular paver lines like Dimensions™ and Origins™
- 80mm is ideal for vehicular applications

QUALITY FOR LIFE


Every step of our manufacturing process incorporates rigorous research, testing and quality assurance. We demand the highest quality from each of our facilities across North America. We believe in creating world class building products that stand the test of time. See our lifetime warranty at [Belgard.com/Warranty](https://www.belgard.com/Warranty)

Due to the natural materials in our products, colors may vary from those shown on the cut sheet. We recommend viewing actual product samples to ensure the perfect color and finish for each project.

GEOMETRIC SHAPES

Paver | 60mm

A geometric standout, this smooth-faced paver supports contemporary layouts, inlaid accents, and art deco-inspired patterns and is enriched with DuraFusion Technology for enhanced color, texture and wear-resistance.



MODULAR
SIZING



COLORTECH
SEALED



ACCESSIBLE
SURFACE

PALLET INFORMATION

| GEOMETRIC SHAPES | | SQFT/ PALLET | UNITS/ LAYER | SQFT/ LAYER | LAYER/ PALLET | WEIGHT/ PALLET |
|------------------|---|-----------------|-----------------|----------------|------------------|-------------------|
| HEXAGON | 10 $\frac{5}{8}$ x 12 x 2 $\frac{3}{8}$ | 100.02 | - | 9.09 | 11 | 2845 |

SHAPES & SIZES

HEXAGON



10 $\frac{5}{8}$ x 12 x 2 $\frac{3}{8}$



ANTHRACITE 🔥



SCANDINA GRAY 🔥



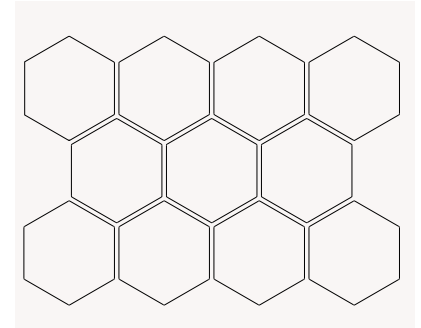
SHADED GRAY 🔥

LEARN MORE

View the product page on **Belgard.com** for more information



PALLET LAYOUT



TECHNICAL SPECS

- True 3" increments for simplified design, quoting and ordering
- Compatible with all modular paver lines—look for Modular Sizing icon
- Modular dimensions reduce cuts, installation time, and waste
- Modular compatibility allows more creative pattern options
- Maximized pallet layout for jobsite efficiencies
- Ideal for patios, walkways and inlaid designs
- Surface and micro-chamfer are ADA-compliant and minimize wheelchair vibration



ColorTech® Sealed
Factory-applied sealant

QUALITY FOR LIFE

Every step of our manufacturing process incorporates rigorous research, testing and quality assurance. We demand the highest quality from each of our facilities across North America. We believe in creating world class building products that stand the test of time. See our lifetime warranty at **Belgard.com/Warranty**

Due to the natural materials in our products, colors may vary from those shown on the cut sheet. We recommend viewing actual product samples to ensure the perfect color and finish for each project.

HOLLAND STONE

Paver | 60mm

Sealed with the color retention and durability of ColorTech, the classic architectural appearance derived from a smooth face and clean lines is ensured to resist fading.



COLORTECH
SEALED



DRIVEWAY
APPROVED



ACCESSIBLE
SURFACE

PALLET INFORMATION


| HOLLAND STONE | | SQFT/ PALLET | UNITS/ LAYER | SQFT/ LAYER | LAYER/ PALLET | WEIGHT/ PALLET |
|---------------|---------------------------------------|-----------------|-----------------|----------------|------------------|-------------------|
| 60MM | 4 x 8 x 2 ³ / ₈ | 120 | - | 12 | 10 | 3165 |

SHAPES & SIZES

60MM



4 x 8 x 2³/₈



IRON BAY 




MIDNIGHT 

LEARN MORE

View the product page on Belgard.com for more information




PALLET LAYOUT



TECHNICAL SPECS

- One size ideal for inlays, borders and as a stand-alone
- Ideal for both residential and commercial applications
- Rated for residential and light commercial vehicular applications
- Comprehensive library of installation patterns
- Surface and micro-chamfer are ADA-compliant and minimize wheelchair vibration

 **ColorTech® Sealed**
Factory-applied sealant

QUALITY FOR LIFE

Every step of our manufacturing process incorporates rigorous research, testing and quality assurance. We demand the highest quality from each of our facilities across North America. We believe in creating world class building products that stand the test of time. See our lifetime warranty at Belgard.com/Warranty

Due to the natural materials in our products, colors may vary from those shown on the cut sheet. We recommend viewing actual product samples to ensure the perfect color and finish for each project.

MEGA-ARBEL®

Paver | 60mm

An irregular shape and false joints create a random flagstone look harmonious with the surrounding landscape, enriched with factory-applied sealant for enhanced durability.



COLORTECH
SEALED

PALLET INFORMATION

| MEGA-ARBEL® | | SQFT/ PALLET | UNITS/ LAYER | SQFT/ LAYER | LAYER/ PALLET | WEIGHT/ PALLET |
|-------------|---|-----------------|-----------------|----------------|------------------|-------------------|
| 60MM | 15 ³ / ₈ x 21 x 2 ³ / ₈ | 103.4 | - | 8.62 | 12 | 2940.48 |

SHAPES & SIZES

60MM



15³/₈ x 21 x 2³/₈



ASHWOOD 🔥



ASPEN BLEND 🔥



BRITTANY BEIGE 🔥



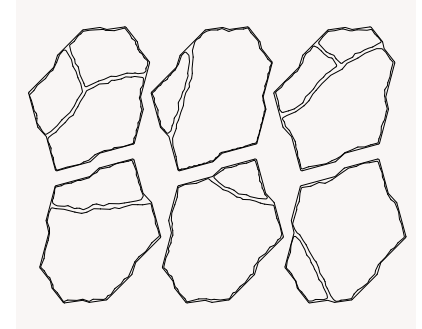
NEWPORT GRAY 🔥

LEARN MORE

View the product page on Belgard.com for more information



PALLET LAYOUT



TECHNICAL SPECS

- Irregular interlocking system that utilizes a no-repeat pattern
- Ideal for walkways, patios and poolsides
- Multiple shapes with varying false joints create a random stone look



ColorTech® Sealed
Factory-applied sealant

QUALITY FOR LIFE


Every step of our manufacturing process incorporates rigorous research, testing and quality assurance. We demand the highest quality from each of our facilities across North America. We believe in creating world class building products that stand the test of time. See our lifetime warranty at Belgard.com/Warranty

Due to the natural materials in our products, colors may vary from those shown on the cut sheet. We recommend viewing actual product samples to ensure the perfect color and finish for each project.

ORIGINS™ 6

3-Piece System | 60mm

Emulating the look and texture of natural stone, this paver system offers earthy tones and a chiseled face enriched with DuraFusion Technology for enhanced color, texture and wear resistance.



MODULAR
SIZING



DURAFUSION
TECHNOLOGY



DRIVEWAY
APPROVED



ACCESSIBLE
SURFACE

PALLET INFORMATION

| ORIGINS™ 6 3-PIECE | | SQFT/ PALLET | UNITS/ LAYER | SQFT/ LAYER | LAYER/ PALLET | WEIGHT/ PALLET |
|--------------------|------------|-----------------|-----------------|----------------------|------------------|------------------------|
| ORIGINS 6 60MM | 3 x 6 x 2⅜ | 105 | - | 12 - IL 10.5 - MN | 10 | 3516 - IL 3020 - MN |
| | 6 x 6 x 2⅜ | | - | | | |
| | 9 x 6 x 2⅜ | | - | | | |

SHAPES & SIZES

3-PIECE



3 x 6 x 2⅜



6 x 6 x 2⅜



9 x 6 x 2⅜



ASHWOOD 



IRON BAY 




NEWPORT GRAY 

LEARN MORE

View the product page on **Belgard.com** for more information



PALLET LAYOUT



TECHNICAL SPECS

- True 3" increments for simplified design, quoting and ordering
- Compatible with all modular paver lines—look for Modular Sizing icon
- Modular dimensions reduce cuts, installation time, and waste
- Modular compatibility allows more creative pattern options
- Maximized pallet layout for jobsite efficiencies
- Ideal for patios, walkways and pool decks
- Can be used to construct ADA-compliant pavement



DuraFusion™ Technology

A bold, vibrant finish with a smoother, tighter texture

QUALITY FOR LIFE

Every step of our manufacturing process incorporates rigorous research, testing and quality assurance. We demand the highest quality from each of our facilities across North America. We believe in creating world class building products that stand the test of time. See our lifetime warranty at **Belgard.com/Warranty**

Due to the natural materials in our products, colors may vary from those shown on the cut sheet. We recommend viewing actual product samples to ensure the perfect color and finish for each project.

ORIGINS™ 12

3-Piece System | 60mm

Emulating the look and texture of natural stone, this paver system offers earthy tones and a chiseled face enriched with factory-applied sealant for enhanced durability.




PALLET INFORMATION


| ORIGINS™ 12 3-PIECE | | SQFT/ PALLET | UNITS/ LAYER | SQFT/ LAYER | LAYER/ PALLET | WEIGHT/ PALLET |
|---------------------|--------------|-----------------|-----------------|----------------|------------------|-------------------|
| ORIGINS 12 | 6 x 12 x 2⅜ | 120 | - | 12 | 10 | 3561 |
| | 12 x 12 x 2⅜ | | - | | | |
| | 18 x 12 x 2⅜ | | - | | | |

SHAPES & SIZES

ORIGINS 12





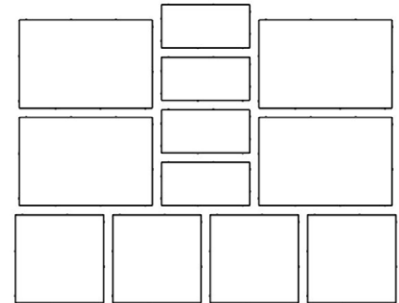
BRITTANY BEIGE 

LEARN MORE

View the product page on [Belgard.com](https://www.belgard.com) for more information



PALLET LAYOUT



TECHNICAL SPECS

- True 3" increments for simplified design, quoting and ordering
- Compatible with all modular paver lines—look for Modular Sizing icon
- Modular dimensions reduce cuts, installation time, and waste
- Modular compatibility allows more creative pattern options
- Maximized pallet layout for jobsite efficiencies
- Ideal for patios, walkways and pool decks
- Can be used to construct ADA-compliant pavement



ColorTech® Sealed
Factory-applied sealant

QUALITY FOR LIFE

Every step of our manufacturing process incorporates rigorous research, testing and quality assurance. We demand the highest quality from each of our facilities across North America. We believe in creating world class building products that stand the test of time. See our lifetime warranty at [Belgard.com/Warranty](https://www.belgard.com/Warranty)

Due to the natural materials in our products, colors may vary from those shown on the cut sheet. We recommend viewing actual product samples to ensure the perfect color and finish for each project.

ORIGINS™ 12

3-Piece System | 60mm

Emulating the look and texture of natural stone, this paver system offers earthy tones and a chiseled face enriched with DuraFusion Technology for enhanced color, texture and wear-resistance.



PALLET INFORMATION

| ORIGINS™ 12 3-PIECE | | | SQFT/ PALLET | UNITS/ LAYER | SQFT/ LAYER | LAYER/ PALLET | WEIGHT/ PALLET |
|---------------------|--------------|--|-----------------|-----------------|----------------|------------------|-------------------|
| ORIGINS 12 | 6 x 12 x 2⅜ | | 120 | - | 12 | 10 | 3561 |
| | 12 x 12 x 2⅜ | | | - | | | |
| | 18 x 12 x 2⅜ | | | - | | | |

SHAPES & SIZES

ORIGINS 12





ASHWOOD 



CHESWICK 



IRON BAY 



NEWPORT GRAY 



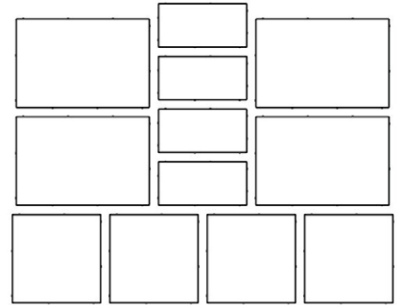
TEAK 

LEARN MORE

View the product page on **Belgard.com** for more information



PALLET LAYOUT



TECHNICAL SPECS

- True 3" increments for simplified design, quoting and ordering
- Compatible with all modular paver lines—look for Modular Sizing icon
- Modular dimensions reduce cuts, installation time, and waste
- Modular compatibility allows more creative pattern options
- Maximized pallet layout for jobsite efficiencies
- Ideal for patios, walkways and pool decks
- Can be used to construct ADA-compliant pavement



DuraFusion™ Technology

A bold, vibrant finish with a smoother, tighter texture

QUALITY FOR LIFE

Every step of our manufacturing process incorporates rigorous research, testing and quality assurance. We demand the highest quality from each of our facilities across North America. We believe in creating world class building products that stand the test of time. See our lifetime warranty at **Belgard.com/Warranty**

Due to the natural materials in our products, colors may vary from those shown on the cut sheet. We recommend viewing actual product samples to ensure the perfect color and finish for each project.

ORIGINS™ 18

3-Piece System | 60mm

Emulating the look and texture of natural stone, this paver system offers earthy tones and a chiseled face enriched with factory-applied sealant for enhanced durability.



MODULAR
SIZING



COLORTECH
SEALED



ACCESSIBLE
SURFACE

PALLET INFORMATION

| ORIGINS™ 18 3-PIECE | | SQFT/ PALLET | UNITS/ LAYER | SQFT/ LAYER | LAYER/ PALLET | WEIGHT/ PALLET |
|---------------------|--------------|-----------------|-----------------|----------------|------------------|-------------------|
| ORIGINS 18 | 9 x 18 x 2⅜ | 112.5 | - | 11.3 | 10 | 3341.25 |
| | 18 x 18 x 2⅜ | | - | | | |
| | 27 x 18 x 2⅜ | | - | | | |


SHAPES & SIZES

ORIGINS 18

 9 x 18 x 2⅜

 18 x 18 x 2⅜

 27 x 18 x 2⅜



BRITTANY BEIGE 

LEARN MORE

View the product page on Belgard.com for more information



PALLET LAYOUT



TECHNICAL SPECS

- True 3" increments for simplified design, quoting and ordering
- Compatible with all modular paver lines—look for Modular Sizing icon
- Modular dimensions reduce cuts, installation time, and waste
- Modular compatibility allows more creative pattern options
- Maximized pallet layout for jobsite efficiencies
- Ideal for patios, walkways and pool decks
- Can be used to construct ADA-compliant pavement



ColorTech® Sealed
Factory-applied sealant

QUALITY FOR LIFE


Every step of our manufacturing process incorporates rigorous research, testing and quality assurance. We demand the highest quality from each of our facilities across North America. We believe in creating world class building products that stand the test of time. See our lifetime warranty at Belgard.com/Warranty

Due to the natural materials in our products, colors may vary from those shown on the cut sheet. We recommend viewing actual product samples to ensure the perfect color and finish for each project.

ORIGINS™ 18

3-Piece System | 60mm

Emulating the look and texture of natural stone, this paver system offers earthy tones and a chiseled face enriched with DuraFusion Technology for enhanced color, texture and wear-resistance.



PALLET INFORMATION

| ORIGINS™ 18 3-PIECE | | SQFT/ PALLET | UNITS/ LAYER | SQFT/ LAYER | LAYER/ PALLET | WEIGHT/ PALLET |
|---------------------|---|-----------------|-----------------|----------------|------------------|-------------------|
| ORIGINS 18 | 9 x 18 x 2 ³ / ₈ | 112.5 | - | 11.3 | 10 | 3341.25 |
| | 18 x 18 x 2 ³ / ₈ | | - | | | |
| | 27 x 18 x 2 ³ / ₈ | | - | | | |

SHAPES & SIZES

ORIGINS 18





ASHWOOD 



CHESWICK 



IRON BAY 



NEWPORT GRAY 



TEAK 

LEARN MORE

View the product page on **Belgard.com** for more information



PALLET LAYOUT



TECHNICAL SPECS

- True 3" increments for simplified design, quoting and ordering
- Compatible with all modular paver lines—look for Modular Sizing icon
- Modular dimensions reduce cuts, installation time, and waste
- Modular compatibility allows more creative pattern options
- Maximized pallet layout for jobsite efficiencies
- Ideal for patios, walkways and pool decks
- Can be used to construct ADA-compliant pavement



DuraFusion™ Technology

A bold, vibrant finish with a smoother, tighter texture

QUALITY FOR LIFE

Every step of our manufacturing process incorporates rigorous research, testing and quality assurance. We demand the highest quality from each of our facilities across North America. We believe in creating world class building products that stand the test of time. See our lifetime warranty at **Belgard.com/Warranty**

Due to the natural materials in our products, colors may vary from those shown on the cut sheet. We recommend viewing actual product samples to ensure the perfect color and finish for each project.

ORIGINS™

Paver | 60mm

With the ideal shape and size for driveways, small patios and borders, the subtle chiseled stone face is enriched with DuraFusion Technology for enhanced color, texture and wear-resistance.



PALLET INFORMATION

| ORIGINS™ PAVER | | SQFT/ PALLET | UNITS/ LAYER | SQFT/ LAYER | LAYER/ PALLET | WEIGHT/ PALLET |
|----------------|---------------------------------------|-----------------|-----------------|----------------|------------------|-------------------|
| 60MM | 6 x 9 x 2 ³ / ₈ | 120 | - | 12 | 10 | 3561 |

SHAPES & SIZES






MIDNIGHT 

LEARN MORE

View the product page on **Belgard.com** for more information



PALLET LAYOUT



TECHNICAL SPECS

- True 3" increments for simplified design, quoting and ordering
- Compatible with all modular paver lines—look for Modular Sizing icon
- Modular dimensions reduce cuts, installation time, and waste
- Modular compatibility allows more creative pattern options
- Maximized pallet layout for jobsite efficiencies
- Ideal for walkways, patios, borders, accents and residential driveways
- Can be used to construct ADA-compliant pavement



DuraFusion™ Technology

A bold, vibrant finish with a smoother, tighter texture

QUALITY FOR LIFE

Every step of our manufacturing process incorporates rigorous research, testing and quality assurance. We demand the highest quality from each of our facilities across North America. We believe in creating world class building products that stand the test of time. See our lifetime warranty at **Belgard.com/Warranty**

Due to the natural materials in our products, colors may vary from those shown on the cut sheet. We recommend viewing actual product samples to ensure the perfect color and finish for each project.

PAPYRUS™

3-Piece Paver | 60mm

An organic textural experience with modern elegance, this paver's unique face offers an upscale hand-tooled look enriched with DuraFusion Technology for enhanced color, texture and wear-resistance.



MODULAR
SIZING



DURAFUSION
TECHNOLOGY



ACCESSIBLE
SURFACE

PALLET INFORMATION

| PAPYRUS™ | | SQFT/ PALLET | UNITS/ LAYER | SQFT/ LAYER | LAYER/ PALLET | WEIGHT/ PALLET |
|----------|--------------|-----------------|-----------------|----------------|------------------|-------------------|
| 3-PIECE | 9 x 18 x 2⅜ | 112.5 | - | 11.3 | 10 | 3152 |
| | 18 x 18 x 2⅜ | | | | | |
| | 27 x 18 x 2⅜ | | | | | |

SHAPES & SIZES

3-PIECE



9 x 18 x 2⅜



18 x 18 x 2⅜



27 x 18 x 2⅜



SCANDINA GRAY 



SEPIA 

LEARN MORE

View the product page on **Belgard.com** for more information




PALLET LAYOUT



TECHNICAL SPECS

- True 3" increments for simplified design, quoting and ordering
- Compatible with all modular paver lines—look for Modular Sizing icon
- Modular dimensions reduce cuts, installation time, and waste
- Modular compatibility allows more creative pattern options
- Maximized pallet layout for jobsite efficiencies
- Ideal for patios, walkways and pool decks
- Can be used to construct ADA-compliant pavement

 **DuraFusion™ Technology**
A bold, vibrant finish with a smoother, tighter texture

QUALITY FOR LIFE

Every step of our manufacturing process incorporates rigorous research, testing and quality assurance. We demand the highest quality from each of our facilities across North America. We believe in creating world class building products that stand the test of time. See our lifetime warranty at **Belgard.com/Warranty**

Due to the natural materials in our products, colors may vary from those shown on the cut sheet. We recommend viewing actual product samples to ensure the perfect color and finish for each project.

TURFSTONE™

Grid Paver | 80mm

An open lattice grid design offers turf or gravel infill, creating a unique hardscape design that works in harmony with nature.



DRIVEWAY
APPROVED

PALLET INFORMATION


| TURFSTONE™ | | SQFT/ PALLET | UNITS/ LAYER | SQFT/ LAYER | LAYER/ PALLET | WEIGHT/ PALLET |
|------------|---|-----------------|-----------------|----------------|------------------|-------------------|
| 80MM | 15 ³ / ₄ x 23 ⁵ / ₈ x 3 ¹ / ₈ | 106.67 | - | 13.33 | 8 | 2377 |

SHAPES & SIZES

80MM



15³/₄ x 23⁵/₈ x 3¹/₈




GRAY

LEARN MORE

View the product page on [Belgard.com](https://www.belgard.com) for more information



PALLET LAYOUT



TECHNICAL SPECS

- Manufactured in accordance with ASTM C1319
- Open lattice grid design for turf infill
- 40% surface opening with void space for creating a grass pavement
- Applications include driveways, parking stalls, ramps, service and emergency access lanes

QUALITY FOR LIFE


Every step of our manufacturing process incorporates rigorous research, testing and quality assurance. We demand the highest quality from each of our facilities across North America. We believe in creating world class building products that stand the test of time. See our lifetime warranty at [Belgard.com/Warranty](https://www.belgard.com/Warranty)

Due to the natural materials in our products, colors may vary from those shown on the cut sheet. We recommend viewing actual product samples to ensure the perfect color and finish for each project.

FOUNDATION™

Concrete Finish | 20mm

These pavers exude timeless sophistication and a uniform look achieved by a smooth, refined surface texture, polished concrete appearance, and neutral color tones.



SLIGHT SHADE
VARIATION



ACCESSIBLE
SURFACE

PALLET INFORMATION

| FOUNDATION™ | | SQFT/ PALLET | SQFT/ BOX | BOXES/ PALLET | PCS/ BOX | WEIGHT/ BOX | WEIGHT/ PALLET |
|-------------|---------------------|-----------------|--------------|------------------|-------------|----------------|-------------------|
| 24 X 24 | 23.46 x 23.46 x 3/4 | 303.5 | 7.64 | 36 | 2 | 67.84 | 2517 |


SHAPES & SIZES

24 X 24



23.46 x 23.46 x 3/4



AMBER BEIGE 



SCANDINA GRAY 

LEARN MORE

View the product page on **Belgard.com** for more information



TECHNICAL SPECS

- Incredibly high breakage loads, up to 3,000 pounds
- Can be cleaned with normal household cleaners and even pressure washed with a low pressure washing device.*
- High density and ultra-low absorption rate creates a tight surface texture and fends off surface mold, moss, dirt and other types of stains
- Unaffected by alkalis, acids, chemical agents, salt and other de-icing materials
- Structured top textures create non-slip surfaces
- Freeze thaw resistant—100% frost-free and properties remain unaltered at temperatures ranging from -51.1° to + 60° C (-60°F to +140°F)
- Can be installed on a pedestal system for plaza and rooftop installations
- Suitable for ADA-compliant installations

* It is important that all pressure washing of your porcelain pavers be done with a low pressure washer with a maximum of 1600 psi and nothing more powerful. When pressure washing your installation, care should be taken to prevent damage to the grout (adhesive and grout installations) and some re-sanding will be necessary when power washing an installation with sand or polymeric sand joints.

QUALITY FOR LIFE

Every step of our manufacturing process incorporates rigorous research, testing and quality assurance. We demand the highest quality from each of our facilities across North America. We believe in creating world class building products that stand the test of time. See our lifetime warranty at **Belgard.com/Warranty**

Due to the natural materials in our products, colors may vary from those shown on the cut sheet. We recommend viewing actual product samples to ensure the perfect color and finish for each project.

GENOA™

Stone Finish | 20mm

Subtle nuances of natural stone and a smooth, non-slip texture make this porcelain paver the choice for blending earthy tones with a weathered patina for timeless aesthetics.



SLIGHT SHADE
VARIATION



ACCESSIBLE
SURFACE

PALLET INFORMATION

| GENOA™ | | SQFT/ PALLET | SQFT/ BOX | BOXES/ PALLET | PCS/ BOX | WEIGHT/ BOX | WEIGHT/ PALLET |
|---------|---------------------|-----------------|--------------|------------------|-------------|----------------|-------------------|
| 24 X 24 | 23.46 x 23.46 x 3/4 | 303.6 | 7.64 | 36 | 2 | 72 | 2517 |
| 12 X 24 | 11.65 x 23.46 x 3/4 | 275 | 7.59 | 40 | 4 | 68 | 2804 |

SHAPES & SIZES

24 X 24



23.46 x 23.46 x 3/4

12 X 24



11.65 x 23.46 x 3/4



BLANCO | 



CREMA | 

LEARN MORE

View the product page on [Beldgard.com](https://Belgard.com) for more information



TECHNICAL SPECS

- Incredibly high breakage loads, up to 3,000 pounds
- Can be cleaned with normal household cleaners and even pressure washed with a low pressure washing device.*
- High density and ultra-low absorption rate creates a tight surface texture and fends off surface mold, moss, dirt and other types of stains
- Unaffected by alkalis, acids, chemical agents, salt and other de-icing materials
- Structured top textures create non-slip surfaces
- Freeze thaw resistant—100% frost-free and properties remain unaltered at temperatures ranging from -51.1° to + 60° C (-60°F to +140°F)
- Can be installed on a pedestal system for plaza and rooftop installations
- Suitable for ADA-compliant installations

* It is important that all pressure washing of your porcelain pavers be done with a low pressure washer with a maximum of 1600 psi and nothing more powerful. When pressure washing your installation, care should be taken to prevent damage to the grout (adhesive and grout installations) and some re-sanding will be necessary when power washing an installation with sand or polymeric sand joints.

QUALITY FOR LIFE


Every step of our manufacturing process incorporates rigorous research, testing and quality assurance. We demand the highest quality from each of our facilities across North America. We believe in creating world class building products that stand the test of time. See our lifetime warranty at [Beldgard.com/Warranty](https://Belgard.com/Warranty)

Due to the natural materials in our products, colors may vary from those shown on the cut sheet. We recommend viewing actual product samples to ensure the perfect color and finish for each project.

GLOCAL

Concrete Finish | 20mm

The smooth concrete-like finish offers a clean, contemporary aesthetic. Its structured and tight surface texture in neutral shades makes this porcelain paver a versatile design element.



MIRAGE®
INSPIRING BETTER LIVING



SLIGHT SHADE
VARIATION



LOW SOLAR HEAT
ABSORPTION



ACCESSIBLE
SURFACE

PALLET INFORMATION

| GLOCAL | | SQFT/ PALLET | SQFT/ BOX | BOXES/ PALLET | PCS/ BOX | WEIGHT/ BOX | WEIGHT/ PALLET |
|---------|---------------------|-----------------|--------------|------------------|-------------|----------------|-------------------|
| 24 X 24 | 23.54 x 23.54 x 3/4 | 232.5 | 7.75 | 30 | 2 | 72 lbs | 2201 |
| 24 X 48 | 23.54 x 47.17 x 3/4 | 271.25 | 7.75 | 35 | 1 | 74 lbs | 2621 |

SHAPES & SIZES

24 X 24



23.54 x 23.54 x 3/4

24 X 48




23.54 x 47.17 x 3/4



CLEAR | GC 01 



IDEAL | GC 03 



TYPE | GC 04 



CLASSIC | GC 05 

LEARN MORE

View the product page on **Belgard.com** for more information



TECHNICAL SPECS

- Incredibly high breakage loads, up to 3,000 pounds
- Can be cleaned with normal household cleaners and even pressure washed with a low pressure washing device.*
- High density and ultra-low absorption rate creates a tight surface texture and fends off surface mold, moss, dirt and other types of stains
- Unaffected by alkalis, acids, chemical agents, salt and other de-icing materials
- Structured top textures create non-slip surfaces
- Freeze thaw resistant—100% frostfree and properties remain unaltered at temperatures ranging from -51.1° to + 60° C (-60°F to +140°F)
- Can be installed on a pedestal system for plaza and rooftop installations
- Suitable for ADA-compliant installations

* It is important that all pressure washing of your porcelain pavers be done with a low pressure washer with a maximum of 1600 psi and nothing more powerful. When pressure washing your installation, care should be taken to prevent damage to the grout (adhesive and grout installations) and some re-sanding will be necessary when power washing an installation with sand or polymeric sand joints.

Due to the natural materials in our products, colors may vary from those shown on the cut sheet. We recommend viewing actual product samples to ensure the perfect color and finish for each project.

NOON

Wood Finish | 20mm

Warm and stylish, this contemporary expression of simplicity combines the look and feel of natural wood with the durability of porcelain.



MIRAGE
INSPIRING BETTER LIVING



MODERATE SHADE
VARIATION



HIGH SHADE
VARIATION



LOW SOLAR HEAT
ABSORPTION



ACCESSIBLE
SURFACE

PALLET INFORMATION

| NOON | | SQFT/ PALLET | SQFT/ BOX | BOXES/ PALLET | PCS/ BOX | WEIGHT/ BOX | WEIGHT/ PALLET |
|---------|---------------------|-----------------|--------------|------------------|-------------|----------------|-------------------|
| 12 X 48 | 11.73 x 47.17 x 3/4 | 232.5 | 7.75 | 30 | 2 | 72 | 2664 |

SHAPES & SIZES

12 X 48



11.73 x 47.17 x 3/4



DAYLIGHT | NN 01 ST 



EMBER | NN 02 ST 



HONEY | NN 03 ST 

LEARN MORE

View the product page on **Belgard.com** for more information



TECHNICAL SPECS

- Incredibly high breakage loads, up to 3,000 pounds
- Can be cleaned with normal household cleaners and even pressure washed with a low pressure washing device.*
- High density and ultra-low absorption rate creates a tight surface texture and fends off surface mold, moss, dirt and other types of stains
- Unaffected by alkalis, acids, chemical agents, salt and other de-icing materials
- Structured top textures create non-slip surfaces.
- Freeze thaw resistant—100% frostfree and properties remain unaltered at temperatures ranging from -51.1° to + 60° C (-60°F to +140°F)
- Suitable for ADA-compliant installations

* It is important that all pressure washing of your porcelain pavers be done with a low pressure washer with a maximum of 1600 psi and nothing more powerful. When pressure washing your installation, care should be taken to prevent damage to the grout (adhesive and grout installations) and some re-sanding will be necessary when power washing an installation with sand or polymeric sand joints.

Due to the natural materials in our products, colors may vary from those shown on the cut sheet. We recommend viewing actual product samples to ensure the perfect color and finish for each project.

NOVEMBER

Stone Finish | 20mm

Minimalist styling inspired by nature is found with this versatile porcelain paver. Characteristics of stone and cement embody its texture to offer a simple, yet elegant look.



SLIGHT SHADE
VARIATION



LOW SOLAR HEAT
ABSORPTION



ACCESSIBLE
SURFACE

PALLET INFORMATION

| NOVEMBER | | SQFT/ PALLET | SQFT/ BOX | BOXES/ PALLET | PCS/ BOX | WEIGHT/ BOX | WEIGHT/ PALLET |
|----------|---------------------|-----------------|--------------|------------------|-------------|----------------|-------------------|
| 24 X 24 | 23.54 x 23.54 x 3/4 | 232.5 | 7.75 | 30 | 2 | 72 | 2160 |

SHAPES & SIZES

24 X 24



23.54 x 23.54 x 3/4





RAIN | NM 01 



WIND | NM 02 



WARM | NM 04 



LAND | NM 05 

LEARN MORE

View the product page on **Belgard.com** for more information



TECHNICAL SPECS

- Incredibly high breakage loads, up to 3,000 pounds
- Can be cleaned with normal household cleaners and even pressure washed with a low pressure washing device*
- High density and ultra-low absorption rate creates a tight surface texture and fends off surface mold, moss, dirt and other types of stains
- Unaffected by alkalis, acids, chemical agents, salt and other de-icing materials
- Structured top textures create non-slip surfaces
- Freeze thaw resistant—100% frost-free and properties remain unaltered at temperatures ranging from -51.1° to + 60° C (-60°F to +140°F)
- Can be installed on a pedestal system for plaza and rooftop installations
- Suitable for ADA-compliant installations


* It is important that all pressure washing of your porcelain pavers be done with a low pressure washer with a maximum of 1600 psi and nothing more powerful. When pressure washing your installation, care should be taken to prevent damage to the grout (adhesive and grout installations) and some re-sanding will be necessary when power washing an installation with sand or polymeric sand joints.

Due to the natural materials in our products, colors may vary from those shown on the cut sheet. We recommend viewing actual product samples to ensure the perfect color and finish for each project.

QUARZITI 2.0

Stone Finish | 20mm

This interpretation of natural quartz incorporates a gentle shading effect with the authentic diversity and subtle iridescence of natural elements.



MODERATE SHADE
VARIATION



LOW SOLAR HEAT
ABSORPTION



ACCESSIBLE
SURFACE

PALLET INFORMATION

| QUARZITI 2.0 | | SQFT/ PALLET | SQFT/ BOX | BOXES/ PALLET | PCS/ BOX | WEIGHT/ BOX | WEIGHT/ PALLET |
|--------------|---------------------|-----------------|--------------|------------------|--------------------------|----------------|-------------------|
| 24 X 24 | 23.54 x 23.54 x 3/4 | 232.5 | 7.75 | 30 | 2 | 72 | 2160 |
| 24 X 48 | 23.54 x 47.17 x 3/4 | 271.25 | 7.75 | 35 | 1 | 74 | 2621 |
| 2-PIECE | 23.54 x 35.35 x 3/4 | 279 | 7.75 | 36 | 2 (1 of each size) | 72 | 2640 |
| | 11.73 x 23.54 x 3/4 | | | | | | |

SHAPES & SIZES

24 X 24



23.54 x 23.54 x 3/4

24 X 48



23.54 x 47.17 x 3/4

2-PIECE



23.54 x 35.35 x 3/4
11.73 x 23.54 x 3/4




GLACIER | QR 01 NAT  



MOUNTAINS | QR 02 NAT  



WATERFALL | QR 03 NAT 



RIVER | QR 04 NAT 

LEARN MORE

View the product page on **Belgard.com** for more information



TECHNICAL SPECS

- Incredibly high breakage loads, up to 3,000 pounds
- Can be cleaned with normal household cleaners and even pressure washed with a low pressure washing device.*
- High density and ultra-low absorption rate creates a tight surface texture and fends off surface mold, moss, dirt and other types of stains
- Unaffected by alkalis, acids, chemical agents, salt and other de-icing materials
- Structured top textures create non-slip surfaces
- Freeze thaw resistant—100% frost-free and properties remain unaltered at temperatures ranging from -51.1° to + 60° C (-60°F to +140°F)
- Can be installed on a pedestal system for plaza and rooftop installations
- Suitable for ADA-compliant installations

* It is important that all pressure washing of your porcelain pavers be done with a low pressure washer with a maximum of 1600 psi and nothing more powerful. When pressure washing your installation, care should be taken to prevent damage to the grout (adhesive and grout installations) and some re-sanding will be necessary when power washing an installation with sand or polymeric sand joints.

Due to the natural materials in our products, colors may vary from those shown on the cut sheet. We recommend viewing actual product samples to ensure the perfect color and finish for each project.

UNICO 2.0

Coping | 20mm

Enhance your outdoor spaces with our premium porcelain coping available in a variety of styles to complement multiple porcelain paver lines.



v2 SLIGHT SHADE VARIATION

v3 MODERATE SHADE VARIATION

v4 HIGH SHADE VARIATION

 LOW SOLAR HEAT ABSORPTION

 ACCESSIBLE SURFACE

PALLET INFORMATION

| UNICO 2.0 | | SQFT/ PALLET | SQFT/ BOX | BOXES/ PALLET | PCS/ BOX | WEIGHT/ BOX | WEIGHT/ PALLET |
|-----------|------------------------|-----------------|--------------|------------------|-------------|----------------|-------------------|
| COPING | 11.62" x 23.54" x 3/4" | 205 | 5.7 | 36 | 3 | 54 | 1944 |

SHAPES & SIZES

COPING
 11.62" x 23.54" x 3/4"



CLEAR | GC 01



IDEAL | GC 03



TYPE | GC 04



CLASSIC | GC 05



DAYLIGHT | NN 01 ST



EMBER | NN 02 ST



HONEY | NN 03 ST



GLACIER | QR 01 NAT



MOUNTAINS | QR 02 NAT



WATERFALL | QR 03 NAT



RIVER | QR 04 NAT

LEARN MORE

View the product page on [Belgard.com](https://www.belgard.com) for more information



TECHNICAL SPECS

- Coordinates with various porcelain paver lines
- Use for steps or as coping for swimming pools
- Incredibly high breakage loads, up to 3,000 pounds
- High density and ultra-low absorption rate creates a tight surface texture and fends off surface mold, moss, dirt and other types of stains
- Unaffected by alkalis, acids, chemical agents, salt and other de-icing materials
- Structured top textures create non-slip surfaces
- Freeze thaw resistant—100% frostfree and properties remain unaltered at temperatures ranging from -51.1° to + 60° C (-60°F to +140°F)
- Suitable for ADA-compliant installations


* It is important that all pressure washing of your porcelain pavers be done with a low pressure washer with a maximum of 1600 psi and nothing more powerful. When pressure washing your installation, care should be taken to prevent damage to the grout (adhesive and grout installations) and some re-sanding will be necessary when power washing an installation with sand or polymeric sand joints.

Due to the natural materials in our products, colors may vary from those shown on the cut sheet. We recommend viewing actual product samples to ensure the perfect color and finish for each project.

ASHLAR TANDEM™

Retaining | Freestanding

Virtual joints and a chiseled face create the look of a random stone facade for the versatile Tandem system that can build pillars, garden walls and stylish outdoor kitchens and features.



RETAINING



FREESTANDING



FIRE PITS



KITCHEN



STEPS



COLUMNS

PALLET INFORMATION

| ASHLAR TANDEM™ | | SQFT/ PALLET | SQFT/ LAYER | LAYER/ PALLET | UNITS/ PALLET | WEIGHT/ PALLET |
|----------------|--|-----------------|----------------|------------------|------------------|-------------------|
| 3-PIECE | 7 x 13 ³ / ₁₆ x 2 ⁵ / ₈ | 19.2 | 3.2 | 6 | 30 | 570 |
| | 7 x 15 ¹³ / ₁₆ x 2 ⁵ / ₈ | 23.1 | 3.85 | | 30 | 696 |
| | 7 x 18 ⁷ / ₁₆ x 2 ⁵ / ₈ | 27 | 4.5 | | 30 | 816 |
| CAP | 15 x 24 x 3 ¹ / ₄ | 20 SF 64 LF | 2.5 | 8 | 32 | 2990 |

SHAPES & SIZES

3-PIECE



7 x 13³/₁₆ x 2⁵/₈



7 x 15¹³/₁₆ x 2⁵/₈



7 x 18⁷/₁₆ x 2⁵/₈

CAP



15 x 24 x 3¹/₄



NEWPORT GRAY



SHELBY BLEND

LEARN MORE

View the product page on **Belgard.com** for more information



TECHNICAL SPECS

- Consistent height tolerances
- Build curved or straight retaining or freestanding walls
- Versatile system also builds columns, and a variety of outdoor features including kitchens, planters and built-in seating
- Offered in 3 sizes to allow for design versatility and customization
- Minimum outside radius of 6'
- Freestanding walls up to 28"
- Engineered 90° corners
- Gravity walls up to 3 feet* using a 1/2 inch setback per unit (4 degree system batter)
- Reinforced walls up to 8 feet
- Versatile system can create multiple outdoor features including seat walls, kitchens, planters, columns, and fire or water features

*Gravity wall heights are based on project specific conditions and may be lower than this value.

QUALITY FOR LIFE

Every step of our manufacturing process incorporates rigorous research, testing and quality assurance. We demand the highest quality from each of our facilities across North America. We believe in creating world class building products that stand the test of time. See our lifetime warranty at **Belgard.com/Warranty**

Due to the natural materials in our products, colors may vary from those shown on the cut sheet. We recommend viewing actual product samples to ensure the perfect color and finish for each project.

BRISA® WALL

Retaining | Freestanding

Create striking retaining walls, garden walls and outdoor kitchens with the realistic look of chiseled cut stone.



RETAINING



FREESTANDING



FIRE PITS



KITCHEN



STEPS



COLUMNS

PALLET INFORMATION

| BRISA® WALL | | SQFT/ PALLET | SQFT/ LAYER | LAYER/ PALLET | UNITS/ PALLET | WEIGHT/ PALLET |
|--------------------------|-------------|-----------------|----------------|------------------|------------------|-------------------|
| FREE STANDING WALL | 6 x 6 x 5 | 3.75 | 1.5 | 5 | 30 | 2632 |
| | 6 x 10 x 5 | 6.25 | 2.5 | | 30 | |
| | 6 x 16 x 5 | 20 | 8 | | 60 | |
| RETAINING WALL | 6 x 6 x 8 | 3.75 | 1.25 | 3 | 15 | 2377 |
| | 6 x 10 x 8 | 6.25 | 2.09 | | 15 | |
| | 6 x 16 x 8 | 20 | 6.67 | | 30 | |
| COR- NER | 6 x 16 x 8 | 29 | 9.34 | 2 | 28 | 1648 |
| CAP | 3 x 8 x 13½ | 68 | 8 | 144 | 126 | 2824 |
| CAP END | 3 x 8 x 13½ | 6 SF 24 LF | 3 | 2 | 36 | 854 |
| WALL END | 6 x 8 x 11 | 13.98 | 6.99 | 2 | 63 | 2395 |

SHAPES & SIZES

FREESTANDING WALL



6 x 6 x 5



6 x 10 x 5



6 x 16 x 5

RETAINING WALL



6 x 6 x 8



6 x 10 x 8



6 x 16 x 8

CORNER



6 x 16 x 8

CAP



3 x 8 x 13½

CAP END



3 x 8 x 13½

WALL END



6 x 8 x 11



HERITAGE



MOONLIGHT



NEWPORT GRAY

LEARN MORE

View the product page on **Belgard.com** for more information



TECHNICAL SPECS

- Freestanding & gravity walls* can be built up to 3 feet high, including buried course
- Taller walls can be built using geosynthetic reinforcement when designed by a qualified engineer
- Rear-lip on retaining wall block makes installation fast and accurate
- Freestanding Walls: 4-foot minimum radius using all 3 units
- Retaining Walls: 1"/9.5° Setback/System batter
- Minimum outside radius, measured on the top course to the front of the units: 4 feet
- Minimum inside radius, measured on the base course to the front of the units: 8 feet

*Gravity wall heights are based on project specific conditions and may be lower than this value.

QUALITY FOR LIFE


Every step of our manufacturing process incorporates rigorous research, testing and quality assurance. We demand the highest quality from each of our facilities across North America. We believe in creating world class building products that stand the test of time. See our lifetime warranty at **Belgard.com/Warranty**

Due to the natural materials in our products, colors may vary from those shown on the cut sheet. We recommend viewing actual product samples to ensure the perfect color and finish for each project.

DIAMOND PRO® AIR SMOOTH

Retaining

This innovative high-performance wall features a clean, contemporary look and is 30% lighter with efficiencies on every level.



RETAINING



STEPS



COLUMNS

PALLET INFORMATION

| DIAMOND PRO® AIR SMOOTH | | SQFT/ PALLET | SQFT/ LAYER | LAYER/ PALLET | UNITS/ PALLET | WEIGHT/ PALLET |
|----------------------------|--------------|-----------------|----------------|------------------|------------------|-------------------|
| UNIT | 8 x 18 x 11½ | 36 | - | - | - | - |
| XL™ CAP | 7 x 18⅞ x 2⅝ | - | - | - | 72 | - |
| COR- NER | 8 x 17 x 8 | - | - | - | 24 | - |
| CAP | 4 x 18 x 10½ | - | - | - | 80 | - |

SHAPES & SIZES

UNIT



8 x 18 x 11½

XL™ CAP



7 x 18⅞ x 2⅝

CORNER



8 x 17 x 8

CAP



4 x 18 x 10½



ANTHRACITE



HICKORY



MOONLIGHT



NEWPORT GRAY



SHADED GRAY

LEARN MORE

View the product page on **Belgard.com** for more information



TECHNICAL SPECS

- Can be installed as a gravity wall or geogrid-reinforced wall
- Weighing only 54 lbs., this 1 square foot block maximizes installation and shipping efficiencies
- Front lug design produces a 9/16" per unit setback for a 4° system batter
- Cores align for easy filling
- Built-in handholds for easy handling
- Top course is placed upside down to increase capping efficiency
- Near-vertical geogrid-reinforced retaining walls up to 12 feet tall
- Gravity walls up to 3' 4" high*, including the buried course
- Minimum outside radius, measured on the top course to the front of the units: 4 feet
- Minimum inside radius, measured on the base course to the front of the units: 6 feet

*Gravity wall heights are based on project specific conditions and may be lower than this value.

QUALITY FOR LIFE

Every step of our manufacturing process incorporates rigorous research, testing and quality assurance. We demand the highest quality from each of our facilities across North America. We believe in creating world class building products that stand the test of time. See our lifetime warranty at **Belgard.com/Warranty**

Due to the natural materials in our products, colors may vary from those shown on the cut sheet. We recommend viewing actual product samples to ensure the perfect color and finish for each project.

DIAMOND PRO® AIR STRAIGHT

Retaining

Featuring a classic split-stone face and crisp edges, this innovative high-performance wall is 30% lighter with efficiencies on every level.



RETAINING



STEPS



COLUMNS

PALLET INFORMATION

| DIAMOND PRO® AIR STRAIGHT | | SQFT/ PALLET | SQFT/ LAYER | LAYER/ PALLET | UNITS/ PALLET | WEIGHT/ PALLET |
|------------------------------|------------------|-----------------|----------------|------------------|------------------|-------------------|
| UNIT | 8 x 18 x 11½ | 36 | - | - | - | - |
| XL™ CAP | 3 x 18 / 12 x 13 | - | - | 8 | 72 | 2560 |
| COR- NER | 8 x 18 x 9 | 32 | 10 | 3 | 30 | 2468 |
| CAP | 4 x 18 x 10½ | - | - | - | 80 | - |

SHAPES & SIZES

UNIT



8 x 18 x 11½

XL™ CAP



3 x 18 / 12 x 13

CORNER



8 x 18 x 9

CAP



4 x 18 x 10½



CHARCOAL



GRAY



TAN

LEARN MORE

View the product page on **Belgard.com** for more information



TECHNICAL SPECS

- Can be installed as a gravity wall or geogrid-reinforced wall
- Weighing only 54 lbs., this 1 square foot block maximizes installation and shipping efficiencies
- Front lug design produces a 9/16" per unit setback for a 4° system batter
- Cores align for easy filling
- Built-in handholds for easy handling
- Top course is placed upside down to increase capping efficiency
- Near-vertical geogrid-reinforced retaining walls up to 12 feet tall
- Gravity walls up to 3' 4" high*, including the buried course
- Minimum outside radius, measured on the top course to the front of the units: 4 feet
- Minimum inside radius, measured on the base course to the front of the units: 6 feet

*Gravity wall heights are based on project specific conditions and may be lower than this value.

QUALITY FOR LIFE

Every step of our manufacturing process incorporates rigorous research, testing and quality assurance. We demand the highest quality from each of our facilities across North America. We believe in creating world class building products that stand the test of time. See our lifetime warranty at **Belgard.com/Warranty**

Due to the natural materials in our products, colors may vary from those shown on the cut sheet. We recommend viewing actual product samples to ensure the perfect color and finish for each project.

DIAMOND PRO® STRAIGHT

Retaining

With tailored beveled edges, the split-face texture of this wall offers a classic look featuring a rugged surface and a time-worn organic appearance and is ideal for large-scale projects.



RETAINING



STEPS



COLUMNS

PALLET INFORMATION

| DIAMOND PRO® | | SQFT/ PALLET | SQFT/ LAYER | LAYER/ PALLET | UNITS/ PALLET | WEIGHT/ PALLET |
|--------------|------------------|-----------------|----------------|------------------|------------------|-------------------|
| STRAIGHT | 8 x 18 x 12 | 45 | 8 | 5 | 32 | 3553 |
| CORNER | 8 x 18 x 9 | 32 | 10 | 3 | 30 | 2468 |
| CAP | 4 x 18 x 10½ | - | - | - | 80 | - |
| XL™ CAP | 3 x 18 / 12 x 13 | - | - | 8 | 72 | 2560 |

SHAPES & SIZES

STRAIGHT



8 x 18 x 12

CORNER



8 x 18 x 9

CAP



4 x 18 x 10½

XL™ CAP



3 x 18 / 12 x 13



CHARCOAL



GRAY



TAN

LEARN MORE

View the product page on **Belgard.com** for more information



TECHNICAL SPECS

- Rear-lip locator
- Large cores for ease in handling
- Matching corner and cap for a seamless appearance
- Gravity walls can be built up to 4 ft high*, including buried course with a 7.1° batter
- Walls in excess of 50 ft high have been built with Diamond Pro when combined with geosynthetic reinforcement
- Minimum outside radius, measured from the top course to the front of the units: 4 ft
- Minimum inside radius, measured on the base course to the front of the units: 6 ft

*Gravity wall heights are based on project specific conditions and may be lower than this value.

QUALITY FOR LIFE


Every step of our manufacturing process incorporates rigorous research, testing and quality assurance. We demand the highest quality from each of our facilities across North America. We believe in creating world class building products that stand the test of time. See our lifetime warranty at **Belgard.com/Warranty**

Due to the natural materials in our products, colors may vary from those shown on the cut sheet. We recommend viewing actual product samples to ensure the perfect color and finish for each project.

HIGHLAND STONE®

Retaining | Freestanding

The rough-hewn face and multiple pieces of this wall provide a natural stone aesthetic with a rustic hand-stacked look. Each block has a rugged, varied split-stone appearance.



RETAINING



FREESTANDING



FIRE PITS



KITCHEN



STEPS



COLUMNS

PALLET INFORMATION

| | HIGHLAND STONE® | SQFT/ PALLET | SQFT/ LAYER | LAYER/ PALLET | UNITS/ PALLET | WEIGHT/ PALLET |
|--------------------------|------------------|-----------------|----------------|------------------|------------------|-------------------|
| FREE STANDING WALL | 6 x 6 / 4 x 9 | 20 | 2.1 | 3 | 30 | 3280 |
| | 6 x 12 / 10 x 9 | | 4.6 | | | |
| | 6 x 18 / 16 x 9 | 29 | 7 | 4 | 40 | 3480 |
| RETAINING WALL | 6 x 6 x 12 | 20 | 2.25 | 3 | 27 | 2912 |
| | 6 x 12 x 12 | | 4.5 | | | |
| | 6 x 18 x 12 | 27 | 6.75 | 4 | 36 | 2598 |
| STEP | 6 x 16 x 12 | 16.08 | 4.02 | 4 | 24 | 2832 |
| XL™ CAP | 3 x 18 / 12 x 13 | - | - | 8 | 72 | 2560 |
| COL UMN | 6 x 18 x 9 | 22.6 | 11.3 | 2 | 20 | 1560 |

SHAPES & SIZES

FREESTANDING WALL



6 x 6 / 4 x 9



6 x 12 / 10 x 9



6 x 18 / 16 x 9

RETAINING WALL



6 x 6 x 12



6 x 12 x 12



6 x 18 x 12

STEP



6 x 16 x 12

XL™ CAP



3 x 18 / 12 x 13

COLUMN



6 x 18 x 9



BRITTANY BEIGE

Swatch represents color only.



OXFORD

Swatch represents color only.

LEARN MORE

View the product page on **Belgard.com** for more information



TECHNICAL SPECS

- Create straight or curved walls
- Rear-lip block makes installation fast and accurate
- Freestanding walls can be built up to 3 ft high, including buried course, but excluding the cap
- Gravity walls up to 4 ft 6 in high, including buried course*
- Taller walls can be built using geosynthetic reinforcement when designed by a qualified engineer
- Minimum outside radius, measured on the top course to the front of the units: 4 ft
- Minimum inside radius, measured on the base course to the front of the units: 8 ft

*Gravity wall heights are based on project specific conditions and may be lower than this value.

QUALITY FOR LIFE

Every step of our manufacturing process incorporates rigorous research, testing and quality assurance. We demand the highest quality from each of our facilities across North America. We believe in creating world class building products that stand the test of time. See our lifetime warranty at **Belgard.com/Warranty**

Due to the natural materials in our products, colors may vary from those shown on the cut sheet. We recommend viewing actual product samples to ensure the perfect color and finish for each project.

LAMINA TANDEM™

Retaining | Freestanding

The look and feel of multiple layers of natural stacked stone defined by a uniform chiseled texture and the unique z-shape that allows for a seamless connection between units.



RETAINING



FREESTANDING



FIRE PITS



KITCHEN



STEPS



COLUMNS

PALLET INFORMATION

| LAMINA TANDEM™ | | SQFT/ PALLET | SQFT/ LAYER | LAYER/ PALLET | UNITS/ PALLET | WEIGHT/ PALLET |
|----------------|--|-----------------|----------------|------------------|------------------|-------------------|
| 3-PIECE | 7 x 13 ³ / ₁₆ x 2 ⁵ / ₈ | 15.576 | 2.596 | 6 | 24 | 462.48 |
| | 7 x 15 ¹³ / ₁₆ x 2 ⁵ / ₈ | 18.696 | 3.116 | | 24 | 555.12 |
| | 7 x 18 ⁷ / ₁₆ x 2 ⁵ / ₈ | 21.816 | 3.636 | | 24 | 648 |
| COLUMN UNIT | 7 x 18 ⁷ / ₁₆ x 2 ⁵ / ₈ | 45.43 | 9 | 5 | 45 | 1313 |
| CAP | 15 x 24 x 3 ¹ / ₄ | 20 SF 64 LF | 2.5 | 8 | 32 | 2990 |

SHAPES & SIZES

3-PIECE



7 x 13³/₁₆ x 2⁵/₈



7 x 15¹³/₁₆ x 2⁵/₈



7 x 18⁷/₁₆ x 2⁵/₈

COLUMN UNIT



7 x 18⁷/₁₆ x 2⁵/₈

CAP



15 x 24 x 3¹/₄



ASHWOOD



NEWPORT GRAY

LEARN MORE

View the product page on **Belgard.com** for more information



TECHNICAL SPECS

- Consistent height tolerances
- Build curved or straight walls
- Offered in 3 sizes to allow for design versatility and customization
- Minimum outside radius of 6'
- Freestanding walls up to 28"
- Engineered 90° corners
- Gravity walls up to 3 feet* using a ½ inch setback per unit (4 degree system batter)
- Reinforced walls up to 8 feet
- Versatile system can create multiple outdoor features including seat walls, kitchens, planters, columns, and fire or water features

QUALITY FOR LIFE

Every step of our manufacturing process incorporates rigorous research, testing and quality assurance. We demand the highest quality from each of our facilities across North America. We believe in creating world class building products that stand the test of time. See our lifetime warranty at **Belgard.com/Warranty**

Due to the natural materials in our products, colors may vary from those shown on the cut sheet. We recommend viewing actual product samples to ensure the perfect color and finish for each project.

MELVILLE TANDEM™

Retaining | Freestanding

A distinctive smooth face and large format size provides a modern aesthetic for a wide variety of outdoor living projects including retaining walls, kitchens, built-in seating and more.



RETAINING



FREESTANDING



FIRE PITs



KITCHEN



STEPS



COLUMNS

PALLET INFORMATION

| MELVILLE TANDEM™ | | SQFT/ PALLET | SQFT/ LAYER | LAYER/ PALLET | UNITS/ PALLET | WEIGHT/ PALLET |
|------------------|--|-----------------|----------------|------------------|------------------|-------------------|
| 3-PIECE | 7 x 13 ³ / ₁₆ x 2 ⁵ / ₈ | 19.2 | 3.2 | 6 | 30 | 570 |
| | 7 x 15 ¹³ / ₁₆ x 2 ⁵ / ₈ | 23.1 | 3.85 | | 30 | 696 |
| | 7 x 18 ⁷ / ₁₆ x 2 ⁵ / ₈ | 27 | 4.5 | | 30 | 816 |
| COLUMN UNIT | 7 x 18 ⁷ / ₁₆ x 2 ⁵ / ₈ | 45.43 | 9 | 5 | 45 | 1313 |
| CAP | 15 x 24 x 3 ¹ / ₄ | 20 SF 64 LF | 2.5 | 8 | 32 | 2990 |

SHAPES & SIZES

3-PIECE



7 x 13³/₁₆ x 2⁵/₈



7 x 15¹³/₁₆ x 2⁵/₈



7 x 18⁷/₁₆ x 2⁵/₈

COLUMN UNIT



7 x 18⁷/₁₆ x 2⁵/₈

CAP



15 x 24 x 3¹/₄



NEWPORT GRAY



SCANDINA GRAY

LEARN MORE

View the product page on [Belgard.com](https://www.belgard.com) for more information



TECHNICAL SPECS

- Build curved or straight retaining or freestanding walls
- Versatile system also builds columns, and a variety of outdoor features including kitchens, planters and built-in seating
- Offered in 3 sizes to allow for design versatility and customization
- Minimum outside radius of 6'
- Freestanding walls up to 28"
- Engineered 90° corners
- Gravity walls up to 3 feet* using a ½ inch setback per unit (4 degree system batter)
- Reinforced walls up to 8 feet
- Versatile system can create multiple outdoor features including seat walls, kitchens, planters, columns, and fire or water features

*Gravity wall heights are based on project specific conditions and may be lower than this value.

QUALITY FOR LIFE


Every step of our manufacturing process incorporates rigorous research, testing and quality assurance. We demand the highest quality from each of our facilities across North America. We believe in creating world class building products that stand the test of time. See our lifetime warranty at [Belgard.com/Warranty](https://www.belgard.com/Warranty)

Due to the natural materials in our products, colors may vary from those shown on the cut sheet. We recommend viewing actual product samples to ensure the perfect color and finish for each project.

MELVILLE™ WALL

Garden | Freestanding

Distinctive smooth faces, subtle edges and clean design make this wall stand out for the modern aesthetics it provides. System is comprised of a double-sided wall unit, along with a matching cap.



FREESTANDING



GARDEN



FIRE PITS



KITCHEN



STEPS



COLUMNS

PALLET INFORMATION

| MELVILLE™ WALL | | SQFT/ PALLET | SQFT/ LAYER | LAYER/ PALLET | UNITS/ PALLET | WEIGHT/ PALLET |
|----------------|-------------|-----------------|----------------|------------------|------------------|-------------------|
| UNIT | 4 x 20 x 10 | 26.67 | 4.44 | 6 | 48 | 3060 |
| WEDGE | 4 x 9½ x 10 | 19 | - | 6 | 72 | 1921 |
| CAP | 2 x 20 x 13 | 100 LF | 10 LF | 10 | 60 | 2500 |

SHAPES & SIZES

UNIT



4 x 20 x 10

WEDGE



4 x 9½ x 10

CAP



2 x 20 x 13




ANTHRACITE



HICKORY



SCANDINA GRAY



SHADED GRAY

LEARN MORE

View the product page on **Belgard.com** for more information



TECHNICAL SPECS

- Matching cap provides a seamless aesthetic
- Integrate cap into wall design to create depth and custom appearance
- Multiple installation patterns
- Smooth face and aesthetics pair well with our pre-built Melville Series of fire and kitchen features
- Simplistic design allows for easy installation of walls and other outdoor features
- 2 foot maximum height is perfect for garden and planter walls

QUALITY FOR LIFE


Every step of our manufacturing process incorporates rigorous research, testing and quality assurance. We demand the highest quality from each of our facilities across North America. We believe in creating world class building products that stand the test of time. See our lifetime warranty at **Belgard.com/Warranty**

Due to the natural materials in our products, colors may vary from those shown on the cut sheet. We recommend viewing actual product samples to ensure the perfect color and finish for each project.

STERLING® WALL

Retaining | Freestanding

The classic split-stone look of this retaining wall block is paired with an innovative design that allows the block to be split in half to create two-sided freestanding walls.



RETAINING



FREESTANDING



FIRE PITS



KITCHEN



STEPS



COLUMNS

PALLET INFORMATION

| STERLING® WALL | | SQFT/ PALLET | SQFT/ LAYER | LAYER/ PALLET | UNITS/ PALLET | WEIGHT/ PALLET |
|----------------|------------------|-----------------|----------------|------------------|------------------|-------------------|
| BLOCK | 6 x 17¾ x 12 | 33.75 | - | 5 | 45 | 3455 |
| XL™ CAP | 3 x 18 / 12 x 13 | - | - | 8 | 72 | 3525 |

SHAPES & SIZES

BLOCK



6 x 17¾ x 12

XL™ CAP



3 x 18 / 12 x 13



BRITTANY BEIGE



OXFORD

LEARN MORE

View the product page on **Belgard.com** for more information



TECHNICAL SPECS

- Build retaining walls with easy pin alignment and side view for placement visualization
- Block channels make easy pin alignment for battered or freestanding retaining walls
- Score marks for splitting block to make a two-sided freestanding wall unit
- Center score mark provides guide for splitting to make corner or column units
- Hand holds allow for easier handling during installation
- Maximum gravity retaining wall height is 4 ft*
- Retaining wall minimum inside radius, measured on the base course to the front of the units: 6 ft
- Retaining wall minimum outside radius, measured on the top course to the front of the units: 4 ft
- Maximum freestanding wall (FSW) height is 3 ft*
- Freestanding wall minimum radius 4 ft
- Maximum column height is 4 ft*
- Segmental retaining wall setback/ system batter 10.6°

*Gravity wall heights are based on project specific conditions and may be lower than this value.

QUALITY FOR LIFE


Every step of our manufacturing process incorporates rigorous research, testing and quality assurance. We demand the highest quality from each of our facilities across North America. We believe in creating world class building products that stand the test of time. See our lifetime warranty at **Belgard.com/Warranty**

Due to the natural materials in our products, colors may vary from those shown on the cut sheet. We recommend viewing actual product samples to ensure the perfect color and finish for each project.

VANGUARD

Retaining | Freestanding

Versatile smooth-faced wall system creates coordinated contemporary retaining walls, freestanding walls and outdoor features for a cohesive design.



RETAINING



FREESTANDING



GARDEN



COLUMNS

PALLET INFORMATION

| VANGUARD | | SQFT/ PALLET | UNITS/ LAYER | SQFT/ LAYER | LAYER/ PALLET | WEIGHT/ PALLET |
|----------|----------------|-----------------|-----------------|----------------|------------------|-------------------|
| 3-PIECE | 6 x 6/4 x 10 | 28.4 | 4 | 5.68 | 5 | 1921 |
| | 6 x 12/10 x 10 | | 4 | | | |
| | 6 x 16/14 x 10 | | 4 | | | |
| CAP | 3 x 18 x 13 | 72 | 6 | 9 | 8 | 2652 |

SHAPES & SIZES

3-PIECE



6 x 6/4 x 10



6 x 12/10 x 10



6 x 16/14 x 10

CAP



3 x 18 x 13

PINS



5 x 1/2 diameter
2 pins / block
(Sold separately. For SRW application only)



ANTHRACITE



HICKORY



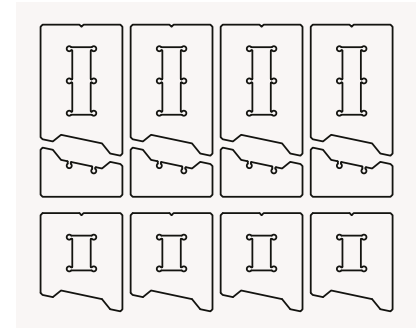
SHADED GRAY

LEARN MORE

View the product page on [Belgard.com](https://www.belgard.com) for more information



PALLET LAYOUT



TECHNICAL SPECS

- Builds walls, seating and columns from one system
- Gravity retaining walls up to 3 ft. and freestanding walls up to 2 ft. 6 in.
- Lightweight open-core units for easier handling and cutting
- Open slotted pinholes to help form inside and outside curves
- Integrated corner solution to finish turns and ends without extra pieces
- Shared pin design with Diamond® Pro PS for cross-platform consistency

QUALITY FOR LIFE

Every step of our manufacturing process incorporates rigorous research, testing and quality assurance. We demand the highest quality from each of our facilities across North America. We believe in creating world class building products that stand the test of time. See our lifetime warranty at [Belgard.com/Warranty](https://www.belgard.com/Warranty)


Due to the natural materials in our products, colors may vary from those shown on the cut sheet. We recommend viewing actual product samples to ensure the perfect color and finish for each project.

Regional colors may vary. Check with your local Belgard Sales Rep.

WESTON STONE™

Garden | Freestanding

Offering the look of tumbled cut stone, this wall block is double-sided for the design flexibility to create a wide variety of garden walls and outdoor living features.



FREESTANDING



GARDEN



FIRE PITs



KITCHEN



STEPS



COLUMNS

PALLET INFORMATION

| WESTON STONE™ | | SQFT/ PALLET | SQFT/ LAYER | LAYER/ PALLET | UNITS/ PALLET | WEIGHT/ PALLET |
|---------------------|-------------------------|-----------------|----------------|------------------|------------------|-------------------|
| WALL UNITS | 4 x 8 / 5 x 8 | 42 | 6 | 7 | 126 | 3400 |
| | 4 x 12 / 9 x 8 | | | | | |
| | 4 x 16 / 13 x 8 | | | | | |
| UNI- VER- SAL | 4 x 12 x 8 | 40 | 6.6 | 6 | 120 | 3614 |
| CAP | 2 3/8 x 10 1/2 x 10 1/2 | - | - | 8 | 96 | 2624 |

SHAPES & SIZES

WALL UNITS



4 x 8 / 5 x 8



4 x 12 / 9 x 8



4 x 16 / 13 x 8

UNIVERSAL



4 x 12 x 8

CAP



2 3/8 x 10 1/2 x 10 1/2



ANTIQUED ANTHRACITE



ANTIQUED HICKORY



ANTIQUED SHADED GRAY



BRITTANY BEIGE

LEARN MORE

View the product page on **Belgard.com** for more information



TECHNICAL SPECS

- Plantable wall designs and columns can be easily created
- Create a wide variety of custom outdoor living features including kitchens, built-in seating and fire features
- Build curved or straight walls
- Build freeform walls with minimal cuts
- Can be used to build gravity walls up to 2 feet high*, including the buried course
- Minimum outside radius, measured on the top course to the front of the units: 5 feet
- Minimum inside radius, measured on the base course to the front of the units: 3 feet

*Gravity wall heights are based on project specific conditions and may be lower than this value.

QUALITY FOR LIFE

Every step of our manufacturing process incorporates rigorous research, testing and quality assurance. We demand the highest quality from each of our facilities across North America. We believe in creating world class building products that stand the test of time. See our lifetime warranty at **Belgard.com/Warranty**

Due to the natural materials in our products, colors may vary from those shown on the cut sheet. We recommend viewing actual product samples to ensure the perfect color and finish for each project.

ANCHOR™ CAPS

Pillar | Seat Wall | Fire Pit

The natural appearance and texture of chiseled stone with integrated color throughout each cap makes it simple to complement walls, steps and planters for a complete look.



PALLET INFORMATION

| ANCHOR™ CAPS | | LNFT/ PALLET | LNFT/ LAYER | LAYER/ PALLET | UNITS/ PALLET | WEIGHT/ PALLET |
|--------------|--------------|-----------------|----------------|------------------|------------------|-------------------|
| CAP | 56 x 2½ | - | - | - | 8 | 626 |
| 30" CAP | 30 x 30 x 2½ | - | - | - | 6 | 1512 |
| 24" CAP | 24 x 24 x 2½ | - | - | - | 8 | 950 |
| CAP | 14 x 30 x 2½ | - | - | - | 18 | 1080 |

SHAPES & SIZES

4-PIECE FIRE PIT CAP

 56 x 2½

30" PILLAR CAP


 30 x 30 x 2½

24" PILLAR CAP


 24 x 24 x 2½

SEAT WALL CAP

 14 x 30 x 2½



ANTHRACITE



LIMESTONE

Swatch represents product color only, not surface texture

LEARN MORE

View the product page on **Belgard.com** for more information



TECHNICAL SPECS

- Multiple shapes and sizes for design flexibility
- Add a finishing touch to walls, columns, outdoor kitchens and fire features
- Flat top provides platform for light fixtures or other decorative elements

QUALITY FOR LIFE

Every step of our manufacturing process incorporates rigorous research, testing and quality assurance. We demand the highest quality from each of our facilities across North America. We believe in creating world class building products that stand the test of time. See our lifetime warranty at **Belgard.com/Warranty**

Due to the natural materials in our products, colors may vary from those shown on the cut sheet. We recommend viewing actual product samples to ensure the perfect color and finish for each project.

ANGLIA EDGER®

Edger

Large edger units feature a chiseled finish and tapered edges to provide an elegant complement to driveways, patios, walkways and flowerbeds.



PALLET INFORMATION

| ANGLIA EDGER® | | LNFT/ PALLET | LNFT/ LAYER | LNFT/ PALLET | UNITS/ PALLET | WEIGHT/ PALLET |
|---------------|--------------|-----------------|----------------|-----------------|------------------|-------------------|
| EDGER UNITS | 5¼ x 7⅝ x 8 | - | - | 3 | 16 | 2550 |
| | 5¼ x 10 x 8 | - | - | | 16 | |
| | 5¼ x 15⅝ x 8 | - | - | | 16 | |
| | 5¼ x 17¾ x 8 | - | - | | 24 | |

SHAPES & SIZES

EDGER UNITS

 5¼ x 7⅝ x 8

 5¼ x 10 x 8

 5¼ x 15⅝ x 8

 5¼ x 17¾ x 8



GASCONY TAN



IRON BAY

LEARN MORE

View the product page on [Belgard.com](https://www.belgard.com) for more information



TECHNICAL SPECS

- Tapered ends create either curves or straight installation
- 8" height simulates natural stone curbing
- Three different lengths offer a random look and flexible installation
- Large scale pieces create efficient installation

QUALITY FOR LIFE


Every step of our manufacturing process incorporates rigorous research, testing and quality assurance. We demand the highest quality from each of our facilities across North America. We believe in creating world class building products that stand the test of time. See our lifetime warranty at [Belgard.com/Warranty](https://www.belgard.com/Warranty)

Due to the natural materials in our products, colors may vary from those shown on the cut sheet. We recommend viewing actual product samples to ensure the perfect color and finish for each project.

GRANIKA STEP® XL

Step Unit

The natural granite look offers a quarried face on the step tread with smooth sides to create longer treads. The double-sided rise texture allows rotation for optimal aesthetics.



PALLET INFORMATION

| GRANIKA STEP® XL | | LNFT/ PALLET | LNFT/ LAYER | LAYER/ PALLET | UNITS/ PALLET | WEIGHT/ PALLET |
|------------------|-------------|-----------------|----------------|------------------|------------------|-------------------|
| STEP UNIT | 6 x 48 x 18 | - | - | - | 8 | 1668 |

SHAPES & SIZES

STEP UNIT

 6 x 48 x 18



IRON BAY

LEARN MORE

View the product page on **Belgard.com** for more information



TECHNICAL SPECS

- Double-sided texture and two unique faces on the rise allow steps to be rotated for optimal aesthetics
- Smooth sides allow steps to be placed side by side for longer treads
- Granite-like texture on tread surface
- Even bottom and consistent size offer installation ease
- Palletized for easy removal by skid-steer loader
- Dry-cast production provides consistent color throughout unit
- Riser faces are uniquely designed to nest together, creating an optional landing with a narrow joint

QUALITY FOR LIFE

Every step of our manufacturing process incorporates rigorous research, testing and quality assurance. We demand the highest quality from each of our facilities across North America. We believe in creating world class building products that stand the test of time. See our lifetime warranty at **Belgard.com/Warranty**

Due to the natural materials in our products, colors may vary from those shown on the cut sheet. We recommend viewing actual product samples to ensure the perfect color and finish for each project.

LANDINGS™

Step Unit

The chiseled look of quarried limestone on the step tread and rise adds grand style to landscape level changes, while the smooth face of the remaining sides allows for greater design flexibility.




PALLET INFORMATION

| LANDINGS™ STEP UNIT | | LNFT/ PALLET | LNFT/ LAYER | LAYER/ PALLET | UNITS/ PALLET | WEIGHT/ PALLET |
|------------------------|-------------|-----------------|----------------|------------------|------------------|-------------------|
| STEP UNIT | 48 x 18 x 6 | - | - | - | 6 | 2760 |

SHAPES & SIZES

STEP UNIT

 48 x 18 x 6



BLU STONE



MIDNIGHT



MOONLIGHT

LEARN MORE

View the product page on [Belgard.com](https://www.belgard.com) for more information



TECHNICAL SPECS

- Double-sided texture and two unique faces on the rise allow steps to be rotated for optimal aesthetics
- Smooth sides allow steps to be placed side by side for longer treads
- Granite-like texture on tread surface
- Even bottom and consistent size offer installation ease
- Palletized for easy removal by skid-steer loader
- Dry-cast production provides consistent color throughout unit
- Riser faces are uniquely designed to nest together, creating an optional landing with a narrow joint

QUALITY FOR LIFE

Every step of our manufacturing process incorporates rigorous research, testing and quality assurance. We demand the highest quality from each of our facilities across North America. We believe in creating world class building products that stand the test of time. See our lifetime warranty at [Belgard.com/Warranty](https://www.belgard.com/Warranty)

Due to the natural materials in our products, colors may vary from those shown on the cut sheet. We recommend viewing actual product samples to ensure the perfect color and finish for each project.

DELMARO

Coping | 60mm

Contemporary styling in a small-format size creates a clean, continuous finished look of freeform pool and step designs.



MODULAR
SIZING

PALLET INFORMATION


| DELMARO | | LNFT/ PALLET | UNITS/ LAYER | LNFT/ LAYER | LAYER/ PALLET | WEIGHT/ PALLET |
|----------------|--|-----------------|-----------------|----------------|------------------|-------------------|
| COPING 60MM | 6 x 12 x 2 ³ / ₈ | 54 | 36 | 18 | 3 | 1580 |

SHAPES & SIZES


COPING | 60MM



6 x 12 x 2³/₈



BOURBON



FOG



MIDNIGHT



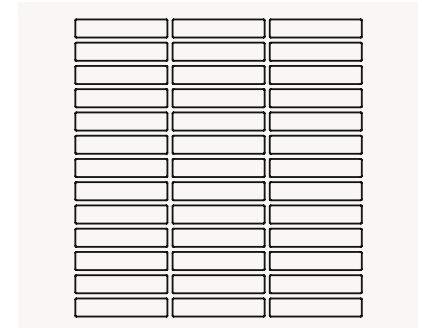
PEARL

LEARN MORE

View the product page on **Belgard.com** for more information



PALLET LAYOUT



TECHNICAL SPECS

- Easily follows both straight and curved pools and step edges
- Sized for freeform and radius applications difficult for larger units
- Front finished edge provides a clean waterline or tread detail
- True 3" incremental sizing compatible with all modular paver styles—look for Modular Sizing icon
- Edge detail matches Dimensions and Origins pavers for consistent transitions
- Modular dimensions simplify estimating and ordering
- Sizing and dimensions simplify installation and reduce cuts and waste

QUALITY FOR LIFE

Every step of our manufacturing process incorporates rigorous research, testing and quality assurance. We demand the highest quality from each of our facilities across North America. We believe in creating world class building products that stand the test of time. See our lifetime warranty at **Belgard.com/Warranty**

Due to the natural materials in our products, colors may vary from those shown on the cut sheet. We recommend viewing actual product samples to ensure the perfect color and finish for each project.

Regional colors may vary. Check with your local Belgard Sales Rep.

GRAVA

Coping | 60mm

Large-format shape and natural slate texture bring timeless, stone-inspired style to pools, steps, walls and outdoor features.

AVAILABLE SPRING 2026



MODULAR
SIZING



DURAFUSION
TECHNOLOGY



FIRE PITS



STEP TREADS

PALLET INFORMATION

| GRAVA | | LNFT/ PALLET | UNITS/ LAYER | LNFT/ LAYER | LAYER/ PALLET | WEIGHT/ PALLET |
|----------------|---|-----------------|-----------------|----------------|------------------|-------------------|
| COPING 60MM | 36 x 15 x 2 ³ / ₈ | 54 | 3 | 9 | 6 | 3222 |

SHAPES & SIZES

COPING | 60MM





ASHWOOD 



CHESWICK 



IRON BAY 



NEWPORT GRAY 



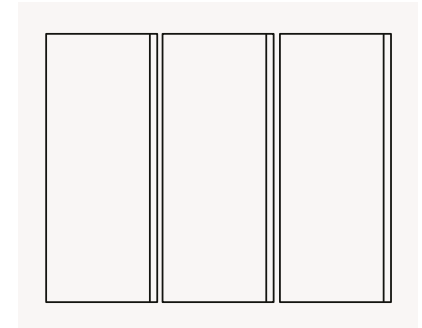
TEAK 

LEARN MORE

View the product page on **Belgard.com** for more information



PALLET LAYOUT



TECHNICAL SPECS

- Finishes straight pools, steps and wall caps with one coordinated look
- Front finished edge provides a clean waterline or tread detail
- True 3" incremental sizing compatible with all modular paver styles—look for Modular Sizing icon
- Edge detail matches Origins pavers for consistent transitions
- Modular dimensions simplify estimating and ordering
- Sizing and dimensions simplify installation and reduce cuts and waste
- Large format, DuraFusion coping option for ultra premium finish



DuraFusion™ Technology

A bold, vibrant finish with a smoother, tighter texture.

QUALITY FOR LIFE

Every step of our manufacturing process incorporates rigorous research, testing and quality assurance. We demand the highest quality from each of our facilities across North America. We believe in creating world class building products that stand the test of time. See our lifetime warranty at **Belgard.com/Warranty**

Due to the natural materials in our products, colors may vary from those shown on the cut sheet. We recommend viewing actual product samples to ensure the perfect color and finish for each project.

Regional colors may vary. Check with your local Belgard Sales Rep.

MARINA™

Coping | 60mm

The smooth surface texture and refined, rounded edges make this bullnose coping a classic finishing touch to enhance pools and a variety of outdoor features.



PALLET INFORMATION

| MARINA™ COPING | | LNFT/ PALLET | LNFT/ LAYER | LAYER/ PALLET | UNITS/ PALLET | WEIGHT/ PALLET |
|----------------|--|-----------------|----------------|------------------|------------------|-------------------|
| 60MM | 5 ¹⁵ / ₁₆ x 11 ¹³ / ₁₆ x 2 ³ / ₈ | - | - | 5 | 195 | 3608 |

SHAPES & SIZES


60MM



5¹⁵/₁₆ x 11¹³/₁₆ x 2³/₈



BOURBON



IRON BAY



MIDNIGHT

LEARN MORE

View the product page on **Belgard.com** for more information



TECHNICAL SPECS

- Rounded edges protect feet and hands when getting out of a pool or going up and down steps
- Provides a finished edge that blends seamlessly with patios and pool decks
- Helps pool or spa hold its shape by keeping walls straight and rigid, and protects surrounding area from water damage
- Can be used to provide a finishing touch to steps, planters, walkways, and terraced patios

QUALITY FOR LIFE

Every step of our manufacturing process incorporates rigorous research, testing and quality assurance. We demand the highest quality from each of our facilities across North America. We believe in creating world class building products that stand the test of time. See our lifetime warranty at **Belgard.com/Warranty**

Due to the natural materials in our products, colors may vary from those shown on the cut sheet. We recommend viewing actual product samples to ensure the perfect color and finish for each project.

MODENA

Coping | 60mm

Large-format coping with a smooth, architectural face finishes pools, steps, walls and outdoor features with a clean modern edge.

AVAILABLE SPRING 2026




PALLET INFORMATION

| MODENA | | LNFT/ PALLET | UNITS/ LAYER | LNFT/ LAYER | LAYER/ PALLET | WEIGHT/ PALLET |
|----------------|-----------------|-----------------|-----------------|----------------|------------------|-------------------|
| COPING 60MM | 36 x 15 x 2 3/8 | 54 | 3 | 9 | 6 | 3222 |

SHAPES & SIZES

COPING | 60MM





ANTHRACITE 




HICKORY 



SCANDINA GRAY 



SEPIA 



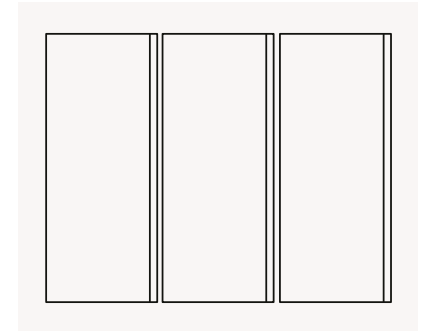
SHADED GRAY 

LEARN MORE

View the product page on **Belgard.com** for more information



PALLET LAYOUT



TECHNICAL SPECS

- Finishes straight pools, steps and wall caps with one coordinated look
- Front finished edge for a clean waterline or tread detail
- True 3" incremental sizing compatible with all modular paver styles—look for Modular Sizing icon
- Edge detail matches Dimensions and Origins pavers for consistent transitions
- Modular dimensions simplify estimating and ordering
- Sizing and dimensions simplify installation and reduce cuts and waste
- Large format, DuraFusion coping option for ultra premium finish



DuraFusion™ Technology

A bold, vibrant finish with a smoother, tighter texture.

QUALITY FOR LIFE

Every step of our manufacturing process incorporates rigorous research, testing and quality assurance. We demand the highest quality from each of our facilities across North America. We believe in creating world class building products that stand the test of time. See our lifetime warranty at **Belgard.com/Warranty**

Due to the natural materials in our products, colors may vary from those shown on the cut sheet. We recommend viewing actual product samples to ensure the perfect color and finish for each project.

Regional colors may vary. Check with your local Belgard Sales Rep.

BELGARD®

AN OLDCASTLE® APG OUTDOOR BRAND

BONNER SPRINGS
4201 Powell Drive
Bonner Springs, KS 66012
Ph: 913-667-1792

© 2026 Oldcastle® APG, Inc. All Rights Reserved. BEL25-D-556022 | Ash Grove | Revised 01/2026

MELVILLE™

Curb

The smooth, contemporary finish complements any outdoor space with an elongated shape and flexible installation options for a unique finishing touch.



PALLET INFORMATION

| MELVILLE™ CURB | | LNFT/ PALLET | LNFT/ LAYER | LAYER/ PALLET | UNITS/ PALLET | WEIGHT/ PALLET |
|----------------|-------------|-----------------|----------------|------------------|------------------|-------------------|
| CURB | 4 x 24 x 6½ | 96 | 24 | 4 | 48 | 2480 |

SHAPES & SIZES





BOURBON



FOG



MIDNIGHT



PEARL

LEARN MORE

View the product page on **Belgard.com** for more information



TECHNICAL SPECS

- Elegant smooth face and elongated shape
- Perfect complement for oversized slabs and pavers
- Elegant finishing touch for driveways, walkways and gardens
- Pairs well with Melville pavers, walls and fire features
- Bury the course for low-profile curbing or lay at full height for a more dimensional look

QUALITY FOR LIFE

Every step of our manufacturing process incorporates rigorous research, testing and quality assurance. We demand the highest quality from each of our facilities across North America. We believe in creating world class building products that stand the test of time. See our lifetime warranty at **Belgard.com/Warranty**

Due to the natural materials in our products, colors may vary from those shown on the cut sheet. We recommend viewing actual product samples to ensure the perfect color and finish for each project.

ARTFORMS™

Modular Panel System

Innovative large-format modular panels offer contemporary lines and the versatility to create unlimited architectural features for outdoor living spaces.



PALLET INFORMATION

| ARTFORMS™ | | SQFT/ PALLET | SQFT/ LAYER | LAYER/ PALLET | UNITS/ PALLET | WEIGHT/ PALLET |
|--------------|-------------|-----------------|----------------|------------------|------------------|-------------------|
| OPEN END | 18 x 36 x 3 | 81 | 9 | 9 | 9 | 2745 |
| CLOSE END | 18 x 36 x 3 | | | | 9 | |
| OPEN END | 6 x 36 x 3 | 31.5 | 10.5 | 3 | 3 | 1095 |
| CLOSE END | 6 x 36 x 3 | | | | 18 | |

SHAPES & SIZES

18 X 36



18 x 36 x 3
Pallets contain both open and close ended units

6 X 36



6 x 36 x 3
Pallets contain both open and close ended units

INSTALLATION HARDWARE*



ANCHOR SLIDE & NUT
50 units per box



JOINING PLATE
10 units per box



OUTER CORNER
10 units per box



INNER CORNER
10 units per box



STRETCHER
10 units per box

*Installation hardware is sold separately



ANTHRACITE



HICKORY



SCANDINA GRAY

LEARN MORE

View the product page on [Belgard.com](https://www.belgard.com) for more information



TECHNICAL SPECS

- Large format high-strength concrete panels
- Mechanically fastened with stainless steel hardware
- Ideal for outdoor living projects of all sizes
- Suitable for rooftop applications
- Efficient installation with minimal waste
- Minimal disruption for property owner
- Easily added to existing projects
- Endless design possibilities for outdoor living features including seat walls, fire and water features, planters, and outdoor kitchens

QUALITY FOR LIFE

Every step of our manufacturing process incorporates rigorous research, testing and quality assurance. We demand the highest quality from each of our facilities across North America. We believe in creating world class building products that stand the test of time. See our lifetime warranty at [Belgard.com/Warranty](https://www.belgard.com/Warranty)

Due to the natural materials in our products, colors may vary from those shown on the cut sheet. We recommend viewing actual product samples to ensure the perfect color and finish for each project.

BORDEAUX™ SERIES

Grill Island & Fire Features

Timeless stackstone design with accents that emulate polished limestone, the components of this series transform outdoor living spaces with a coordinated, cohesive look.



SHAPES & SIZES

FIREPLACE



2'7"D x 4'3"W x 7'8"H
Pallet Weight: 4,170

WOOD BOXES



2'1¼"D x 3'3"W x 3'1"H Each
Sold as a pair
Pallet Weight: 3,070

LINEAR FIREPLACE



3'6½"D x 7'8"W x 4'5¼"H
Pallet Weight: 4,000

GRILL ISLAND



2'6"D x 5'11"W x 3'5"H
Grill & Doors included
Pallet Weight: 3,260

LINEAR FIRE TABLE



2'11"D x 6'2"W x 2'5"H
Pallet Weight: 2,500



PEWTER/MIDNIGHT ACCENT



SIENNA/BUFF ACCENT



SIENNA/MIDNIGHT ACCENT

LEARN MORE

View the product page on **Belgard.com** for more information



TECHNICAL SPECS

- Pre-assembled modular features are each packaged as one unit that can be installed in hours versus days
- Units include fork slot configurations for easy transport and installation
- Fireplaces can be retro-fitted for gas burning log sets and burners
- Grill islands include stainless steel grill and door set—specify propane or natural gas when ordering

PLEASE NOTE: Be sure to check with your local municipality for any codes that may affect your installation.

Body Color

Accent Color



QUALITY FOR LIFE

Every step of our manufacturing process incorporates rigorous research, testing and quality assurance. We demand the highest quality from each of our facilities across North America. We believe in creating world class building products that stand the test of time. See our lifetime warranty at **Belgard.com/Warranty**

Due to the natural materials in our products, colors may vary from those shown on the cut sheet. We recommend viewing actual product samples to ensure the perfect color and finish for each project.

MELVILLE™ SERIES

Grill Island & Fire Features

Stunning linear design features a smooth face and clean lines to deliver a sleek, contemporary style. Components work together to provide a cohesive finished look.



SHAPES & SIZES

FIREPLACE



2'7"D x 4'3"W x 7'8"H
Pallet Weight: 4,170

WOOD BOXES



2'1¼"D x 3'3"W x 3'1"H Each
Sold as a pair
Pallet Weight: 3,070

LINEAR FIREPLACE



3'6½"D x 7'8"W x 4'5¼"H
Pallet Weight: 4,000

GRILL ISLAND



2'6"D x 5'11"W x 3'5"H
Grill & Doors included
Pallet Weight: 3,260

LINEAR FIRE TABLE



2'11"D x 6'2"W x 2'5"H
Pallet Weight: 2,500



SCANDINA GRAY/MIDNIGHT ACCENT

LEARN MORE

View the product page on [Belgard.com](https://www.belgard.com) for more information



Body Color

Accent Color



TECHNICAL SPECS

- Coordinates with Melville™ Wall and Melville™ Tandem Wall
- Pre-assembled modular features are each packaged as one unit that can be installed in hours versus days
- Units include fork slot configurations for easy transport and installation
- Fireplaces can be retro-fitted for gas burning log sets and burners
- Grill islands include stainless steel grill and door set — specify propane or natural gas when ordering

PLEASE NOTE: Be sure to check with your local municipality for any codes that may affect your installation.

QUALITY FOR LIFE

Every step of our manufacturing process incorporates rigorous research, testing and quality assurance. We demand the highest quality from each of our facilities across North America. We believe in creating world class building products that stand the test of time. See our lifetime warranty at [Belgard.com/Warranty](https://www.belgard.com/Warranty)

Due to the natural materials in our products, colors may vary from those shown on the cut sheet. We recommend viewing actual product samples to ensure the perfect color and finish for each project.

MELVILLE™

Fire Pit

Special wedge-shaped blocks of our smooth-faced Melville Wall create this circular fire pit to perfectly complement our Melville Series of walls and outdoor features.



ROUND FIRE PIT

- 54 $\frac{3}{8}$ " outside diameter
- 34 $\frac{3}{8}$ " inside diameter
- Stacks 4 rows high - 72 pieces per pallet
- Anchor Cap sold separately.
- Elements inserts sold separately.
- Pallet Weight: 1921

SHAPES & SIZES

WEDGE



4 x 9 $\frac{1}{2}$ x 10

FIRE INSERT



Item #70580597
Elements 34" Smoke-less
Wood Fire Pit Insert

GAS INSERT



Item #70585063
Elements 34" Round Gas
Fire Pit Burner Kit



ANTHRACITE



HICKORY



SCANDINA GRAY



SHADED GRAY

LEARN MORE

View the product page on **Belgard.com** for more information



TECHNICAL SPECS

- Special wedge-shaped blocks of Melville Wall
- Coordinates with the Melville Series of kitchen and fire features
- Pallet includes all blocks needed to complete circular fire pit

QUALITY FOR LIFE


Every step of our manufacturing process incorporates rigorous research, testing and quality assurance. We demand the highest quality from each of our facilities across North America. We believe in creating world class building products that stand the test of time. See our lifetime warranty at **Belgard.com/Warranty**

Due to the natural materials in our products, colors may vary from those shown on the cut sheet. We recommend viewing actual product samples to ensure the perfect color and finish for each project.

WESTON STONE™

Fire Pit Kit

With the look of tumbled cut stone, this fire pit makes a beautiful addition to any outdoor living space and is the ideal complement to projects with Weston Stone walls.



ROUND FIRE PIT I

- 53" outside diameter
- 35" inside diameter
- Stacks 3 rows high
- Anchor Cap sold separately
- Metal ring insert is included

ROUND FIRE PIT II

- 52" outside diameter
- 36" inside diameter
- Stacks 4 rows high
- Anchor Cap sold separately
- Elements Smokeless Insert is included

SHAPES & SIZES

4 X 8



4 x 8 x 8

SMOKE-LESS INSERT



Outer Rim: 34"
Inner Rim: 26"
Height: 12"
Base Outer Diameter: 29"
Fit 29½" to 32"
Internal diameter



ANTHRACITE



BRITTANY BEIGE

LEARN MORE

View the product page on [Belgard.com](https://www.belgard.com) for more information



TECHNICAL SPECS

- Quick and easy to assemble with all needed wall units on a single pallet
- A beautiful complement to projects with Weston Stone™ walls
- Inserts and caps sold separately

QUALITY FOR LIFE

Every step of our manufacturing process incorporates rigorous research, testing and quality assurance. We demand the highest quality from each of our facilities across North America. We believe in creating world class building products that stand the test of time. See our lifetime warranty at [Belgard.com/Warranty](https://www.belgard.com/Warranty)

Due to the natural materials in our products, colors may vary from those shown on the cut sheet. We recommend viewing actual product samples to ensure the perfect color and finish for each project.

ENHANCED OUTDOOR LIVING

COMPLETE THE VISION

Appliances & Accents



WANT MORE
KITCHEN, FIRE OR
WATER FEATURES?

ElementsHome.com



FIRE PITS & BOWLS

Artisan fire features and planters to enhance the style of any space.



Artisan Cast Stone
Rectangle Fire Pit



Artisan Cast Stone
Square Bowl




FIRE PIT INSERTS

Burner kits and inserts for easy installation of fire features.



Elements Round Gas
Fire Pit Burner Kit



Smoke-less
Fire Pit Insert

ARTFORMS™ + ELEMENTS™

Our Artforms™ Modular Panel System is designed to work seamlessly with Elements™ appliances and accessories for the efficient installation of contemporary outdoor kitchens and living rooms.

Pro Tip

Set yourself up for repeat business by phasing projects: Start with a patio now—add a kitchen next season!



OUTDOOR COOKING (carts available for freestanding options)

Gourmet cooking appliances for outfitting outdoor kitchens with grills, burners, smokers and more.



Elements Blue Diamond Kamado



Elements Griddle



Elements Pro Built-In Grill

OUTDOOR KITCHEN STORAGE

Storage and refrigeration for enhancing functionality.



Elements 2-Bin Trash Door



Elements Double Drawers



Elements 22" Outdoor Refrigerator



BELGARD
PAVES THE WAY

BELGARD
PAVES THE WAY

BELGARD
PAVES THE WAY

OLDCASTLE

RESOURCES FOR EVERY STEP

EXPLORE LAYING PATTERNS,
DESIGN TOOLS, AND BUSINESS
RESOURCES THAT MAKE EVERY
PROJECT EASIER AND EVERY
RESULT EXCEPTIONAL



EXPLORE THE 2026

COLOR OFFERINGS

With so many shades, hues and variations, we've made it easy to create the exact aesthetic and personality to fit each vision.

*Available in Pavers Only **Available in Walls Only

Solid Colors


Products with a consistent color tone throughout are primarily used for design accents or to create a neutral backdrop.



GRAY



MIDNIGHT*



MOONLIGHT



TAN**



ROSEWOOD*



PEARL



FOG



BOURBON

Tone-on-Tone Colors

Subtle shifts in shade and tone within the same color family are often used to create a contemporary look.



SCANDINA GRAY



SHADED GRAY*



ANTHRACITE



SEPIA*



HICKORY*


Due to the natural materials in our products, colors may vary from those shown in our catalog. We recommend viewing actual product samples to ensure the perfect color and finish for each project.

Blended Colors

Blends of three or more complementary or contrasting colors create a more dramatic look.



CHESWICK



OXFORD**



NEWPORT GRAY



GALWAY*



ASHWOOD



IRON BAY*



ASPEN BLEND



FOSSIL BEIGE*



SHELBY BLEND**



BRITTANY BEIGE



HERITAGE**



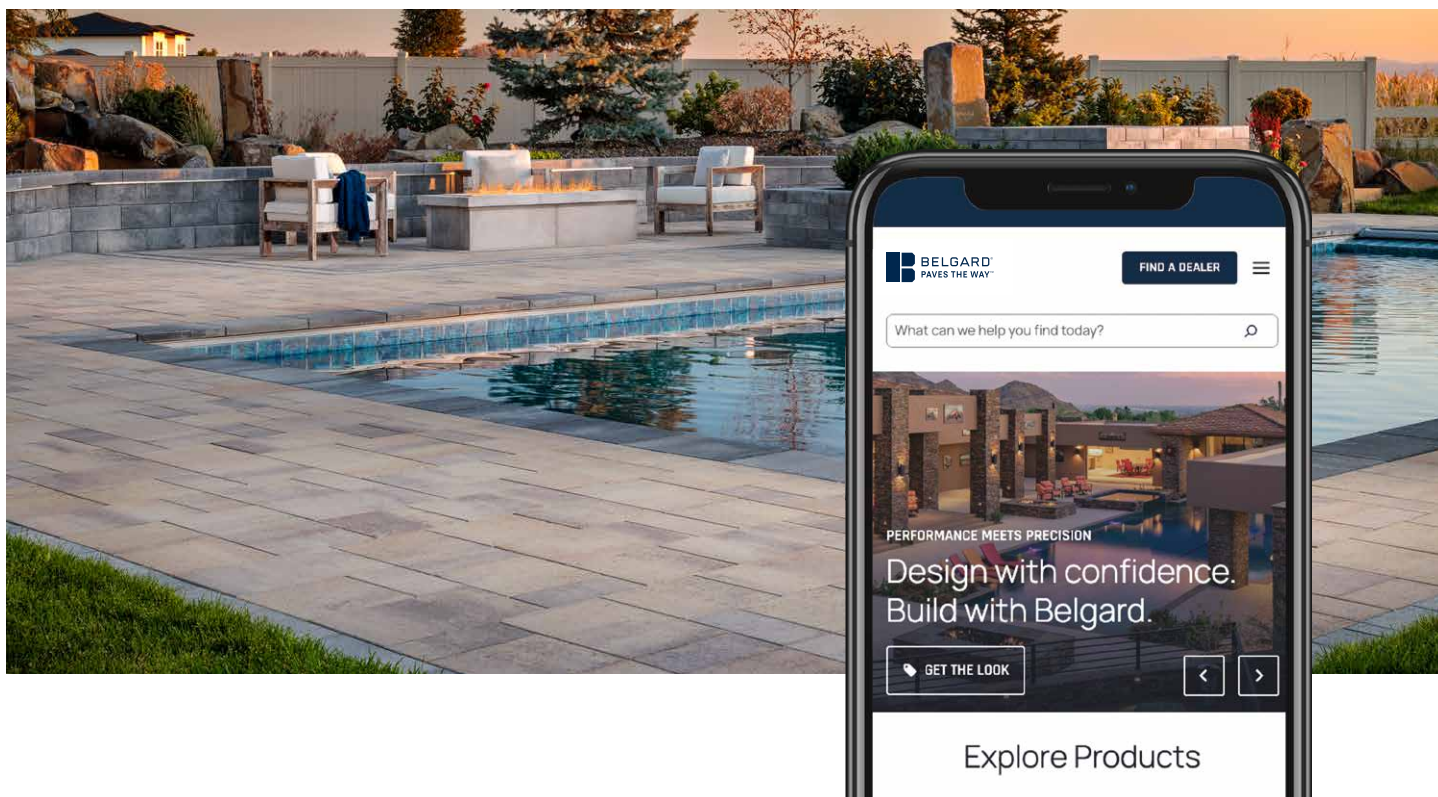
HERITAGE**



TEAK

GO BEYOND COLOR

Discover how color is just the beginning. Explore **Belgard.com** for endless inspiration and complete your outdoor living vision with local products.



PAVER TECHNOLOGY GUIDE


OPTIONS THAT PERFORM FOR EVERY LIFESTYLE

Choose textures and tones for the desired look, with performance engineered for how the space will be used. No matter the climate or site conditions, the right paver technology stands up to everyday life and delivers lasting style.

The Right Paver Technology for the Right Project, Every Time.



Featured Product:
Dimensions™ 18 with DuraFusion



Featured Product:
Dimensions™ 12 with ColorTech




Core Mix

A staple in outdoor patio design, offering consistent color through the whole paver to minimize wear.



DuraFusion™

Ideal for design-forward projects and regions with harsh or unpredictable winter weather.



ColorTech™

Factory-applied finish for sun-exposed spaces where long-lasting color and easy maintenance matter most.



DuraFusion™ + ColorTech™

Ultimate protection offers lasting durability, bold texture, and vibrant color.



DURAFUSION
Papyrus



COLORTECH
Mega Arbel




CORE MIX
Geometric Shapes

DURAFUSION
Dimensions 6 x 9

CORE MIX
Dimensions 12 x 24

DURAFUSION + COLORTECH
Brooklyn



CORE MIX
Origins 18



DURAFUSION
Origins 12

COLORTECH
Brooklyn

PROTECT THEIR INVESTMENT

MAINTENANCE & PROTECTION

For 40 years, Techniseal® products have been trusted by residential and commercial hardscape installers. As a one-stop shop, Belgard offers Techniseal sealers, adhesives and edging to achieve long-lasting results.



WANT MORE
PRODUCT OPTIONS?

Belgard.com/Techniseal



REMOVE STAINS

Tackle tough surface stains with specially formulated stain removers.



Rust stain
remover



Dirt & grease
stain remover

ELIMINATE EFFLORESCENCE

Maintain and restore the beauty of your hardscape surfaces.



Paver restorer
removes haze
created by some
polymeric sands



Paver Prep dislodges
efflorescence and
ground-in dirt

PREVENT WEEDS & EROSION

Enhance aesthetics, durability and stability of paver projects.



The smart choice
for everyday
installations




High-performance,
the only real
no-haze, no-dust
alternative



Maintenance Tip

Allow pavers to cure prior to sealant application. Discuss with your representative, as cure time varies by climate. Maintain the long-term beauty of pavers by cleaning and resealing every 3 to 5 years.



STAIN RESISTANCE

Protect pavers or enhance color with top quality sealers.



Natural look with matte finish, preserves the natural beauty of pavers

Color Boost CB+ matte finish, enhances the color of pavers

ENHANCE STABILITY

NextGel™ technology ensures stability of patios and walkways.



Fortified hardscape concrete edging

SUPERIOR STRENGTH

Bond construction materials 50% faster (8-minute bond time).



Hardscape foam adhesive

PARTNERING FOR YOUR SUCCESS

BELGARD AUTHORIZED CONTRACTOR PROGRAM



**SIGN UP
TODAY**

[Belgard.com/Pro](https://belgard.com/Pro)



✓ **Exclusive Sales Tools**

Win more jobs with custom resources.

✓ **Priority Leads**

Get homeowner inquiries first.

✓ **Homeowner Financing**

Offer flexible payment options.

✓ **VIP Events**

Network and learn at exclusive gatherings.



GROW YOUR BUSINESS WITH BELGARD

BUILD SKILLS. BOOST PROFITS. DRIVE SUCCESS.

Hands-On Learning

Master hardscape techniques and trends through interactive sessions.

Industry Certifications

Earn credentials that build trust and set you apart.

Networking That Counts

Connect with pros, share ideas, and grow partnerships.

Flexible Learning Options

Learn in person or online—anytime, anywhere.



**FIND
TRAINING**

[Beldgard.com/Training](https://Belgard.com/Training)



**BUILD MORE, EARN MORE
WITH BELGARD.**

Oldcastle® APG Partner Rewards is a contractor loyalty program that not only provides rewards for your purchases across numerous Oldcastle® APG brands, it also opens the door for opportunities to grow your business. Let's build your business together.



— Oldcastle[®]APG —
**PARTNER
REWARDS**

**ENROLL
TODAY**

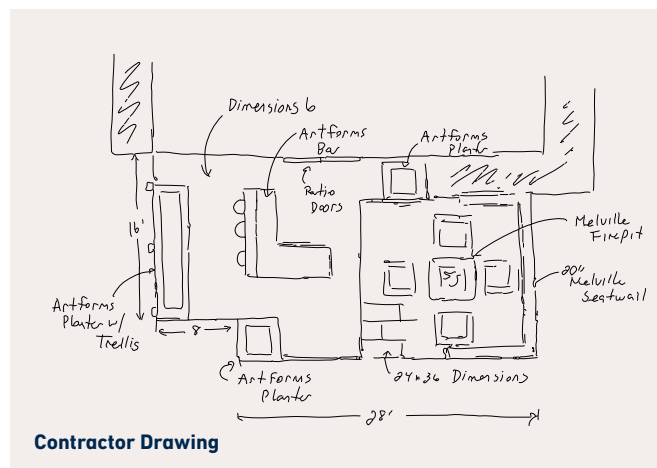
OldcastlePartnerRewards.com



CLOSE SALES FASTER

BELGARD DESIGN STUDIO

Showing homeowners a clear vision of their project is key to closing the deal. Belgard Design Studio gives you customizable templates and augmented reality tools that make it easy for clients to picture their finished space. By helping them see the design come to life, you remove hesitation and give them the confidence to say yes.




BELGARD DESIGN STUDIO

Turn your personal photos & sketches into customized 3D digital renderings.



[Belgard.com/DesignStudio](https://belgard.com/DesignStudio)



BELGARD RESOURCES

ARTFORMS IDEA BOOK



ARTFORMS IDEA BOOK - SPANISH



INSTALLATION GUIDE

FIND YOUR SALES REP

Need help with designs?



[Belgard.com/Rooms](https://www.belgard.com/Rooms)

Browse hundreds of pre-designed outdoor living spaces that simplify planning, design, and installation for your dream backyard.

- Create sharable collections of favorite designs
- Customize layouts and materials with Design Studio
- Get full plans with materials lists



INCLUDING
AUGMENTED
REALITY!




LAYING PATTERNS

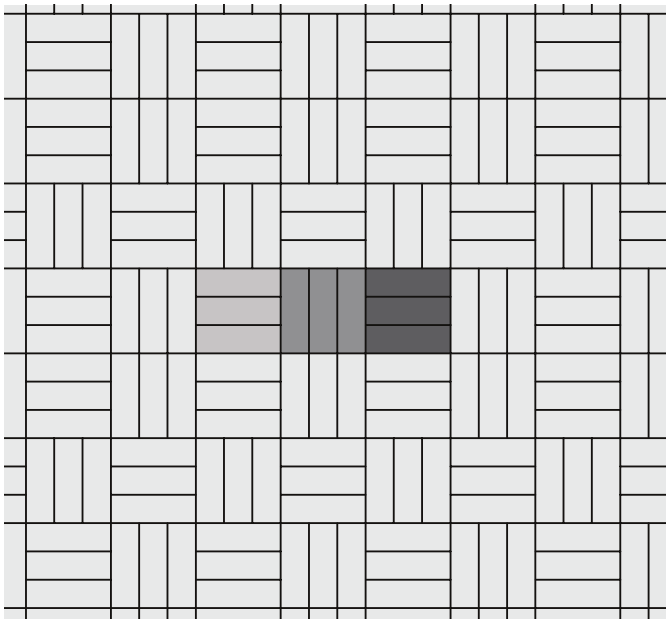
AutoCAD® hatch pattern files can be downloaded from belgard.com for use in architectural drawings.

Brooklyn™

Running Bond | 100% 3 x 9




Basket Weave | 100% 3 x 9



Charlestone™

Running Bond | 25% 6 x 6, 33% 6 x 9, 42% 6 x 12



Important
Note


Some patterns may not necessarily reflect the percentages of stone sizes within a particular pallet. In some cases you may have extras in one or more of the sizes. **This must be accounted for in your planning and design.**

Important Note


Some patterns may not necessarily reflect the percentages of stone sizes within a particular pallet. In some cases you may have extras in one or more of the sizes. **This must be accounted for in your planning and design.**

Dimensions™ 6 | Origins™ 6


3-Piece



Herringbone



Running Bond




Important Note

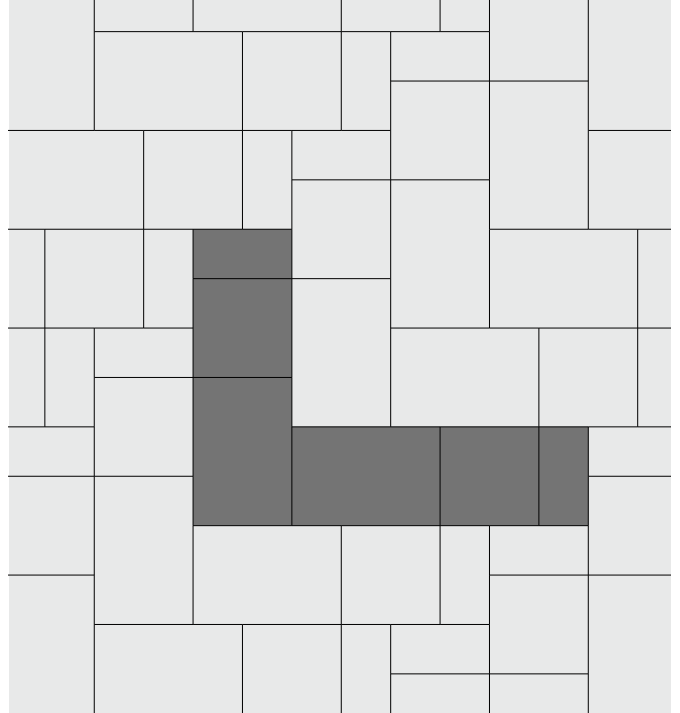
Some patterns may not necessarily reflect the percentages of stone sizes within a particular pallet. In some cases you may have extras in one or more of the sizes. **This must be accounted for in your planning and design.**

Dimensions™ 12 | Origins™ 12


3-Piece



Herringbone



Running Bond

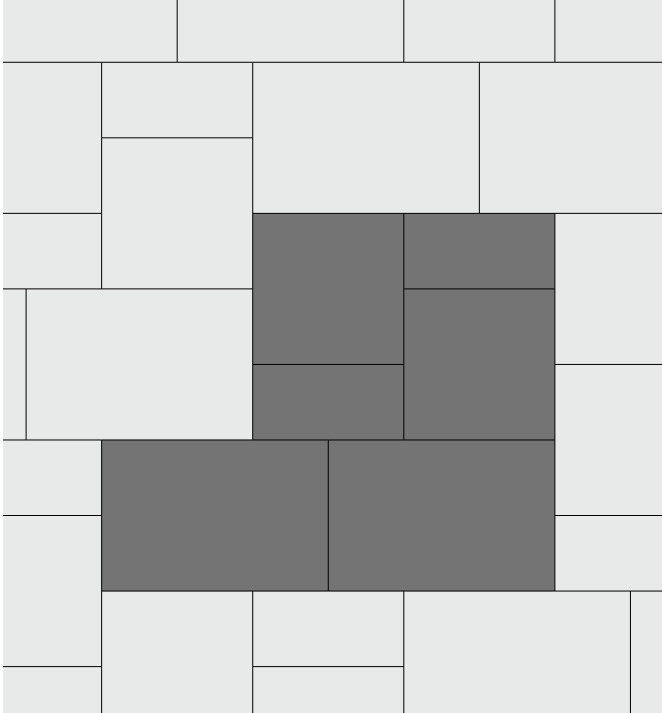


Important Note

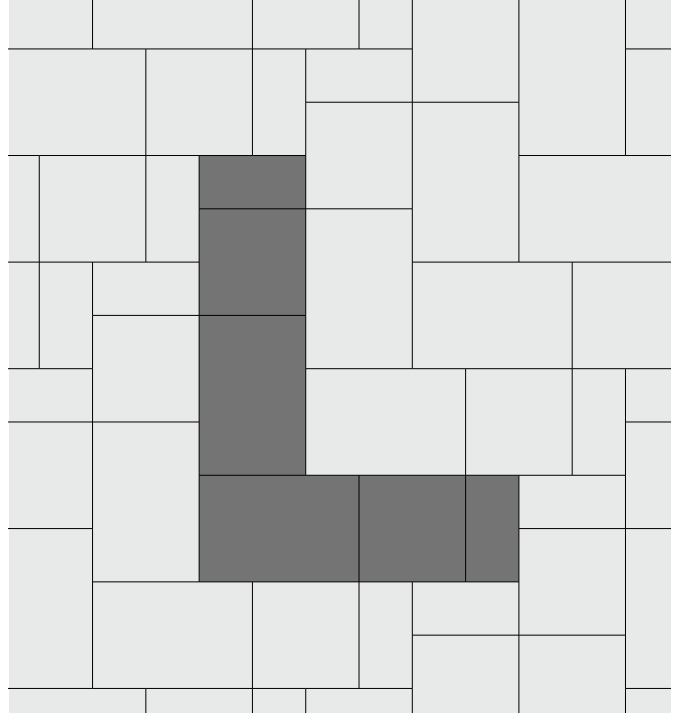
Some patterns may not necessarily reflect the percentages of stone sizes within a particular pallet. In some cases you may have extras in one or more of the sizes. **This must be accounted for in your planning and design.**

Dimensions™ 18 | Origins™ 18 | Papyrus™ 18


3-Piece



Herringbone



Running Bond




Important Note

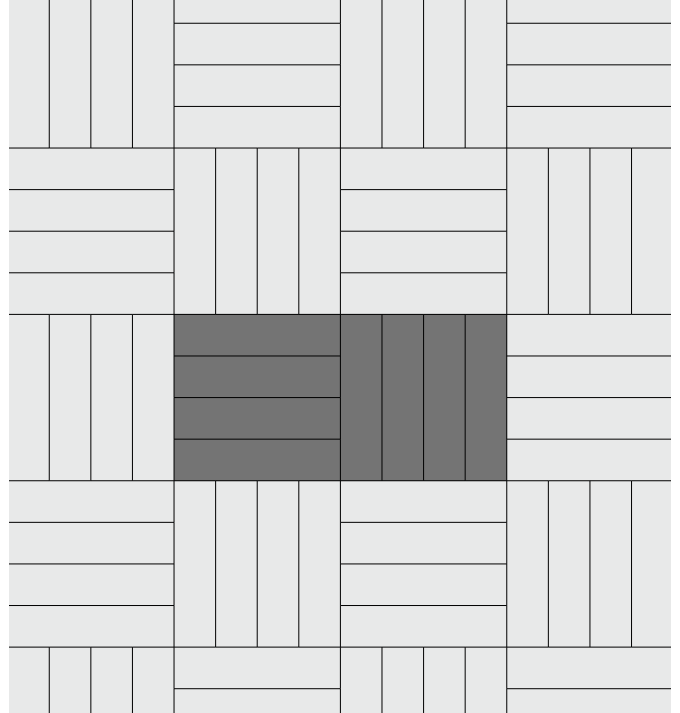
Some patterns may not necessarily reflect the percentages of stone sizes within a particular pallet. In some cases you may have extras in one or more of the sizes. **This must be accounted for in your planning and design.**

Dimensions™ Paver


Running Bond | 100% 3 x 12




Basket Weave | 100% 3 x 12



Herringbone | 100% 3 x 12



Running Bond | 100% 6 x 9




Important Note


Some patterns may not necessarily reflect the percentages of stone sizes within a particular pallet. In some cases you may have extras in one or more of the sizes. **This must be accounted for in your planning and design.**

Dimensions™ Paver


Basket Weave | 100% 6 x 9




Herringbone | 100% 6 x 9



Running Bond | 100% 6 x 12



Herringbone | 100% 6 x 12




Important Note


Some patterns may not necessarily reflect the percentages of stone sizes within a particular pallet. In some cases you may have extras in one or more of the sizes. **This must be accounted for in your planning and design.**

Dimensions™ Slab

Stack Bond | 100% 12 x 24




Running Bond | 100% 12 x 24




Geometric Shapes

Hexagon | 100% 10 $\frac{1}{2}$ x 12



Diamond | 100% 12 x 12




Important Note


Some patterns may not necessarily reflect the percentages of stone sizes within a particular pallet. In some cases you may have extras in one or more of the sizes. **This must be accounted for in your planning and design.**

Holland Stone


Running Bond | 100% 4 x 8



Herringbone | 100% 4 x 8



Basket Weave | 100% 4 x 8




Important Note


Some patterns may not necessarily reflect the percentages of stone sizes within a particular pallet. In some cases you may have extras in one or more of the sizes. **This must be accounted for in your planning and design.**

Aqualine™

Running Bond | 100% 4½ x 9




Basket Weave | 100% 4½ x 9




Dublin Cobble®

Pattern A | 17% 6 x 3, 33% 6 x 6, 50% 6 x 9



Pattern B | 17% 6 x 3, 33% 6 x 6, 50% 6 x 9

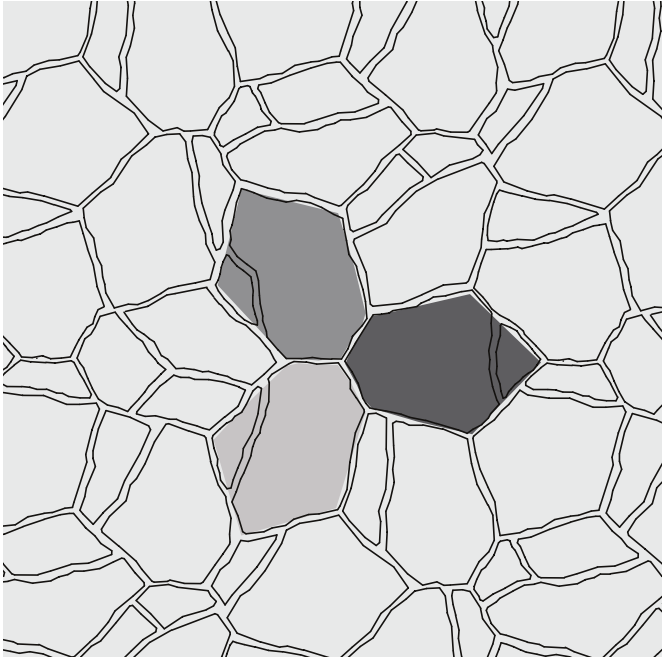


Important Note

Some patterns may not necessarily reflect the percentages of stone sizes within a particular pallet. In some cases you may have extras in one or more of the sizes. **This must be accounted for in your planning and design.**

Mega-Arbel®

Cloverleaf | 100% 15 $\frac{3}{8}$ x 21



Every Outdoor Possibility. One Trusted Partner.

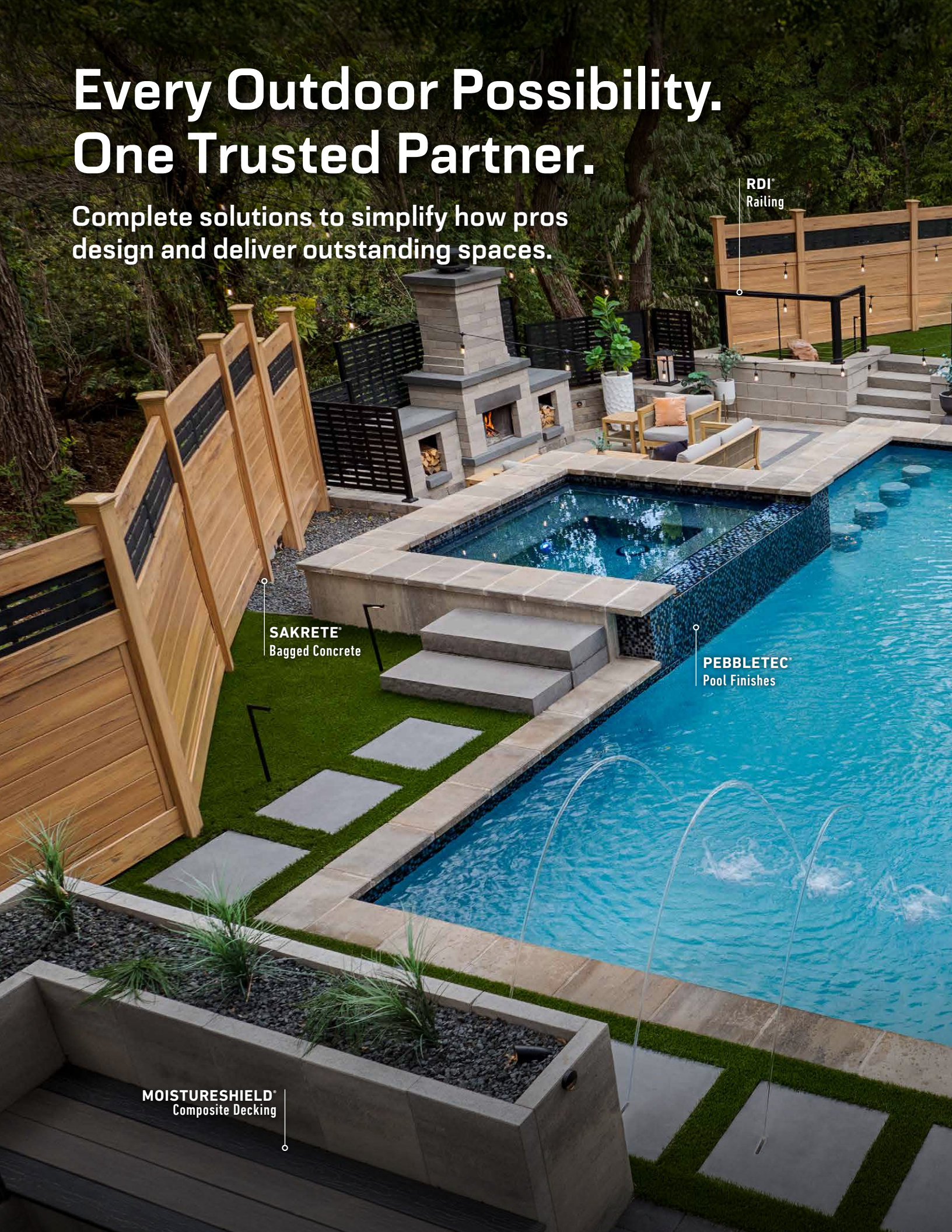
Complete solutions to simplify how pros
design and deliver outstanding spaces.

RDI®
Railing

SAKRETE®
Bagged Concrete

PEBBLETEC®
Pool Finishes

MOISTURESHIELD®
Composite Decking



CATALYST™
Fencing

FREESTYLE™
Shade & Privacy

ELEMENTS™
Outdoor Cooking

TECHNISEAL®
Finish & Protect

BELGARD®
Hardscapes



Oldcastle® APG

A CRH COMPANY

Oldcastle® APG transforms how pros approach outdoor projects with integrated hardscape, decking, fencing and railing solutions backed by the expertise and resources of one powerful partner. The result is streamlined planning, smoother installs and elevated spaces that help more clients Live Well Outside.

OldcastleAPG.com

BELGARD®

AN OLDCASTLE® APG OUTDOOR BRAND

BELGARD.COM

© 2026 Oldcastle® APG, Inc. All Rights Reserved. BEL25-D-556022 | Ash Grove | Revised 01/2026