

BELGARD®

Pro Consultation Guide



AQUALINE™

Permeable Paver | 80mm

Environmentally-friendly, timeless aesthetics provide effective rainwater management in both pedestrian and vehicular applications.



DURAFUSION
TECHNOLOGY



DRIVEWAY
APPROVED



MECHANICAL
INSTALL



PERMEABLE
APPLICATION



ACCESSIBLE
SURFACE

PALLET INFORMATION

AQUALINE™		SQFT/ PALLET	UNITS/ LAYER	SQFT/ LAYER	LAYER/ PALLET	WEIGHT/ PALLET
PAVER	110 x 221.5 x 80mm 4 ⁵ / ₁₆ x 8 ³ / ₄ x 3 ¹ / ₈ "	73.7	-	10.5	7	1225 kg / 2700 lbs

SHAPES & SIZES

PAVER



110 x 221.5 x 80mm
4⁵/₁₆ x 8³/₄ x 3¹/₈"

All Colours Are Special Order



MIDNIGHT 



NATURAL 



SHADED GREY 


LEARN MORE

View the product page on **Belgard.com** for more information



TECHNICAL SPECS

- Interlocking spacer bars for increased structural performance
- Surface and micro-chamfer are ACA (Accessible Canada Regulation) compliant and minimize wheelchair vibration
- True installed dimensions for design optimization
- Optimal joint openings for infiltration and maintenance
- Can eliminate stormwater runoff and improve water quality
- Meets the requirements of ASTM C936
- Chamfer Width: 3 mm
- Spacer Bar Width: 10 mm
- Surface Infiltration Rate: > 500 inches per hour (varies based on joint infill gradation)
- Surface Open Area: 10%
- Can be installed mechanically with herringbone pallet layout

 **DuraFusion™ Technology**
A bold, vibrant finish with a smoother, tighter texture.

QUALITY FOR LIFE

Every step of our manufacturing process incorporates rigorous research, testing and quality assurance. We demand the highest quality from each of our facilities across North America. We believe in creating world class building products that stand the test of time. See our lifetime warranty at **Belgard.com/Warranty**

Due to the natural materials in our products, colours may vary from those shown on the cut sheet. We recommend viewing actual product samples to ensure the perfect colour and finish for each project.

BELGIAN COBBLE®

Paver | 60mm

Emulating the look of creek bed stones, this multi-piece system is enriched with DuraFusion technology for enhanced texture and wear-resistance. With seven unique shapes for creating natural random patterns, it can also be installed as a permeable system.



PALLET INFORMATION

BELGIAN COBBLE®		SQFT/ PALLET	UNITS/ LAYER	SQFT/ LAYER	LAYER/ PALLET	WEIGHT/ PALLET
MULTIPIECE	Variable x 60mm Variable x 2 3/8"	74	-	7.4	10	814 kg / 1795 lbs

SHAPES & SIZES

MULTIPIECE



Variable x 60mm
Variable x 2 3/8"



MIDNIGHT 

LEARN MORE

View the product page on **Belgard.com** for more information



TECHNICAL SPECS

- Seven unique shapes create a random pattern
- Ideal for use as either the primary field, or as an accent or border
- Can be installed as either a standard or permeable system
- Permeable pavement installation requires site-specific engineering and proper base, bedding and joint aggregate material
- Techniseal polymeric jointing sand recommended for non-permeable applications
- Applications include walkways, patios, accents, borders and residential driveways



DuraFusion™ Technology

A bold, vibrant finish with a smoother, tighter texture.

QUALITY FOR LIFE

Every step of our manufacturing process incorporates rigorous research, testing and quality assurance. We demand the highest quality from each of our facilities across North America. We believe in creating world class building products that stand the test of time. See our lifetime warranty at **Belgard.com/Warranty**

Due to the natural materials in our products, colours may vary from those shown on the cut sheet. We recommend viewing actual product samples to ensure the perfect colour and finish for each project.

BELGARD®

AN OLDCASTLE® APG OUTDOOR BRAND

ALBERTA
28234 Acheson Road
Acheson, AB, T7X 6A9
Toll Free: 1.800.232.9443

ALBERTA SOUTH
260032 RR 291
Rockyview County, AB, T4A 0T8
Toll Free: 1.800.279.3728

BRITISH COLUMBIA
8910 River Road
Delta BC, V4G 1B5


MANITOBA
1436 Chevrier Blvd
Winnipeg, MB, R3T 1Y6
Toll Free: 1.800.262.8869

© 2026 Oldcastle® APG, Inc. All Rights Reserved. BEL25-D-555250 | Canada | Revised 01/2026

BROOKLYN™

Paver | 60mm

Its warm, weathered stone appearance and texture delivers a timeless look enriched with DuraFusion Technology for enhanced texture and wear-resistance.



MODULAR
SIZING



DURAFUSION
TECHNOLOGY



DRIVEWAY
APPROVED



ACCESSIBLE
SURFACE

PALLET INFORMATION


BROOKLYN™		SQFT/ PALLET	UNITS/ LAYER	SQFT/ LAYER	LAYER/ PALLET	WEIGHT/ PALLET
3 X 9	76 x 229 x 60mm 3 x 9 x 2 3/8"	103.13	-	10.3	10	1262 kg / 2783 lbs

SHAPES & SIZES

3 X 9



76 x 229 x 60mm
3 x 9 x 2 3/8"




BOURBON 



MIDNIGHT 



ROSEWOOD 

LEARN MORE

View the product page on **Belgard.com** for more information



TECHNICAL SPECS

- True 3" increments for simplified design, quoting and ordering
- Compatible with all modular paver lines—look for Modular Sizing icon
- Modular dimensions reduce cuts, installation time, and waste
- Modular compatibility allows more creative pattern options
- Maximized pallet layout for jobsite efficiencies
- Ideal for walkways, patios, borders, accents and residential driveways
- Can be used to construct ACA (Accessible Canada Regulation) compliant pavement

DuraFusion™ Technology

A bold, vibrant finish with a smoother, tighter texture.

QUALITY FOR LIFE

Every step of our manufacturing process incorporates rigorous research, testing and quality assurance. We demand the highest quality from each of our facilities across North America. We believe in creating world class building products that stand the test of time. See our lifetime warranty at **Belgard.com/Warranty**

Due to the natural materials in our products, colours may vary from those shown on the cut sheet. We recommend viewing actual product samples to ensure the perfect colour and finish for each project.

CHARLESTONE™

3-Piece Paver | 60mm

Reminiscent of early American streets, these pavers offer the look of hand-cobbled stone and are enriched with DuraFusion Technology for enhanced texture and wear-resistance.



MODULAR
SIZING



DURAFUSION
TECHNOLOGY



DRIVEWAY
APPROVED



MECHANICAL
INSTALL

PALLET INFORMATION

CHARLESTONE™		SQFT/ PALLET	UNITS/ LAYER	SQFT/ LAYER	LAYER/ PALLET	WEIGHT/ PALLET
3-PIECE 60MM	152 x 152 x 60mm 6 x 6 x 2 ³ / ₈ "	103.9	-	103.9	10	1360 kg / 3000 lbs
	115 x 229 x 60mm 6 x 9 x 2 ³ / ₈ "					
	115 x 304 x 60mm 6 x 12 x 2 ³ / ₈ "					

SHAPES & SIZES

3-PIECE | 60MM



152 x 152 x 60mm
6 x 6 x 2³/₈"



115 x 229 x 60mm
6 x 9 x 2³/₈"




115 x 304 x 60mm
6 x 12 x 2³/₈"



CHESWICK 



IRON BAY 



MIDNIGHT 

LEARN MORE

View the product page on **Belgard.com** for more information



TECHNICAL SPECS

- True 3" increments for simplified design, quoting and ordering
- Compatible with all modular paver lines—look for Modular Sizing icon
- Modular dimensions reduce cuts, installation time, and waste
- Modular compatibility allows more creative pattern options
- Maximized pallet layout for jobsite efficiencies
- Pallet optimized for both mechanical and manual installation
- Particularly ideal for driveways and walkways



DuraFusion™ Technology

A bold, vibrant finish with a smoother, tighter texture.

QUALITY FOR LIFE

Every step of our manufacturing process incorporates rigorous research, testing and quality assurance. We demand the highest quality from each of our facilities across North America. We believe in creating world class building products that stand the test of time. See our lifetime warranty at **Belgard.com/Warranty**

Due to the natural materials in our products, colours may vary from those shown on the cut sheet. We recommend viewing actual product samples to ensure the perfect colour and finish for each project.

CLASSIC STANDARD

Paver | 60mm | 80mm*

The distinct smooth face, clean lines and superior wear-resistance of DuraFusion Technology makes this paver a perennial classic that is versatile and provides a polished aesthetic.



DURAFUSION
TECHNOLOGY



DRIVEWAY
APPROVED



ACCESSIBLE
SURFACE

PALLET INFORMATION

	CLASSIC STANDARD	SQFT/ PALLET	UNITS/ LAYER	SQFT/ LAYER	LAYER/ PALLET	WEIGHT/ PALLET
HALF STANDARD	112.5 x 112.5 x 60mm 4 ⁷ / ₁₆ x 4 ⁷ / ₁₆ x 2 ³ / ₈ "	89	-	9.88	9	2502
STANDARD	112.5 x 225 x 60mm 4 ⁷ / ₁₆ x 8 ⁷ / ₈ x 2 ³ / ₈ "	98	-	10.88	9	2800
DOUBLE STANDARD	225 x 225 x 60mm 8 ⁷ / ₈ x 8 ⁷ / ₈ x 2 ³ / ₈ "	98	-	10.88	9	2800
STANDARD 80MM	112.5 x 225 x 80mm 4 ⁷ / ₁₆ x 8 ⁷ / ₈ x 3 ¹ / ₈ "	87.2	-	10.98	8	3300

SHAPES & SIZES

HALF STANDARD



112.5 x 112.5 x 60mm
4⁷/₁₆ x 4⁷/₁₆ x 2³/₈"

STANDARD



112.5 x 225 x 60mm
4⁷/₁₆ x 8⁷/₈ x 2³/₈"

DOUBLE STANDARD



225 x 225 x 60mm
8⁷/₈ x 8⁷/₈ x 2³/₈"

STANDARD 80MM



112.5 x 225 x 80mm
4⁷/₁₆ x 8⁷/₈ x 3¹/₈"


Available in British Columbia only. *80mm available in 4 x 8" only.
80mm Special Order, All Colours.



CHARCOAL 



CHESWICK 



HARVEST 



NATURAL 



SHADED GREY 

LEARN MORE

View the product page on **Belgard.com** for more information



TECHNICAL SPECS

- Multiple sizes for limitless design options
- Ideal for both residential and commercial applications
- 60MM thickness approved for residential vehicular applications only
- 80MM thickness approved for heavy vehicular loads
- Surface and micro-chamfer meet Canadian accessibility standards and help reduce wheelchair vibration



DuraFusion™ Technology

A bold, vibrant finish with a smoother, tighter texture.

QUALITY FOR LIFE


Every step of our manufacturing process incorporates rigorous research, testing and quality assurance. We demand the highest quality from each of our facilities across North America. We believe in creating world class building products that stand the test of time. See our lifetime warranty at **Belgard.com/Warranty**

Due to the natural materials in our products, colours may vary from those shown on the cut sheet. We recommend viewing actual product samples to ensure the perfect colour and finish for each project.

CORTEZ

Slab

Bringing modern design elements to residential and commercial applications alike, this slab's clean lines and striking colour blends are enriched with DuraFusion Technology for enhanced texture and wear-resistance.



DURAFUSION
TECHNOLOGY



ACCESSIBLE
SURFACE

PALLET INFORMATION

CORTEZ		SQFT/ PALLET	UNITS/ LAYER	SQFT/ LAYER	LAYER/ PALLET	WEIGHT/ PALLET
24 X 24	610 x 610 x 50mm 24 x 24 x 2"	88	–	22	11	930 kg / 2050 lbs
18 X 18	457 x 457 x 50mm 18 x 18 x 2"	90	–	40	10	907 kg / 2000 lbs

SHAPES & SIZES

24 X 24



610 x 610 x 50mm
24 x 24 x 2"


18 X 18



457 x 457 x 50mm
18 x 18 x 2"




GRANITE 



MIDNIGHT 



NATURAL 

LEARN MORE

View the product page on **Belgard.com** for more information



TECHNICAL SPECS

- Large-format sizes offer a clean look and efficient installation
- Ideal for in-ground installations of plazas, patios, courtyards and other pedestrian applications
- Two individual sizes offer pattern versatility
- Manufactured to CSA A231.2 specification
- Concrete strength: 8000 PSI (55 MPA)
- Absorption: Shall not exceed 5%
- Suitable for ACA (Accessible Canada Regulation) compliant installations



DuraFusion™ Technology

A bold, vibrant finish with a smoother, tighter texture

QUALITY FOR LIFE

Every step of our manufacturing process incorporates rigorous research, testing and quality assurance. We demand the highest quality from each of our facilities across North America. We believe in creating world class building products that stand the test of time. See our lifetime warranty at **Belgard.com/Warranty**

Due to the natural materials in our products, colours may vary from those shown on the cut sheet. We recommend viewing actual product samples to ensure the perfect colour and finish for each project.

BELGARD®

AN OLDCASTLE® APG OUTDOOR BRAND

ALBERTA
28234 Acheson Road
Acheson, AB, T7X 6A9
Toll Free: 1.800.232.9443

ALBERTA SOUTH
260032 RR 291
Rockyview County, AB, T4A 0T8
Toll Free: 1.800.279.3728


BRITISH COLUMBIA
8910 River Road
Delta BC, V4G 1B5

MANITOBA
1436 Chevrier Blvd
Winnipeg, MB, R3T 1Y6
Toll Free: 1.800.262.8869

DIMENSIONS™ 6

3-Piece System | 60mm

The smooth and consistent finish of DuraFusion Technology complements the clean lines and linear surface of Dimensions for contemporary style with enhanced colour and wear-resistance.



MODULAR
SIZING



DURAFUSION
TECHNOLOGY



DRIVEWAY
APPROVED



ACCESSIBLE
SURFACE

PALLET INFORMATION

DIMENSIONS™ 6 3-PIECE		SQFT/ PALLET	UNITS/ LAYER	SQFT/ LAYER	LAYER/ PALLET	WEIGHT/ PALLET
DIMENSIONS 6 60MM	76 x 152 x 60mm 3 x 6 x 2⅜"	120	—	12	10	1525 kg / 3362 lbs
	152 x 152 x 60mm 6 x 6 x 2⅜"					
	152 x 230 x 60mm 6 x 9 x 2⅜"					

SHAPES & SIZES

DIMENSIONS 6 | 60MM



76 x 152 x 60mm
3 x 6 x 2⅜"



152 x 152 x 60mm
6 x 6 x 2⅜"



152 x 230 x 60mm
6 x 9 x 2⅜"



ANTHRACITE 



CHESWICK 




HICKORY 
Special Order



SCANDINA GREY 



SEPIA 




SHADED GREY 

LEARN MORE

View the product page on Belgard.com for more information




PALLET LAYOUT



TECHNICAL SPECS

- True 3" increments for simplified design, quoting and ordering
- Compatible with all modular paver lines—look for Modular Sizing icon
- Modular dimensions reduce cuts, installation time, and waste
- Modular compatibility allows more creative pattern options
- Maximized pallet layout for jobsite efficiencies
- Surface and micro-chamfer meet Canadian accessibility standards and help reduce wheelchair vibration

 **DuraFusion™ Technology**
A bold, vibrant finish with a smoother, tighter texture

QUALITY FOR LIFE


Every step of our manufacturing process incorporates rigorous research, testing and quality assurance. We demand the highest quality from each of our facilities across North America. We believe in creating world class building products that stand the test of time. See our lifetime warranty at Belgard.com/Warranty

Due to the natural materials in our products, colours may vary from those shown on the cut sheet. We recommend viewing actual product samples to ensure the perfect colour and finish for each project.

DIMENSIONS™ 12

3-Piece System | 60mm | 80mm

The smooth and consistent finish of DuraFusion Technology complements the clean lines and linear surface of Dimensions for contemporary style with enhanced colour and wear-resistance.



MODULAR
SIZING



DURAFUSION
TECHNOLOGY



ACCESSIBLE
SURFACE

PALLET INFORMATION

DIMENSIONS™ 12 3-PIECE		SQFT/ PALLET	UNITS/ LAYER	SQFT/ LAYER	LAYER/ PALLET	WEIGHT/ PALLET
DIMENSIONS 12 60MM	152 x 305 x 60mm 6 x 12 x 2 3/8"	120	-	12	10	1541 kg / 3398 lbs
	305 x 305 x 60mm 12 x 12 x 2 3/8"					
	457 x 305 x 60mm 18 x 12 x 2 3/8"					
DIMENSIONS 12 80MM	152 x 305 x 80mm 6 x 12 x 3 1/8" (32 pcs)	96	-	-	8	1648 kg / 3634 lbs
	305 x 305 x 80mm 12 x 12 x 3 1/8" (32 pcs)					
	305 x 457 x 80mm 12 x 18 x 3 1/8" (32 pcs)					

SHAPES & SIZES

DIMENSIONS 12 | 60MM



152 x 305 x 60mm
6 x 12 x 2 3/8"



305 x 305 x 60mm
12 x 12 x 2 3/8"



457 x 305 x 60mm
18 x 12 x 2 3/8"

DIMENSIONS 12 | 80MM



152 x 305 x 80mm
6 x 12 x 3 1/8" (32 pcs)



305 x 305 x 80mm
12 x 12 x 3 1/8" (32 pcs)



305 x 457 x 80mm
12 x 18 x 3 1/8" (32 pcs)



ANTHRACITE 
80mm Special Order



CHESWICK 



HICKORY 
80mm Special Order



SCANDINA GREY 



SEPIA 
80mm Special Order



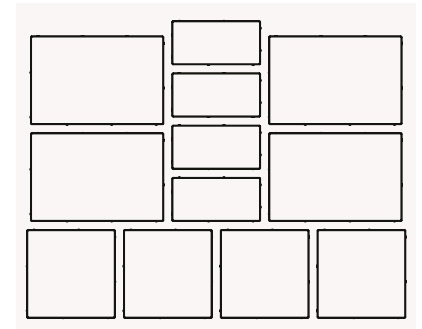
SHADED GREY 
80mm Special Order

LEARN MORE

View the product page on **Belgard.com** for more information



PALLET LAYOUT



TECHNICAL SPECS

- True 3" increments for simplified design, quoting and ordering
- Compatible with all modular paver lines—look for Modular Sizing icon
- Modular dimensions reduce cuts, installation time, and waste
- Modular compatibility allows more creative pattern options
- Maximized pallet layout for jobsite efficiencies
- Ideal for patios, walkways and pool decks
- 80mm system rated for residential vehicular applications
- Surface and micro-chamfer meet Canadian accessibility standards and help reduce wheelchair vibration

DuraFusion™ Technology

A bold, vibrant finish with a smoother, tighter texture

QUALITY FOR LIFE


Every step of our manufacturing process incorporates rigorous research, testing and quality assurance. We demand the highest quality from each of our facilities across North America. We believe in creating world class building products that stand the test of time. See our lifetime warranty at **Belgard.com/Warranty**

Due to the natural materials in our products, colours may vary from those shown on the cut sheet. We recommend viewing actual product samples to ensure the perfect colour and finish for each project.

DIMENSIONS™ 18

3-Piece System | 60mm

The smooth and consistent finish of DuraFusion Technology complements the clean lines and linear surface of Dimensions for contemporary style with enhanced colour and wear-resistance.




PALLET INFORMATION

DIMENSIONS™ 18 3-PIECE		SQFT/ PALLET	UNITS/ LAYER	SQFT/ LAYER	LAYER/ PALLET	WEIGHT/ PALLET
DIMENSIONS 18 60MM	230 x 457 x 60mm 9 x 18 x 2 3/8"	112.5	-	11.25	10	1450 kg / 3203 lbs
	457 x 457 x 60mm 18 x 18 x 2 3/8"					
	685 x 457 x 60mm 27 x 18 x 2 3/8"					

SHAPES & SIZES

DIMENSIONS 18 | 60MM





ANTHRACITE 



CHESWICK 




HICKORY 
Special Order



SCANDINA GREY 



SEPIA 



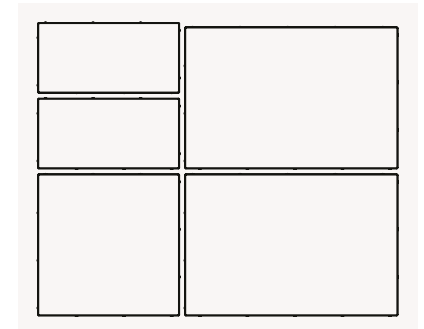
SHADED GREY 
Special Order

LEARN MORE

View the product page on **Belgard.com** for more information




PALLET LAYOUT



TECHNICAL SPECS

- True 3" increments for simplified design, quoting and ordering
- Compatible with all modular paver lines—look for Modular Sizing icon
- Modular dimensions reduce cuts, installation time, and waste
- Modular compatibility allows more creative pattern options
- Maximized pallet layout for jobsite efficiencies
- Ideal for patios, walkways and pool decks
- Surface and micro-chamfer meet Canadian accessibility standards and help reduce wheelchair vibration

 **DuraFusion™ Technology**
A bold, vibrant finish with a smoother, tighter texture

QUALITY FOR LIFE

Every step of our manufacturing process incorporates rigorous research, testing and quality assurance. We demand the highest quality from each of our facilities across North America. We believe in creating world class building products that stand the test of time. See our lifetime warranty at **Belgard.com/Warranty**

Due to the natural materials in our products, colours may vary from those shown on the cut sheet. We recommend viewing actual product samples to ensure the perfect colour and finish for each project.

DIMENSIONS™

Paver | 60mm | 80mm*

Accentuate contemporary style with a smooth, linear surface that is ideal for driveways and borders and enriched with DuraFusion Technology for enhanced colour and wear-resistance.



MODULAR
SIZING



DURAFUSION
TECHNOLOGY



DRIVEWAY
APPROVED



ACCESSIBLE
SURFACE

PALLET INFORMATION

DIMENSIONS™ PAVER		SQFT/ PALLET	UNITS/ LAYER	SQFT/ LAYER	LAYER/ PALLET	WEIGHT/ PALLET
6 X 6	152 x 152 x 60mm 6 x 6 x 2 3/8"	120	–	–	10	1360 kg / 3000 lbs
6 X 12	152 x 305 x 60mm 6 x 12 x 2 3/8"	120	–	12	10	1536 kg / 3386 lbs
6 X 12	152 x 305 x 80mm 6 x 12 x 3 1/8"	96	–	–	8	1228 kg / 2707 lbs
3 X 12	152 x 305 x 60mm 3 x 12 x 2 3/8"	110.0	44	11.0	10	2992
12 X 12	305 x 305 x 60mm 12 x 12 x 2 3/8"	120	–	12	10	1541 kg / 3398 lbs

* Call for availability

SHAPES & SIZES

6 X 6



152 x 152 x 60mm
6 x 6 x 2 3/8"

6 X 12



152 x 305 x 60mm
6 x 12 x 2 3/8"

6 X 12



152 x 305 x 80mm
6 x 12 x 3 1/8"

3 X 12



152 x 305 x 60mm
3 x 12 x 2 3/8"

12 X 12



305 x 305 x 60mm
12 x 12 x 2 3/8"



BOURBON



CHESWICK



FOG
Special Order



MIDNIGHT



PEARL
Special Order



ROSEWOOD
Special Order



SCANDINA GREY



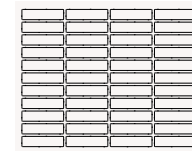
SHADED GREY

LEARN MORE

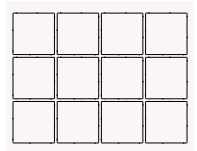
View the product page on **Belgard.com** for more information




PALLET LAYOUT




3 X 12



12 X 12



6 X 6



6 X 12

TECHNICAL SPECS

- True 3" increments for simplified design, quoting and ordering
- Compatible with all modular paver lines—look for Modular Sizing icon
- Modular dimensions reduce cuts, installation time, and waste
- Modular compatibility allows more creative pattern options
- Maximized pallet layout for jobsite efficiencies
- Ideal for walkways, patios, borders, accents and residential driveways
- 80mm system rated for commercial vehicular applications
- Surface and micro-chamfer meet Canadian accessibility standards and help reduce wheelchair vibration



DuraFusion™ Technology

A bold, vibrant finish with a smoother, tighter texture

QUALITY FOR LIFE

Every step of our manufacturing process incorporates rigorous research, testing and quality assurance. We demand the highest quality from each of our facilities across North America. We believe in creating world class building products that stand the test of time. See our lifetime warranty at **Belgard.com/Warranty**

Due to the natural materials in our products, colours may vary from those shown on the cut sheet. We recommend viewing actual product samples to ensure the perfect colour and finish for each project.

DIMENSIONS™

Slab | 60mm

The expansive size is distinguished by clean, crisp lines and a smooth, linear surface enriched with DuraFusion Technology for enhanced colour, texture and wear-resistance.



MODULAR
SIZING



DURAFUSION
TECHNOLOGY



ACCESSIBLE
SURFACE

PALLET INFORMATION

DIMENSIONS™ SLAB		SQFT/ PALLET	UNITS/ LAYER	SQFT/ LAYER	LAYER/ PALLET	WEIGHT/ PALLET
9 X 18	229 x 457 x 60mm 9 x 18 x 2 ³ / ₈ "	112.5	–	11.3	10	1603 kg / 3533 lbs
15 X 30	381 x 762 x 60mm 15 x 30 x 2 ³ / ₈ "	93.8	–	9.4	10	1190 kg / 2680 lbs
12 X 24	305 x 610 x 60mm 12 x 24 x 2 ³ / ₈ "	120	–	12	10	1542 kg / 3401 lbs
24 X 24	610 x 610 x 60mm 24 x 24 x 2 ³ / ₈ "	80	–	8	10	2600
24X36	305 x 610 x 60mm 24 x 36 x 2 ³ / ₈ "	120	2	12	10	3516

SHAPES & SIZES

9 X 18



229 x 457 x 60mm
9 x 18 x 2³/₈"

15 X 30



381 x 762 x 60mm
15 x 30 x 2³/₈"

12 X 24



305 x 610 x 60mm
12 x 24 x 2³/₈"

24 X 24



610 x 610 x 60mm
24 x 24 x 2³/₈"

24x36



305 x 610 x 60mm
24 x 36 x 2³/₈"



ANTHRACITE 



CHESWICK 




HICKORY 
Special Order



SCANDINA GREY 



SEPIA 



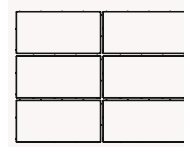
SHADED GREY 

LEARN MORE

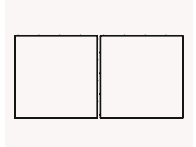
View the product page on **Belgard.com** for more information



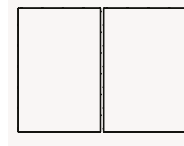
PALLET LAYOUT



12 X 24



24 X 24



24 X 36

TECHNICAL SPECS

- True 3" increments for simplified design, quoting and ordering
- Compatible with all modular paver lines—look for Modular Sizing icon
- Modular dimensions reduce cuts, installation time, and waste
- Modular compatibility allows more creative pattern options
- Maximized pallet layout for jobsite efficiencies
- Large-format size ideal for contemporary walkways, patios and poolsides
- Surface and micro-chamfer meet Canadian accessibility standards and help reduce wheelchair vibration



DuraFusion™ Technology

A bold, vibrant finish with a smoother, tighter texture

QUALITY FOR LIFE

Every step of our manufacturing process incorporates rigorous research, testing and quality assurance. We demand the highest quality from each of our facilities across North America. We believe in creating world class building products that stand the test of time. See our lifetime warranty at **Belgard.com/Warranty**

Due to the natural materials in our products, colours may vary from those shown on the cut sheet. We recommend viewing actual product samples to ensure the perfect colour and finish for each project.

BELGARD®

AN OLDCASTLE® APG OUTDOOR BRAND

ALBERTA
28234 Acheson Road
Acheson, AB, T7X 6A9
Toll Free: 1.800.232.9443

ALBERTA SOUTH
260032 RR 291
Rockyview County, AB, T4A 0T8
Toll Free: 1.800.279.3728

BRITISH COLUMBIA
8910 River Road
Delta BC, V4G 1B5

MANITOBA
1436 Chevrier Blvd
Winnipeg, MB, R3T 1Y6
Toll Free: 1.800.262.8869

© 2026 Oldcastle® APG, Inc. All Rights Reserved. BEL25-D-555250 | Canada | Revised 01/2026

EMPIRE™

Paver | 60mm

The plank shape and hand-tooled face are enriched by DuraFusion Technology for enhanced texture and wear-resistance with seven distinct face styles for unique pattern creation.



MODULAR
SIZING



DURAFUSION
TECHNOLOGY




ACCESSIBLE
SURFACE

PALLET INFORMATION


EMPIRE™		SQFT/ PALLET	UNITS/ LAYER	SQFT/ LAYER	LAYER/ PALLET	WEIGHT/ PALLET
PLANK	76 x 305 x 60mm 3 x 12 x 2 3/8"	110	–	11	10	1402 kg / 3092 lbs

SHAPES & SIZES

PLANK
 76 x 305 x 60mm
3 x 12 x 2 3/8"



MIDNIGHT 



SCANDINA GREY 

LEARN MORE

View the product page on **Belgard.com** for more information



TECHNICAL SPECS

- 7 unique textures per pallet
- Ideal for patios, walkways and accents
- Contemporary twist for classic herringbone and basketweave designs
- True 3" increments for simplified design, quoting and ordering
- Compatible with all modular paver lines—look for Modular Sizing icon
- Modular dimensions reduce cuts, installation time, and waste
- Modular compatibility allows more creative pattern options
- Maximized pallet layout for jobsite efficiencies
- Can be used to construct an ACA (Accessible Canada Regulation) compliant pavement



DuraFusion™ Technology

A bold, vibrant finish with a smoother, tighter texture

QUALITY FOR LIFE

Every step of our manufacturing process incorporates rigorous research, testing and quality assurance. We demand the highest quality from each of our facilities across North America. We believe in creating world class building products that stand the test of time. See our lifetime warranty at **Belgard.com/Warranty**

Due to the natural materials in our products, colours may vary from those shown on the cut sheet. We recommend viewing actual product samples to ensure the perfect colour and finish for each project.

BELGARD®

AN OLDCASTLE® APG OUTDOOR BRAND

ALBERTA
28234 Acheson Road
Acheson, AB, T7X 6A9
Toll Free: 1.800.232.9443

ALBERTA SOUTH
260032 RR 291
Rockyview County, AB, T4A 0T8
Toll Free: 1.800.279.3728

BRITISH COLUMBIA
8910 River Road
Delta BC, V4G 1B5

MANITOBA
1436 Chevrier Blvd
Winnipeg, MB, R3T 1Y6
Toll Free: 1.800.262.8869

© 2026 Oldcastle® APG, Inc. All Rights Reserved. BEL25-D-555250 | Canada | Revised 01/2026

FLAGSTONE

Paver | 60mm

Enriched with DuraFusion Technology for enhanced colour, texture and wear-resistance, this paver features an irregular shape and six distinct false joint textures to create an authentic random-laid natural flagstone look with no detectable pattern.



DURAFUSION
TECHNOLOGY

PALLET INFORMATION

FLAGSTONE		SQFT/ PALLET	UNITS/ LAYER	SQFT/ LAYER	LAYER/ PALLET	WEIGHT/ PALLET
PAVER	381 x 501 x 60mm 15 x 19¾ x 2⅜"	81	–	9	9	1014 kg / 2235 lbs

SHAPES & SIZES

PAVER



381 x 501 x 60mm
15 x 19¾ x 2⅜"



GRANITE 



SANDALWOOD 

LEARN MORE

View the product page on **Belgard.com** for more information



TECHNICAL SPECS

- Six distinct textures on every pallet
- Natural looking profile and faux joints*
- No detectable pattern



DuraFusion™ Technology

A bold, vibrant finish with a smoother, tighter texture

* For best results with false-joint pavers, finish joints with Techniseal NextGel polymeric jointing sand

QUALITY FOR LIFE

Every step of our manufacturing process incorporates rigorous research, testing and quality assurance. We demand the highest quality from each of our facilities across North America. We believe in creating world class building products that stand the test of time. See our lifetime warranty at **Belgard.com/Warranty**

Due to the natural materials in our products, colours may vary from those shown on the cut sheet. We recommend viewing actual product samples to ensure the perfect colour and finish for each project.

GEOMETRIC SHAPES

Paver | 60mm

Enriched with DuraFusion Technology for enhanced colour, texture and wear-resistance, these pavers offer a smooth face in two size-compatible shapes to create ultra-modern and art deco designs.



MODULAR
SIZING



DURAFUSION
TECHNOLOGY



ACCESSIBLE
SURFACE

PALLET INFORMATION

GEOMETRIC SHAPES		SQFT/ PALLET	UNITS/ LAYER	SQFT/ LAYER	LAYER/ PALLET	WEIGHT/ PALLET
HALF HEXAGON	300 x 150 x 60mm 12 x 6 x 2 ³ / ₈ "	110.95	–	11.00	10	1360 kg / 3000 lbs
HEXAGON	300 x 300 x 60mm 12 x 12 x 2 ³ / ₈ "	91.3	–	9.13	10	995 kg / 2192 lbs

SHAPES & SIZES

HALF HEXAGON



300 x 150 x 60mm
12 x 6 x 2³/₈"

HEXAGON



300 x 300 x 60mm
12 x 12 x 2³/₈"



ANTHRACITE 
Not Available in Half Hexagon



CHESWICK 



SCANDINA GREY 



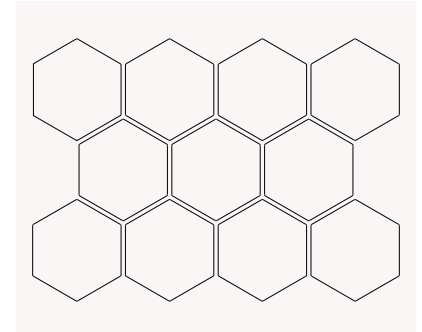
SHADED GREY 
Not Available in Half Hexagon

LEARN MORE

View the product page on **Belgard.com** for more information



PALLET LAYOUT



TECHNICAL SPECS

- All Geometric Shapes sized to work together
- True 3" increments for simplified design, quoting and ordering
- Compatible with all modular paver lines—look for Modular Sizing icon
- Modular dimensions reduce cuts, installation time, and waste
- Modular compatibility allows more creative pattern options
- Maximized pallet layout for jobsite efficiencies
- Ideal for patios, walkways and inlaid designs
- Surface and micro-chamfer meet Canadian accessibility standards and help reduce wheelchair vibration



DuraFusion™ Technology
A bold, vibrant finish with a smoother, tighter texture

QUALITY FOR LIFE

Every step of our manufacturing process incorporates rigorous research, testing and quality assurance. We demand the highest quality from each of our facilities across North America. We believe in creating world class building products that stand the test of time. See our lifetime warranty at **Belgard.com/Warranty**

Due to the natural materials in our products, colours may vary from those shown on the cut sheet. We recommend viewing actual product samples to ensure the perfect colour and finish for each project.

HOLLAND STONE

Paver | 60mm | 80mm*

The classic architectural appearance is derived from a smooth face and clean lines to offer traditional appeal.



DRIVEWAY
APPROVED



ACCESSIBLE
SURFACE



MECHANICAL
INSTALL

PALLET INFORMATION

HOLLAND STONE		SQFT/ PALLET	UNITS/ LAYER	SQFT/ LAYER	LAYER/ PALLET	WEIGHT/ PALLET
4 X 8 60MM	100 x 200 x 60mm 4 x 8 x 3 1/8"	120	–	12	10	1428 kg / 3148 lbs
4 X 8 80MM	100 x 200 x 80mm 4 x 8 x 3 1/8"	96	–	–	8	1498 kg / 3302 lbs

SHAPES & SIZES

4 X 8 | 60MM



100 x 200 x 60mm
4 x 8 x 3 1/8"

4 X 8 | 80MM* SPECIAL ORDER



100 x 200 x 80mm
4 x 8 x 3 1/8"

*80MM Special Order, All Colours | Not available in British Columbia.



CHARCOAL



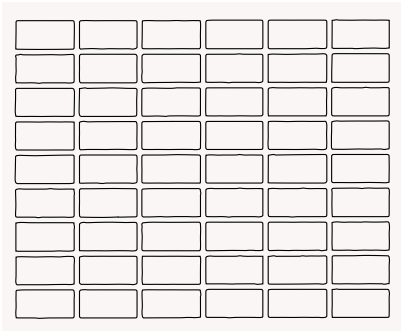
GREY

LEARN MORE

View the product page on **Belgard.com** for more information



PALLET LAYOUT



TECHNICAL SPECS

- One size ideal for inlays, borders and as a stand-alone
- Ideal for both residential and commercial applications
- 60mm units rated for residential and light commercial vehicular applications
- 80mm units rated for heavy vehicular applications
- Comprehensive library of installation patterns
- Surface and micro-chamfer meet Canadian accessibility standards and help reduce wheelchair vibration

QUALITY FOR LIFE


Every step of our manufacturing process incorporates rigorous research, testing and quality assurance. We demand the highest quality from each of our facilities across North America. We believe in creating world class building products that stand the test of time. See our lifetime warranty at **Belgard.com/Warranty**

Due to the natural materials in our products, colours may vary from those shown on the cut sheet. We recommend viewing actual product samples to ensure the perfect colour and finish for each project.

OLD COUNTRY STONE

Paver | 60mm

The look of naturally weathered stone catches the eye with three size options that offer a distressed smooth surface and timeless appearance for creating old world charm.



DRIVEWAY
APPROVED

PALLET INFORMATION

OLD COUNTRY STONE		SQFT/ PALLET	UNITS/ LAYER	SQFT/ LAYER	LAYER/ PALLET	WEIGHT/ PALLET
TYPE 1	181 x 226 x 60mm 7 1/8 x 8 7/8 x 2 3/8"	99	–	11	9	1270 kg / 2800 lbs
TYPE 2	151 x 181 x 60mm 5 15/16 x 7 1/8 x 2 3/8"	95	–	10.6	9	1225 kg / 2700 lbs
TYPE 3	76 x 181 x 60mm 3 x 7 1/8 x 2 3/8"	95	–	10.6	9	1225 kg / 2700 lbs

SHAPES & SIZES

TYPE 1



181 x 226 x 60mm
7 1/8 x 8 7/8 x 2 3/8"

TYPE 2



151 x 181 x 60mm
5 15/16 x 7 1/8 x 2 3/8"

TYPE 3



76 x 181 x 60mm
3 x 7 1/8 x 2 3/8"



CHARCOAL



HARVEST



NATURAL



SHADED GREY

LEARN MORE

View the product page on **Belgard.com** for more information



TECHNICAL SPECS

- Distressed profile
- 3 sizes that can be used in modular patterns or individually
- Use individually or together as a border or inlay
- Ideal for walkway, patios and residential driveways

QUALITY FOR LIFE

Every step of our manufacturing process incorporates rigorous research, testing and quality assurance. We demand the highest quality from each of our facilities across North America. We believe in creating world class building products that stand the test of time. See our lifetime warranty at **Belgard.com/Warranty**

Due to the natural materials in our products, colours may vary from those shown on the cut sheet. We recommend viewing actual product samples to ensure the perfect colour and finish for each project.

ORIGINS™ 6

3-Piece System | 60mm

The refined, chiseled face of Origins is paired with DuraFusion Technology for a tighter texture and enhanced durability.



MODULAR
SIZING



DURAFUSION
TECHNOLOGY



DRIVEWAY
APPROVED



ACCESSIBLE
SURFACE

PALLET INFORMATION

ORIGINS™ 6 3-PIECE		SQFT/ PALLET	UNITS/ LAYER	SQFT/ LAYER	LAYER/ PALLET	WEIGHT/ PALLET
ORIGINS 6	76 x 152 x 60mm 3 x 6 x 2⅜"	120	–	12	10	1525 kg / 3362 lbs
	152 x 152 x 60mm 6 x 6 x 2⅜"					
	152 x 230 x 60mm 6 x 9 x 2⅜"					

SHAPES & SIZES

ORIGINS 6



76 x 152 x 60mm
3 x 6 x 2⅜"



152 x 152 x 60mm
6 x 6 x 2⅜"



152 x 230 x 60mm
6 x 9 x 2⅜"



ASHWOOD 
Special Order



CHESWICK 



IRON BAY 



NEWPORT GREY 
Special Order




TEAK 
Special Order

LEARN MORE

View the product page on **Belgard.com** for more information




PALLET LAYOUTS



TECHNICAL SPECS

- True 3" increments for simplified design, quoting and ordering
- Compatible with all modular paver lines—look for Modular Sizing icon
- Modular dimensions reduce cuts, installation time, and waste
- Modular compatibility allows more creative pattern options
- Maximized pallet layout for jobsite efficiencies
- Ideal for patios, walkway and residential driveways
- Suitable for ACA (Accessible Canada Regulation) compliant installations

 **DuraFusion™ Technology**
A bold, vibrant finish with a smoother, tighter texture

QUALITY FOR LIFE


Every step of our manufacturing process incorporates rigorous research, testing and quality assurance. We demand the highest quality from each of our facilities across North America. We believe in creating world class building products that stand the test of time. See our lifetime warranty at **Belgard.com/Warranty**

Due to the natural materials in our products, colours may vary from those shown on the cut sheet. We recommend viewing actual product samples to ensure the perfect colour and finish for each project.

ORIGINS™ 12

3-Piece System | 60mm | 80mm

The refined, chiseled face of Origins is paired with DuraFusion Technology for a tighter texture and enhanced durability.



MODULAR
SIZING



DURAFUSION
TECHNOLOGY



DRIVEWAY
APPROVED



ACCESSIBLE
SURFACE

PALLET INFORMATION

ORIGINS™ 12 3-PIECE		SQFT/ PALLET	UNITS/ LAYER	SQFT/ LAYER	LAYER/ PALLET	WEIGHT/ PALLET
ORIGINS 12 60MM	152 x 305 x 60mm 6 x 12 x 2 3/8"	120	-	12	10	1541 kg / 3398 lbs
	305 x 305 x 60mm 12 x 12 x 2 3/8"					
	457 x 305 x 60mm 18 x 12 x 2 3/8"					
ORIGINS 12 80MM	152 x 305 x 80mm 6 x 12 x 3 1/8" (32 pcs)	96	-	-	8	1540 kg / 3395 lbs
	305 x 305 x 80mm 12 x 12 x 3 1/8" (32 pcs)					
	305 x 457 x 80mm 12 x 18 x 3 1/8" (32 pcs)					

SHAPES & SIZES

ORIGINS 12 | 60MM



152 x 305 x 60mm
6 x 12 x 2 3/8"



305 x 305 x 60mm
12 x 12 x 2 3/8"



457 x 305 x 60mm
18 x 12 x 2 3/8"

ORIGINS 12 | 80MM



152 x 305 x 80mm
6 x 12 x 3 1/8"



305 x 305 x 80mm
12 x 12 x 3 1/8"



305 x 457 x 80mm
12 x 18 x 3 1/8"



ASHWOOD 
Special Order



CHESWICK 



IRON BAY 
80mm Special Order



NEWPORT GREY 
80mm Special Order



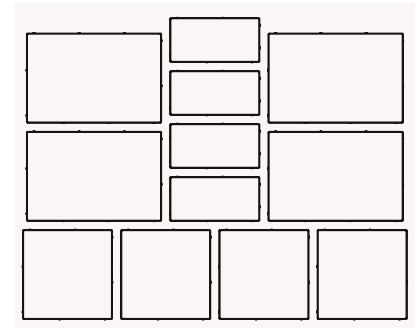
TEAK 
80mm Special Order

LEARN MORE

View the product page on **Belgard.com** for more information



PALLET LAYOUT



TECHNICAL SPECS

- True 3" increments for simplified design, quoting and ordering
- Compatible with all modular paver lines—look for Modular Sizing icon
- Modular dimensions reduce cuts, installation time, and waste
- Modular compatibility allows more creative pattern options
- Maximized pallet layout for jobsite efficiencies
- Ideal for patios, walkways and pool decks
- 80mm system rated for residential driveway installations
- Suitable for ACA (Accessible Canada Regulation) compliant installations



DuraFusion™ Technology

A bold, vibrant finish with a smoother, tighter texture

QUALITY FOR LIFE

Every step of our manufacturing process incorporates rigorous research, testing and quality assurance. We demand the highest quality from each of our facilities across North America. We believe in creating world class building products that stand the test of time. See our lifetime warranty at **Belgard.com/Warranty**

Due to the natural materials in our products, colours may vary from those shown on the cut sheet. We recommend viewing actual product samples to ensure the perfect colour and finish for each project.

ORIGINS™ 18

3-Piece System | 60mm

The refined, chiseled face of Origins is paired with DuraFusion Technology for a tighter texture and enhanced durability.



MODULAR
SIZING



DURAFUSION
TECHNOLOGY



ACCESSIBLE
SURFACE

PALLET INFORMATION

ORIGINS™ 18 3-PIECE		SQFT/ PALLET	UNITS/ LAYER	SQFT/ LAYER	LAYER/ PALLET	WEIGHT/ PALLET
ORIGINS 18	230 x 457 x 60mm 9 x 18 x 2 ³ / ₈ "	112.5	–	11.25	10	1450 kg / 3202 lbs
	457 x 457 x 60mm 18 x 18 x 2 ³ / ₈ "					
	685 x 457 x 60mm 27 x 18 x 2 ³ / ₈ "					

SHAPES & SIZES

ORIGINS 18



230 x 457 x 60mm
9 x 18 x 2³/₈"



457 x 457 x 60mm
18 x 18 x 2³/₈"



685 x 457 x 60mm
27 x 18 x 2³/₈"



ASHWOOD 
Special Order



CHESWICK 



IRON BAY 



NEWPORT GREY 



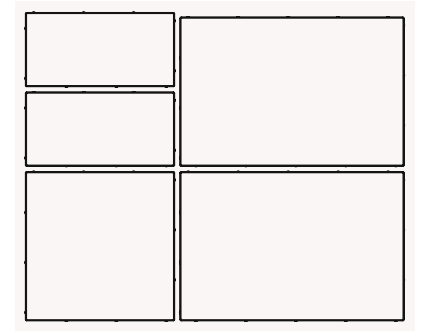
TEAK 

LEARN MORE

View the product page on **Belgard.com** for more information



PALLET LAYOUT



TECHNICAL SPECS

- True 3" increments for simplified design, quoting and ordering
- Compatible with all modular paver lines—look for Modular Sizing icon
- Modular dimensions reduce cuts, installation time, and waste
- Modular compatibility allows more creative pattern options
- Maximized pallet layout for jobsite efficiencies
- Ideal for patios, walkways and pool decks
- Suitable for ACA (Accessible Canada Regulation) compliant installations



DuraFusion™ Technology
A bold, vibrant finish with a smoother, tighter texture

QUALITY FOR LIFE

Every step of our manufacturing process incorporates rigorous research, testing and quality assurance. We demand the highest quality from each of our facilities across North America. We believe in creating world class building products that stand the test of time. See our lifetime warranty at **Belgard.com/Warranty**

Due to the natural materials in our products, colours may vary from those shown on the cut sheet. We recommend viewing actual product samples to ensure the perfect colour and finish for each project.

ORIGINS™

Paver | 60mm

Ideal for small patios, borders and accents, these pavers offer a chiseled face enriched with DuraFusion Technology for enhanced colour, texture and wear-resistance.



MODULAR
SIZING



DURAFUSION
TECHNOLOGY



DRIVEWAY
APPROVED



ACCESSIBLE
SURFACE

PALLET INFORMATION

ORIGINS™ PAVER		SQFT/ PALLET	UNITS/ LAYER	SQFT/ LAYER	LAYER/ PALLET	WEIGHT/ PALLET
6 X 12 60MM	152 x 305 x 60mm 6 x 12 x 2 3/8"	105	–	12	10	1536 kg / 3386 lbs

SHAPES & SIZES

6 X 12 | 60mm




152 x 305 x 60mm
6 x 12 x 2 3/8"



CHESWICK 



IRON BAY 



MIDNIGHT 
Special Order




TEAK 
Special Order

LEARN MORE

View the product page on **Belgard.com** for more information



PALLET LAYOUT



TECHNICAL SPECS

- True 3" increments for simplified design, quoting and ordering
- Compatible with all modular paver lines—look for Modular Sizing icon
- Modular dimensions reduce cuts, installation time, and waste
- Modular compatibility allows more creative pattern options
- Maximized pallet layout for jobsite efficiencies
- Ideal for walkways, patios, borders, accents and residential driveways
- Suitable for ACA (Accessible Canada Regulation) compliant installations



DuraFusion™ Technology

A bold, vibrant finish with a smoother, tighter texture

QUALITY FOR LIFE


Every step of our manufacturing process incorporates rigorous research, testing and quality assurance. We demand the highest quality from each of our facilities across North America. We believe in creating world class building products that stand the test of time. See our lifetime warranty at **Belgard.com/Warranty**

Due to the natural materials in our products, colours may vary from those shown on the cut sheet. We recommend viewing actual product samples to ensure the perfect colour and finish for each project.

PAPYRUS™

3-Piece Paver | 60mm

An organic textural experience, this elegant paver's unique face offers a hand-tooled look enriched with DuraFusion Technology for enhanced colour, texture and wear-resistance.



MODULAR
SIZING



DURAFUSION
TECHNOLOGY



ACCESSIBLE
SURFACE

PALLET INFORMATION

PAPYRUS™		SQFT/ PALLET	UNITS/ LAYER	SQFT/ LAYER	LAYER/ PALLET	WEIGHT/ PALLET
3-PIECE MODULAR	230 x 457 x 60mm 9 x 18 x 2 ³ / ₈ "	112.5	—	11.25	10	1450 kg / 3203 lbs
	457 x 457 x 60mm 18 x 18 x 2 ³ / ₈ "					
	685 x 457 x 60mm 18 x 27 x 2 ³ / ₈ "					

SHAPES & SIZES

3-PIECE MODULAR



230 x 457 x 60mm
9 x 18 x 2³/₈"



457 x 457 x 60mm
18 x 18 x 2³/₈"



685 x 457 x 60mm
18 x 27 x 2³/₈"



SCANDINA GREY 



SEPIA 

LEARN MORE

View the product page on **Belgard.com** for more information



TECHNICAL SPECS

- True 3" increments for simplified design, quoting and ordering
- Compatible with all modular paver lines—look for Modular Sizing icon
- Modular dimensions reduce cuts, installation time, and waste
- Modular compatibility allows more creative pattern options
- Maximized pallet layout for jobsite efficiencies
- Ideal for patios, walkways and pool decks
- Suitable for ACA (Accessible Canada Regulation) compliant installations



DuraFusion™ Technology

A bold, vibrant finish with a smoother, tighter texture

QUALITY FOR LIFE

Every step of our manufacturing process incorporates rigorous research, testing and quality assurance. We demand the highest quality from each of our facilities across North America. We believe in creating world class building products that stand the test of time. See our lifetime warranty at **Belgard.com/Warranty**

Due to the natural materials in our products, colours may vary from those shown on the cut sheet. We recommend viewing actual product samples to ensure the perfect colour and finish for each project.

TEXADA

Hydrapressed Slab | 40mm* | 50mm

This large slab, with its slightly rough shot-blast finish and clean lines, is enriched with DuraFusion Technology for enhanced colour, texture and wear-resistance.



DURAFUSION
TECHNOLOGY



ACCESSIBLE
SURFACE

PALLET INFORMATION

TEXADA SLAB		SQFT/ PALLET	UNITS/ LAYER	SQFT/ LAYER	LAYER/ PALLET	WEIGHT/ PALLET
18 X 18	457 x 457 x 40mm 18 x 18 x 1 5/8"	135	–	9	10	1315 kg / 2900 lbs
12 X 24	305 x 610 x 50mm 12 x 24 x 2"	96	–	8.7	12	1043 kg / 2300 lbs
24 X 24	610 x 610 x 50mm 24 x 24 x 2"	100	–	9.1	11	1089 kg / 2400 lbs

SHAPES & SIZES

18 X 18



457 x 457 x 50mm
18 x 18 x 1 5/8"

12 X 24



305 x 610 x 50mm
12 x 24 x 2"


24 X 24



610 x 610 x 50mm
24 x 24 x 2"

18 x 18 & 12 x 24 - Special Order in Prairies
*40mm only available in 18 x 18.



CHARCOAL 



DESERT SAND 



NATURAL GREY 

LEARN MORE

View the product page on **Belgard.com** for more information



TECHNICAL SPECS

- Ideal for sand-set, adhered overlay and pedestal applications
- Clean lines and large size ideal for contemporary plaza deck designs or elegant rooftop projects
- Hydraulically pressed resulting in high density and flexural strength for ultimate durability
- Exceeds stringent point load and wind load requirements
- Suitable for ACA (Accessible Canada Regulation) compliant installations



DuraFusion™ Technology

A bold, vibrant finish with a smoother, tighter texture

QUALITY FOR LIFE

Every step of our manufacturing process incorporates rigorous research, testing and quality assurance. We demand the highest quality from each of our facilities across North America. We believe in creating world class building products that stand the test of time. See our lifetime warranty at **Belgard.com/Warranty**

Due to the natural materials in our products, colours may vary from those shown on the cut sheet. We recommend viewing actual product samples to ensure the perfect colour and finish for each project.

TURFSTONE™

Grid Paver | 80mm

An open lattice grid design offers turf or gravel infill, creating a unique hardscape design that works in harmony with nature.



DRIVEWAY
APPROVED

PALLET INFORMATION


TURFSTONE™		SQFT/ PALLET	UNITS/ LAYER	SQFT/ LAYER	LAYER/ PALLET	WEIGHT/ PALLET
PAVER	400 x 600 x 80mm 15¾ x 23⅝ x 3⅞"	103.2	–	12.9	8	930 kg / 2050 lbs

SHAPES & SIZES

PAVER



400 x 600 x 80mm
15¾ x 23⅝ x 3⅞"




GREY

LEARN MORE

View the product page on **Belgard.com** for more information



PALLET LAYOUT



TECHNICAL SPECS

- Manufactured in accordance with ASTM C1319
- Open lattice grid design for turf infill
- 40% surface opening with void space for creating a grass pavement
- Applications include driveways, parking stalls, ramps, service and emergency access lanes

QUALITY FOR LIFE

Every step of our manufacturing process incorporates rigorous research, testing and quality assurance. We demand the highest quality from each of our facilities across North America. We believe in creating world class building products that stand the test of time. See our lifetime warranty at **Belgard.com/Warranty**

Due to the natural materials in our products, colours may vary from those shown on the cut sheet. We recommend viewing actual product samples to ensure the perfect colour and finish for each project.

BELGARD®

AN OLDCASTLE® APG OUTDOOR BRAND

ALBERTA
28234 Acheson Road
Acheson, AB, T7X 6A9
Toll Free: 1.800.232.9443

ALBERTA SOUTH
260032 RR 291
Rockyview County, AB, T4A 0T8
Toll Free: 1.800.279.3728

BRITISH COLUMBIA
8910 River Road
Delta BC, V4G 1B5

MANITOBA
1436 Chevrier Blvd
Winnipeg, MB, R3T 1Y6
Toll Free: 1.800.262.8869

VS5

Paver 88mm | 108mm

This smooth-faced paver offers complete shift prevention on all four sides of the stone, with a design that ensure stones will always fit together, regardless of rotation.



MODULAR
SIZING



ACCESSIBLE
SURFACE



MECHANICAL
INSTALL

PALLET INFORMATION

VS5		SQFT/ PALLET	UNITS/ LAYER	SQFT/ LAYER	LAYER/ PALLET	WEIGHT/ PALLET
75 X 300 108MM	75 X 300 x 108mm 3 x 12 x 4 ⁵ / ₁₆ "	57.6	–	–	6	1274 kg / 2808 lbs
150 X 300 108MM	150 X 300 x 108mm 6 x 12 x 4 ⁵ / ₁₆ "	70.2	–	–	6	1403 kg / 3095 lbs
300 X 300 108MM	300 X 300 x 108mm 12 x 12 x 4 ⁵ / ₁₆ "	70.2	–	–	6	1536 kg / 3387 lbs
300 X 600 108MM	300 X 600 x 108mm 12 x 24 x 4 ⁵ / ₁₆ "	70.2	–	–	6	1403 kg / 3095 lbs
75 X 300 88MM	75 X 300 x 88mm 3 x 12 x 3.46"	67.2	–	–	7	1190 kg / 2623 lbs
150 X 300 88MM	150 X 300 x 88mm 6 x 12 x 3.46"	81.9	–	–	7	1267 kg / 2793 lbs
300 X 300 88MM	300 X 300 x 88mm 12 x 12 x 3.46"	81.9	–	–	7	1344 kg / 2963 lbs
300 X 600 88MM	300 X 600 x 88mm 12 x 24 x 4 ⁵ / ₁₆ "	81.9	–	–	7	1309 kg / 2885 lbs

SHAPES & SIZES

75 X 300 | 108MM



75 X 300 x 108mm
3 x 12 x 4⁵/₁₆"

150 X 300 | 108MM



150 X 300 x 108mm
6 x 12 x 4⁵/₁₆"

300 X 300 | 108MM



300 X 300 x 108mm
12 x 12 x 4⁵/₁₆"

300 X 600 | 108MM



300 X 600 x 108mm
12 x 24 x 4⁵/₁₆"

75 X 300 | 88MM



75 X 300 x 88mm
3 x 12 x 3.46"

150 X 300 | 88MM



150 X 300 x 88mm
6 x 12 x 3.46"

300 X 300 | 88MM



300 X 300 x 88mm
12 x 12 x 3.46"

300 X 600 | 88MM



300 X 600 x 88mm
12 x 24 x 4⁵/₁₆"



MIDNIGHT



NATURAL



SHADED GREY



TOFINO GREY

This is a made to order product, please call for more information.

LEARN MORE

View the product page on [Belgard.com](https://www.belgard.com) for more information



TECHNICAL SPECS

- Designed to be diagonally symmetrical so the pavers always fit together, regardless of how they are rotated.
- Multiple sizes allow for modularity and virtually limitless design options
- Manufactured to CSA A231.2 specification
- Concrete strength: 8000 PSI (55 MPA)
- Absorption: Shall not exceed 5%
- Can be utilized to construct an ACA (Accessible Canada Regulation) compliant pavement
- Ideal for a wide variety of commercial and residential pedestrian and vehicular applications

QUALITY FOR LIFE

Every step of our manufacturing process incorporates rigorous research, testing and quality assurance. We demand the highest quality from each of our facilities across North America. We believe in creating world class building products that stand the test of time. See our lifetime warranty at [Belgard.com/Warranty](https://www.belgard.com/Warranty)

Due to the natural materials in our products, colours may vary from those shown on the cut sheet. We recommend viewing actual product samples to ensure the perfect colour and finish for each project.

BALTICA

Porcelain Paver | 20mm

A harmony of beauty, strength and versatility, subtle striations and tonal movement create a modern slate aesthetic and a relaxed neutral backdrop that pairs with any design style.



SLIGHT SHADE
VARIATION



LOW SOLAR HEAT
ABSORPTION

PALLET INFORMATION

BALTICA		SQFT/ PALLET	SQFT/ BOX	BOXES/ PALLET	PCS/ BOX	WEIGHT/ BOX	WEIGHT/ PALLET
24 X 24	600 x 600 x 20mm 23.54 x 23.54 x ¾"	232.5	7.75	30	2	33 kg / 72 lbs	980 kg / 2160 lbs

SHAPES & SIZES

24 X 24



600 x 600 x 20mm
23.54 x 23.54 x ¾"



BLANC | BT 01  



CRÈME | BT 02 



LUNE | BT 03 



NUIT | BT 04 

LEARN MORE

View the product page on **Belgard.com** for more information



TECHNICAL SPECS

- Incredibly high breakage loads, up to 3,000 pounds
- Can be cleaned with normal household cleaners and even pressure washed with a low pressure washing device.*
- High-density structure and ultra-low absorption rate provide a tight surface texture that fends off surface mold, moss, dirt and stains
- Unaffected by alkalis, acids, chemical agents, salt and other de-icing materials
- Structured top textures create non-slip surfaces
- Freeze-thaw resistant—100% frost-free and properties remain unaltered at temperatures ranging from -51.1° to + 60° C (-60°F to +140°F)
- Suitable for ACA (Accessible Canada Regulation) compliant installations

* It is important that all pressure washing of your porcelain pavers be done with a low pressure washer with a maximum of 1600 psi and nothing more powerful. When pressure washing your installation, care should be taken to prevent damage to the grout (adhesive and grout installations) and some re-sanding will be necessary when power washing an installation with sand or polymeric sand joints.

Due to the natural materials in our products, colours may vary from those shown on the cut sheet. We recommend viewing actual product samples to ensure the perfect colour and finish for each project.

GLOCAL

Concrete Finish | 20mm

The smooth concrete-like finish offers a clean, contemporary aesthetic. Its structured and tight surface texture in neutral shades makes this porcelain paver a versatile design element.



v2 SLIGHT SHADE
VARIATION

PALLET INFORMATION

GLOCAL		SQFT/ PALLET	SQFT/ BOX	BOXES/ PALLET	PCS/ BOX	WEIGHT/ BOX	WEIGHT/ PALLET
24 X 24	598 x 598 x 19mm 23.54 x 23.54 x ¾"	232.5	7.75	30	2	33 kg / 72	980 kg / 2160
24 X 48	598 x 1196 x 19mm 23.54 x 47.17 x ¾"	271.25	7.75	35	1	34 kg / 74	1189 kg / 2621

SHAPES & SIZES

24 X 24



598 x 598 x 19mm
23.54 x 23.54 x ¾"

24 X 48



598 x 1196 x 19mm
23.54 x 47.17 x ¾"



IDEAL | GC 03 



TYPE | GC 04 



CLASSIC | GC 05 



ABSOLUTE | GC 06 

LEARN MORE

View the product page on **Belgard.com** for more information



TECHNICAL SPECS

- Incredibly high breakage loads, up to 3,000 pounds
- Can be cleaned with normal household cleaners and even pressure washed with a low pressure washing device.*
- High-density structure and ultra-low absorption rate provide a tight surface texture that fends off surface mold, moss, dirt and stains
- Unaffected by alkalis, acids, chemical agents, salt and other de-icing materials
- Structured top textures create non-slip surfaces
- Freeze-thaw resistant—100% frost-free and properties remain unaltered at temperatures ranging from -51.1° to + 60° C (-60°F to +140°F)
- Can be installed on a pedestal system for plaza and rooftop installations
- Suitable for ACA (Accessible Canada Regulation) compliant installations

* It is important that all pressure washing of your porcelain pavers be done with a low pressure washer with a maximum of 1600 psi and nothing more powerful. When pressure washing your installation, care should be taken to prevent damage to the grout (adhesive and grout installations) and some re-sanding will be necessary when power washing an installation with sand or polymeric sand joints.

Due to the natural materials in our products, colours may vary from those shown on the cut sheet. We recommend viewing actual product samples to ensure the perfect colour and finish for each project.

KAO

Porcelain Paver | 20mm

Every texture and grain in this collection is thoughtfully recreated to reflect the character of natural wood, bringing authentic warmth, crafted detail, and lasting outdoor beauty to your patio or walkway.



MIRAGE®
INSPIRING BETTER LIVING

v3 MODERATE SHADE
VARIATION

PALLET INFORMATION

KAO		SQFT/ PALLET	SQFT/ BOX	BOXES/ PALLET	PCS/ BOX	WEIGHT/ BOX	WEIGHT/ PALLET
12 X 48	298 x 1196 x 19mm 11.73 x 47.17	279	7.75	36	2	34 kg / 74	1208 kg/ 2664

SHAPES & SIZES


12 X 48
298 x 1196 x 19mm
11.73 x 47.17



CARAMEL | KA 03 



HAZELNUT | KA 02 



SPICE | KA 04 

LEARN MORE

View the product page on **Belgard.com** for more information



TECHNICAL SPECS

- Incredibly high breakage loads, up to 3,000 pounds
- Can be cleaned with normal household cleaners and even pressure washed with a low pressure washing device.*
- High-density structure and ultra-low absorption rate provide a tight surface texture that fends off surface mold, moss, dirt and stains
- Unaffected by alkalis, acids, chemical agents, salt and other de-icing materials
- Structured top textures create non-slip surfaces
- Freeze-thaw resistant—100% frost-free and properties remain unaltered at temperatures ranging from -51.1° to +60° C (-60°F to +140°F)
- Can be installed on a pedestal system for plaza and rooftop installations
- Suitable for ACA (Accessible Canada Regulation) compliant installations

* It is important that all pressure washing of your porcelain pavers be done with a low pressure washer with a maximum of 1600 psi and nothing more powerful. When pressure washing your installation, care should be taken to prevent damage to the grout (adhesive and grout installations) and some re-sanding will be necessary when power washing an installation with sand or polymeric sand joints.

Due to the natural materials in our products, colours may vary from those shown on the cut sheet. We recommend viewing actual product samples to ensure the perfect colour and finish for each project.

NOVEMBER

Stone Finish | 20mm

Minimalist styling inspired by nature is found with this versatile porcelain paver. Characteristics of stone and cement embody its texture to offer a simple, yet elegant look.



SLIGHT SHADE
VARIATION



LOW SOLAR HEAT
ABSORPTION



ACCESSIBLE
SURFACE

PALLET INFORMATION

NOVEMBER		SQFT/ PALLET	SQFT/ BOX	BOXES/ PALLET	PCS/ BOX	WEIGHT/ BOX	WEIGHT/ PALLET
24 X 24	23.54 x 23.54 x 3/4	232.5	7.75	30	2	72	2160

SHAPES & SIZES

24 X 24



23.54 x 23.54 x 3/4




RAIN | NM 01 



WIND | NM 02 



WARM | NM 04 



LAND | NM 05 

LEARN MORE

View the product page on **Belgard.com** for more information



TECHNICAL SPECS

- Incredibly high breakage loads, up to 3,000 pounds
- Can be cleaned with normal household cleaners and even pressure washed with a low pressure washing device*
- High-density structure and ultra-low absorption rate provide a tight surface texture that fends off surface mold, moss, dirt and stains
- Unaffected by alkalis, acids, chemical agents, salt and other de-icing materials
- Structured top textures create non-slip surfaces
- Freeze-thaw resistant—100% frost-free and properties remain unaltered at temperatures ranging from -51.1° to + 60° C (-60°F to +140°F)
- Can be installed on a pedestal system for plaza and rooftop installations
- Suitable for ACA (Accessible Canada Regulation) compliant installations


* It is important that all pressure washing of your porcelain pavers be done with a low pressure washer with a maximum of 1600 psi and nothing more powerful. When pressure washing your installation, care should be taken to prevent damage to the grout (adhesive and grout installations) and some re-sanding will be necessary when power washing an installation with sand or polymeric sand joints.

Due to the natural materials in our products, colours may vary from those shown on the cut sheet. We recommend viewing actual product samples to ensure the perfect colour and finish for each project.

UNICO 2.0

Coping | 20mm

Enhance outdoor spaces with a premium finishing touch for pools and steps, available in two styles to complement our coordinating porcelain paver lines.



UNIFORM
APPEARANCE



SLIGHT SHADE
VARIATION



MODERATE SHADE
VARIATION



HIGH SHADE
VARIATION

PALLET INFORMATION

UNICO 2.0		SQFT/ PALLET	SQFT/ BOX	BOXES/ PALLET	PCS/ BOX	WEIGHT/ BOX	WEIGHT/ PALLET
COPING	295 x 598 x 19mm 12 x 24 x ¾"	-	-	36	3	24.5 kg / 54 lbs	882 kg / 1944 lbs

SHAPES & SIZES


COPING



295 x 598 x 19mm
12 x 24 x ¾"



IDEAL | GC 03 



TYPE | GC 04 



CLASSIC | GC 05 



ABSOLUTE | GC 06 

LEARN MORE

View the product page on **Belgard.com** for more information



TECHNICAL SPECS

- Coordinates with various porcelain paver lines
- Use for steps or as coping for swimming pools
- Incredibly high breakage loads, up to 3,000 pounds
- High-density structure and ultra-low absorption rate provide a tight surface texture that fends off surface mold, moss, dirt and stains
- Unaffected by alkalis, acids, chemical agents, salt and other de-icing materials
- Structured top textures create non-slip surfaces
- Freeze-thaw resistant—100% frost-free and properties remain unaltered at temperatures ranging from -51.1° to + 60° C (-60°F to +140°F)
- Suitable for ACA (Accessible Canada Regulation) compliant installations


* It is important that all pressure washing of your porcelain pavers be done with a low pressure washer with a maximum of 1600 psi and nothing more powerful. When pressure washing your installation, care should be taken to prevent damage to the grout (adhesive and grout installations) and some re-sanding will be necessary when power washing an installation with sand or polymeric sand joints.

Due to the natural materials in our products, colours may vary from those shown on the cut sheet. We recommend viewing actual product samples to ensure the perfect colour and finish for each project.

AB® COLLECTION

Retaining

The natural and rugged appearance of dry stack stone with classic lines, a beveled edge and the look of split stone to blend seamlessly into any terrain.



RETAINING



STEPS



COLUMNS

PALLET INFORMATION

AB® COLLECTION		SQFT/ PALLET	SQFT/ LAYER	LAYER/ PALLET	UNITS/ PALLET	WEIGHT/ PALLET
CLASSIC 6 DEGREE	460 x 300 x 200mm 18 x 12 x 8"	40	-	5	40	1526 kg / 3365 lbs
JUMBO	230 x 240 x 200mm 9 x 9½ x 8"	50	-	5	100	1752 kg / 3862 lbs
12" CAP / PRO MAX CAP	300 x 300 x 90mm 12 x 12 x 3½"	-	-	8	96	1715 kg / 3781 lbs
18" CAP / PRO MAX CAP	460 x 300 x 95mm 18 x 12 x 3¾"	-	-	7	56	1586 kg / 3498 lbs
12" CORNER	300 x 200 x 200mm 12 x 8 x 8"	-	-	2	40	1068 kg / 2355 lbs
16" CORNER	400 x 300 x 90mm 16 x 8 x 8"	-	-	2	30	980 kg / 2161 lbs

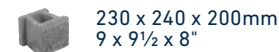
SHAPES & SIZES

CLASSIC 6 DEGREE



460 x 300 x 200mm
18 x 12 x 8"

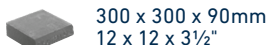
JUMBO



230 x 240 x 200mm
9 x 9½ x 8"

only available in BC

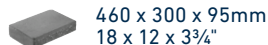
12" CAP / PRO MAX CAP



300 x 300 x 90mm
12 x 12 x 3½"

PRO MAX CAP (BC ONLY)

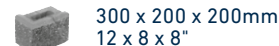
18" CAP / PRO MAX CAP



460 x 300 x 95mm
18 x 12 x 3¾"

PRO MAX CAP (BC ONLY)

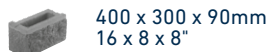
12" CORNER



300 x 200 x 200mm
12 x 8 x 8"

Only Available in BC

16" CORNER



400 x 300 x 90mm
16 x 8 x 8"



CHARCOAL



GREY



ROCKY MOUNTAIN BLEND

Wall Blocks Only



SILVERADO

Only available in British Columbia.

LEARN MORE

View the product page on **Belgard.com** for more information



TECHNICAL SPECS

- Simple, functional dry stack stone with classic lines to address any grade changes
- Multiple sizes can be used individually or together creating a beautiful patterned walls called Abbey Blend
- The raised lip and notch lock each block in place for simple, functional and dependable construction
- Coordinating corners and caps to provide beautiful finishing touches
- 6 degree setback
- Maximum wall height dependent on site conditions. Contact a Belgard representative for details.

QUALITY FOR LIFE

Every step of our manufacturing process incorporates rigorous research, testing and quality assurance. We demand the highest quality from each of our facilities across North America. We believe in creating world class building products that stand the test of time. See our lifetime warranty at **Belgard.com/Warranty**

Due to the natural materials in our products, colours may vary from those shown on the cut sheet. We recommend viewing actual product samples to ensure the perfect colour and finish for each project.

DIAMOND PRO® AIR SMOOTH

Retaining

This innovative high-performance wall features a clean, contemporary look and is 30% lighter with efficiencies on every level.



RETAINING



STEPS



COLUMNS

PALLET INFORMATION

DIAMOND PRO® AIR SMOOTH		SQFT/ PALLET	SQFT/ LAYER	LAYER/ PALLET	UNITS/ PALLET	WEIGHT/ PALLET
BLOCK	203 x 457 x 292mm 8 x 18 x 11½	40	–	–	40	1129 kg / 2490 lbs
CAP	102 x 457 / 305 x 330mm 4 x 18 / 12 x 13	–	–	6	54	1178 kg / 2598 lbs
CORNER	450 x 230 x 200mm 18 x 9 x 8	–	–	3	24	1048 kg / 2310 lbs

SHAPES & SIZES

BLOCK



203 x 457 x 292mm
8 x 18 x 11½

CAP



102 x 457 / 305 x 330mm
4 x 18 / 12 x 13

CORNER



450 x 230 x 200mm
18 x 9 x 8



ANTHRACITE



HICKORY
Special order



SHADED GREY

LEARN MORE

View the product page on **Belgard.com** for more information



TECHNICAL SPECS

- Can be installed as a gravity wall or geogrid-reinforced wall
- Weighing only 54 lbs., this 1 square foot block maximizes installation and shipping efficiencies
- Front lug design produces a $\frac{3}{16}$ " per unit setback for a 4° system batter
- Cores align for easy filling
- Ideally situated for retaining walls less than 12 feet tall
- Can be used to build gravity walls up to 2' 6" high, including the buried course
- Minimum outside radius, measured on the top course to the front of the units: 6 feet

*Gravity wall heights are based on project specific conditions and may be lower than this value.

QUALITY FOR LIFE


Every step of our manufacturing process incorporates rigorous research, testing and quality assurance. We demand the highest quality from each of our facilities across North America. We believe in creating world class building products that stand the test of time. See our lifetime warranty at **Belgard.com/Warranty**

Due to the natural materials in our products, colours may vary from those shown on the cut sheet. We recommend viewing actual product samples to ensure the perfect colour and finish for each project.

DIAMOND PRO® AIR STRAIGHT

Retaining

Featuring a classic split-stone face and crisp edges, this innovative high-performance wall is 30% lighter with efficiencies on every level.



RETAINING



STEPS



COLUMNS

PALLET INFORMATION

DIAMOND PRO® AIR STRAIGHT		SQFT/ PALLET	SQFT/ LAYER	LAYER/ PALLET	UNITS/ PALLET	WEIGHT/ PALLET
BLOCK	203 x 457 x 292mm 8 x 18 x 11½	40	8	5	40	1089 kg / 2400 lbs
CAP	102 x 457 / 305 x 330mm 4 x 18 / 12 x 13	67.5 LNFT	11.25	6	56	1448 kg / 3192 lbs
CORNER	450 x 230 x 200mm 18 x 9 x 8	—	—	—	40	1434 kg / 3162 lbs

SHAPES & SIZES

BLOCK



203 x 457 x 292mm
8 x 18 x 11½

CAP



102 x 457 / 305 x 330mm
4 x 18 / 12 x 13

CORNER



450 x 230 x 200mm
18 x 9 x 8

*See your Belgard® representative for available sizes.



CHARCOAL



GREY



TAN

Special order for caps

LEARN MORE

View the product page on **Belgard.com** for more information



TECHNICAL SPECS

- Can be installed as a gravity wall or geogrid-reinforced wall
- Weighing only 54 lbs., this 1 square foot block maximizes installation and shipping efficiencies
- Front lug design produces a $\frac{3}{16}$ " per unit setback for a 4° system batter
- Cores align for easy filling
- Built-in handholds for easy handling
- Top course is placed upside down in order to increase capping efficiency
- Near-vertical geogrid-reinforced retaining walls up to 12 feet tall
- Gravity walls up to 3' 4" high*, including the buried course
- Minimum outside radius, measured on the top course to the front of the units: 4 feet
- Minimum inside radius, measured on the base course to the front of the units: 6 feet

*Gravity wall heights are based on project specific conditions and may be lower than this value.

QUALITY FOR LIFE


Every step of our manufacturing process incorporates rigorous research, testing and quality assurance. We demand the highest quality from each of our facilities across North America. We believe in creating world class building products that stand the test of time. See our lifetime warranty at **Belgard.com/Warranty**

Due to the natural materials in our products, colours may vary from those shown on the cut sheet. We recommend viewing actual product samples to ensure the perfect colour and finish for each project.

DIAMOND PRO® AIR QUARRIED FACE

Retaining Wall

Featuring the elegant look of natural quarried stone, this innovative high-performance wall is 30% lighter with efficiencies on every level.



RETAINING



FIRE PITS



KITCHEN



STEPS



COLUMNS

PALLET INFORMATION

DIAMOND PRO® AIR QUARRIED FACE		SQFT/ PALLET	SQFT/ LAYER	LAYER/ PALLET	UNITS/ PALLET	WEIGHT/ PALLET
BLOCK	100 x 500 x 250mm 4 x 20 x 10"	36	–	4	36	909 kg / 2004 lbs
CORNER	500 x 330 x 50mm 20 x 13 x 2"	–	–	2	24	898 kg / 1980 lbs
CAP	100 x 450 / 300 x 300mm 4 x 18 / 12 x 12"	–	–	–	50	1178 kg / 2598 lbs

SHAPES & SIZES

BLOCK



203 x 457 x 292mm
8 x 18 x 11 1/2"

CORNER



203 x 457 x 229mm
8 x 18 x 9"

CAP



100 x 450 / 300 x 300mm
4 x 18 / 12 x 12"



ASHWOOD
Special Order



CHARCOAL



IRON BAY
Special Order



NEWPORT GREY

LEARN MORE

View the product page on **Belgard.com** for more information



TECHNICAL SPECS

- Can be installed as a gravity wall or geogrid-reinforced wall.
- Weighing only 54 lbs., this 1 square foot block maximizes installation and shipping efficiencies
- Front lug design produces a $\frac{3}{16}$ " per unit setback for a 4° system batter
- Cores align for easy filling
- Top course is placed upside down to increase capping efficiency
- Ideally situated for retaining walls up to 12 feet tall
- Can be used to build gravity walls up to 3' 4" high*, including the buried course
- Minimum outside radius, measured on the top course to the front of the units: 4 feet
- Minimum inside radius, measured on the base course to the front of the units: 6 feet

*Gravity wall heights are based on project specific conditions and may be lower than this value. Check with your local Belgard Representative for product availability and colour options.

QUALITY FOR LIFE

Every step of our manufacturing process incorporates rigorous research, testing and quality assurance. We demand the highest quality from each of our facilities across North America. We believe in creating world class building products that stand the test of time. See our lifetime warranty at **Belgard.com/Warranty**

Due to the natural materials in our products, colours may vary from those shown on the cut sheet. We recommend viewing actual product samples to ensure the perfect colour and finish for each project.

MELVILLE™ WALL

Garden Wall | Freestanding

A distinctive smooth face, subtle edges and clean design make this wall stand out for the modern aesthetics it provides. The System is comprised of a double-sided wall unit, along with a matching cap.



FREESTANDING



GARDEN



FIRE PITS



KITCHEN



STEPS



COLUMNS

PALLET INFORMATION

MELVILLE™ WALL		SQFT/ PALLET	SQFT/ LAYER	LAYER/ PALLET	UNITS/ PALLET	WEIGHT/ PALLET
BLOCK	100 x 500 x 250mm 4 x 20 x 10"	–	–	6	48	1364 kg / 3007 lbs
CAP	50 x 500 x 330mm 2 x 20 x 13"	100 LF	–	10	60	1110 kg / 2448 lbs
WEDGE	100 x 240 x 250mm 4 x 9 1/2 x 10"	–	–	6	72	871 kg / 1921 lbs

SHAPES & SIZES

BLOCK



100 x 500 x 250mm
4 x 20 x 10"

CAP



50 x 500 x 330mm
2 x 20 x 13"

WEDGE



100 x 240 x 250mm
4 x 9 1/2 x 10"



ANTHRACITE



HICKORY
Special Order



SHADED GREY

LEARN MORE

View the product page on **Belgard.com** for more information



TECHNICAL SPECS

- Matching cap provides a seamless aesthetic
- Integrate cap into wall design to create depth and custom appearance
- Multiple installation patterns
- Smooth face and aesthetics pair well with our pre-built Melville Series of fire and kitchen features
- Simplistic design allows for easy installation of walls and other outdoor features
- 2 foot maximum height is perfect for garden and planter walls

QUALITY FOR LIFE

Every step of our manufacturing process incorporates rigorous research, testing and quality assurance. We demand the highest quality from each of our facilities across North America. We believe in creating world class building products that stand the test of time. See our lifetime warranty at **Belgard.com/Warranty**

Due to the natural materials in our products, colours may vary from those shown on the cut sheet. We recommend viewing actual product samples to ensure the perfect colour and finish for each project.

SIENASTONE

Retaining Wall

Featuring a classic split-stone face in a streamlined linear look, this large modular unit delivers both strength and style for retaining walls and steps.



RETAINING



STEPS



COLUMNS

PALLET INFORMATION

SIENASTONE		SQFT/ PALLET	SQFT/ LAYER	LAYER/ PALLET	UNITS/ PALLET	WEIGHT/ PALLET
SIENASTONE 500	1000 x 500 x 185mm 39 x 20 x 7 ³ / ₈ "	12	-	3	6	1200 kg / 2646 lbs
SIENASTONE 925	1000 x 925 x 185mm 39 x 26 x 7 ³ / ₈ "	6	-	3	3	1200 kg / 2646 lbs
SIENASTONE CORNER	1000 x 500 x 185mm 39 x 20 x 7 ³ / ₈ "	-	-	3	6	1278 kg / 2817 lbs

SHAPES & SIZES

SIENASTONE 500



1000 x 500 x 185mm
39 x 20 x 7³/₈"

SIENASTONE 925



1000 x 925 x 185mm
39 x 26 x 7³/₈"

SIENASTONE CORNER



1000 x 500 x 185mm
39 x 20 x 7³/₈"

This is a made to order product, please reach out for more information.



CHARCOAL



GREY

LEARN MORE

View the product page on **Belgard.com** for more information



TECHNICAL SPECS

- Traditional split face look with a streamlined profile
- Ideal for commercial and residential wall applications
- Easy to install
- Well-suited for load-bearing applications
- Can also be used for steps or stairs
- Large format sizing

QUALITY FOR LIFE

Every step of our manufacturing process incorporates rigorous research, testing and quality assurance. We demand the highest quality from each of our facilities across North America. We believe in creating world class building products that stand the test of time. See our lifetime warranty at **Belgard.com/Warranty**

Due to the natural materials in our products, colours may vary from those shown on the cut sheet. We recommend viewing actual product samples to ensure the perfect colour and finish for each project.

STACKSTONE®

Garden Wall | Freestanding

This block features a self-aligned tapered stone design with a beveled profile and a two-sided classic split-stone finish.



FREESTANDING



GARDEN



FIRE PITS



KITCHEN



STEPS



COLUMNS

PALLET INFORMATION

STACKSTONE®		SQFT/ PALLET	SQFT/ LAYER	LAYER/ PALLET	UNITS/ PALLET	WEIGHT/ PALLET
STANDARD	100 x 200 x 200mm 4 x 8 x 8"	30	–	5	150	1200 kg / 2646 lbs
CORNER	200(F) / 178(B) x 275 x 100mm 8(F) / 7(B) x 11 x 4"	–	–	3	48	642 kg / 1415 lbs
CAP	100 x 200 x 200mm 4 x 8 x 8"	–	–	5	150	1200 kg / 2646 lbs

SHAPES & SIZES

STANDARD



100 x 200 x 200mm
4 x 8 x 8"

CORNER



200(F) / 178(B) x 275 x 100mm
8(F) / 7(B) x 11 x 4"

CAP



100 x 200 x 200mm
4 x 8 x 8"



CHARCOAL



HICKORY

LEARN MORE

View the product page on **Belgard.com** for more information



TECHNICAL SPECS

- Finished on 2 sides
- Ideal for both straight and curved walls
- Self aligning, tapered design
- 24" height maximum
- Makes curves and corners easy

QUALITY FOR LIFE

Every step of our manufacturing process incorporates rigorous research, testing and quality assurance. We demand the highest quality from each of our facilities across North America. We believe in creating world class building products that stand the test of time. See our lifetime warranty at **Belgard.com/Warranty**

Due to the natural materials in our products, colours may vary from those shown on the cut sheet. We recommend viewing actual product samples to ensure the perfect colour and finish for each project.

STERLING® WALL

Retaining | Freestanding

The classic split-stone look of this retaining wall block is paired with an innovative design that allows the block to be split in half to create two-sided freestanding walls.



RETAINING



FREESTANDING



FIRE PITS



KITCHEN



STEPS



COLUMNS

PALLET INFORMATION

STERLING® WALL		SQFT/ PALLET	SQFT/ LAYER	LAYER/ PALLET	UNITS/ PALLET	WEIGHT/ PALLET
BLOCK	152 x 451 x 305mm 6 x 17¾ x 12"	33.2	–	5	45	1531 kg / 3375 lbs
CAP	75 x 457 / 305 x 330mm 3 x 18 / 12 x 13"	–	–	8	72	1786 kg / 3938 lbs

SHAPES & SIZES

BLOCK



152 x 451 x 305mm
6 x 17¾ x 12"

CAP



75 x 457 / 305 x 330mm
3 x 18 / 12 x 13"

Each pallet includes 1 box of Sterling Wall pins. Use 2 pins per unit.



CHARCOAL



GREY



SILVERADO

Wall Block Only

LEARN MORE

View the product page on **Belgard.com** for more information



TECHNICAL SPECS

- Build retaining walls with easy pin alignment and side view for placement visualization
- Block channels make easy pin alignment for battered or freestanding retaining walls
- Score marks for splitting block to make a two-sided freestanding wall unit
- Center score mark provides guide for splitting to make corner or column units
- Hand holds allow for easier handling during installation
- Maximum gravity retaining wall height is 4 ft*
- Retaining wall minimum inside radius, measured on the base course to the front of the units: 6 ft
- Retaining wall minimum outside radius, measured on the top course to the front of the units: 4 ft
- Maximum freestanding wall (FSW) height is 3 ft*
- Freestanding wall minimum radius 4 ft
- Maximum column height is 4 ft*
- Segmental retaining wall setback/system batter 10.60

Gravity wall heights are based on project specific conditions and may be lower than this value.

QUALITY FOR LIFE

Every step of our manufacturing process incorporates rigorous research, testing and quality assurance. We demand the highest quality from each of our facilities across North America. We believe in creating world class building products that stand the test of time. See our lifetime warranty at **Belgard.com/Warranty**

Due to the natural materials in our products, colours may vary from those shown on the cut sheet. We recommend viewing actual product samples to ensure the perfect colour and finish for each project.

BELGARD®

AN OLDCASTLE® APG OUTDOOR BRAND

ALBERTA
28234 Acheson Road
Acheson, AB, T7X 6A9
Toll Free: 1.800.232.9443

ALBERTA SOUTH
260032 RR 291
Rockyview County, AB, T4A 0T8
Toll Free: 1.800.279.3728

BRITISH COLUMBIA
8910 River Road
Delta BC, V4G 1B5

MANITOBA
1436 Chevrier Blvd
Winnipeg, MB, R3T 1Y6
Toll Free: 1.800.262.8869

© 2026 Oldcastle® APG, Inc. All Rights Reserved. BEL25-D-555250 | Canada | Revised 01/2026

DELMARO

Coping | 60mm

Contemporary styling in a small-format size creates a clean, continuous finished look of freeform pool and step designs.



MODULAR
SIZING

PALLET INFORMATION


DELMARO		LNFT/ PALLET	UNITS/ LAYER	LNFT/ LAYER	LAYER/ PALLET	UNITS/ PALLET	WEIGHT/ PALLET
COPING 60MM	6 x 12 x 2 ³ / ₈	54	36	18	3	108	686 kg / 1512 lbs

SHAPES & SIZES

COPING | 60MM



6 x 12 x 2³/₈



FOG



MIDNIGHT



PEARL

LEARN MORE

View the product page on [Beldgard.com](https://Belgard.com) for more information



TECHNICAL SPECS

- Easily follows both straight and curved pools and step edges
- Sized for freeform and radius applications difficult for larger units
- Front finished edge provides a clean waterline or tread detail
- True 3" incremental sizing compatible with all modular paver styles—look for Modular Sizing icon
- Edge detail matches Dimensions and Origins pavers for consistent transitions
- Modular dimensions simplify estimating and ordering
- Sizing and dimensions simplify installation and reduce cuts and waste

QUALITY FOR LIFE

Every step of our manufacturing process incorporates rigorous research, testing and quality assurance. We demand the highest quality from each of our facilities across North America. We believe in creating world class building products that stand the test of time. See our lifetime warranty at [Beldgard.com/Warranty](https://Belgard.com/Warranty)

Due to the natural materials in our products, colours may vary from those shown on the cut sheet. We recommend viewing actual product samples to ensure the perfect colour and finish for each project.

Regional colours may vary. Check with your local Belgard Sales Rep.

GRAVA

Coping | 60mm

Enriched with DuraFusion Technology for enhanced texture and wear-resistance, an elongated shape and distinctive slate-inspired texture provide a striking finishing touch to pools, steps and outdoor features.

AVAILABLE SPRING 2026



MODULAR
SIZING



DURAFUSION
TECHNOLOGY



FIRE PITS



STEP TREADS

PALLET INFORMATION

GRAVA		LNFT/ PALLET	UNITS/ LAYER	LNFT/ LAYER	LAYER/ PALLET	WEIGHT/ PALLET
COPING 60MM	36 x 15 x 2 $\frac{3}{8}$	54	3	9	6	3222

SHAPES & SIZES

COPING | 60MM



36 x 15 x 2 $\frac{3}{8}$



ASHWOOD 



CHESWICK 



IRON BAY 



NEWPORT GREY 



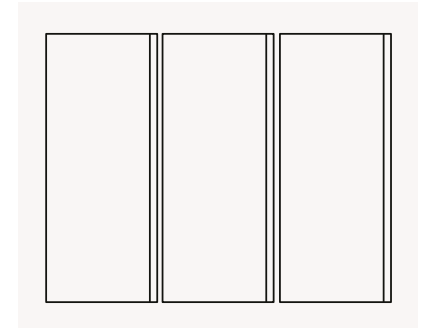
TEAK 

LEARN MORE

View the product page on **Belgard.com** for more information



PALLET LAYOUT



TECHNICAL SPECS

- Finishes straight pools, steps and wall caps with one coordinated look
- Front finished edge provides a clean waterline or tread detail
- True 3" incremental sizing compatible with all modular paver styles—look for Modular Sizing icon
- Edge detail and texture matches Origins pavers for consistent transitions
- Modular dimensions simplify estimating and ordering
- Sizing and dimensions simplify installation and reduce cuts and waste
- Large format, DuraFusion coping option for ultra premium finish



DuraFusion™ Technology

A bold, vibrant finish with a smoother, tighter texture.

QUALITY FOR LIFE

Every step of our manufacturing process incorporates rigorous research, testing and quality assurance. We demand the highest quality from each of our facilities across North America. We believe in creating world class building products that stand the test of time. See our lifetime warranty at **Belgard.com/Warranty**

Due to the natural materials in our products, colours may vary from those shown on the cut sheet. We recommend viewing actual product samples to ensure the perfect colour and finish for each project.

Regional colours may vary. Check with your local Belgard Sales Rep.

BELGARD®

AN OLDCASTLE® APG OUTDOOR BRAND

ALBERTA
28234 Acheson Road
Acheson, AB, T7X 6A9
Toll Free: 1.800.232.9443

ALBERTA SOUTH
260032 RR 291
Rockyview County, AB, T4A 0T8
Toll Free: 1.800.279.3728

BRITISH COLUMBIA
8910 River Road
Delta BC, V4G 1B5

MANITOBA
1436 Chevrier Blvd
Winnipeg, MB, R3T 1Y6
Toll Free: 1.800.262.8869

© 2026 Oldcastle® APG, Inc. All Rights Reserved. BEL25-D-555250 | Canada | Revised 01/2026

LANDINGS™

Step

The chiseled look of quarried limestone on the step tread and rise adds style to landscape level changes, while the smooth face of the remaining sides offers design flexibility.



PALLET INFORMATION

LANDINGS™ STEP		LNFT/ PALLET	LNFT/ LAYER	LAYER/ PALLET	UNITS/ PALLET	WEIGHT/ PALLET
STEP UNIT	1219 x 457 x 152mm 48 x 18 x 6"	24	-	-	6	1168 kg / 2574 lbs

SHAPES & SIZES

STEP UNIT



1219 x 457 x 152mm
48 x 18 x 6"




BLU STONE

Only available in Manitoba




DESERT TAN

Only available in Manitoba



GREY



MIDNIGHT



MOONLIGHT

Only available in Manitoba

LEARN MORE

View the product page on **Belgard.com** for more information



TECHNICAL SPECS

- Double-sided texture and two unique faces on the rise allow steps to be rotated for optimal aesthetics
- Smooth sides allow steps to be placed side by side for longer treads
- Granite-like texture on tread surface
- Even bottom and consistent size offer installation ease
- Palletized for easy removal by skid-steer loader
- Dry-cast production provides consistent colour throughout unit
- Riser faces are uniquely designed to nest together, creating an optional landing with a narrow joint

QUALITY FOR LIFE


Every step of our manufacturing process incorporates rigorous research, testing and quality assurance. We demand the highest quality from each of our facilities across North America. We believe in creating world class building products that stand the test of time. See our lifetime warranty at **Belgard.com/Warranty**

Due to the natural materials in our products, colours may vary from those shown on the cut sheet. We recommend viewing actual product samples to ensure the perfect colour and finish for each project.

MARINA™

Coping | 60mm

The smooth surface texture and refined, rounded edges make this bullnose coping a classic finishing touch to enhance pools and a variety of outdoor features.



PALLET INFORMATION

MARINA™ COPING		LNFT/ PALLET	LNFT/ LAYER	LAYER/ PALLET	UNITS/ PALLET	WEIGHT/ PALLET
COPING	150 x 300 x 60mm 6 x 12 x 2 3/8"	-	-	3	126	782 kg / 1725 lbs
COPING MANITOBA	150 x 300 x 60mm 6 x 12 x 2 3/8"	97.5	-	3	195	1250 kg / 2755 lbs

SHAPES & SIZES

COPING



150 x 300 x 60mm
6 x 12 x 2 3/8"



MIDNIGHT

LEARN MORE

View the product page on **Belgard.com** for more information



TECHNICAL SPECS

- Rounded edges protect feet and hands when getting out of a pool or going up and down steps
- Provides a finished edge that blends seamlessly with patios and pool decks
- Helps pool or spa hold its shape by keeping walls straight and rigid, and protects surrounding area from water damage
- Can be used to provide a finishing touch to steps, planters, walkways, and terraced patios

QUALITY FOR LIFE

Every step of our manufacturing process incorporates rigorous research, testing and quality assurance. We demand the highest quality from each of our facilities across North America. We believe in creating world class building products that stand the test of time. See our lifetime warranty at **Belgard.com/Warranty**


Due to the natural materials in our products, colours may vary from those shown on the cut sheet. We recommend viewing actual product samples to ensure the perfect colour and finish for each project.

MODENA

Coping | 60mm

Enriched with DuraFusion Technology for enhanced texture and wear-resistance, a modern elongated shape and elegantly smooth face provide a graceful finishing touch to pools, steps and outdoor features.

AVAILABLE SPRING 2026



MODULAR
SIZING



DURAFUSION
TECHNOLOGY



FIRE PITS



STEPS

PALLET INFORMATION

MODENA		LNFT/ PALLET	UNITS/ LAYER	LNFT/ LAYER	LAYER/ PALLET	WEIGHT/ PALLET
COPING 60MM	36 x 15 x 2 3/8	54	3	9	6	3222

SHAPES & SIZES

COPING | 60MM



36 x 15 x 2 3/8



ANTHRACITE 




HICKORY 



SCANDINA GREY 



SEPIA 




SHADED GREY 

LEARN MORE

View the product page on **Belgard.com** for more information



PALLET LAYOUT



TECHNICAL SPECS

- Finishes straight pools, steps and wall caps with one coordinated look
- Front finished edge for a clean waterline or tread detail
- True 3" incremental sizing compatible with all modular paver styles—look for Modular Sizing icon
- Edge detail matches Dimensions and Origins pavers for consistent transitions
- Modular dimensions simplify estimating and ordering
- Sizing and dimensions simplify installation and reduce cuts and waste
- Large format, DuraFusion coping option for ultra premium finish

DuraFusion™ Technology

A bold, vibrant finish with a smoother, tighter texture.

QUALITY FOR LIFE

Every step of our manufacturing process incorporates rigorous research, testing and quality assurance. We demand the highest quality from each of our facilities across North America. We believe in creating world class building products that stand the test of time. See our lifetime warranty at **Belgard.com/Warranty**

Due to the natural materials in our products, colours may vary from those shown on the cut sheet. We recommend viewing actual product samples to ensure the perfect colour and finish for each project.

Regional colours may vary. Check with your local Belgard Sales Rep.

ARTFORMS™

Modular Panel System

Innovative large-format modular panels offer contemporary lines and the versatility to create unlimited architectural features for outdoor living spaces.



PALLET INFORMATION

ARTFORMS™		SQFT/ PALLET	SQFT/ LAYER	LAYER/ PALLET	UNITS/ PALLET	WEIGHT/ PALLET
OPEN END	76 x 457 x 914mm 3 x 18 x 36"	81	-	9	9	1315 kg / 2900 lbs
CLOSE END	76 x 457 x 914mm 3 x 18 x 36"				9	
OPEN END	76 x 152 x 914mm 3 x 6 x 36"	31.5	-	3	3	499 kg / 1100 lbs
CLOSE END	76 x 152 x 914mm 3 x 6 x 36"				18	

SHAPES & SIZES

18 X 36



18 x 36 x 3

Pallets contain both open and close ended units

6 X 36



6 x 36 x 3

Pallets contain both open and close ended units

INSTALLATION HARDWARE*



ANCHOR SLIDE & NUT

50 units per box



JOINING PLATE

10 units per box



OUTER CORNER

10 units per box



INNER CORNER

10 units per box



STRETCHER

10 units per box

*Installation hardware is sold separately



ANTHRACITE



HICKORY
Special Order



SCANDINA GREY

LEARN MORE

View the product page on **Belgard.com** for more information



TECHNICAL SPECS

- Large format high-strength concrete panels
- Mechanically fastened with stainless steel hardware
- Ideal for outdoor living projects of all sizes
- Suitable for rooftop applications
- Efficient installation with minimal waste
- Minimal disruption for property owner
- Easily added to existing projects
- Endless design possibilities for outdoor living features including seat walls, fire and water features, planters, and outdoor kitchens

QUALITY FOR LIFE

Every step of our manufacturing process incorporates rigorous research, testing and quality assurance. We demand the highest quality from each of our facilities across North America. We believe in creating world class building products that stand the test of time. See our lifetime warranty at **Belgard.com/Warranty**

Due to the natural materials in our products, colours may vary from those shown on the cut sheet. We recommend viewing actual product samples to ensure the perfect colour and finish for each project.

BORDEAUX™ SERIES

Grill Island & Fire Features

Featuring timeless stackstone design with accents that emulate polished limestone, the components of this series transform outdoor living spaces with a coordinated, cohesive look.



SHAPES & SIZES

FIREPLACE



2'7"D x 4'3"W x 7'8"H
Pallet Weight: 4,170

WOOD BOXES



2'1¼"D x 3'3"W x 3'1"H Each
Sold as a pair
Pallet Weight: 3,070

LINEAR FIREPLACE



3'6½"D x 7'8"W x 4'5¼"H
Pallet Weight: 4,000

GRILL ISLAND



2'6"D x 5'11"W x 3'5"H
Grill & Doors included
Pallet Weight: 3,260

LINEAR FIRE TABLE



2'11"D x 6'2"W x 2'5"H
Pallet Weight: 2,500



PEWTER/MIDNIGHT



SIENNA/BUFF



SIENNA/MIDNIGHT

LEARN MORE

View the product page on **Belgard.com** for more information



TECHNICAL SPECS

- Pre-assembled modular features are each packaged as one unit that can be installed in hours versus days
- Units include fork slot configurations for easy transport and installation
- Fireplaces can be retro-fitted for gas burning log sets and burners
- Grill islands include stainless steel grill and door set—specify propane or natural gas when ordering

PLEASE NOTE: Be sure to check with your local municipality for any codes that may affect your installation.

Body Colour

Accent Colour



QUALITY FOR LIFE

Every step of our manufacturing process incorporates rigorous research, testing and quality assurance. We demand the highest quality from each of our facilities across North America. We believe in creating world class building products that stand the test of time. See our lifetime warranty at **Belgard.com/Warranty**

Due to the natural materials in our products, colours may vary from those shown on the cut sheet. We recommend viewing actual product samples to ensure the perfect colour and finish for each project.

MELVILLE™ SERIES

Grill Island & Fire Features

Stunning linear design features a smooth face and subtle edges to deliver a sleek, contemporary style. All components work together to provide a cohesive finished look.



SHAPES & SIZES

FIREPLACE



2'7"D x 4'3"W x 7'8"H
Pallet Weight: 4,170

WOOD BOXES



2'1¼"D x 3'3"W x 3'1"H Each
Sold as a pair
Pallet Weight: 3,070

LINEAR FIREPLACE



3'6½"D x 7'8"W x 4'5¼"H
Pallet Weight: 4,000

GRILL ISLAND



2'6"D x 5'11"W x 3'5"H
Grill & Doors included
Pallet Weight: 3,260


LINEAR FIRE TABLE



2'11"D x 6'2"W x 2'5"H
Pallet Weight: 2,500



SCANDINA GREY/MIDNIGHT



Accent Colour

Body Colour



LEARN MORE

View the product page on [Belgard.com](https://www.belgard.com) for more information



TECHNICAL SPECS

- Coordinates with Melville™ Wall and Melville™ Tandem Wall
- Pre-assembled modular features are each packaged as one unit that can be installed in hours versus days
- Units include fork slot configurations for easy transport and installation
- Fireplaces can be retro-fitted for gas burning log sets and burners
- Grill islands include stainless steel grill and door set — specify propane or natural gas when ordering

PLEASE NOTE: Be sure to check with your local municipality for any codes that may affect your installation.

QUALITY FOR LIFE

Every step of our manufacturing process incorporates rigorous research, testing and quality assurance. We demand the highest quality from each of our facilities across North America. We believe in creating world class building products that stand the test of time. See our lifetime warranty at [Belgard.com/Warranty](https://www.belgard.com/Warranty)

Due to the natural materials in our products, colours may vary from those shown on the cut sheet. We recommend viewing actual product samples to ensure the perfect colour and finish for each project.

MELVILLE™

Curb


The smooth, contemporary finish complements any outdoor space with an elongated shape and flexible installation options for a unique finishing touch.




PALLET INFORMATION

MELVILLE™ CURB		LNFT/ PALLET	LNFT/ LAYER	LAYER/ PALLET	UNITS/ PALLET	WEIGHT/ PALLET
CURB	4 x 24 x 6½	96	24	4	48	2480

SHAPES & SIZES





BOURBON
Special Order



FOG



MIDNIGHT



PEARL
Special Order

LEARN MORE

View the product page on **Belgard.com** for more information



TECHNICAL SPECS

- Elegant smooth face and elongated shape
- Perfect complement for oversized slabs and pavers
- Elegant finishing touch for driveways, walkways and gardens
- Pairs well with Melville pavers, walls and fire features
- Bury the course for low-profile curbing or lay at full height for a more dimensional look

QUALITY FOR LIFE

Every step of our manufacturing process incorporates rigorous research, testing and quality assurance. We demand the highest quality from each of our facilities across North America. We believe in creating world class building products that stand the test of time. See our lifetime warranty at **Belgard.com/Warranty**

Due to the natural materials in our products, colours may vary from those shown on the cut sheet. We recommend viewing actual product samples to ensure the perfect colour and finish for each project.

MELVILLE™

Fire Pit

Special wedge-shaped blocks of our smooth-faced Melville Wall create this circular fire pit to perfectly complement our Melville Series of walls and outdoor features.



ROUND FIRE PIT

- 54 $\frac{3}{8}$ " / 1381mm outside diameter
- 34 $\frac{3}{8}$ " / 864mm inside diameter
- Stacks 4 rows high
- 72 Pieces
- Pallet Weight: 871 kg / 1921 lbs
- Insert sold separately
- Cap sold separately

SHAPES & SIZES

WEDGE



762 x 1270 x 305mm
30 x 50 x 12

FIRE INSERT



Item #70580597
Elements 34" Smoke-less
Wood Fire Pit Insert

GAS INSERT



Item #70585063
Elements 34" Round Gas
Fire Pit Burner Kit



ANTHRACITE



HICKORY
Special Order



SHADED GREY

LEARN MORE

View the product page on **Belgard.com** for more information



TECHNICAL SPECS

- Special wedge-shaped blocks of Melville Wall
- Smooth linear face for contemporary appeal
- Coordinates with the Melville Series of kitchen and fire features
- Pallet includes all blocks needed to complete circular fire pit

QUALITY FOR LIFE

Every step of our manufacturing process incorporates rigorous research, testing and quality assurance. We demand the highest quality from each of our facilities across North America. We believe in creating world class building products that stand the test of time. See our lifetime warranty at **Belgard.com/Warranty**

Due to the natural materials in our products, colours may vary from those shown on the cut sheet. We recommend viewing actual product samples to ensure the perfect colour and finish for each project.

WHY PROS CHOOSE BELGARD

EXPERTISE

For over 25 years, Belgard has led the hardscape category with proven installation standards and training. Our Belgard Authorized Contractors and certified installers are backed with technical support and resources from takeoff to final walkthrough.

QUALITY

Belgard pavers and walls are engineered for long-term performance and beauty to reduce call-backs. Every product is backed by a transferable limited lifetime warranty, giving your customers confidence in your work.

INNOVATION

Belgard invests over 20,000 R&D hours each year to develop new hardscape systems, textures and installation solutions that help you work faster and build better spaces. Our products set performance standards and keep your offering ahead of trends.

SERVICE

Belgard and the Oldcastle APG family of brands deliver national scale with local manufacturing, distribution and field support. With more than 150 locations, we help keep product available, projects on schedule and jobsites supplied.

DESIGN

Belgard design tools, pattern libraries and visualization resources help you show customers what's possible and sell more complete outdoor living projects. From simple patios to complex multi-level spaces, our portfolio supports your client's vision.




TABLE OF CONTENTS

FIND YOUR
BELGARD
SALES REP
[Beldgard.com/FindMyRep](http://Belgard.com/FindMyRep)



PRODUCT
INSTALLATION
GUIDES
[Beldgard.com/InstallGuide](http://Belgard.com/InstallGuide)



4

SHAPE YOUR PLAN

- 6** Space Planning
- 8** Style Trends
- 10** Colour
- 12** Patterns & Scale
- 13** Texture
- 14** Define with Walls
- 16** Quality Assurance



20

PAVERS

- | | | | |
|--------------|---------------------|--------------|-------------------|
| 20 | Aqualine™ | 50 | Old Country Stone |
| 22 | Belgian Cobble® | 52-57 | Origins™ 3-Piece |
| 24 | Brooklyn™ | 58 | Origins™ Paver |
| 26 | Charlestone™ | 60 | Papyrus™ |
| 28 | Classic Standard | 62 | Texada |
| 30 | Cortez | 64 | Turfstone™ |
| 32-37 | Dimensions™ 3-Piece | 66 | VS5 |
| 38 | Dimensions™ Paver | | |
| 40 | Dimensions™ Slab | | |
| 42 | Empire™ | | |
| 44 | Flagstone | | |
| 46 | Geometric Shapes | | |
| 48 | Holland Stone | | |



68

PORCELAIN

- 68** Baltica
- 70** Glocal
- 72** Kao
- 74** November
- 76** Unico 2.0



78

WALLS

- 78** AB® Collection
- 80** Diamond Pro® Air Smooth
- 82** Diamond Pro® Air Straight
- 84** Diamond Pro® Air Quarried Face
- 86** Melville™ Wall
- 88** Sienastone
- 90** Stackstone®
- 92** Sterling® Wall



94

COPING, CAPS, EDGERS & STEPS

- 94** Delmaro
- 96** Grava
- 98** Landings™
- 100** Marina™
- 102** Modena



104

KITCHENS & FIRE FEATURES

- 104** Artforms™
- 106** Bordeaux™ Series
- 108** Melville™ Series
- 110** Melville™ Curb
- 112** Melville™ Fire Pit
- 114-115** Fire & Kitchen Accessories



116

RESOURCES

- 118-119** Colour Overview
- 120-121** Paver Technologies
- 122-123** Maintenance & Protection
- 124-125** Contractor Programs
- 126-127** Online Resources
- 128-137** Laying Patterns



Walkways

Poolsapes

Outdoor
Kitchens

YOUR EXPERTISE, THEIR DREAM SPACE

EXPLORE

SPACE FUNCTION AND USE

KEY SITE CHALLENGES AND
PERFORMANCE NEEDS

TIMING AND BUDGET GOALS

Outdoor
Dining Rooms

Outdoor
Living Rooms

BUILD FOR LIFESTYLE

DESIGNS FOR EVERY BUDGET

Help homeowners choose the right outdoor design by uncovering priorities before showing products. Use these prompts to guide the discussion and simplify their decision-making.



Entertainment-Ready Retreat

BEST FOR:

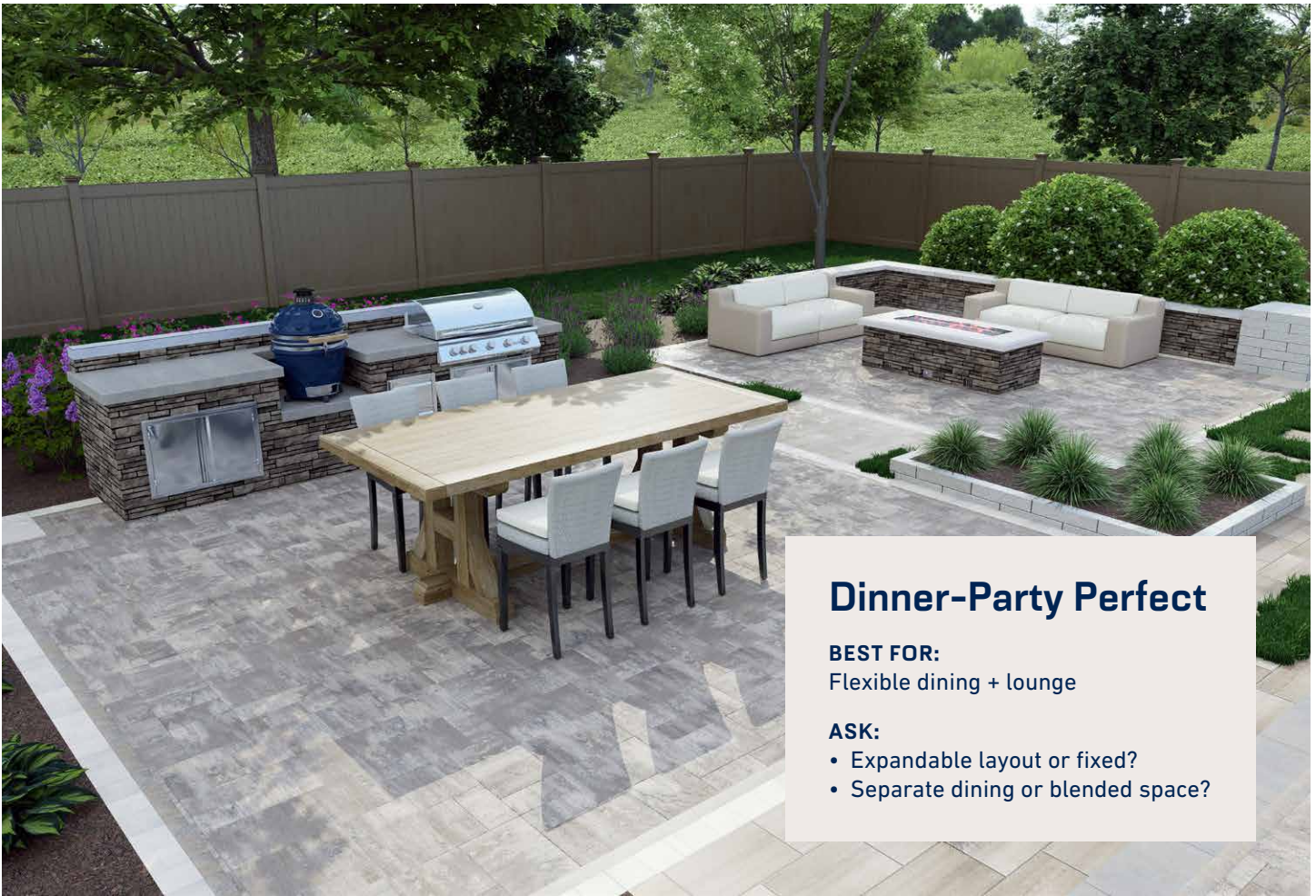
Big gatherings, outdoor cooking

ASK:

- Which feature is most important—fireplace, kitchen, or seating?
- Phase upgrades or build all at once?

Pro Tip

Position yourself as a long-term partner, not just a one-time installer. Offer seasonal maintenance and upgrade packages.




Dinner-Party Perfect

BEST FOR:

Flexible dining + lounge

ASK:

- Expandable layout or fixed?
- Separate dining or blended space?



The Simple Life

BEST FOR:

Budget-friendly, low maintenance

ASK:

- Speed or customization?
- Keep it simple or allow for growth?

Pro Tip

Modular pavers save time on design and installation and make expansions simpler.

DESIGN FOR STYLE

FIND THEIR PERFECT OUTDOOR STYLE

Help homeowners choose a look that fits their lifestyle and home. They've defined how they'll use the space and set a budget—now guide them toward a style that feels right.




Mega-Arbel, Origins 12, Landings Step & Artforms

Rustic Retreat

Natural textures and earthy tones for a cozy, organic feel.

ASK:

- Do you want the space to feel relaxed and connected to nature?
- Would rugged stone or wood accents complement your home?



Holland Stone



Dimensions 12 & Belgian Cobble



Charlestone

Refined Tradition


Classic patterns and rich tones for timeless elegance.

ASK:

- Do you prefer a formal, polished look?
- Are symmetry and pattern important to you?



Brooklyn, Weston Stone & Marina Coping



Dimensions 18 with Dimensions Border



Quarziti 2.0 & Artforms Fire Pit with Quarziti 2.0 Veneers

Modern Minimalism

Clean lines and smooth textures for a sleek, contemporary vibe.

ASK:

- Do you want an open, uncluttered space?
- Would large-format pavers or neutral tones fit your vision?

THE ART OF DESIGN


MAKE YOUR STATEMENT WITH COLOUR

You've defined the space and chosen a style—now let's pick colours that bring it all together. By guiding them through colour choices, you can elevate curb appeal and create designs that complement their home's style.



Solid Shades

Offer a clean, cohesive look that simplifies design decisions. Solid shades provide a timeless foundation, making landscaping and décor stand out effortlessly.



Monochromatic

Suggest a sleek, unified palette for homeowners who prefer understated elegance. Monochromatic designs highlight textures and patterns without overwhelming the space.



Contrasts

Encourage bold combinations for homeowners seeking visual interest. Contrasting colours define spaces, highlight features, and create a dynamic, eye-catching design.




Cool Blends

Introduce refreshing, modern tones that bring a sense of calm to outdoor spaces. Cool blends work well for contemporary styles, adding subtle sophistication homeowners will love.



Warm Tones

Warm tones create inviting, comfortable environments. They pair perfectly with natural elements and greenery, giving outdoor living areas a grounded, welcoming feel.



Mix & Match

Show how mixing colours and textures can personalize a space. This approach allows homeowners to create unique transitions between areas and express their individual style.

UNLOCKING FLEXIBILITY & FLOW

MODULAR SIZES. ENDLESS PATTERNS.

Show homeowners how size and layout choices transform the look and feel of their space—and how **modular** systems make it easy to customize now and expand later.




Dimensions Slab 24 x 36

Design Smarter: Scale + Pattern That Sell


- **Size Sets the Tone:** Big slabs create a modern, open feel, smaller units add detail and intimacy.
- **Pattern Adds Personality:** Straight lines feel calm, angled layouts bring energy.
- **Infinite Possibilities:** Mix sizes and patterns for custom designs now—and easy expansion later.



Dimensions 3 x 12




Origins & Dimensions Slab



Origins & Dimensions Slab



Empire & Dimensions Slab



Charlestone & Dimensions Slab


DESIGN YOU CAN FEEL

THE POWER OF TEXTURE

Texture is one of the most powerful tools in hardscape design, adding both personality and traction underfoot. Mix textures to balance interest, play with light and shadow, and create spaces that are both safe and inviting.



Betair Wall 2.0 with Marina Coping, Dimensions Paver & Origins 18



Papyrus Artforms


Layer in Vertical Texture

Consider pairing complementary textures across pavers and walls for a cohesive look, or contrast finishes to create visual depth and distinction between horizontal and vertical surfaces.

Smooth



Slate / Textured



Tumbled / Antiqued



Artisan



STRUCTURE & STYLE

WALLS THAT DEFINE SPACES

Walls do more than hold back soil—they shape how homeowners live outdoors. By creating boundaries, levels, and zones, walls turn ordinary yards into organized, functional, and inviting spaces.

Freestanding Walls

DEFINE ZONES. CREATE FLOW.

Carve out distinct areas for dining, lounging, or entertaining, turning open yards into organized, livable spaces.

Garden Walls

FRAME BEDS. POLISH LANDSCAPES.

Add structure to flower beds and planters for a clean, polished look that makes maintenance easier and landscaping more enjoyable.



Freestanding Wall Featuring Melville Wall



Freestanding / Retaining Wall Combo
Featuring Ashlar Tandem

Retaining Walls

TURN SLOPES INTO SPACES.

Transform steep grades into usable terraces for patios, gardens, or driveways, unlocking functional square footage.


Tiered Walls

LAYERED DESIGN. MAXIMUM USE.

Add depth, dimension and versatility with multilevel spaces that include plantings, seating and transitions.

Plan with Purpose

Before choosing a wall product, consider what it needs to do—hold back soil, create levels, or simply add style. Function determines the right design.



Tiered Retaining Wall Featuring Diamond Pro Air

Smart Strength for Every Landscape

DIAMOND PRO® AIR

Engineered for performance and designed for elegance, Diamond Pro Air walls offer multiple textures and colours to fit any style. Lightweight, easy-to-handle blocks speed up installation, saving time and labor, and maximize usable space without compromising durability.




Retaining walls over 4 feet in height should be designed by a qualified engineer.

HOW IT'S MADE


CRAFTSMANSHIP BACKED BY INNOVATION

QUALITY FOR LIFE

Belgard has taken the artistry of handcrafted stone to a higher level. Through research and innovation, we've developed a deep understanding of how to make modern, best-in-class hardscape products that fit the lifestyle of today's homeowners and commercial developments, while still honoring the artisans of old.



RESEARCH & DEVELOPMENT



QUALITY ASSURANCE

INTENTIONAL AT EVERY STEP

Every step of our manufacturing process incorporates rigorous research, testing and quality assurance. Whether our teams are designing a new surface texture, validating a colour formula, or inspecting finished product for defects, we demand the highest quality from each of our facilities across North America. We believe in creating world-class building products that stand the test of time.

DESIGN WITH CONFIDENCE

REQUEST COLOUR SWATCHES ONLINE

Planning your project just got easier!
Visit the **product page** on **Belgard.com**
to request high-resolution colour swatches.
It's quick, simple, and helps you make
informed design decisions.



[Belgard.com/Products](https://belgard.com/Products)



Lifetime Coverage That Works as Hard as You Do.

- Transferable warranty
- Timely investigations
- Added peace of mind with lifetime coverage for homeowners



**REGISTER AN
INSTALLATION**

[Belgard.com/Warranty](https://belgard.com/Warranty)



Melville Wall and Dimensions Slab



SHOP THE PRODUCTS

STYLISH, PERFORMANCE-DRIVEN
OPTIONS FOR SMART DESIGNS
AND SMOOTH INSTALLS

ENHANCED OUTDOOR LIVING

COMPLETE THE VISION

Appliances & Accents



WANT MORE
KITCHEN, FIRE OR
WATER FEATURES?

ElementsHome.com



FIRE PITS & BOWLS

Artisan fire features and planters to enhance the style of any space.



Artisan Cast Stone
Rectangle Fire Pit




Artisan Cast Stone
Square Bowl

FIRE PIT INSERTS

Burner kits and inserts for easy installation of fire features.



Elements Round Gas
Fire Pit Burner Kit



Smoke-less
Fire Pit Insert

ARTFORMS™ + ELEMENTS™

Our Artforms™ Modular Panel System is designed to work seamlessly with Elements™ appliances and accessories for the efficient installation of contemporary outdoor kitchens and living rooms.

Pro Tip

Set yourself up for repeat business by phasing projects: Start with a patio now—add a kitchen next season!



OUTDOOR COOKING (carts available for freestanding options)

Gourmet cooking appliances for outfitting outdoor kitchens with grills, burners, smokers and more.



Elements Blue Diamond Kamado



Elements Griddle



Elements Pro Built-In Grill

OUTDOOR KITCHEN STORAGE

Storage and refrigeration for enhancing functionality.



Elements 2-Bin Trash Door



Elements Double Drawers



Elements 22" Outdoor Refrigerator



BB
BELGARD
PAVES THE WAY

BB
BELGARD
PAVES THE WAY

BB
BELGARD
PAVES THE WAY

OLDCASTLE

RESOURCES FOR EVERY STEP

EXPLORE LAYING PATTERNS,
DESIGN TOOLS, AND BUSINESS
RESOURCES THAT MAKE EVERY
PROJECT EASIER AND EVERY
RESULT EXCEPTIONAL



EXPLORE THE 2026

COLOUR OFFERINGS

With so many shades, hues and variations, we've made it easy to create the exact aesthetic and personality to fit each vision.

*Available in Pavers Only **Available in Walls Only

Solid Colours

Products with a consistent colour tone throughout are primarily used for design accents or to create a neutral backdrop.



GREY



NATURAL



ROSEWOOD*



CHARCOAL



MIDNIGHT

Tone-on-Tone Colours

Subtle shifts in shade and tone within the same colour family are often used to create a contemporary look.



ANTHRACITE



SEPIA



HICKORY



SHADED GREY



SCANDINA GREY



SHADOW

Due to the natural materials in our products, colours may vary from those shown in our catalog. We recommend viewing actual product samples to ensure the perfect colour and finish for each project.

Blended Colours

Blends of three or more complementary or contrasting Colours create a more dramatic look.



GRANITE*



NEWPORT GREY*



TEAK



SANDALWOOD*



ROCKY MOUNTAIN BLEND**



VICTORIAN



IRON BAY



SILVERADO**



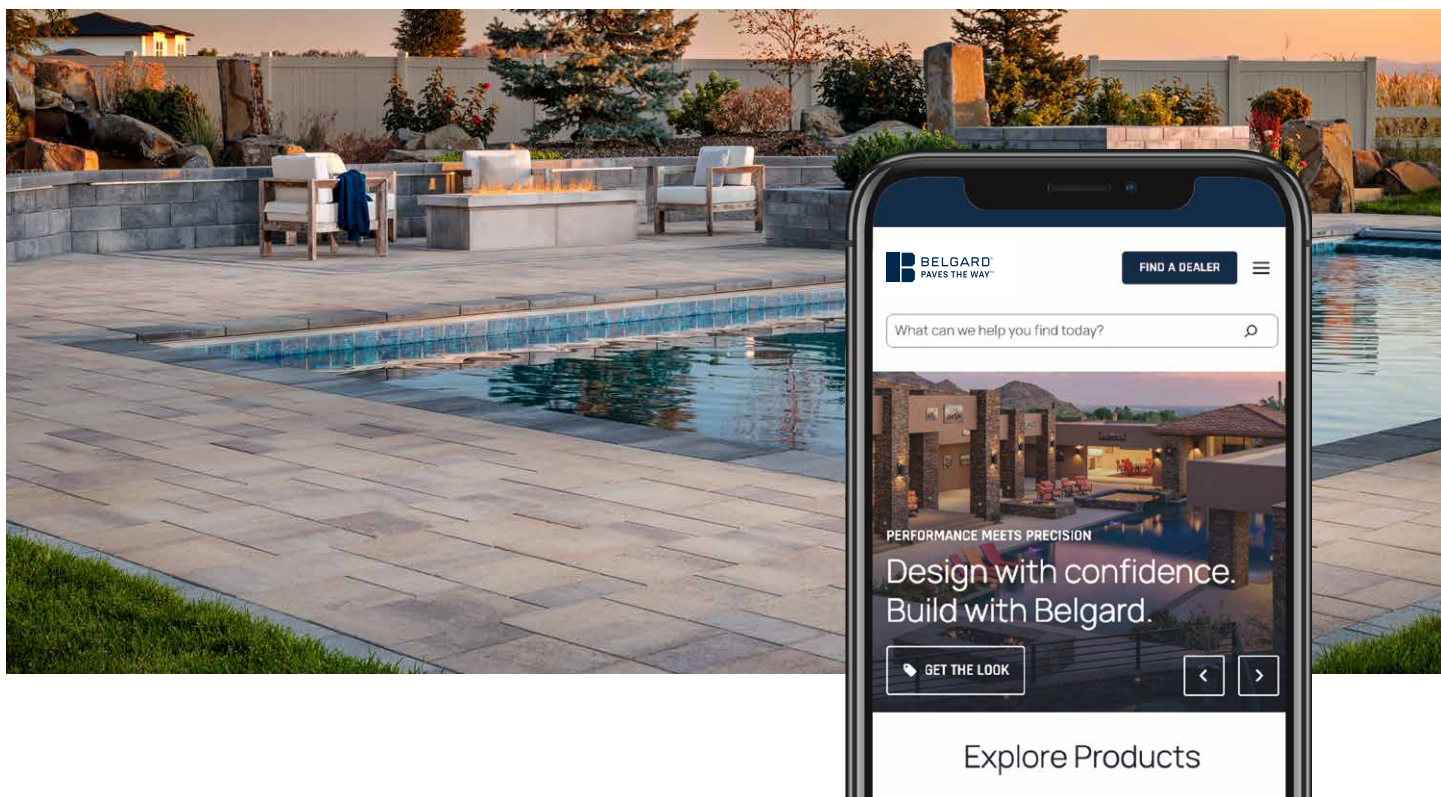
ASHWOOD



CHESWICK

GO BEYOND COLOUR

Discover how colour is just the beginning. Explore **Belgard.com** for endless inspiration and complete your outdoor living vision with local products.




Explore Products

PAVER TECHNOLOGY GUIDE

OPTIONS THAT PERFORM FOR EVERY LIFESTYLE

Choose textures and tones for the desired look, with performance engineered for how the space will be used. No matter the climate or site conditions, the right paver technology stands up to everyday life and delivers lasting style.

The Right Paver Technology for the Right Project, Every Time.



Core Mix

A staple in outdoor patio design, offering consistent colour through the whole paver to minimize wear.



DuraFusion™

Ideal for design-forward projects and regions with harsh or unpredictable winter weather.



DURAFUSION
Papyrus



DURAFUSION
Dimensions Slab




CORE MIX
Geometric Shapes

DURAFUSION
Dimensions 6 x 9

CORE MIX
Dimensions 12 x 24

DURAFUSION
Brooklyn



CORE MIX
Origins 18



DURAFUSION
Origins 12

DURAFUSION
Brooklyn

PROTECT THEIR INVESTMENT

MAINTENANCE & PROTECTION

For 40 years, Techniseal® products have been trusted by residential and commercial hardscape installers. As a one-stop shop, Belgard offers Techniseal sealers, adhesives and edging to achieve long-lasting results.



WANT MORE
PRODUCT OPTIONS?

Belgard.com/Techniseal



REMOVE STAINS

Tackle tough surface stains with specially formulated stain removers.



Rust stain
remover



Dirt & grease
stain remover

ELIMINATE EFFLORESCENCE

Maintain and restore the beauty of your hardscape surfaces.



Paver restorer
removes haze
created by some
polymeric sands



Paver Prep dislodges
efflorescence and
ground-in dirt

PREVENT WEEDS & EROSION


Enhance aesthetics, durability and stability of paver projects.



The smart choice
for everyday
installations



High-performance,
the only real
no-haze, no-dust
alternative



Maintenance Tip

Allow pavers to cure prior to sealant application. Discuss with your representative, as cure time varies by climate. Maintain the long-term beauty of pavers by cleaning and resealing every 3 to 5 years.



STAIN RESISTANCE

Protect pavers or enhance colour with top quality sealers.



Natural look with matte finish, preserves the natural beauty of pavers

Colour Boost CB+ matte finish, enhances the colour of pavers

ENHANCE STABILITY

NextGel™ technology ensures stability of patios and walkways.



Fortified hardscape concrete edging

SUPERIOR STRENGTH

Bond construction materials 50% faster (8-minute bond time).



Hardscape foam adhesive

PARTNERING FOR YOUR SUCCESS

BELGARD AUTHORIZED CONTRACTOR PROGRAM



**SIGN UP
TODAY**

[Beldgard.com/Pro](https://Belgard.com/Pro)



✓ **Exclusive Sales Tools**

Win more jobs with custom resources.

✓ **Priority Leads**

Get homeowner inquiries first.

✓ **Homeowner Financing**

Offer flexible payment options.

✓ **VIP Events**

Network and learn at exclusive gatherings.



GROW YOUR BUSINESS WITH BELGARD

BUILD SKILLS. BOOST PROFITS. DRIVE SUCCESS.

Hands-On Learning

Master hardscape techniques and trends through interactive sessions.

Industry Certifications

Earn credentials that build trust and set you apart.

Networking That Counts

Connect with pros, share ideas, and grow partnerships.

Flexible Learning Options

Learn in person or online—anytime, anywhere.



**FIND
TRAINING**

[Beldgard.com/Training](https://Belgard.com/Training)



**BUILD MORE, EARN MORE
WITH BELGARD.**

Oldcastle® APG Partner Rewards is a contractor loyalty program that not only provides rewards for your purchases across numerous Oldcastle® APG brands, it also opens the door for opportunities to grow your business. Let's build your business together.



— Oldcastle[®]APG —
**PARTNER
REWARDS**

**ENROLL
TODAY**

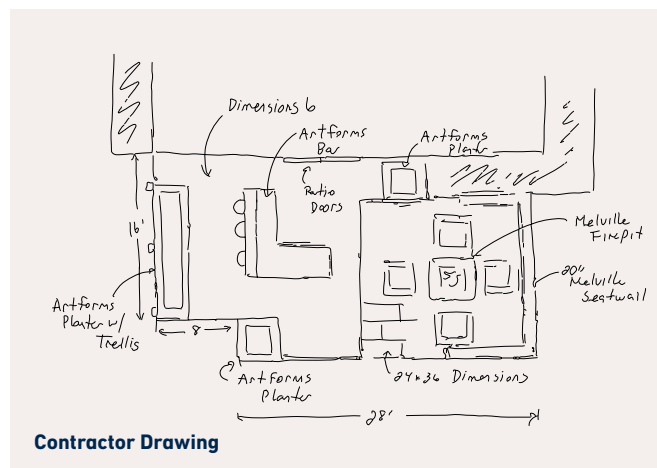
OldcastlePartnerRewards.com



CLOSE SALES FASTER

BELGARD DESIGN STUDIO

Showing homeowners a clear vision of their project is key to closing the deal. Belgard Design Studio gives you customizable templates and augmented reality tools that make it easy for clients to picture their finished space. By helping them see the design come to life, you remove hesitation and give them the confidence to say yes.




BELGARD DESIGN STUDIO

Turn your personal photos & sketches into customized 3D digital renderings.



[Belgard.com/DesignStudio](https://belgard.com/DesignStudio)




BELGARD RESOURCES

ARTFORMS IDEA BOOK



ARTFORMS IDEA BOOK - SPANISH



INSTALLATION GUIDE

FIND YOUR SALES REP

Need help with designs?



[Belgard.com/Rooms](https://www.belgard.com/Rooms)

Browse hundreds of pre-designed outdoor living spaces that simplify planning, design, and installation for your dream backyard.

- Create sharable collections of favorite designs
- Customize layouts and materials with Design Studio
- Get full plans with materials lists



INCLUDING
AUGMENTED
REALITY!




LAYING PATTERNS

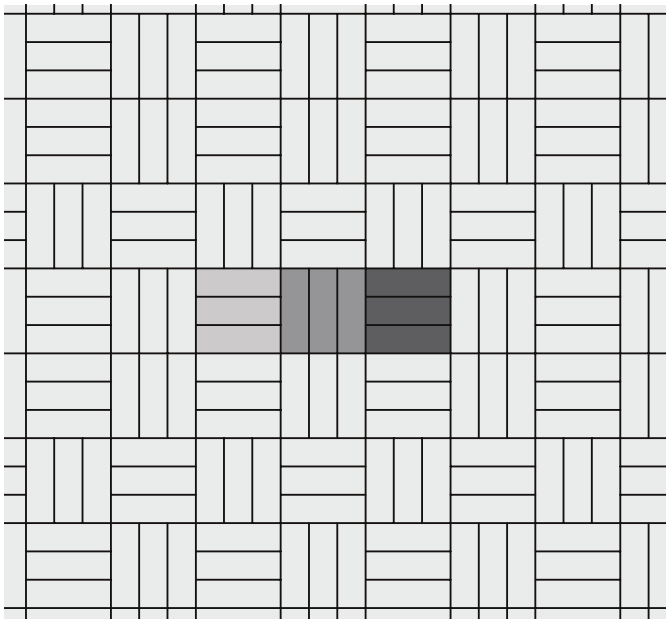
AutoCAD® hatch pattern files can be downloaded from belgard.com for use in architectural drawings.

Brooklyn™

Running Bond | 100% 3 x 9




Basket Weave | 100% 3 x 9



Charlestone™

Running Bond | 25% 6 x 6, 33% 6 x 9, 42% 6 x 12



Important
Note


Some patterns may not necessarily reflect the percentages of stone sizes within a particular pallet. In some cases you may have extras in one or more of the sizes. **This must be accounted for in your planning and design.**

Important Note


Some patterns may not necessarily reflect the percentages of stone sizes within a particular pallet. In some cases you may have extras in one or more of the sizes. **This must be accounted for in your planning and design.**

Dimensions™ 6 | Origins™ 6


3-Piece



Herringbone



Running Bond

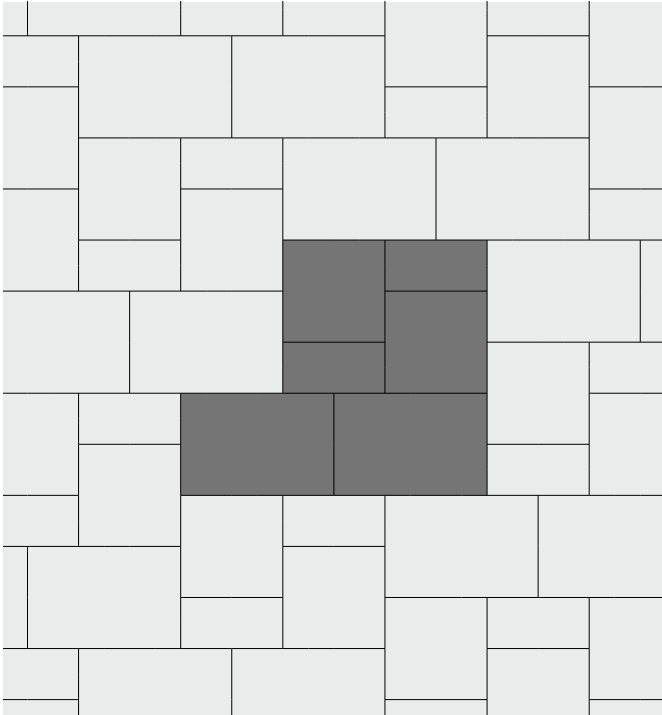


Important Note

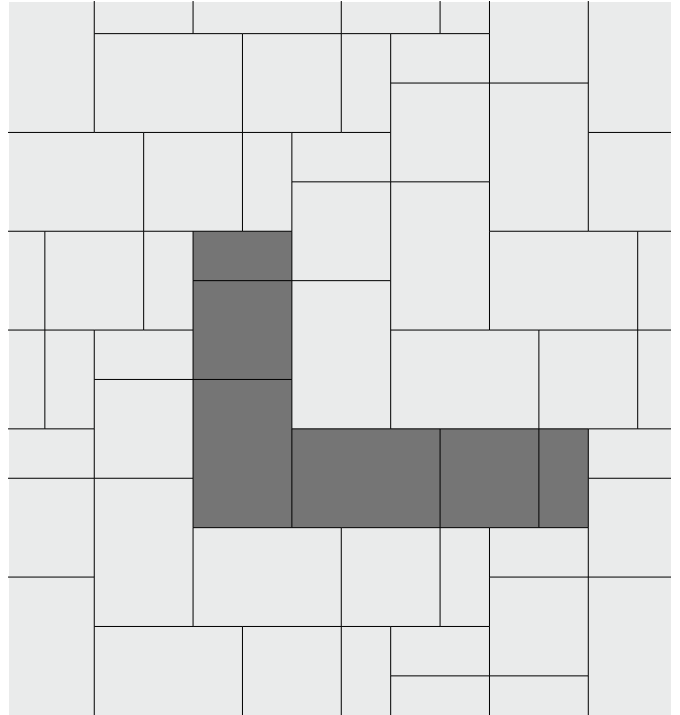
Some patterns may not necessarily reflect the percentages of stone sizes within a particular pallet. In some cases you may have extras in one or more of the sizes. **This must be accounted for in your planning and design.**

Dimensions™ 12 | Origins™ 12


3-Piece



Herringbone



Running Bond




*Important
Note*


Some patterns may not necessarily reflect the percentages of stone sizes within a particular pallet. In some cases you may have extras in one or more of the sizes. **This must be accounted for in your planning and design.**

Dimensions™ 18 | Origins™ 18 | Papyrus™ 18


Pattern A



Pattern B



Pattern C




Important Note

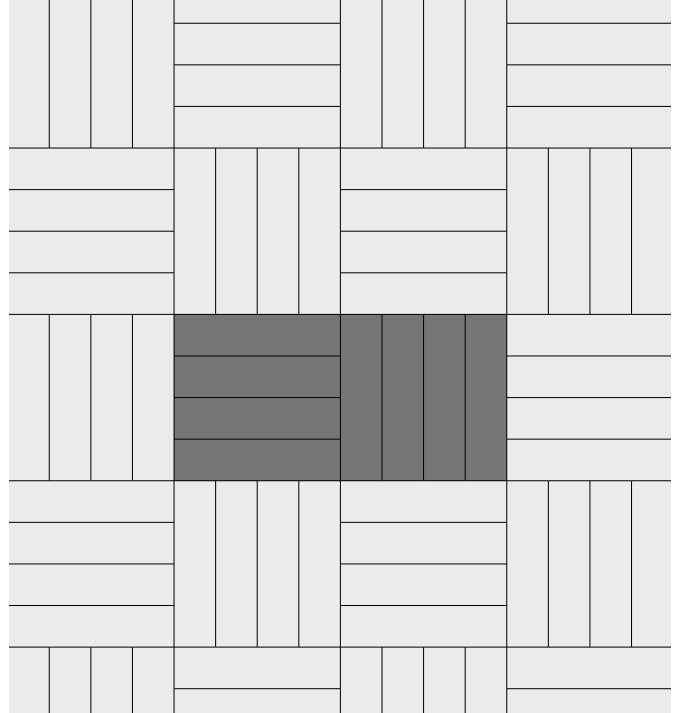
Some patterns may not necessarily reflect the percentages of stone sizes within a particular pallet. In some cases you may have extras in one or more of the sizes. **This must be accounted for in your planning and design.**

Dimensions™ Paver


Running Bond | 100% 3 x 12




Basket Weave | 100% 3 x 12



Herringbone | 100% 3 x 12



Running Bond | 100% 6 x 9




Important Note


Some patterns may not necessarily reflect the percentages of stone sizes within a particular pallet. In some cases you may have extras in one or more of the sizes. **This must be accounted for in your planning and design.**

Dimensions™ Paver


Basket Weave | 100% 6 x 9




Herringbone pattern diagram



Running Bond | 100% 6 x 12



Herringbone pattern diagram




Important Note


Some patterns may not necessarily reflect the percentages of stone sizes within a particular pallet. In some cases you may have extras in one or more of the sizes. **This must be accounted for in your planning and design.**

Dimensions™ Slab

Stack Bond | 100% 12 x 24




Running Bond | 100% 12 x 24




Geometric Shapes

Hexagon | 100% 10 $\frac{1}{2}$ x 12



Half Hexagon | 1100% 12 x 6




Important Note


Some patterns may not necessarily reflect the percentages of stone sizes within a particular pallet. In some cases you may have extras in one or more of the sizes. **This must be accounted for in your planning and design.**

Holland Stone


Running Bond | 100% 4 x 8



Herringbone | 100% 4 x 8



Basket Weave | 100% 4 x 8




Important Note


Some patterns may not necessarily reflect the percentages of stone sizes within a particular pallet. In some cases you may have extras in one or more of the sizes. **This must be accounted for in your planning and design.**

Aqualine™

Running Bond | 100% 4½ x 9




Basket Weave | 100% 4½ x 9




Classic Standard

Double Standard | 50% Double Standard, 50% Standard



Dimensions™ Slab | Texada

Herringbone | 100% 12 x 24




*Important
Note*

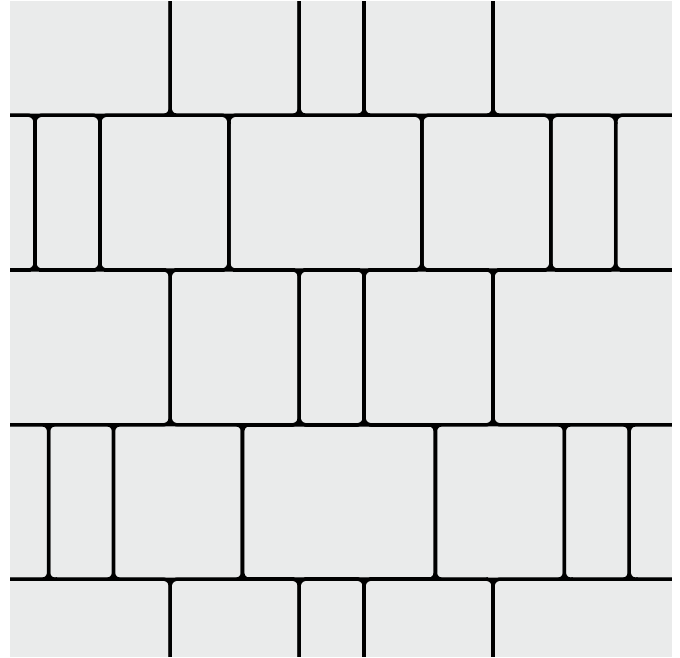
Some patterns may not necessarily reflect the percentages of stone sizes within a particular pallet. In some cases you may have extras in one or more of the sizes. **This must be accounted for in your planning and design.**

Old Country Stone

45° Basket Weave | 100% Type 2




Running Bond | 50% Type 1, 34% Type 2, 16% Type 3




VS5

Herringbone | 100% 3 x 12



Pattern 3



Every Outdoor Possibility. One Trusted Partner.

Complete solutions to simplify how pros design and deliver outstanding spaces.

RDI®
Railing

SAKRETE®
Bagged Concrete

PEBBLETEC®
Pool Finishes

MOISTURESHIELD®
Composite Decking



CATALYST™
Fencing

FREESTYLE™
Shade & Privacy

ELEMENTS™
Outdoor Cooking

TECHNISEAL®
Finish & Protect

BELGARD®
Hardscapes



Oldcastle® APG
A CRH COMPANY

Oldcastle® APG transforms how pros approach outdoor projects with integrated hardscape, decking, fencing and railing solutions backed by the expertise and resources of one powerful partner. The result is streamlined planning, smoother installs and elevated spaces that help more clients Live Well Outside.

OldcastleAPG.com

BELGARD®

AN OLDCASTLE® APG OUTDOOR BRAND

BELGARD.CA

© 2026 Oldcastle® APG, Inc. All Rights Reserved. BEL25-D-555250 | Canada West | Revised 01/2026