

# BELGARD®

Pro Consultation Guide



# WHY PROS CHOOSE BELGARD

## EXPERTISE

For over 25 years, Belgard has led the hardscape category with proven installation standards and training. Our Belgard Authorized Contractors and certified installers are backed with technical support and resources from takeoff to final walkthrough.

## QUALITY

Belgard pavers and walls are engineered for long-term performance and beauty to reduce call-backs. Every product is backed by a transferable limited lifetime warranty, giving your customers confidence in your work.

## INNOVATION


Belgard invests over 20,000 R&D hours each year to develop new hardscape systems, textures and installation solutions that help you work faster and build better spaces. Our products set performance standards and keep your offering ahead of trends.

## SERVICE

Belgard and the Oldcastle APG family of brands deliver national scale with local manufacturing, distribution and field support. With more than 150 locations, we help keep product available, projects on schedule and jobsites supplied.

## DESIGN

Belgard design tools, pattern libraries and visualization resources help you show customers what's possible and sell more complete outdoor living projects. From simple patios to complex multi-level spaces, our portfolio supports your client's vision.





# TABLE OF CONTENTS

FIND YOUR  
BELGARD  
SALES REP  
[Belgard.com/FindMyRep](http://Belgard.com/FindMyRep)



PRODUCT  
INSTALLATION  
GUIDES  
[Belgard.com/InstallGuide](http://Belgard.com/InstallGuide)



## SHAPE YOUR PLAN

- 6** Space Planning
- 8** Style Trends
- 10** Color
- 12** Patterns & Scale
- 13** Texture
- 14** Define with Walls
- 16** Quality Assurance



## PAVERS

- 20** Aqua Dublin®
- 22** Aqualine™
- 24** Belgian Cobble®
- 26** Brooklyn™
- 28** Cambridge Cobble®
- 30** Charlestone™
- 32-45** Dimensions™ 3-Piece
- 46-51** Dimensions™ Paver
- 52-55** Dimensions™ Plank
- 56** Dimensions™ Slab
- 58** Dublin Cobble®
- 60** Empire™
- 62** Hexagon 6
- 64** Holland Stone
- 66** Mega-Arbel®
- 68-79** Origins™ 3-Piece
- 80** Origins™ Paver
- 82** Papyrus™
- 84** Plaza™
- 86** Turfstone™



## PORCELAIN

- 88** Glocal
- 90** Jurupa
- 92** Noon
- 94** November
- 96** Quarziti 2.0
- 98** Silverlake
- 100** Unico 2.0



## WALLS

- 102** Ashlar Tandem™
- 104** Diamond Pro® Air Quarried
- 106** Diamond Pro® Air Smooth
- 108** Diamond Pro® Air Straight
- 110** Melville™ Wall
- 112** Melville Tandem™
- 114** Shelton Wall™
- 116** Steeple Crest™
- 118** Weston Stone™



## COPING, CAPS, EDGERS & STEPS

- 120** Anchor™ Caps
- 122** Anglia Edger®
- 124** Landings™ Step
- 126** Melville™ Curb
- 128** Delmaro Coping
- 130** Grava Coping
- 132** Marina™ Coping
- 134** Melville™ Coping
- 136** Modena Coping



## KITCHENS & FIRE FEATURES

- 138** Artforms™ Modular Panel System
- 140** Bordeaux™ Series
- 142** Melville™ Series
- 144** Melville™ Fire Pit
- 146** Weston Stone™ Fire Pit
- 148-149** Fire & Kitchen Accessories



## RESOURCES

- 152-153** Color Overview
- 154-155** Paver Technologies
- 156-157** Maintenance & Protection
- 158-160** Contractor Programs
- 161** Online Resources
- 162-171** Laying Patterns





Walkways

Poolscales

Outdoor  
Kitchens



# YOUR EXPERTISE, THEIR DREAM SPACE

## EXPLORE

SPACE FUNCTION AND USE

KEY SITE CHALLENGES AND  
PERFORMANCE NEEDS

TIMING AND BUDGET GOALS

Outdoor  
Dining Rooms

Outdoor  
Living Rooms



BUILD FOR LIFESTYLE

# DESIGNS FOR EVERY BUDGET

Help homeowners choose the right outdoor design by uncovering priorities before showing products. Use these prompts to guide the discussion and simplify their decision-making.



## Entertainment-Ready Retreat

**BEST FOR:**

Big gatherings, outdoor cooking

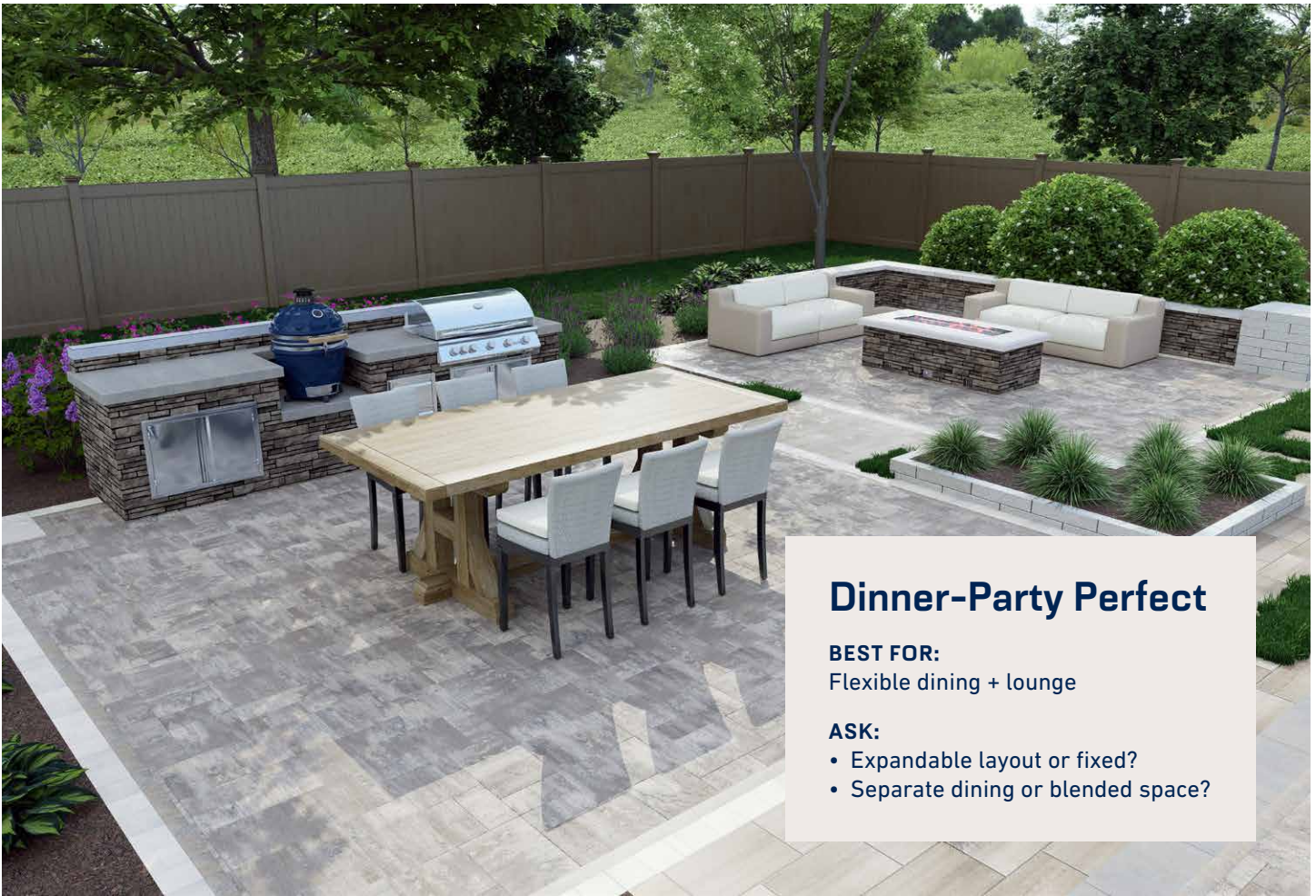
**ASK:**

- Which feature is most important—fireplace, kitchen, or seating?
- Phase upgrades or build all at once?

### *Pro Tip*

Position yourself as a long-term partner, not just a one-time installer. Offer seasonal maintenance and upgrade packages.






## Dinner-Party Perfect

### BEST FOR:

Flexible dining + lounge

### ASK:

- Expandable layout or fixed?
- Separate dining or blended space?



## The Simple Life

### BEST FOR:

Budget-friendly, low maintenance

### ASK:

- Speed or customization?
- Keep it simple or allow for growth?

### Pro Tip

Modular pavers save time on design and installation, and make expansions simpler.



## DESIGN FOR STYLE

# FIND THEIR PERFECT OUTDOOR STYLE

Help homeowners choose a look that fits their lifestyle and home. They've defined how they'll use the space and set a budget—now guide them toward a style that feels right.




Mega-Arbel, Origins 12, Landings Step & Artforms

## Rustic Retreat

Natural textures and earthy tones for a cozy, organic feel.

### ASK:

- Do you want the space to feel relaxed and connected to nature?
- Would rugged stone or wood accents complement your home?



Holland Stone



Dimensions 12 & Belgian Cobble





Charlestone

## Refined Tradition


Classic patterns and rich tones for timeless elegance.

### ASK:

- Do you prefer a formal, polished look?
- Are symmetry and pattern important to you?



Brooklyn, Weston Stone & Marina Coping



Dimensions 18 with Dimensions Border



Quarziti 2.0 & Artforms Fire Pit with Quarziti 2.0 Veneers

## Modern Minimalism

Clean lines and smooth textures for a sleek, contemporary vibe.

### ASK:

- Do you want an open, uncluttered space?
- Would large-format pavers or neutral tones fit your vision?



## THE ART OF DESIGN


# MAKE YOUR STATEMENT WITH COLOR

You've defined the space and chosen a style—now let's pick colors that bring it all together. By guiding them through color choices, you can elevate curb appeal and create designs that complement their home's style.



## Solid Shades

Offer a clean, cohesive look that simplifies design decisions. Solid shades provide a timeless foundation, making landscaping and décor stand out effortlessly.



## Monochromatic

Suggest a sleek, unified palette for homeowners who prefer understated elegance. Monochromatic designs highlight textures and patterns without overwhelming the space.



## Contrasts

Encourage bold combinations for homeowners seeking visual interest. Contrasting colors define spaces, highlight features, and create a dynamic, eye-catching design.






## Cool Blends

Introduce refreshing, modern tones that bring a sense of calm to outdoor spaces. Cool blends work well for contemporary styles, adding subtle sophistication homeowners will love.



## Warm Tones

Warm tones create inviting, comfortable environments. They pair perfectly with natural elements and greenery, giving outdoor living areas a grounded, welcoming feel.



## Mix & Match

Show how mixing colors and textures can personalize a space. This approach allows homeowners to create unique transitions between areas and express their individual style.



UNLOCKING FLEXIBILITY & FLOW

# MODULAR SIZES. ENDLESS PATTERNS.

Show homeowners how size and layout choices transform the look and feel of their space—and how **modular** systems make it easy to customize now and expand later.




Dimensions Slab 24 x 36

## Design Smarter: Scale + Pattern That Sell


- **Size Sets the Tone:** Big slabs create a modern, open feel, smaller units add detail and intimacy.
- **Pattern Adds Personality:** Straight lines feel calm, angled layouts bring energy.
- **Infinite Possibilities:** Mix sizes and patterns for custom designs now—and easy expansion later.



Dimensions 3 x 12




Origins & Dimensions Slab



Origins & Dimensions Slab



Empire & Dimensions Slab



Charlestone & Dimensions Slab




DESIGN YOU CAN FEEL

# THE POWER OF TEXTURE

Texture is one of the most powerful tools in hardscape design, adding both personality and traction underfoot. Mix textures to balance interest, play with light and shadow, and create spaces that are both safe and inviting.



Betair Wall 2.0 with Marina Coping, Dimensions Paver & Origins 18



Papyrus Artforms


## Layer in Vertical Texture

Consider pairing complementary textures across pavers and walls for a cohesive look, or contrast finishes to create visual depth and distinction between horizontal and vertical surfaces.

Smooth



Slate / Textured



Tumbled / Antiqued



Artisan





## STRUCTURE & STYLE

# WALLS THAT DEFINE SPACES

Walls do more than hold back soil—they shape how homeowners live outdoors. By creating boundaries, levels, and zones, walls turn ordinary yards into organized, functional, and inviting spaces.

## Freestanding Walls

**DEFINE ZONES. CREATE FLOW.**

Carve out distinct areas for dining, lounging, or entertaining, turning open yards into organized, livable spaces.

## Garden Walls

**FRAME BEDS. POLISH LANDSCAPES.**

Add structure to flower beds and planters for a clean, polished look that makes maintenance easier and landscaping more enjoyable.



Freestanding Wall Featuring Melville Wall



Freestanding / Retaining Wall Combo  
Featuring Ashlar Tandem

## Retaining Walls

**TURN SLOPES INTO SPACES.**

Transform steep grades into usable terraces for patios, gardens, or driveways, unlocking functional square footage.

## Tiered Walls


**LAYERED DESIGN. MAXIMUM USE.**

Add depth, dimension and versatility with multilevel spaces that include plantings, seating and transitions.

### *Plan with Purpose*

Before choosing a wall product, consider what it needs to do—hold back soil, create levels, or simply add style. Function determines the right design.





Tiered Retaining Wall Featuring Diamond Pro Air

## Smart Strength for Every Landscape

### DIAMOND PRO® AIR

Engineered for performance and designed for elegance, Diamond Pro Air walls offer multiple textures and colors to fit any style. Lightweight, easy-to-handle blocks speed up installation, saving time and labor, and maximize usable space without compromising durability.



Retaining walls over 4 feet in height should be designed by a qualified engineer.




HOW IT'S MADE


# CRAFTSMANSHIP BACKED BY INNOVATION

## QUALITY FOR LIFE

Belgard has taken the artistry of handcrafted stone to a higher level. Through research and innovation, we've developed a deep understanding of how to make modern, best-in-class hardscape products that fit the lifestyle of today's homeowners and commercial developments, while still honoring the artisans of old.



RESEARCH & DEVELOPMENT



QUALITY ASSURANCE

## INTENTIONAL AT EVERY STEP

Every step of our manufacturing process incorporates rigorous research, testing and quality assurance. Whether our teams are designing a new surface texture, validating a color formula, or inspecting finished product for defects, we demand the highest quality from each of our facilities across North America. We believe in creating world-class building products that stand the test of time.



DESIGN WITH CONFIDENCE

# REQUEST COLOR SWATCHES ONLINE

Planning your project just got easier!  
Visit the **product page** on **Belgard.com**  
to request high-resolution color swatches.  
It's quick, simple, and helps you make  
informed design decisions.



[Belgard.com/Products](https://belgard.com/Products)



## Lifetime Coverage That Works as Hard as You Do.

- Transferable warranty
- Timely investigations
- Added peace of mind with lifetime coverage for homeowners



**REGISTER AN  
INSTALLATION**

[Belgard.com/Warranty](https://belgard.com/Warranty)









# SHOP THE PRODUCTS


STYLISH, PERFORMANCE-DRIVEN  
OPTIONS FOR SMART DESIGNS  
AND SMOOTH INSTALLS



# AQUA DUBLIN®

## 3-Piece Permeable | 80mm

Reduce stormwater runoff with a permeable system that offers a smooth surface and the classic look of cut stone.



DRIVEWAY  
APPROVED



ACCESSIBLE  
SURFACE



PERMEABLE  
APPLICATION

### PALLET INFORMATION

AQUA DUBLIN™ 3-PIECE		SQFT/ PALLET	UNITS/ LAYER	SQFT/ LAYER	LAYER/ PALLET	WEIGHT/ PALLET
80MM	2 <sup>63</sup> / <sub>64</sub> X 6 <sup>13</sup> / <sub>32</sub> X 3 <sup>1</sup> / <sub>8</sub>	90.8	15	2.4	8	3100
	6 <sup>15</sup> / <sub>32</sub> X 6 <sup>15</sup> / <sub>32</sub> X 3 <sup>1</sup> / <sub>8</sub>		8	2.6		
	6 <sup>15</sup> / <sub>32</sub> X 9 <sup>13</sup> / <sub>16</sub> X 3 <sup>1</sup> / <sub>8</sub>		13	6.4		

### SHAPES & SIZES

#### 3-PIECE PERMEABLE | 80MM



2<sup>63</sup>/<sub>64</sub> X 6<sup>13</sup>/<sub>32</sub> X 3<sup>1</sup>/<sub>8</sub>



6<sup>15</sup>/<sub>32</sub> X 6<sup>15</sup>/<sub>32</sub> X 3<sup>1</sup>/<sub>8</sub>



6<sup>15</sup>/<sub>32</sub> X 9<sup>13</sup>/<sub>16</sub> X 3<sup>1</sup>/<sub>8</sub>





TOSCANA



VICTORIAN

## LEARN MORE

View the product page on **Belgard.com** for more information



## TECHNICAL SPECS

- Multipiece system
- Can eliminate stormwater runoff and improve water quality
- Meets the requirements of ASTM C936
- Suitable for pedestrian and vehicular applications
- Surface and micro-chamfer are ADA-compliant and minimize wheelchair vibration
- Optimized joint openings for infiltration and maintenance
- Joint Width: 10 mm
- Initial Surface Infiltration Rate: >500 inches per hour (varies based on joint infill gradation)
- Surface Open Area: 10%

## QUALITY FOR LIFE

Every step of our manufacturing process incorporates rigorous research, testing and quality assurance. We demand the highest quality from each of our facilities across North America. We believe in creating world-class building products that stand the test of time. See our lifetime warranty at **Belgard.com/Warranty**

Due to the natural materials in our products, colors may vary from those shown on the cut sheet. We recommend viewing actual product samples to ensure the perfect color and finish for each project.



# AQUALINE™

Permeable Paver | 80mm

Environmentally-friendly, timeless aesthetics provide effective rainwater management in either pedestrian and vehicular applications.



DRIVEWAY  
APPROVED



ACCESSIBLE  
SURFACE



PERMEABLE  
APPLICATION



MECHANICAL  
INSTALL

## PALLET INFORMATION

AQUALINE™		SQFT/ PALLET	UNITS/ LAYER	SQFT/ LAYER	LAYER/ PALLET	WEIGHT/ PALLET
80MM	4½ x 9 x 3⅞	90	44	11.25	8	3425.13

## SHAPES & SIZES

80MM



4½ x 9 x 3⅞

Machine lay product will contain ½ pieces equating to 9 sqft/pallet





TOSCANA




VICTORIAN

## LEARN MORE

View the product page on [Belgard.com](https://www.belgard.com) for more information



## PALLET LAYOUT



## TECHNICAL SPECS

- Machine lay product will contain 1/2 pieces equating to 9 sqft/pallet
- Interlocking spacer bars for increased structural performance
- Surface and micro-chamfer are ADA-compliant and minimize wheelchair vibration
- True installed dimensions for design optimization
- Optimal joint openings for infiltration and maintenance
- Can eliminate stormwater runoff and improve water quality
- Meets the requirements of ASTM C936
- Chamfer Width: 3 mm
- Spacer Bar Width: 10 mm
- Surface Infiltration Rate: > 500 inches per hour (varies based on joint infill gradation)
- Surface Open Area: 10%
- Can be installed mechanically with herringbone pallet layout

## QUALITY FOR LIFE

Every step of our manufacturing process incorporates rigorous research, testing and quality assurance. We demand the highest quality from each of our facilities across North America. We believe in creating world-class building products that stand the test of time. See our lifetime warranty at [Belgard.com/Warranty](https://www.belgard.com/Warranty)

Due to the natural materials in our products, colors may vary from those shown on the cut sheet. We recommend viewing actual product samples to ensure the perfect color and finish for each project.



# BELGIAN COBBLE®

Paver | 60mm

Emulating stones found lining a mountain creek bed, this multi-piece system can be installed as a permeable system and has seven unique shapes to create random patterns and picturesque settings.



DRIVEWAY  
APPROVED



PERMEABLE  
APPLICATION

## PALLET INFORMATION

BELGIAN COBBLE®		SQFT/ PALLET	UNITS/ LAYER	SQFT/ LAYER	LAYER/ PALLET	WEIGHT/ PALLET
MULTI-PIECE 60MM	Variable x 2%	85	–	8.5	10	2085

## SHAPES & SIZES

MULTI-PIECE | 60MM




Variable x 2%






BOURBON



MIDNIGHT



PEARL

## LEARN MORE

View the product page on **Belgard.com** for more information



## TECHNICAL SPECS

- Seven unique shapes create a random pattern
- Can be installed as either a standard or permeable system
- Permeable pavement installation requires site-specific engineering and proper base, bedding and joint aggregate material
- Techniseal polymeric jointing sand recommended for non-permeable applications
- Applications include walkways, patios, accents, borders and residential driveways

## QUALITY FOR LIFE

Every step of our manufacturing process incorporates rigorous research, testing and quality assurance. We demand the highest quality from each of our facilities across North America. We believe in creating world-class building products that stand the test of time. See our lifetime warranty at **Belgard.com/Warranty**

Due to the natural materials in our products, colors may vary from those shown on the cut sheet. We recommend viewing actual product samples to ensure the perfect color and finish for each project.



# BROOKLYN™

Paver | 60mm

Its warm, weathered stone appearance delivers a timeless look enriched with DuraFusion Technology for enhanced color, texture and wear-resistance.



MODULAR  
SIZING



DURAFUSION  
TECHNOLOGY



DRIVEWAY  
APPROVED



ACCESSIBLE  
SURFACE

## PALLET INFORMATION

BROOKLYN™		SQFT/ PALLET	UNITS/ LAYER	SQFT/ LAYER	LAYER/ PALLET	WEIGHT/ PALLET
60MM	3 x 9 x 2⅜	103.13	55	10.3	10	2806

## SHAPES & SIZES

60MM



3 x 9 x 2⅜






BOURBON 



MIDNIGHT 




ROSEWOOD 

## LEARN MORE

View the product page on **Belgard.com** for more information



## PALLET LAYOUT



## TECHNICAL SPECS

- True 3" increments for simplified design, quoting and ordering
- Compatible with all modular paver lines—look for Modular Sizing icon
- Modular dimensions reduce cuts, installation time, and waste
- Modular compatibility allows more creative pattern options
- Maximized pallet layout for jobsite efficiencies
- Ideal for walkways, patios, borders, accents and residential driveways
- Can be used to construct ADA-compliant pavement



### DuraFusion™ Technology

A bold, vibrant finish with a smoother, tighter texture

## QUALITY FOR LIFE

Every step of our manufacturing process incorporates rigorous research, testing and quality assurance. We demand the highest quality from each of our facilities across North America. We believe in creating world-class building products that stand the test of time. See our lifetime warranty at **Belgard.com/Warranty**

Due to the natural materials in our products, colors may vary from those shown on the cut sheet. We recommend viewing actual product samples to ensure the perfect color and finish for each project.



# CAMBRIDGE COBBLE®

Paver | 60mm

Gently rounded corners and a domed pillow-top surface provide clean lines and a classic architectural appearance.



DRIVEWAY  
APPROVED



ACCESSIBLE  
SURFACE

## PALLET INFORMATION

CAMBRIDGE COBBLE®		SQFT/ PALLET	UNITS/ LAYER	SQFT/ LAYER	LAYER/ PALLET	WEIGHT/ PALLET
6 X 6 60MM	6 x 6 x 2⅜	120	48	12	10	3145
6 X 9 60MM	6 x 9 x 2⅜	112	30	11.2	10	2995

## SHAPES & SIZES

6 X 6 | 60MM



6 x 6 x 2⅜

6 X 9 | 60MM



6 x 9 x 2⅜





TOSCANA



VICTORIAN

## LEARN MORE

View the product page on **Belgard.com** for more information



### TECHNICAL SPECS

- Classic style perfectly suited for almost any aesthetic and application
- Can be used to construct ADA-compliant pavement
- Ideal for patios, walkways and residential vehicular applications
- Two sizes available to create a multipiece look

### QUALITY FOR LIFE

Every step of our manufacturing process incorporates rigorous research, testing and quality assurance. We demand the highest quality from each of our facilities across North America. We believe in creating world-class building products that stand the test of time. See our lifetime warranty at **Belgard.com/Warranty**

Due to the natural materials in our products, colors may vary from those shown on the cut sheet. We recommend viewing actual product samples to ensure the perfect color and finish for each project.



# CHARLESTONE™

## 3-Piece Paver | 60mm

Designed to evoke the charm of early American streets, this system mimics the historical elegance of weathered, hand-cobbled stone.



MODULAR  
SIZING



DRIVEWAY  
APPROVED



MECHANICAL  
INSTALL

### PALLET INFORMATION

CHARLESTONE™ 3-PIECE		SQFT/ PALLET	UNITS/ LAYER	SQFT/ LAYER	LAYER/ PALLET	WEIGHT/ PALLET
60MM	6 x 6 x 2⅜	103.88	6	10.44	10	2757
	6 x 9 x 2⅜		12			
	6 x 12 x 2⅜		9			

### SHAPES & SIZES

#### 3-PIECE | 60MM



6 x 6 x 2⅜



6 x 9 x 2⅜



6 x 12 x 2⅜





ASHWOOD



FOG



MIDNIGHT



RIO



VICTORIAN

## LEARN MORE

View the product page on **Belgard.com** for more information



### TECHNICAL SPECS

- True 3" increments for simplified design, quoting and ordering
- Compatible with all modular paver lines—look for Modular Sizing icon
- Modular dimensions reduce cuts, installation time, and waste
- Modular compatibility allows more creative pattern options
- Maximized pallet layout for jobsite efficiencies
- Pallet optimized for both mechanical and manual installation
- Particularly ideal for driveways and walkways

### QUALITY FOR LIFE

Every step of our manufacturing process incorporates rigorous research, testing and quality assurance. We demand the highest quality from each of our facilities across North America. We believe in creating world-class building products that stand the test of time. See our lifetime warranty at **Belgard.com/Warranty**

Due to the natural materials in our products, colors may vary from those shown on the cut sheet. We recommend viewing actual product samples to ensure the perfect color and finish for each project.



# DIMENSIONS™ 6

## 3-Piece System | 60mm

Contemporary design meets traditional appeal with a smooth face and crisp, clean lines that pair well with any architectural style.



MODULAR  
SIZING



DRIVEWAY  
APPROVED



ACCESSIBLE  
SURFACE

### PALLET INFORMATION

DIMENSIONS™ 3-PIECE		SQFT/ PALLET	UNITS/ LAYER	SQFT/ LAYER	LAYER/ PALLET	WEIGHT/ PALLET
DIMENSIONS 6 60MM	3 x 6 x 2 3/8	120	16	2	10	3312
	6 x 6 x 2 3/8		16	4		
	6 x 9 x 2 3/8		16	6		

### SHAPES & SIZES

#### DIMENSIONS 6 | 60MM



3 x 6 x 2 3/8



6 x 6 x 2 3/8



6 x 9 x 2 3/8





ANTHRACITE



ASPEN



HICKORY



RIO



SCANDINA GRAY




VICTORIAN

## LEARN MORE

View the product page on [Belgard.com](https://www.belgard.com) for more information



## PALLET LAYOUT



## TECHNICAL SPECS

- True 3" increments for simplified design, quoting and ordering
- Compatible with all modular paver lines—look for Modular Sizing icon
- Modular dimensions reduce cuts, installation time, and waste
- Modular compatibility allows more creative pattern options
- Maximized pallet layout for jobsite efficiencies
- Ideal for patios, walkways and residential vehicular applications
- Surface and micro-chamfer are ADA-compliant and minimize wheelchair vibration

## QUALITY FOR LIFE

Every step of our manufacturing process incorporates rigorous research, testing and quality assurance. We demand the highest quality from each of our facilities across North America. We believe in creating world-class building products that stand the test of time. See our lifetime warranty at [Belgard.com/Warranty](https://www.belgard.com/Warranty)


Due to the natural materials in our products, colors may vary from those shown on the cut sheet. We recommend viewing actual product samples to ensure the perfect color and finish for each project.



# DIMENSIONS™ 12

## 3-Piece System | 60mm

Contemporary design meets traditional appeal with a smooth face and crisp, clean lines that pair well with any architectural style.



MODULAR  
SIZING



ACCESSIBLE  
SURFACE

### PALLET INFORMATION

DIMENSIONS™ 3-PIECE		SQFT/ PALLET	UNITS/ LAYER	SQFT/ LAYER	LAYER/ PALLET	WEIGHT/ PALLET
DIMENSIONS 12 60MM	6 x 12 x 2 <sup>3</sup> / <sub>8</sub>	120	4	2	10	3348
	12 x 12 x 2 <sup>3</sup> / <sub>8</sub>		4	4		
	12 x 18 x 2 <sup>3</sup> / <sub>8</sub>		4	6		

### SHAPES & SIZES

#### DIMENSIONS 12 | 60MM



6 x 12 x 2<sup>3</sup>/<sub>8</sub>



12 x 12 x 2<sup>3</sup>/<sub>8</sub>



12 x 18 x 2<sup>3</sup>/<sub>8</sub>





AMBER BEIGE



ASPEN



HICKORY



RIO



SCANDINA GRAY



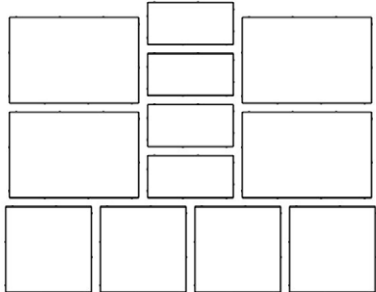
VICTORIAN

## LEARN MORE

View the product page on [Belgard.com](https://www.belgard.com) for more information



## PALLET LAYOUT



## TECHNICAL SPECS

- True 3" increments for simplified design, quoting and ordering
- Compatible with all modular paver lines—look for Modular Sizing icon
- Modular dimensions reduce cuts, installation time, and waste
- Modular compatibility allows more creative pattern options
- Maximized pallet layout for jobsite efficiencies
- Ideal for patios, walkways and pool decks
- Surface and micro-chamfer are ADA-compliant and minimize wheelchair vibration

## QUALITY FOR LIFE

Every step of our manufacturing process incorporates rigorous research, testing and quality assurance. We demand the highest quality from each of our facilities across North America. We believe in creating world-class building products that stand the test of time. See our lifetime warranty at [Belgard.com/Warranty](https://www.belgard.com/Warranty)


Due to the natural materials in our products, colors may vary from those shown on the cut sheet. We recommend viewing actual product samples to ensure the perfect color and finish for each project.



# DIMENSIONS™ 12

## 3-Piece System | 60mm

The contemporary lines and linear surface of Dimensions is enriched with DuraFusion Technology for enhanced color, texture and wear-resistance.



MODULAR  
SIZING



DURAFUSION  
TECHNOLOGY



ACCESSIBLE  
SURFACE

### PALLET INFORMATION

DIMENSIONS™ 3-PIECE		SQFT/ PALLET	UNITS/ LAYER	SQFT/ LAYER	LAYER/ PALLET	WEIGHT/ PALLET
DIMENSIONS 12 60MM	6 x 12 x 2 <sup>3</sup> / <sub>8</sub>	120	4	2	10	3348
	12 x 12 x 2 <sup>3</sup> / <sub>8</sub>		4	4		
	12 x 18 x 2 <sup>3</sup> / <sub>8</sub>		4	6		

### SHAPES & SIZES

#### DIMENSIONS 12 | 60MM



6 x 12 x 2<sup>3</sup>/<sub>8</sub>



12 x 12 x 2<sup>3</sup>/<sub>8</sub>



12 x 18 x 2<sup>3</sup>/<sub>8</sub>





ANTHRACITE 



SEPIA 



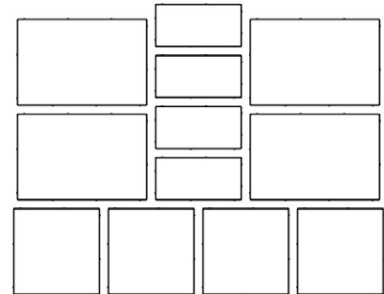
SHADED GRAY 

## LEARN MORE

View the product page on **Belgard.com** for more information



## PALLET LAYOUT



## TECHNICAL SPECS

- True 3" increments for simplified design, quoting and ordering
- Compatible with all modular paver lines—look for Modular Sizing icon
- Modular dimensions reduce cuts, installation time, and waste
- Modular compatibility allows more creative pattern options
- Maximized pallet layout for jobsite efficiencies
- Ideal for patios, walkways and pool decks
- Surface and micro-chamfer are ADA-compliant and minimize wheelchair vibration



### DuraFusion™ Technology

A bold, vibrant finish with a smoother, tighter texture

## QUALITY FOR LIFE

Every step of our manufacturing process incorporates rigorous research, testing and quality assurance. We demand the highest quality from each of our facilities across North America. We believe in creating world-class building products that stand the test of time. See our lifetime warranty at **Belgard.com/Warranty**

Due to the natural materials in our products, colors may vary from those shown on the cut sheet. We recommend viewing actual product samples to ensure the perfect color and finish for each project.



# DIMENSIONS™ 12

## 3-Piece System | 80mm

Contemporary design meets traditional appeal with a smooth face and clean lines in a larger format sizing that features the strength and durability to handle driveway applications.



MODULAR  
SIZING



DRIVEWAY  
APPROVED



ACCESSIBLE  
SURFACE

### PALLET INFORMATION

DIMENSIONS™ 3-PIECE		SQFT/ PALLET	UNITS/ LAYER	SQFT/ LAYER	LAYER/ PALLET	WEIGHT/ PALLET
DIMENSIONS 12 80MM	6 x 12 x 3 1/8	96	4	2	8	3570
	12 x 12 x 3 1/8		4	4		
	12 x 18 x 3 1/8		4	6		

### SHAPES & SIZES

#### DIMENSIONS 12 | 80MM



6 x 12 x 3 1/8



12 x 12 x 3 1/8



12 x 18 x 3 1/8





ASPEN



RIO



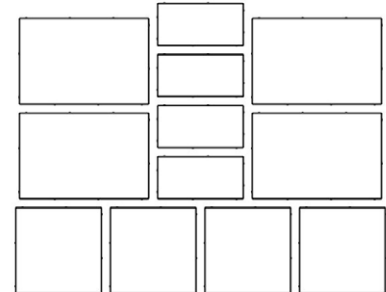
VICTORIAN

## LEARN MORE

View the product page on [Belgard.com](https://www.belgard.com) for more information



## PALLET LAYOUT



## TECHNICAL SPECS

- True 3" increments for simplified design, quoting and ordering
- Compatible with all modular paver lines—look for Modular Sizing icon
- Modular dimensions reduce cuts, installation time, and waste
- Modular compatibility allows more creative pattern options
- Maximized pallet layout for jobsite efficiencies
- Ideal for patios, walkways and residential vehicular applications
- Surface and micro-chamfer are ADA-compliant and minimize wheelchair vibration

## QUALITY FOR LIFE

Every step of our manufacturing process incorporates rigorous research, testing and quality assurance. We demand the highest quality from each of our facilities across North America. We believe in creating world-class building products that stand the test of time. See our lifetime warranty at [Belgard.com/Warranty](https://www.belgard.com/Warranty)

Due to the natural materials in our products, colors may vary from those shown on the cut sheet. We recommend viewing actual product samples to ensure the perfect color and finish for each project.



# DIMENSIONS™ 12

## 3-Piece System | 80mm

With strength to support vehicular loads, these durable pavers feature clean lines and a linear surface, enriched with DuraFusion Technology for enhanced color, texture and wear-resistance.



MODULAR  
SIZING



DRIVEWAY  
APPROVED



ACCESSIBLE  
SURFACE



DURAFUSION  
TECHNOLOGY

### PALLET INFORMATION

DIMENSIONS™ 3-PIECE		SQFT/ PALLET	UNITS/ LAYER	SQFT/ LAYER	LAYER/ PALLET	WEIGHT/ PALLET
DIMENSIONS 12 80MM	6 x 12 x 3 1/8	96	4	2	8	3570
	12 x 12 x 3 1/8		4	4		
	12 x 18 x 3 1/8		4	6		

### SHAPES & SIZES

#### DIMENSIONS 12 | 80MM



6 x 12 x 3 1/8



12 x 12 x 3 1/8



12 x 18 x 3 1/8





ANTHRACITE 



HICKORY 



SCANDINA GRAY 



SEPIA 



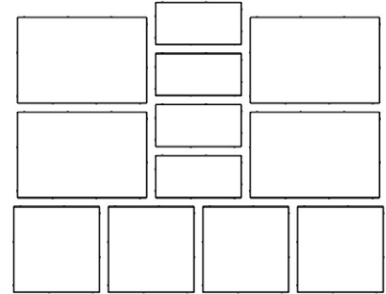
SHADED GRAY 

## LEARN MORE

View the product page on **Belgard.com** for more information



### PALLET LAYOUT



### TECHNICAL SPECS

- True 3" increments for simplified design, quoting and ordering
- Compatible with all modular paver lines—look for Modular Sizing icon
- Modular dimensions reduce cuts, installation time, and waste
- Modular compatibility allows more creative pattern options
- Maximized pallet layout for jobsite efficiencies
- Ideal for patios, walkways and residential vehicular applications
- Surface and micro-chamfer are ADA-compliant and minimize wheelchair vibration



#### DuraFusion™ Technology

A bold, vibrant finish with a smoother, tighter texture

### QUALITY FOR LIFE

Every step of our manufacturing process incorporates rigorous research, testing and quality assurance. We demand the highest quality from each of our facilities across North America. We believe in creating world-class building products that stand the test of time. See our lifetime warranty at **Belgard.com/Warranty**

Due to the natural materials in our products, colors may vary from those shown on the cut sheet. We recommend viewing actual product samples to ensure the perfect color and finish for each project.



# DIMENSIONS™ 18

## 3-Piece System | 60mm

Contemporary design meets traditional appeal with a smooth face and crisp, clean lines that pair well with any architectural style.




### PALLET INFORMATION

DIMENSIONS™ 3-PIECE		SQFT/ PALLET	UNITS/ LAYER	SQFT/ LAYER	LAYER/ PALLET	WEIGHT/ PALLET
DIMENSIONS 18 60MM	9 x 18 x 2⅜	112.5	2	2.25	10	2925
	18 x 18 x 2⅜		1	2.25		
	18 x 27 x 2⅜		2	6.75		

### SHAPES & SIZES

#### DIMENSIONS 18 | 60MM







AMBER BEIGE



ASPEN



HICKORY



RIO



SCANDINA GRAY



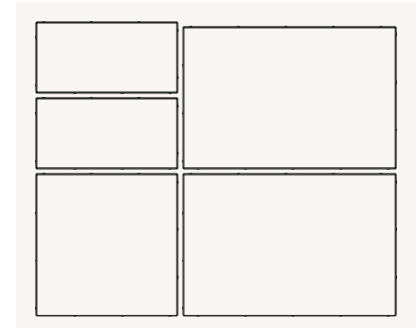
VICTORIAN

## LEARN MORE

View the product page on **Belgard.com** for more information



## PALLET LAYOUT



## TECHNICAL SPECS

- True 3" increments for simplified design, quoting and ordering
- Compatible with all modular paver lines—look for Modular Sizing icon
- Modular dimensions reduce cuts, installation time, and waste
- Modular compatibility allows more creative pattern options
- Maximized pallet layout for jobsite efficiencies
- Ideal for patios, walkways and pool decks
- Surface and micro-chamfer are ADA-compliant and minimize wheelchair vibration

## QUALITY FOR LIFE

Every step of our manufacturing process incorporates rigorous research, testing and quality assurance. We demand the highest quality from each of our facilities across North America. We believe in creating world-class building products that stand the test of time. See our lifetime warranty at **Belgard.com/Warranty**

Due to the natural materials in our products, colors may vary from those shown on the cut sheet. We recommend viewing actual product samples to ensure the perfect color and finish for each project.



# DIMENSIONS™ 18

## 3-Piece System | 60mm

The contemporary lines and linear surface of Dimensions is enriched with DuraFusion Technology for enhanced color, texture and wear-resistance.




### PALLET INFORMATION

DIMENSIONS™ 3-PIECE		SQFT/ PALLET	UNITS/ LAYER	SQFT/ LAYER	LAYER/ PALLET	WEIGHT/ PALLET
DIMENSIONS 18 60MM	9 x 18 x 2⅜	112.5	2	2.25	10	3152
	18 x 18 x 2⅜		1	2.25		
	18 x 27 x 2⅜		2	6.75		

### SHAPES & SIZES

#### DIMENSIONS 18 | 60MM








ANTHRACITE 



SEPIA 



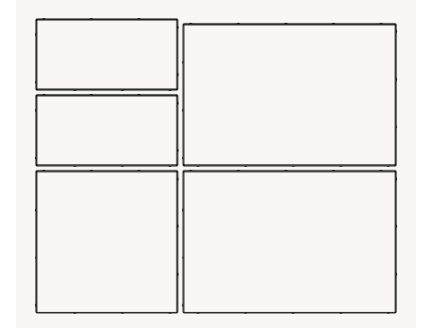
SHADED GRAY 

## LEARN MORE

View the product page on **Belgard.com** for more information



## PALLET LAYOUT



## TECHNICAL SPECS

- True 3" increments for simplified design, quoting and ordering
- Compatible with all modular paver lines—look for Modular Sizing icon
- Modular dimensions reduce cuts, installation time, and waste
- Modular compatibility allows more creative pattern options
- Maximized pallet layout for jobsite efficiencies
- Ideal for patios, walkways and pool decks
- Surface and micro-chamfer are ADA-compliant and minimize wheelchair vibration



### DuraFusion™ Technology

A bold, vibrant finish with a smoother, tighter texture

## QUALITY FOR LIFE

Every step of our manufacturing process incorporates rigorous research, testing and quality assurance. We demand the highest quality from each of our facilities across North America. We believe in creating world-class building products that stand the test of time. See our lifetime warranty at **Belgard.com/Warranty**


Due to the natural materials in our products, colors may vary from those shown on the cut sheet. We recommend viewing actual product samples to ensure the perfect color and finish for each project.



# DIMENSIONS™

## Paver | 60mm

Accentuate contemporary style with a smooth, linear surfaced paver that is ideal for installation of driveways, accents and small patios.



Dimensions 6 x 9



MODULAR  
SIZING



DRIVEWAY  
APPROVED



ACCESSIBLE  
SURFACE

### PALLET INFORMATION

DIMENSIONS™ PAVER		SQFT/ PALLET	UNITS/ LAYER	SQFT/ LAYER	LAYER/ PALLET	WEIGHT/ PALLET
6 X 9 60MM	6 x 9 x 2⅜	112.5	30	11.25	10	2982


### SHAPES & SIZES

6 X 9 | 60MM



6 x 9 x 2⅜






MIDNIGHT

## LEARN MORE

View the product page on **Belgard.com** for more information



### PALLET LAYOUT



### TECHNICAL SPECS

- True 3" increments for simplified design, quoting and ordering
- Compatible with all modular paver lines—look for Modular Sizing icon
- Modular dimensions reduce cuts, installation time, and waste
- Modular compatibility allows more creative pattern options
- Maximized pallet layout for jobsite efficiencies
- Ideal for walkways, patios, borders, accents and residential driveways
- Surface and micro-chamfer are ADA-compliant and minimize wheelchair vibration

### QUALITY FOR LIFE

Every step of our manufacturing process incorporates rigorous research, testing and quality assurance. We demand the highest quality from each of our facilities across North America. We believe in creating world-class building products that stand the test of time. See our lifetime warranty at **Belgard.com/Warranty**


Due to the natural materials in our products, colors may vary from those shown on the cut sheet. We recommend viewing actual product samples to ensure the perfect color and finish for each project.



DIMENSIONS™

Paver | 60mm

Accentuate contemporary style with a smooth, linear surface to create borders and inlaid designs that are captivating and timeless. This system is enriched with DuraFusion Technology for enhanced color, texture and wear-resistance.



MODULAR  
SIZING



DURAFUSION  
TECHNOLOGY



DRIVEWAY  
APPROVED



ACCESSIBLE  
SURFACE

PALLET INFORMATION

DIMENSIONS™ PAVER		SQFT/ PALLET	UNITS/ LAYER	SQFT/ LAYER	LAYER/ PALLET	WEIGHT/ PALLET
6 X 12 60MM	6 x 12 x 2⅜	120	24	12	10	3265

SHAPES & SIZES

6 X 12 | 60MM



6 x 12 x 2⅜





BOURBON 



FOG 



MIDNIGHT 




PEARL 

## LEARN MORE

View the product page on **Belgard.com** for more information



## PALLET LAYOUT



## TECHNICAL SPECS

- True 3" increments for simplified design, quoting and ordering
- Compatible with all modular paver lines—look for Modular Sizing icon
- Modular dimensions reduce cuts, installation time, and waste
- Modular compatibility allows more creative pattern options
- Maximized pallet layout for jobsite efficiencies
- Ideal for walkways, patios, borders, accents and residential driveways
- Surface and micro-chamfer are ADA-compliant and minimize wheelchair vibration



### DuraFusion™ Technology

A bold, vibrant finish with a smoother, tighter texture

## QUALITY FOR LIFE

Every step of our manufacturing process incorporates rigorous research, testing and quality assurance. We demand the highest quality from each of our facilities across North America. We believe in creating world-class building products that stand the test of time. See our lifetime warranty at **Belgard.com/Warranty**


Due to the natural materials in our products, colors may vary from those shown on the cut sheet. We recommend viewing actual product samples to ensure the perfect color and finish for each project.



# DIMENSIONS™

## Paver | 80mm

Accentuate contemporary style with a smooth, linear surface to create borders and inlaid designs that are captivating and timeless. This system is enriched with DuraFusion Technology for enhanced color, texture and wear-resistance.



### PALLET INFORMATION

DIMENSIONS™ PAVER		SQFT/ PALLET	UNITS/ LAYER	SQFT/ LAYER	LAYER/ PALLET	WEIGHT/ PALLET
6 X 12 80MM	6 x 12 x 3 1/8	96	24	12	8	3533

### SHAPES & SIZES

6 X 12 | 80MM



6 x 12 x 3 1/8





BOURBON 




MIDNIGHT 

## LEARN MORE

View the product page on [Belgard.com](https://Belgard.com) for more information



## PALLET LAYOUT



## TECHNICAL SPECS

- True 3" increments for simplified design, quoting and ordering
- Compatible with all modular paver lines—look for Modular Sizing icon
- Modular dimensions reduce cuts, installation time, and waste
- Modular compatibility allows more creative pattern options
- Maximized pallet layout for jobsite efficiencies
- Ideal for a variety of residential and commercial pedestrian and vehicular applications
- Surface and micro-chamfer are ADA-compliant and minimize wheelchair vibration



### DuraFusion™ Technology

A bold, vibrant finish with a smoother, tighter texture

## QUALITY FOR LIFE

Every step of our manufacturing process incorporates rigorous research, testing and quality assurance. We demand the highest quality from each of our facilities across North America. We believe in creating world-class building products that stand the test of time. See our lifetime warranty at [Belgard.com/Warranty](https://Belgard.com/Warranty)

Due to the natural materials in our products, colors may vary from those shown on the cut sheet. We recommend viewing actual product samples to ensure the perfect color and finish for each project.



# DIMENSIONS™

## Plank | 80mm

Clean lines and an elongated shape offer a modern architectural appearance with a size that supports vehicular loads for creating contemporary curb appeal.



MODULAR  
SIZING



DRIVEWAY  
APPROVED



ACCESSIBLE  
SURFACE

### PALLET INFORMATION

DIMENSIONS™ PLANK		SQFT/ PALLET	UNITS/ LAYER	SQFT/ LAYER	LAYER/ PALLET	WEIGHT/ PALLET
3 X 12 80MM	3 x 12 x 3 1/8	88	44	11	8	3142

### SHAPES & SIZES

3 X 12 | 80MM



3 x 12 x 3 1/8





MIDNIGHT



RIO



SCANDINA GRAY

## LEARN MORE

View the product page on [Belgard.com](https://Belgard.com) for more information



## PALLET LAYOUT


## TECHNICAL SPECS

- True 3" increments for simplified design, quoting and ordering
- Compatible with all modular paver lines—look for Modular Sizing icon
- Modular dimensions reduce cuts, installation time, and waste
- Modular compatibility allows more creative pattern options
- Maximized pallet layout for jobsite efficiencies
- Ideal for patios, walkways, residential driveways and light commercial vehicular applications
- Surface and micro-chamfer are ADA-compliant and minimize wheelchair vibration

## QUALITY FOR LIFE

Every step of our manufacturing process incorporates rigorous research, testing and quality assurance. We demand the highest quality from each of our facilities across North America. We believe in creating world-class building products that stand the test of time. See our lifetime warranty at [Belgard.com/Warranty](https://Belgard.com/Warranty)


Due to the natural materials in our products, colors may vary from those shown on the cut sheet. We recommend viewing actual product samples to ensure the perfect color and finish for each project.



# DIMENSIONS™

## Plank | 60mm

Clean lines and an elongated shape offer a modern architectural appearance that is enriched with DuraFusion Technology for enhanced color, texture and wear-resistance.



MODULAR  
SIZING



ACCESSIBLE  
SURFACE



DURAFUSION  
TECHNOLOGY

### PALLET INFORMATION

DIMENSIONS™ PLANK		SQFT/ PALLET	UNITS/ LAYER	SQFT/ LAYER	LAYER/ PALLET	WEIGHT/ PALLET
3 X 12 60MM	3 x 12 x 2 <sup>3</sup> / <sub>8</sub>	110	44	11	10	3014

### SHAPES & SIZES

3 X 12 | 60MM



3 x 12 x 2<sup>3</sup>/<sub>8</sub>





BOURBON 



FOG 



MIDNIGHT 



PEARL 

## LEARN MORE

View the product page on [Belgard.com](https://www.belgard.com) for more information



## PALLET LAYOUT


## TECHNICAL SPECS

- True 3" increments for simplified design, quoting and ordering
- Compatible with all modular paver lines—look for Modular Sizing icon
- Modular dimensions reduce cuts, installation time, and waste
- Modular compatibility allows more creative pattern options
- Maximized pallet layout for jobsite efficiencies
- Ideal for patios, walkways and accents
- Surface and micro-chamfer are ADA-compliant and minimize wheelchair vibration



### DuraFusion™ Technology

A bold, vibrant finish with a smoother, tighter texture

## QUALITY FOR LIFE

Every step of our manufacturing process incorporates rigorous research, testing and quality assurance. We demand the highest quality from each of our facilities across North America. We believe in creating world-class building products that stand the test of time. See our lifetime warranty at [Belgard.com/Warranty](https://www.belgard.com/Warranty)

Due to the natural materials in our products, colors may vary from those shown on the cut sheet. We recommend viewing actual product samples to ensure the perfect color and finish for each project.

# BELGARD®

AN OLDCASTLE® APG OUTDOOR BRAND

**NORTH SALT LAKE**  
333 S. Redwood Road  
North Salt Lake, UT 84054  
Ph: 800-800-4004


© 2026 Oldcastle® APG, Inc. All Rights Reserved. BEL25-D-555200 | Amcor | Revised 01/2026



# DIMENSIONS™

## Slab | 60mm

Expansive sizes, clean lines and a smooth surface create ultra-contemporary designs enriched with DuraFusion Technology for enhanced texture and wear-resistance.



MODULAR  
SIZING



DURAFUSION  
TECHNOLOGY



ACCESSIBLE  
SURFACE

### PALLET INFORMATION

DIMENSIONS™ SLAB		SQFT/ PALLET	UNITS/ LAYER	SQFT/ LAYER	LAYER/ PALLET	WEIGHT/ PALLET
12 X 24 60MM	12 x 24 x 2 <sup>3</sup> / <sub>8</sub>	120	6	12	10	3360
24 X 24 60MM	24 x 24 x 2 <sup>3</sup> / <sub>8</sub>	80	2	8	10	2240
24 X 36 60MM	24 x 36 x 2 <sup>3</sup> / <sub>8</sub>	120	2	12	10	3320
15 X 30 60MM	15 x 30 x 2 <sup>3</sup> / <sub>8</sub>	93.75	3	9.4	10	2619
9 X 18 60MM	9 x 18 x 2 <sup>3</sup> / <sub>8</sub>	112.5	10	11.3	10	3139

### SHAPES & SIZES

12 X 24 | 60MM



12 x 24 x 2<sup>3</sup>/<sub>8</sub>

24 X 24 | 60MM



24 x 24 x 2<sup>3</sup>/<sub>8</sub>

24 X 36 | 60MM



24 x 36 x 2<sup>3</sup>/<sub>8</sub>

15 X 30 | 60MM



15 x 30 x 2<sup>3</sup>/<sub>8</sub>

9 X 18 | 60MM



9 x 18 x 2<sup>3</sup>/<sub>8</sub>





ANTHRACITE 



HICKORY 



SCANDINA GRAY 



SEPIA 




SHADED GRAY 

## LEARN MORE

View the product page on [Belgard.com](https://Belgard.com) for more information



## PALLET LAYOUTS



12 X 24



24 X 24



24 X 36

## TECHNICAL SPECS

- True 3" increments for simplified design, quoting and ordering
- Compatible with all modular paver lines—look for Modular Sizing icon
- Modular dimensions reduce cuts, installation time, and waste
- Modular compatibility allows more creative pattern options
- Maximized pallet layout for jobsite efficiencies
- Ideal for patios, walkways and pool decks
- Surface and micro-chamfer are ADA-compliant and minimize wheelchair vibration



### DuraFusion™ Technology

A bold, vibrant finish with a smoother, tighter texture

## QUALITY FOR LIFE

Every step of our manufacturing process incorporates rigorous research, testing and quality assurance. We demand the highest quality from each of our facilities across North America. We believe in creating world-class building products that stand the test of time. See our lifetime warranty at [Belgard.com/Warranty](https://Belgard.com/Warranty)

Due to the natural materials in our products, colors may vary from those shown on the cut sheet. We recommend viewing actual product samples to ensure the perfect color and finish for each project.



# DUBLIN COBBLE®

## 3-Piece Paver | 60mm

The gently distressed surfaces and antiqued edges create a casually elegant time-worn look. This cobble's exceptional stability and durability makes it suitable for driveways.



DRIVEWAY  
APPROVED

### PALLET INFORMATION

DUBLIN COBBLE® 3-PIECE		SQFT/ PALLET	UNITS/ LAYER	SQFT/ LAYER	LAYER/ PALLET	WEIGHT/ PALLET
60MM	5 <sup>15</sup> / <sub>16</sub> x 2 <sup>15</sup> / <sub>16</sub> x 2 <sup>3</sup> / <sub>8</sub>	114	16	1.9	10	3150
	5 <sup>15</sup> / <sub>16</sub> x 5 <sup>15</sup> / <sub>16</sub> x 2 <sup>3</sup> / <sub>8</sub>		16	3.8		
	5 <sup>15</sup> / <sub>16</sub> x 8 <sup>7</sup> / <sub>8</sub> x 2 <sup>3</sup> / <sub>8</sub>		16	5.7		

### SHAPES & SIZES

#### 3-PIECE | 60MM



5<sup>15</sup>/<sub>16</sub> x 2<sup>15</sup>/<sub>16</sub> x 2<sup>3</sup>/<sub>8</sub>



5<sup>15</sup>/<sub>16</sub> x 5<sup>15</sup>/<sub>16</sub> x 2<sup>3</sup>/<sub>8</sub>



5<sup>15</sup>/<sub>16</sub> x 8<sup>7</sup>/<sub>8</sub> x 2<sup>3</sup>/<sub>8</sub>





ASPEN



RIO



TOSCANA




VICTORIAN

## LEARN MORE

View the product page on [Belgard.com](https://www.belgard.com) for more information



### PALLET LAYOUT



### TECHNICAL SPECS

- Multipiece system with multiple layout options
- Exceptional stability and durability
- Ideal for walkways, small patios and residential vehicular applications

### QUALITY FOR LIFE

Every step of our manufacturing process incorporates rigorous research, testing and quality assurance. We demand the highest quality from each of our facilities across North America. We believe in creating world-class building products that stand the test of time. See our lifetime warranty at [Belgard.com/Warranty](https://www.belgard.com/Warranty)


Due to the natural materials in our products, colors may vary from those shown on the cut sheet. We recommend viewing actual product samples to ensure the perfect color and finish for each project.



# EMPIRE™

Paver | 60mm

The plank shape and hand-tooled face are enriched by DuraFusion Technology for enhanced texture and wear-resistance with seven distinct face styles for unique pattern creation.



MODULAR  
SIZING



DURAFUSION  
TECHNOLOGY




ACCESSIBLE  
SURFACE

## PALLET INFORMATION

EMPIRE™		SQFT/ PALLET	UNITS/ LAYER	SQFT/ LAYER	LAYER/ PALLET	WEIGHT/ PALLET
60MM	3 x 12 x 2 <sup>3</sup> / <sub>8</sub>	110	44	11	10	3085

## SHAPES & SIZES


60MM




3 x 12 x 2<sup>3</sup>/<sub>8</sub>

NOTE: All 7 face styles are sold on a single pallet.





MIDNIGHT 



SCANDINA GRAY 

## LEARN MORE

View the product page on [Belgard.com](https://www.belgard.com) for more information



## PALLET LAYOUT


## TECHNICAL SPECS

- True 3" increments for simplified design, quoting and ordering
- Compatible with all modular paver lines—look for Modular Sizing icon
- Modular dimensions reduce cuts, installation time, and waste
- Modular compatibility allows more creative pattern options
- Maximized pallet layout for jobsite efficiencies
- Can be used to construct ADA-compliant pavement
- 7 unique textures per pallet
- Ideal for patios, walkways and accents
- Contemporary twist for classic herringbone and basketweave designs



### DuraFusion™ Technology

A bold, vibrant finish with a smoother, tighter texture

## QUALITY FOR LIFE

Every step of our manufacturing process incorporates rigorous research, testing and quality assurance. We demand the highest quality from each of our facilities across North America. We believe in creating world-class building products that stand the test of time. See our lifetime warranty at [Belgard.com/Warranty](https://www.belgard.com/Warranty)

Due to the natural materials in our products, colors may vary from those shown on the cut sheet. We recommend viewing actual product samples to ensure the perfect color and finish for each project.

# BELGARD®

AN OLDCASTLE® APG OUTDOOR BRAND

**NORTH SALT LAKE**  
333 S. Redwood Road  
North Salt Lake, UT 84054  
Ph: 800-800-4004

© 2026 Oldcastle® APG, Inc. All Rights Reserved. BEL25-D-555200 | Amcor | Revised 01/2026



# HEXAGON 6

Paver | 60mm

A contemporary smooth face and shape to create ultra-modern design and art deco aesthetics. In 3-inch increments, these pavers add visual appeal to borders, accents or inlays.



## PALLET INFORMATION

GEOMETRIC SHAPES		SQFT/ PALLET	UNITS/ LAYER	SQFT/ LAYER	LAYER/ PALLET	WEIGHT/ PALLET
HEXAGON 60MM	12 x 12 x 2 <sup>3</sup> / <sub>8</sub>	100.02	14	9.09	11	2845

## SHAPES & SIZES

HEXAGON | 60MM







ANTHRACITE



RIO



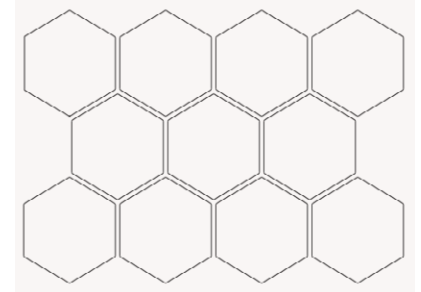
SCANDINA GRAY

## LEARN MORE

View the product page on [Belgard.com](https://www.belgard.com) for more information



## PALLET LAYOUT



## TECHNICAL SPECS

- True 3" increments for simplified design, quoting and ordering
- Compatible with all modular paver lines—look for Modular Sizing icon
- Modular dimensions reduce cuts, installation time, and waste
- Modular compatibility allows more creative pattern options
- Maximized pallet layout for jobsite efficiencies
- Ideal for patios, walkways and inlaid designs
- Surface and micro-chamfer are ADA-compliant and minimize wheelchair vibration

## QUALITY FOR LIFE

Every step of our manufacturing process incorporates rigorous research, testing and quality assurance. We demand the highest quality from each of our facilities across North America. We believe in creating world-class building products that stand the test of time. See our lifetime warranty at [Belgard.com/Warranty](https://www.belgard.com/Warranty)

Due to the natural materials in our products, colors may vary from those shown on the cut sheet. We recommend viewing actual product samples to ensure the perfect color and finish for each project.



# HOLLAND STONE

Paver | 60mm

The classic architectural appearance is derived from a smooth face and clean lines to offer traditional appeal.



DRIVEWAY  
APPROVED



ACCESSIBLE  
SURFACE

## PALLET INFORMATION

HOLLAND STONE		SQFT/ PALLET	UNITS/ LAYER	SQFT/ LAYER	LAYER/ PALLET	WEIGHT/ PALLET
60MM	4 x 8 x 2 3/8	120	54	12	10	3144


## SHAPES & SIZES

60MM



4 x 8 x 2 3/8





MIDNIGHT



RIO



TOSCANA



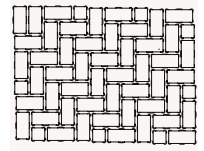

VICTORIAN

## LEARN MORE

View the product page on [Belgard.com](https://www.belgard.com) for more information



## PALLET LAYOUTS



Machine Lay (special order)

## TECHNICAL SPECS

- One size ideal for inlays, borders and as a stand-alone
- Ideal for both residential and commercial applications
- Ideal for patios, walkways and residential vehicular applications
- Comprehensive library of installation patterns
- Surface and micro-chamfer are ADA-compliant and minimize wheelchair vibration

## QUALITY FOR LIFE

Every step of our manufacturing process incorporates rigorous research, testing and quality assurance. We demand the highest quality from each of our facilities across North America. We believe in creating world-class building products that stand the test of time. See our lifetime warranty at [Belgard.com/Warranty](https://www.belgard.com/Warranty)


Due to the natural materials in our products, colors may vary from those shown on the cut sheet. We recommend viewing actual product samples to ensure the perfect color and finish for each project.



# MEGA-ARBEL®

Paver | 60mm

The dramatic scale features a natural flagstone texture, an irregular shape, and false joints to create a random look that flows harmoniously into the surrounding landscape.



## PALLET INFORMATION

MEGA-ARBEL®		SQFT/ PALLET	UNITS/ LAYER	SQFT/ LAYER	LAYER/ PALLET	WEIGHT/ PALLET
60MM	15 <sup>3</sup> / <sub>8</sub> x 21 x 2 <sup>3</sup> / <sub>8</sub>	104.4	6	8.7	12	2756

## SHAPES & SIZES

60MM



15<sup>3</sup>/<sub>8</sub> x 21 x 2<sup>3</sup>/<sub>8</sub>





ASPEN



ASHWOOD



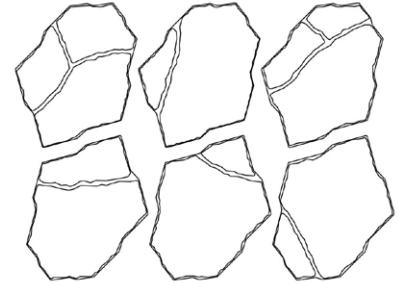
VICTORIAN

## LEARN MORE

View the product page on **Belgard.com** for more information



## PALLET LAYOUT



## TECHNICAL SPECS

- Irregular interlocking system that utilizes a no-repeat pattern
- Ideal for walkways, patios and poolsides
- Single shape with six false-joint face patterns for a random stone look
- For best results with false-joint pavers, finish joints with Techniseal NextGel polymeric jointing sand

## QUALITY FOR LIFE

Every step of our manufacturing process incorporates rigorous research, testing and quality assurance. We demand the highest quality from each of our facilities across North America. We believe in creating world-class building products that stand the test of time. See our lifetime warranty at **Belgard.com/Warranty**


Due to the natural materials in our products, colors may vary from those shown on the cut sheet. We recommend viewing actual product samples to ensure the perfect color and finish for each project.



# ORIGINS™ 6

## 3-Piece System | 60mm

Emulating the look and texture of natural stone, this paver system offers earthy tones and a slightly chiseled, yet refined surface that blends with the natural environment.



MODULAR  
SIZING



ACCESSIBLE  
SURFACE



DRIVEWAY  
APPROVED

### PALLET INFORMATION

ORIGINS™ 3-PIECE		SQFT/ PALLET	UNITS/ LAYER	SQFT/ LAYER	LAYER/ PALLET	WEIGHT/ PALLET
ORIGINS 6 60MM	3 x 6 x 2⅜	120	16	2	10	3312
	6 x 6 x 2⅜		16	4		
	6 x 9 x 2⅜		16	6		

### SHAPES & SIZES

#### ORIGINS 6 | 60MM



3 x 6 x 2⅜



6 x 6 x 2⅜



6 x 9 x 2⅜






VICTORIAN

## LEARN MORE

View the product page on [Beldgard.com](https://Belgard.com) for more information



### PALLET LAYOUT



### TECHNICAL SPECS

- True 3" increments for simplified design, quoting and ordering
- Compatible with all modular paver lines—look for Modular Sizing icon
- Modular dimensions reduce cuts, installation time, and waste
- Modular compatibility allows more creative pattern options
- Maximized pallet layout for jobsite efficiencies
- Ideal for patios, walkways and residential vehicular applications
- Can be used to construct ADA-compliant pavement

### QUALITY FOR LIFE

Every step of our manufacturing process incorporates rigorous research, testing and quality assurance. We demand the highest quality from each of our facilities across North America. We believe in creating world-class building products that stand the test of time. See our lifetime warranty at [Beldgard.com/Warranty](https://Belgard.com/Warranty)


Due to the natural materials in our products, colors may vary from those shown on the cut sheet. We recommend viewing actual product samples to ensure the perfect color and finish for each project.



# ORIGINS™ 12

## 3-Piece System | 60mm

Emulating the look and texture of natural stone, this paver system offers earthy tones and a slightly chiseled, yet refined surface that blends with the natural environment.



### PALLET INFORMATION

ORIGINS™ 3-PIECE		SQFT/ PALLET	UNITS/ LAYER	SQFT/ LAYER	LAYER/ PALLET	WEIGHT/ PALLET
ORIGINS 12 60MM	6 x 12 x 2 <sup>3</sup> / <sub>8</sub>	120	4	2	10	3348
	12 x 12 x 2 <sup>3</sup> / <sub>8</sub>		4	4		
	12 x 18 x 2 <sup>3</sup> / <sub>8</sub>		4	6		

### SHAPES & SIZES

#### ORIGINS 12 | 60MM







ASHWOOD



ASPEN



RIO



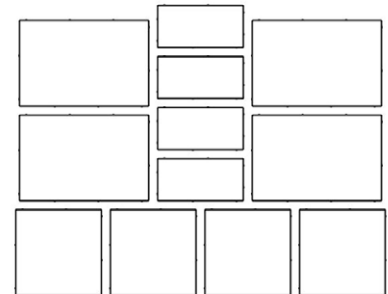
VICTORIAN

## LEARN MORE

View the product page on **Belgard.com** for more information



## PALLET LAYOUT



## TECHNICAL SPECS

- True 3" increments for simplified design, quoting and ordering
- Compatible with all modular paver lines—look for Modular Sizing icon
- Modular dimensions reduce cuts, installation time, and waste
- Modular compatibility allows more creative pattern options
- Maximized pallet layout for jobsite efficiencies
- Ideal for patios, walkways and pool decks
- Can be used to construct ADA-compliant pavement

## QUALITY FOR LIFE

Every step of our manufacturing process incorporates rigorous research, testing and quality assurance. We demand the highest quality from each of our facilities across North America. We believe in creating world-class building products that stand the test of time. See our lifetime warranty at **Belgard.com/Warranty**


Due to the natural materials in our products, colors may vary from those shown on the cut sheet. We recommend viewing actual product samples to ensure the perfect color and finish for each project.



# ORIGINS™ 12

## 3-Piece System | 60mm

The refined, chiseled face of Origins is paired with DuraFusion Technology for a tighter texture and enhanced color and wear-resistance.



### PALLET INFORMATION

ORIGINS™ 3-PIECE		SQFT/ PALLET	UNITS/ LAYER	SQFT/ LAYER	LAYER/ PALLET	WEIGHT/ PALLET
ORIGINS 12 60MM	6 x 12 x 2 <sup>3</sup> / <sub>8</sub>	120	4	2	10	3348
	12 x 12 x 2 <sup>3</sup> / <sub>8</sub>		4	4		
	12 x 18 x 2 <sup>3</sup> / <sub>8</sub>		4	6		

### SHAPES & SIZES

#### ORIGINS 12 | 60MM







CHESWICK 



NEWPORT GRAY 



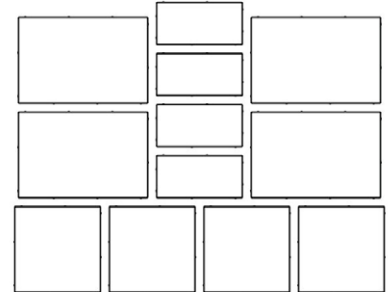
TEAK 

## LEARN MORE

View the product page on [Belgard.com](https://www.belgard.com) for more information



## PALLET LAYOUT



## TECHNICAL SPECS

- True 3" increments for simplified design, quoting and ordering
- Compatible with all modular paver lines—look for Modular Sizing icon
- Modular dimensions reduce cuts, installation time, and waste
- Modular compatibility allows more creative pattern options
- Maximized pallet layout for jobsite efficiencies
- Ideal for patios, walkways and pool decks
- Can be used to construct ADA-compliant pavement



### DuraFusion™ Technology

A bold, vibrant finish with a smoother, tighter texture

## QUALITY FOR LIFE

Every step of our manufacturing process incorporates rigorous research, testing and quality assurance. We demand the highest quality from each of our facilities across North America. We believe in creating world-class building products that stand the test of time. See our lifetime warranty at [Belgard.com/Warranty](https://www.belgard.com/Warranty)

Due to the natural materials in our products, colors may vary from those shown on the cut sheet. We recommend viewing actual product samples to ensure the perfect color and finish for each project.



# ORIGINS™ 12

## 3-Piece System | 80mm

With the strength to support vehicular loads and the look of natural stone, this systems earthy tones and chiseled surface are enriched with DuraFusion Technology for a refined texture with enhanced color and wear-resistance.



MODULAR  
SIZING



ACCESSIBLE  
SURFACE



DURAFUSION  
TECHNOLOGY



DRIVEWAY  
APPROVED

### PALLET INFORMATION

ORIGINS™ 3-PIECE		SQFT/ PALLET	UNITS/ LAYER	SQFT/ LAYER	LAYER/ PALLET	WEIGHT/ PALLET
ORIGINS 12 80MM	6 x 12 x 3 1/8	96	4	2	8	3570
	12 x 12 x 3 1/8		4	4		
	12 x 18 x 3 1/8		4	6		

### SHAPES & SIZES

#### ORIGINS 12 | 80MM


 6 x 12 x 3 1/8

 12 x 12 x 3 1/8

 12 x 18 x 3 1/8






ASHWOOD 



CHESWICK 



IRON BAY 



NEWPORT GRAY 



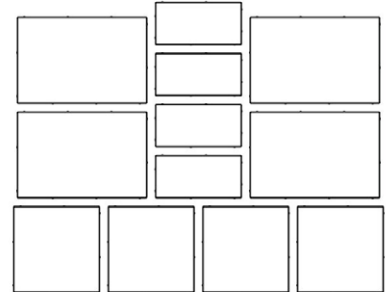
TEAK 

## LEARN MORE

View the product page on [Belgard.com](https://www.belgard.com) for more information




## PALLET LAYOUT



## TECHNICAL SPECS

- True 3" increments for simplified design, quoting and ordering
- Compatible with all modular paver lines—look for Modular Sizing icon
- Modular dimensions reduce cuts, installation time, and waste
- Modular compatibility allows more creative pattern options
- Maximized pallet layout for jobsite efficiencies
- Ideal for patios, walkways and residential vehicular applications
- Can be used to construct ADA-compliant pavement

 **DuraFusion™ Technology**  
A bold, vibrant finish with a smoother, tighter texture

## QUALITY FOR LIFE

Every step of our manufacturing process incorporates rigorous research, testing and quality assurance. We demand the highest quality from each of our facilities across North America. We believe in creating world-class building products that stand the test of time. See our lifetime warranty at [Belgard.com/Warranty](https://www.belgard.com/Warranty)


Due to the natural materials in our products, colors may vary from those shown on the cut sheet. We recommend viewing actual product samples to ensure the perfect color and finish for each project.



# ORIGINS™ 18

## 3-Piece System | 60mm

Emulating the look and texture of natural stone, this paver system offers earthy tones and a slightly chiseled, yet refined surface that blends with the natural environment.



MODULAR  
SIZING



ACCESSIBLE  
SURFACE

### PALLET INFORMATION

ORIGINS™ 3-PIECE		SQFT/ PALLET	UNITS/ LAYER	SQFT/ LAYER	LAYER/ PALLET	WEIGHT/ PALLET
ORIGINS 18 60MM	9 x 18 x 2 <sup>3</sup> / <sub>8</sub>	112.5	2	2.25	10	3152
	18 x 18 x 2 <sup>3</sup> / <sub>8</sub>		1	2.25		
	18 x 27 x 2 <sup>3</sup> / <sub>8</sub>		2	6.75		

### SHAPES & SIZES

#### ORIGINS 18 | 60MM

 9 x 18 x 2<sup>3</sup>/<sub>8</sub>

 18 x 18 x 2<sup>3</sup>/<sub>8</sub>

 18 x 27 x 2<sup>3</sup>/<sub>8</sub>





ASHWOOD



ASPEN



RIO



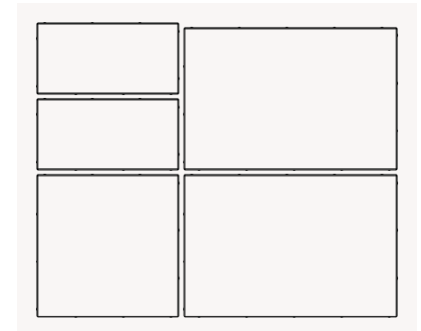
VICTORIAN

## LEARN MORE

View the product page on **Belgard.com** for more information



## PALLET LAYOUT



## TECHNICAL SPECS

- True 3" increments for simplified design, quoting and ordering
- Compatible with all modular paver lines—look for Modular Sizing icon
- Modular dimensions reduce cuts, installation time, and waste
- Modular compatibility allows more creative pattern options
- Maximized pallet layout for jobsite efficiencies
- Ideal for patios, walkways and pool decks
- Can be used to construct ADA-compliant pavement

## QUALITY FOR LIFE

Every step of our manufacturing process incorporates rigorous research, testing and quality assurance. We demand the highest quality from each of our facilities across North America. We believe in creating world-class building products that stand the test of time. See our lifetime warranty at **Belgard.com/Warranty**


Due to the natural materials in our products, colors may vary from those shown on the cut sheet. We recommend viewing actual product samples to ensure the perfect color and finish for each project.



# ORIGINS™ 18

## 3-Piece System | 60mm

The refined, chiseled face of Origins is paired with DuraFusion Technology for a tighter texture and enhanced color and wear-resistance.



### PALLET INFORMATION

ORIGINS™ 3-PIECE		SQFT/ PALLET	UNITS/ LAYER	SQFT/ LAYER	LAYER/ PALLET	WEIGHT/ PALLET
ORIGINS 18 60MM	9 x 18 x 2⅜	112.5	2	2.25	10	3152
	18 x 18 x 2⅜		1	2.25		
	18 x 27 x 2⅜		2	6.75		

### SHAPES & SIZES

#### ORIGINS 18 | 60MM



9 x 18 x 2⅜



18 x 18 x 2⅜



18 x 27 x 2⅜






CHESWICK 



NEWPORT GRAY 



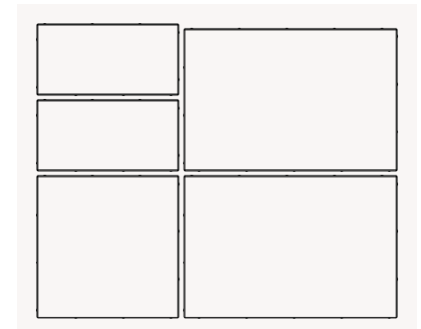
TEAK 

## LEARN MORE

View the product page on [Belgard.com](https://www.belgard.com) for more information




## PALLET LAYOUT



## TECHNICAL SPECS

- True 3" increments for simplified design, quoting and ordering
- Compatible with all modular paver lines—look for Modular Sizing icon
- Modular dimensions reduce cuts, installation time, and waste
- Modular compatibility allows more creative pattern options
- Maximized pallet layout for jobsite efficiencies
- Ideal for patios, walkways and pool decks
- Can be used to construct ADA-compliant pavement

 **DuraFusion™ Technology**  
A bold, vibrant finish with a smoother, tighter texture

## QUALITY FOR LIFE

Every step of our manufacturing process incorporates rigorous research, testing and quality assurance. We demand the highest quality from each of our facilities across North America. We believe in creating world-class building products that stand the test of time. See our lifetime warranty at [Belgard.com/Warranty](https://www.belgard.com/Warranty)

Due to the natural materials in our products, colors may vary from those shown on the cut sheet. We recommend viewing actual product samples to ensure the perfect color and finish for each project.



# ORIGINS™

Paver | 60mm

With a subtle chiseled stone face, this paver is an ideal choice for driveways, small patios, or for adding a touch of texture as a distinctive border, accent banding and inlaid design.



MODULAR  
SIZING



DRIVEWAY  
APPROVED



ACCESSIBLE  
SURFACE

## PALLET INFORMATION

ORIGINS™ PAVER		SQFT/ PALLET	UNITS/ LAYER	SQFT/ LAYER	LAYER/ PALLET	WEIGHT/ PALLET
6 X 9 60MM	6 x 9 x 2⅜	112.5	30	11.25	10	2982

## SHAPES & SIZES

6 X 9 | 60MM



6 x 9 x 2⅜





MIDNIGHT




VICTORIAN

# LEARN MORE

View the product page on **Belgard.com** for more information



## PALLET LAYOUT



## TECHNICAL SPECS

- True 3" increments for simplified design, quoting and ordering
- Compatible with all modular paver lines—look for Modular Sizing icon
- Modular dimensions reduce cuts, installation time, and waste
- Modular compatibility allows more creative pattern options
- Maximized pallet layout for jobsite efficiencies
- Ideal for walkways, patios, borders, accents and residential driveways
- Can be used to construct ADA-compliant pavement

## QUALITY FOR LIFE

Every step of our manufacturing process incorporates rigorous research, testing and quality assurance. We demand the highest quality from each of our facilities across North America. We believe in creating world-class building products that stand the test of time. See our lifetime warranty at **Belgard.com/Warranty**

Due to the natural materials in our products, colors may vary from those shown on the cut sheet. We recommend viewing actual product samples to ensure the perfect color and finish for each project.



# PAPYRUS™

## 3-Piece Paver | 60mm

An organic textural experience with modern elegance, this paver’s unique face offers an upscale hand-tooled look enriched with DuraFusion Technology for enhanced color, texture and wear-resistance.



MODULAR  
SIZING



DURAFUSION  
TECHNOLOGY



ACCESSIBLE  
SURFACE

### PALLET INFORMATION

PAPYRUS™ 3-PIECE		SQFT/ PALLET	UNITS/ LAYER	SQFT/ LAYER	LAYER/ PALLET	WEIGHT/ PALLET
PAPYRUS 18 60MM	9 x 18 x 2⅜	112.5	2	2.25	10	3152
	18 x 18 x 2⅜		1	2.25		
	18 x 27 x 2⅜		2	6.75		

### SHAPES & SIZES

#### PAPYRUS 18 | 60MM



9 x 18 x 2⅜



18 x 18 x 2⅜




18 x 27 x 2⅜





SCANDINA GRAY 



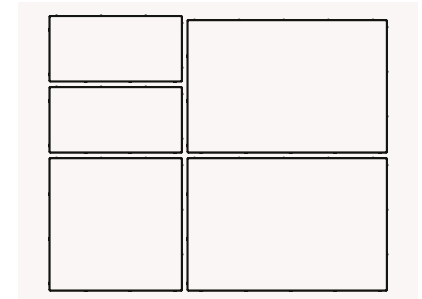
SEPIA 

## LEARN MORE

View the product page on **Belgard.com** for more information




### PALLET LAYOUT



### TECHNICAL SPECS

- True 3" increments for simplified design, quoting and ordering
- Compatible with all modular paver lines—look for Modular Sizing icon
- Modular dimensions reduce cuts, installation time, and waste
- Modular compatibility allows more creative pattern options
- Maximized pallet layout for jobsite efficiencies
- Ideal for patios, walkways and pool decks
- Can be used to construct ADA-compliant pavement

 **DuraFusion™ Technology**  
A bold, vibrant finish with a smoother, tighter texture

### QUALITY FOR LIFE

Every step of our manufacturing process incorporates rigorous research, testing and quality assurance. We demand the highest quality from each of our facilities across North America. We believe in creating world-class building products that stand the test of time. See our lifetime warranty at **Belgard.com/Warranty**


Due to the natural materials in our products, colors may vary from those shown on the cut sheet. We recommend viewing actual product samples to ensure the perfect color and finish for each project.



# PLAZA™

Slab | 50mm

The large-scale size, smooth surface and tight-fitting joints are ideal for adding a modern and elegant look to high-traffic areas.



## PALLET INFORMATION

PLAZA™		SQFT/ PALLET	UNITS/ LAYER	SQFT/ LAYER	LAYER/ PALLET	WEIGHT/ PALLET
50MM	23 <sup>3</sup> / <sub>8</sub> x 23 <sup>3</sup> / <sub>8</sub> x 2	88	2	8	11	1958


## SHAPES & SIZES

PLAZA | 50MM



23<sup>3</sup>/<sub>8</sub> x 23<sup>3</sup>/<sub>8</sub> x 2





MIDNIGHT



FOUNDRY



SCANDINA GRAY



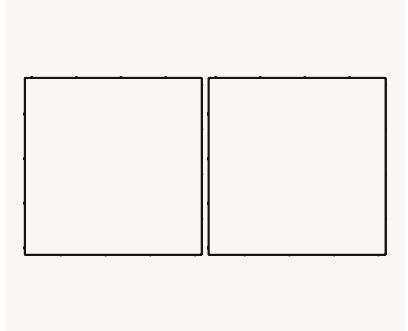
VICTORIAN

## LEARN MORE

View the product page on **Belgard.com** for more information



## PALLET LAYOUT



## TECHNICAL SPECS

- Large scale, contemporary format with tight-fitting joints
- Surface and micro-chamfer are ADA-compliant and minimize wheelchair vibration
- Ideal for patios, walkways and pool decks
- Easy to install
- Product does not have spacer bars

## QUALITY FOR LIFE

Every step of our manufacturing process incorporates rigorous research, testing and quality assurance. We demand the highest quality from each of our facilities across North America. We believe in creating world-class building products that stand the test of time. See our lifetime warranty at **Belgard.com/Warranty**


Due to the natural materials in our products, colors may vary from those shown on the cut sheet. We recommend viewing actual product samples to ensure the perfect color and finish for each project.



# TURFSTONE™

## Grid Paver | 80mm

An open lattice grid design offers turf or gravel infill, creating a unique hardscape design that works in harmony with nature.



DRIVEWAY  
APPROVED

### PALLET INFORMATION

TURFSTONE™		SQFT/ PALLET	UNITS/ LAYER	SQFT/ LAYER	LAYER/ PALLET	WEIGHT/ PALLET
80MM	15¾ x 23⅝ x 3⅞	101	5	12.63	8	2576


### SHAPES & SIZES

80MM



15¾ x 23⅝ x 3⅞






GRAY

## LEARN MORE

View the product page on **Belgard.com** for more information



## PALLET LAYOUT



## TECHNICAL SPECS

- Manufactured in accordance with ASTM C1319
- Open lattice grid design for turf infill
- 40% surface opening with void space for creating a grass pavement
- Applications include driveways, parking stalls, ramps, service and emergency access lanes

## QUALITY FOR LIFE

Every step of our manufacturing process incorporates rigorous research, testing and quality assurance. We demand the highest quality from each of our facilities across North America. We believe in creating world-class building products that stand the test of time. See our lifetime warranty at **Belgard.com/Warranty**

Due to the natural materials in our products, colors may vary from those shown on the cut sheet. We recommend viewing actual product samples to ensure the perfect color and finish for each project.



# GLOCAL

Concrete Finish | 20mm

The smooth concrete-like finish offers a clean, contemporary aesthetic. Its structured and tight surface texture in neutral shades makes this porcelain paver a versatile design element.



SLIGHT SHADE  
VARIATION



LOW SOLAR HEAT  
ABSORPTION



ACCESSIBLE  
SURFACE

## PALLET INFORMATION

GLOCAL		SQFT/ PALLET	SQFT/ BOX	BOXES/ PALLET	PCS/ BOX	WEIGHT/ BOX	WEIGHT/ PALLET
24 X 24	23.54 x 23.54 x 3/4	232.5	7.75	30	2	72	2160
24 X 48	23.54 x 47.17 x 3/4	271.25	7.75	35	1	74	2621
48 X 48	47.17 x 47.17 x 3/4	310	15.5	20	1	148.5	3009
UNICO 2.0	11.62 x 23.54 x 3/4	205.2	5.7	36	3	54	1944

## SHAPES & SIZES

24 X 24



23.54 x 23.54 x 3/4

24 X 48



23.54 x 47.17 x 3/4

48 X 48\*



47.17 x 47.17 x 3/4

UNICO 2.0



11.62 x 23.54 x 3/4

\*48 x 48 is special order





CLEAR | GC 01 



IDEAL | GC 03 



ABSOLUTE | GC 06 

## LEARN MORE

View the product page on **Belgard.com** for more information



### TECHNICAL SPECS

- Incredibly high breakage loads, up to 3,000 pounds
- Can be cleaned with normal household cleaners and even pressure washed with a low pressure washing device\*
- High-density structure and ultra-low absorption rate provide a tight surface texture that fends off surface mold, moss, dirt and stains
- Unaffected by alkalis, acids, chemical agents, salt and other de-icing materials
- Structured top textures create non-slip surfaces
- Freeze-thaw resistant—100% frost-free and properties remain unaltered at temperatures ranging from -51.1° to + 60° C (-60°F to +140°F)
- Can be installed on a pedestal system for plaza and rooftop installations
- Suitable for ADA-compliant installations

\* It is important that all pressure washing of your porcelain pavers be done with a low pressure washer with a maximum of 1600 psi and nothing more powerful. When pressure washing your installation, care should be taken to prevent damage to the grout (adhesive and grout installations) and some re-sanding will be necessary when power washing an installation with sand or polymeric sand joints.

Due to the natural materials in our products, colors may vary from those shown on the cut sheet. We recommend viewing actual product samples to ensure the perfect color and finish for each project.

# JURUPA

Wood Finish | 20mm

The robust intrinsic characteristics of smooth planed wood offers warmth and sophistication. Resembling wood, each paver has subtle variations clearly framed by grouted details.



**v2** SLIGHT SHADE VARIATION

 ACCESSIBLE SURFACE

## PALLET INFORMATION

JURUPA		SQFT/ PALLET	SQFT/ BOX	BOXES/ PALLET	PCS/ BOX	WEIGHT/ BOX	WEIGHT/ PALLET
12 X 48	11.73 x 47.17 x 3/4	279	7.75	36	2	74	2664

## SHAPES & SIZES

12 X 48

 11.73 x 47.17 x 3/4





COOL | JP 02 



MASTER | JP 03 



CAMP | JP 04 

## LEARN MORE

View the product page on **Belgard.com** for more information



## TECHNICAL SPECS

- Incredibly high breakage loads, up to 3,000 pounds
- Unaffected by alkalis, acids, chemical agents, salt and other de-icing materials
- High-density structure and ultra-low absorption rate provide a tight surface texture that fends off surface mold, moss, dirt and stains
- Unaffected by alkalis, acids, chemical agents, salt and other de-icing materials
- Structured top textures create non-slip surfaces
- Freeze-thaw resistant—100% frost-free and properties remain unaltered at temperatures ranging from -51.1° to + 60° C (-60°F to +140°F)
- Suitable for ADA-compliant installations

\* It is important that all pressure washing of your porcelain pavers be done with a low pressure washer with a maximum of 1600 psi and nothing more powerful. When pressure washing your installation, care should be taken to prevent damage to the grout (adhesive and grout installations) and some re-sanding will be necessary when power washing an installation with sand or polymeric sand joints.

Due to the natural materials in our products, colors may vary from those shown on the cut sheet. We recommend viewing actual product samples to ensure the perfect color and finish for each project.

# NOON

Wood Finish | 20mm

Warm and stylish, this contemporary expression of simplicity combines the look and feel of natural reclaimed wood with the durability of porcelain.



MIRAGE  
INSPIRING BETTER LIVING



MODERATE SHADE  
VARIATION



HIGH SHADE  
VARIATION



ACCESSIBLE  
SURFACE



LOW SOLAR HEAT  
ABSORPTION

## PALLET INFORMATION

NOON		SQFT/ PALLET	SQFT/ BOX	BOXES/ PALLET	PCS/ BOX	WEIGHT/ BOX	WEIGHT/ PALLET
12 X 48	11.73 x 47.17 x 3/4	279	7.75	36	2	74	2664
UNICO 2.0	11.62 x 23.54 x 3/4	205.2	5.7	36	3	54	1944

## SHAPES & SIZES

12 X 48

11.73 x 47.17 x 3/4

UNICO 2.0

11.62 x 23.54 x 3/4





DAYLIGHT | NN 01 ST 



EMBER | NN 02 ST 



HONEY | NN 03 ST 

## LEARN MORE

View the product page on **Belgard.com** for more information



## TECHNICAL SPECS

- Incredibly high breakage loads, up to 3,000 pounds
- Can be cleaned with normal household cleaners and even pressure washed with a low pressure washing device\*
- High-density structure and ultra-low absorption rate provide a tight surface texture that fends off surface mold, moss, dirt and stains
- Unaffected by alkalis, acids, chemical agents, salt and other de-icing materials
- Structured top textures create non-slip surfaces.
- Freeze-thaw resistant—100% frost-free and properties remain unaltered at temperatures ranging from -51.1° to + 60° C (-60°F to +140°F)
- Suitable for ADA-compliant installations

\* It is important that all pressure washing of your porcelain pavers be done with a low pressure washer with a maximum of 1600 psi and nothing more powerful. When pressure washing your installation, care should be taken to prevent damage to the grout (adhesive and grout installations) and some re-sanding will be necessary when power washing an installation with sand or polymeric sand joints.

Due to the natural materials in our products, colors may vary from those shown on the cut sheet. We recommend viewing actual product samples to ensure the perfect color and finish for each project.

# NOVEMBER

Stone Finish | 20mm

Minimalist styling inspired by nature is found with this versatile porcelain paver. Characteristics of stone and cement embody its texture to offer a simple, yet elegant look.



SLIGHT SHADE VARIATION



LOW SOLAR HEAT ABSORPTION



ACCESSIBLE SURFACE

## PALLET INFORMATION

NOVEMBER		SQFT/ PALLET	SQFT/ BOX	BOXES/ PALLET	PCS/ BOX	WEIGHT/ BOX	WEIGHT/ PALLET
24 X 24	23.54 x 23.54 x 3/4	232.5	7.75	30	2	72 lbs	2160


## SHAPES & SIZES








RAIN | NM 01 



WIND | NM 02 



WARM | NM 04 

## LEARN MORE

View the product page on **Belgard.com** for more information



## TECHNICAL SPECS

- Can be cleaned with normal household cleaners and even pressure washed with a low pressure washing device\*
- High-density structure and ultra-low absorption rate provide a tight surface texture that fends off surface mold, moss, dirt and stains
- Unaffected by alkalis, acids, chemical agents, salt and other de-icing materials
- Structured top textures create non-slip surfaces
- Freeze-thaw resistant—100% frost-free and properties remain unaltered at temperatures ranging from -51.1° to + 60° C (-60°F to +140°F)
- Incredibly high breakage loads up to 3,000 pounds
- Suitable for ADA-compliant installations


\* It is important that all pressure washing of your porcelain pavers be done with a low pressure washer with a maximum of 1600 psi and nothing more powerful. When pressure washing your installation, care should be taken to prevent damage to the grout (adhesive and grout installations) and some re-sanding will be necessary when power washing an installation with sand or polymeric sand joints.

Due to the natural materials in our products, colors may vary from those shown on the cut sheet. We recommend viewing actual product samples to ensure the perfect color and finish for each project.

# QUARZITI 2.0

Stone Finish | 20mm

This interpretation of natural quartz incorporates a gentle shading effect with the authentic diversity and subtle iridescence of natural elements.



MODERATE SHADE  
VARIATION



LOW SOLAR HEAT  
ABSORPTION



ACCESSIBLE  
SURFACE

## PALLET INFORMATION

QUARZITI 2.0		SQFT/ PALLET	SQFT/ BOX	BOXES/ PALLET	PCS/ BOX	WEIGHT/ BOX	WEIGHT/ PALLET
12 X 24	11.73 x 23.54 x 3/4	235.5	5.81	40	3	54.19	2201
24 X 24	23.54 x 23.54 x 3/4	232.5	7.75	30	2	72	2160
18 X 36	17.64 x 35.35 x 3/4	234.9	8.7	27	2	81.4	2235
24 X 48	23.54 x 47.17 x 3/4	271.25	7.75	35	1	74	2621
MODULAR	23.54 x 35.35 x 3/4 11.73 x 23.54 x 3/4	279	7.75	36	2 (1 of each size)	72	2640
UNICO 2.0	11.62 x 23.54 x 3/4	205.2	5.7	36	3	54	1944

## SHAPES & SIZES

12 X 24\*

 11.73 x 23.54 x 3/4

24 X 24

 23.54 x 23.54 x 3/4


18 X 36

 17.64 x 35.35 x 3/4

24 X 48

 23.54 x 47.17 x 3/4

MODULAR

 23.54 x 35.35 x 3/4  
11.73 x 23.54 x 3/4

UNICO 2.0

 11.62 x 23.54 x 3/4

\* 12 x 24 is special order





GLACIER | QR 01 NAT  




MOUNTAINS | QR 02 NAT  




WATERFALL | QR 03 NAT 



RIVER | QR 04 NAT 



MANTLE | QR 05 NAT 

Only available in Unico 2.0 & 24 x 24

## LEARN MORE

View the product page on [Beldgard.com](https://Belgard.com) for more information



## TECHNICAL SPECS

- Incredibly high breakage loads, up to 3,000 pounds
- Can be cleaned with normal household cleaners and even pressure washed with a low pressure washing device.\*
- High-density structure and ultra-low absorption rate provide a tight surface texture that fends off surface mold, moss, dirt and stains
- Unaffected by alkalis, acids, chemical agents, salt and other de-icing materials
- Structured top textures create non-slip surfaces
- Freeze-thaw resistant—100% frost-free and properties remain unaltered at temperatures ranging from -51.1° to + 60° C (-60°F to +140°F)
- Can be installed on a pedestal system for plaza and rooftop installations
- Suitable for ADA-compliant installations

\* It is important that all pressure washing of your porcelain pavers be done with a low pressure washer with a maximum of 1600 psi and nothing more powerful. When pressure washing your installation, care should be taken to prevent damage to the grout (adhesive and grout installations) and some re-sanding will be necessary when power washing an installation with sand or polymeric sand joints.

Due to the natural materials in our products, colors may vary from those shown on the cut sheet. We recommend viewing actual product samples to ensure the perfect color and finish for each project.

# SILVERLAKE

Stone Finish | 20mm

Soft veining effects intertwine with neutral shades to offer natural patterns like those found in marble and stones. These traits provide a luxurious look with maximum versatility.



**MIRAGE**  
INSPIRING BETTER LIVING



MODERATE SHADE  
VARIATION



HIGH SHADE  
VARIATION



LOW SOLAR HEAT  
ABSORPTION



ACCESSIBLE  
SURFACE

## PALLET INFORMATION

SILVERLAKE		SQFT/ PALLET	SQFT/ BOX	BOXES/ PALLET	PCS/ BOX	WEIGHT/ BOX	WEIGHT/ PALLET
24 X 48	23.54 x 47.17 x 3/4	271.25	7.75	35	1	74	2621

## SHAPES & SIZES

24 X 48




23.54 x 47.17 x 3/4





BRAIES | SK 01 ST  



RESIA | SK 02 ST  



ORSI | SK 06 ST 

## LEARN MORE

View the product page on **Belgard.com** for more information



## TECHNICAL SPECS

- Incredibly high breakage loads, up to 3,000 pounds
- Can be cleaned with normal household cleaners and even pressure washed with a low pressure washing device.\*
- High-density structure and ultra-low absorption rate provide a tight surface texture that fends off surface mold, moss, dirt and stains
- Unaffected by alkalis, acids, chemical agents, salt and other de-icing materials
- Structured top textures create non-slip surfaces
- Freeze-thaw resistant—100% frost-free and properties remain unaltered at temperatures ranging from -51.1° to + 60° C (-60°F to +140°F)
- Can be installed on a pedestal system for plaza and rooftop installations
- Suitable for ADA-compliant installations


\* It is important that all pressure washing of your porcelain pavers be done with a low pressure washer with a maximum of 1600 psi and nothing more powerful. When pressure washing your installation, care should be taken to prevent damage to the grout (adhesive and grout installations) and some re-sanding will be necessary when power washing an installation with sand or polymeric sand joints.

Due to the natural materials in our products, colors may vary from those shown on the cut sheet. We recommend viewing actual product samples to ensure the perfect color and finish for each project.

# UNICO 2.0

## Coping | 20mm

Enhance your outdoor spaces with our premium porcelain coping, available in a variety of styles to complement multiple porcelain paver lines.



SLIGHT SHADE  
VARIATION



MODERATE SHADE  
VARIATION



HIGH SHADE  
VARIATION



LOW SOLAR HEAT  
ABSORPTION



ACCESSIBLE  
SURFACE

### PALLET INFORMATION

UNICO 2.0		SQFT/ PALLET	SQFT/ BOX	BOXES/ PALLET	PCS/ BOX	WEIGHT/ BOX	WEIGHT/ PALLET
COPING	11.62 x 23.54 x ¾"	205.2	5.7	36	3	54	1944

### SHAPES & SIZES

#### COPING




11.62 x 23.54 x ¾"





CLEAR | GC 01



IDEAL | GC 03



ABSOLUTE | GC 06



DAYLIGHT | NN 01 ST



EMBER | NN 02 ST



HONEY | NN 03 ST



GLACIER | QR 01 NAT



MOUNTAINS | QR 02 NAT



WATERFALL | QR 03 NAT



RIVER | QR 04 NAT



MANTLE | QR 05 NAT

## LEARN MORE

View the product page on **Belgard.com** for more information



## TECHNICAL SPECS

- Coordinates with various porcelain paver lines
- Use for steps or as coping for swimming pools
- High density with ultra-low absorption rate creates a tight surface texture and fends off surface mold, moss, dirt and other types of stains
- Unaffected by alkalis, acids, chemical agents, salt and other de-icing materials
- Structured top textures create non-slip surfaces
- Freeze thaw resistant—100% frost-free and properties remain unaltered at temperatures ranging from -51.1° to + 60° C (-60°F to +140°F)
- Suitable for ADA-compliant installations


\* It is important that all pressure washing of your porcelain pavers be done with a low pressure washer with a maximum of 1600 psi and nothing more powerful. When pressure washing your installation, care should be taken to prevent damage to the grout (adhesive and grout installations) and some re-sanding will be necessary when power washing an installation with sand or polymeric sand joints.

Due to the natural materials in our products, colors may vary from those shown on the cut sheet. We recommend viewing actual product samples to ensure the perfect color and finish for each project.

# ASHLAR TANDEM™

Freestanding | Retaining

Virtual joints and a chiseled face create the look of a random stone facade for the versatile Tandem system that can build pillars, garden walls, and stylish outdoor kitchens and features.



RETAINING



FREESTANDING



FIRE PITS



KITCHEN



STEPS



COLUMNS

## PALLET INFORMATION

ASHLAR TANDEM™		SQFT/ PALLET	SQFT/ LAYER	LAYER/ PALLET	UNITS/ PALLET	WEIGHT/ PALLET
3-PIECE	7 x 13 <sup>3</sup> / <sub>16</sub> x 2 <sup>5</sup> / <sub>8</sub>	70.1	3.2	6	30	1954
	7 x 15 <sup>13</sup> / <sub>16</sub> x 2 <sup>5</sup> / <sub>8</sub>		3.92		30	
	7 x 18 <sup>7</sup> / <sub>16</sub> x 2 <sup>5</sup> / <sub>8</sub>		4.56		30	

## SHAPES & SIZES

### 3-PIECE



7 x 13<sup>3</sup>/<sub>16</sub> x 2<sup>5</sup>/<sub>8</sub>



7 x 15<sup>13</sup>/<sub>16</sub> x 2<sup>5</sup>/<sub>8</sub>




7 x 18<sup>7</sup>/<sub>16</sub> x 2<sup>5</sup>/<sub>8</sub>





TOSCANA



VICTORIAN

## LEARN MORE

View the product page on **Belgard.com** for more information



## TECHNICAL SPECS

- Consistent height tolerances
- Build curved or straight walls
- Versatile system builds retaining or freestanding walls, columns, and a variety of outdoor features including kitchens, planters and built-in seating
- 3 sizes on one pallet to allow for design versatility and customization
- Minimum outside radius of 6'
- Freestanding walls up to 28"
- Engineered 90° corners
- Gravity walls up to 3 feet\* using a ½ inch setback per unit (4 degree system batter)
- Reinforced walls up to 8 feet
- Innovative Modular Block system and U-Start base block dramatically increase installation speed

\*Gravity wall heights are based on project specific conditions and may be lower than this value.

## QUALITY FOR LIFE

Every step of our manufacturing process incorporates rigorous research, testing and quality assurance. We demand the highest quality from each of our facilities across North America. We believe in creating world-class building products that stand the test of time. See our lifetime warranty at **Belgard.com/Warranty**


Due to the natural materials in our products, colors may vary from those shown on the cut sheet. We recommend viewing actual product samples to ensure the perfect color and finish for each project.



# DIAMOND PRO® AIR QUARRIED

## Retaining

Inspired by the look of natural unearthed stone, these blocks pair the time-tested strength of a Diamond Pro Retaining Wall System with the installation ease of a pin locator system.



RETAINING



STEPS



COLUMNS

### PALLET INFORMATION

DIAMOND PRO® AIR QUARRIED		SQFT/ PALLET	UNITS/ LAYER	SQFT/ LAYER	LAYER/ PALLET	WEIGHT/ PALLET
WALL BLOCK	8 x 18 x 11½	40	8	8	5	2160
CORNER	8 x 18 x 8¹³⁄₁₄	40	10	-	4	3600
CAP	3¼ x 15 x 24	17.33	2.17	8	32	3072

### SHAPES & SIZES

#### WALL BLOCK



8 x 18 x 11½

#### CORNER




8 x 18 x 8¹³⁄₁₄

#### CAP




3¼ x 15 x 24





ASHWOOD



VICTORIAN

## LEARN MORE

View the product page on **Belgard.com** for more information



## TECHNICAL SPECS

- Pin system installation method
- Large cores for ease in handling
- Ease of installation with oversized pin aligning cores
- Pin cores allow for multiple batter options
- Builds walls in excess of 50 feet when combined with geosynthetic reinforcement
- One square foot of wall face per block
- Gravity walls up to 4 feet high\*, including the buried course, with 7.1 degree batter
- Minimum outside radius, measured on the top course to the front of the units: 4 feet
- Minimum inside radius, measured on the base course to the front of the units: 6 feet
- Setback/System Batter: Near Vertical and 1"/7.1°; additional system batter can be created by alternating pin placement on each course of wall

\*Gravity wall heights are based on project specific conditions and may be lower than this value.

## QUALITY FOR LIFE

Every step of our manufacturing process incorporates rigorous research, testing and quality assurance. We demand the highest quality from each of our facilities across North America. We believe in creating world-class building products that stand the test of time. See our lifetime warranty at **Belgard.com/Warranty**

Due to the natural materials in our products, colors may vary from those shown on the cut sheet. We recommend viewing actual product samples to ensure the perfect color and finish for each project.



# DIAMOND PRO® AIR SMOOTH

## Retaining

This innovative high-performance wall features a clean, contemporary look and is 30% lighter with efficiencies on every level.



RETAINING



STEPS



COLUMNS

### PALLET INFORMATION

DIAMOND PRO® AIR SMOOTH		SQFT/ PALLET	UNITS/ LAYER	SQFT/ LAYER	LAYER/ PALLET	WEIGHT/ PALLET
BLOCK	8 x 18 x 11½	40	8	8	5	2160
CORNER	8 x 18 x 9	40	10	-	4	3600
CAP	4 x 18 / 12 x 13	27	6	-	-	-

### SHAPES & SIZES

#### BLOCK



8 x 18 x 11½

#### CORNER



8 x 18 x 9

#### 4" CAP



4 x 18 / 12 x 13





ANTHRACITE



HICKORY



SHADED GRAY

## LEARN MORE

View the product page on **Belgard.com** for more information



## TECHNICAL SPECS

- Can be installed as a gravity wall or geogrid-reinforced wall
- Weighing only 54 lbs., this 1 square foot block maximizes installation and shipping efficiencies
- Front lug design produces a 9/16" per unit setback for a 4° system batter
- Cores align for easy filling
- Top course is placed upside down to increase capping efficiency
- Ideally situated for retaining walls up to 12 feet tall
- Can be used to build gravity walls up to 3' 4" high\*, including the buried course
- Minimum outside radius, measured on the top course to the front of the units: 4 feet
- Minimum inside radius, measured on the base course to the front of the units: 6 feet

\*Gravity wall heights are based on project specific conditions and may be lower than this value.

## QUALITY FOR LIFE

Every step of our manufacturing process incorporates rigorous research, testing and quality assurance. We demand the highest quality from each of our facilities across North America. We believe in creating world-class building products that stand the test of time. See our lifetime warranty at **Belgard.com/Warranty**

Due to the natural materials in our products, colors may vary from those shown on the cut sheet. We recommend viewing actual product samples to ensure the perfect color and finish for each project.



# DIAMOND PRO® AIR STRAIGHT

## Retaining

Featuring a classic split-stone face and crisp edges, this innovative high-performance wall is 30% lighter with efficiencies on every level.



RETAINING



STEPS



COLUMNS

### PALLET INFORMATION

DIAMOND PRO® AIR STRAIGHT		SQFT/ PALLET	UNITS/ LAYER	SQFT/ LAYER	LAYER/ PALLET	WEIGHT/ PALLET
WALL BLOCK	8 x 18 x 11½	40	8	8	5	2160
CORNER	8 x 18 x 8¹³⁄₁₆	40	10	-	4	3600
CAP	18 x 4 x 12	96 LNFT	12 LNFT	8	64	3840

### SHAPES & SIZES

#### WALL BLOCK



8 x 18 x 11½

#### CORNER



8 x 18 x 8¹³⁄₁₆

#### CAP



18 x 4 x 12





CHARCOAL



GRAY



TAN

## LEARN MORE

View the product page on **Belgard.com** for more information



## TECHNICAL SPECS

- Can be installed as a gravity wall or geogrid-reinforced wall
- Weighing only 54 lbs., this 1 square foot block maximizes installation and shipping efficiencies
- Front lug design produces a 9/16" per unit setback for a 4° system batter
- Cores align for easy filling
- Top course is placed upside down to increase capping efficiency
- Ideally situated for retaining walls up to 12 feet tall
- Gravity walls up to 3' 4" high\*, including the buried course
- Minimum outside radius, measured on the top course to the front of the units: 4 feet
- Minimum inside radius, measured on the base course to the front of the units: 6 feet

\*Gravity wall heights are based on project specific conditions and may be lower than this value.

## QUALITY FOR LIFE

Every step of our manufacturing process incorporates rigorous research, testing and quality assurance. We demand the highest quality from each of our facilities across North America. We believe in creating world-class building products that stand the test of time. See our lifetime warranty at **Belgard.com/Warranty**


Due to the natural materials in our products, colors may vary from those shown on the cut sheet. We recommend viewing actual product samples to ensure the perfect color and finish for each project.



# MELVILLE™ WALL

## Garden | Freestanding

Distinctive smooth faces, subtle edges and clean design make this wall stand out for the modern aesthetics it provides. This system is comprised of a double-sided wall unit, along with a matching cap.



FREESTANDING



GARDEN



FIRE PITS



KITCHEN



STEPS



COLUMNS

### PALLET INFORMATION

MELVILLE™ WALL		SQFT/ PALLET	SQFT/ LAYER	LAYER/ PALLET	UNITS/ PALLET	WEIGHT/ PALLET
WALL BLOCK	4 x 20 x 10	26.67	4.44	6	48	3074
CAP	2 x 20 x 13	120 LNFT	10 LNFT	12	72	3045

### SHAPES & SIZES

#### WALL BLOCK



4 x 20 x 10

#### CAP



2 x 20 x 13





AMBER BEIGE



ANTHRACITE



HICKORY



RIO



SCANDINA GRAY



VICTORIAN

## LEARN MORE

View the product page on **Belgard.com** for more information



## TECHNICAL SPECS

- Matching cap provides a seamless aesthetic
- Integrate cap into wall design to create depth and custom appearance
- Multiple installation patterns
- Smooth face and aesthetics pair well with our pre-built Melville Series of fire and kitchen features
- Simplistic design allows for easy installation of walls and other outdoor features
- 2 foot maximum height is perfect for garden and planter walls

## QUALITY FOR LIFE

Every step of our manufacturing process incorporates rigorous research, testing and quality assurance. We demand the highest quality from each of our facilities across North America. We believe in creating world-class building products that stand the test of time. See our lifetime warranty at **Belgard.com/Warranty**


Due to the natural materials in our products, colors may vary from those shown on the cut sheet. We recommend viewing actual product samples to ensure the perfect color and finish for each project.



# MELVILLE TANDEM™

Freestanding | Retaining

A distinctive smooth face and large format size provides a modern aesthetic for a wide variety of outdoor living projects including retaining walls, kitchens, built-in seating and more.



RETAINING



FREESTANDING



FIRE PITs



KITCHEN



STEPS



COLUMNS

## PALLET INFORMATION

MELVILLE TANDEM™		SQFT/ PALLET	SQFT/ LAYER	LAYER/ PALLET	UNITS/ PALLET	WEIGHT/ PALLET
3-PIECE	7 x 13 <sup>3</sup> / <sub>16</sub> x 2 <sup>5</sup> / <sub>8</sub>	19.2	3.2	6	30	1911
	7 x 15 <sup>3</sup> / <sub>16</sub> x 2 <sup>5</sup> / <sub>8</sub>	23.55	3.92		30	
	7 x 18 <sup>7</sup> / <sub>16</sub> x 2 <sup>5</sup> / <sub>8</sub>	27.35	4.56		30	

## SHAPES & SIZES

### 3-PIECE



7 x 13<sup>3</sup>/<sub>16</sub> x 2<sup>5</sup>/<sub>8</sub>



7 x 15<sup>3</sup>/<sub>16</sub> x 2<sup>5</sup>/<sub>8</sub>



7 x 18<sup>7</sup>/<sub>16</sub> x 2<sup>5</sup>/<sub>8</sub>





RIO

## LEARN MORE

View the product page on **Belgard.com** for more information



### TECHNICAL SPECS

- Consistent height tolerances
- Build curved or straight walls
- Versatile system builds retaining walls, freestanding walls, and a variety of outdoor features including kitchens, seat walls, planters, fire features and more
- Offered in 3 sizes to allow for design versatility and customization
- Minimum outside radius of 6'
- Freestanding walls up to 28"
- Engineered 90° corners
- Gravity walls up to 3 feet\* using a ½ inch setback per unit (4 degree system batter)
- Reinforced walls up to 8 feet
- Innovative Modular Block system and U-Start base block dramatically increase installation speed

\*Gravity wall heights are based on project specific conditions and may be lower than this value.

### QUALITY FOR LIFE


Every step of our manufacturing process incorporates rigorous research, testing and quality assurance. We demand the highest quality from each of our facilities across North America. We believe in creating world-class building products that stand the test of time. See our lifetime warranty at **Belgard.com/Warranty**

Due to the natural materials in our products, colors may vary from those shown on the cut sheet. We recommend viewing actual product samples to ensure the perfect color and finish for each project.

# SHELTON WALL™

## Freestanding | Retaining

Exuding old world charm with its rustic finish and earth tone blends, this multi-piece wall system offers multi-dimensional character and installation flexibility.



RETAINING



FREESTANDING



FIRE PITS



KITCHEN



STEPS



COLUMNS

### PALLET INFORMATION

SHELTON WALL™		SQFT/ PALLET	SQFT/ LAYER	LAYER/ PALLET	UNITS/ PALLET	WEIGHT/ PALLET
3-PIECE	6 x 6 / 4 x 10	38.75	1.25	6	30	4069
	6 x 12 / 10 x 10		2.75		30	
	6 x 16 / 14 x 10		3.75		30	
CAP	3 x 12 / 8 x 12	60 LNFT	10 LNFT	6	72	2304
PINS	6 x 3/8 diameter 2 pins / block (sold separately)	-	-	-	80/box	-

### SHAPES & SIZES

#### 3-PIECE



6 x 6 / 4 x 10



6 x 12 / 10 x 10



6 x 16 / 14 x 10

#### CAP



3 x 12 / 8 x 12

#### PINS



6 x 3/8 diameter  
2 pins / block  
(sold separately)






ASHWOOD



ASPEN



RIO



SCANDINA GRAY



VICTORIAN

## LEARN MORE

View the product page on [Belgard.com](https://www.belgard.com) for more information



## TECHNICAL SPECS

- Multi-piece wall system for increased installation flexibility
- Ideal for small freestanding walls, parapet walls, seat benches, pilasters, columns and outdoor living environments
- Build curved or straight, freestanding or retaining walls
- Each unit can be used as an exposed end unit or a 90° corner unit for less cuts
- No patterns required for random look
- Used for gravity walls up to 2.5 feet\* at a near vertical batter or 3 feet\* using the 9.5 degree batter/1 inch setback per unit option
- Taller walls can be built using geosynthetic reinforcement when designed by a qualified engineer.
- Minimum outside radius of 5 feet
- Minimum inside radius of 3 feet

\*Gravity wall heights are based on project specific conditions and may be lower than this value.

## QUALITY FOR LIFE

Every step of our manufacturing process incorporates rigorous research, testing and quality assurance. We demand the highest quality from each of our facilities across North America. We believe in creating world-class building products that stand the test of time. See our lifetime warranty at [Belgard.com/Warranty](https://www.belgard.com/Warranty)

Due to the natural materials in our products, colors may vary from those shown on the cut sheet. We recommend viewing actual product samples to ensure the perfect color and finish for each project.

# STEEPLE CREST™

## Freestanding | Retaining

The smooth face and crisp edges of this multi-piece wall system add depth and variety for a modern look with a hint of old-world charm.



RETAINING



FREESTANDING



FIRE PITs



KITCHEN



STEPS



COLUMNS

### PALLET INFORMATION

STEEPLE CREST™		SQFT/ PALLET	SQFT/ LAYER	LAYER/ PALLET	UNITS/ PALLET	WEIGHT/ PALLET
3-PIECE	6 x 6 / 4 x 10	25.83	.52	5	10	2712
	6 x 12 / 10 x 10		1.1		10	
	6 x 16 / 14 x 10		1.37		10	
CAP	3 x 12 / 8 x 12	60 LNFT	10 LNFT	6	72	2304
PINS	6 x 3/8 diameter 2 pins / block (sold separately)	-	-	-	80/box	-

### SHAPES & SIZES

#### 3-PIECE



6 x 6 / 4 x 10



6 x 12 / 10 x 10



6 x 16 / 14 x 10

#### CAP



3 x 12 / 8 x 12

#### PINS



6 x 3/8 diameter  
2 pins / block  
(sold separately)





ASHWOOD



ASPEN



RIO



SCANDINA GRAY



VICTORIAN

## LEARN MORE

View the product page on **Belgard.com** for more information



## TECHNICAL SPECS

- Multi-piece wall system for increased installation flexibility
- Ideal for small freestanding walls, parapet walls, seat benches, pilasters, columns and outdoor living environments
- Build curved or straight, freestanding or retaining walls
- Each unit can be used as an exposed end unit or a 90° corner unit for less cuts
- No patterns required for random look
- Used for gravity walls up to 2.5 feet\* at a near vertical batter or 3 feet\* using the 9.5 degree batter/1 inch setback per unit option
- Taller walls can be built using geosynthetic reinforcement when designed by a qualified engineer
- Minimum outside radius of 5 feet
- Minimum inside radius of 3 feet

\*Gravity wall heights are based on project specific conditions and may be lower than this value.

## QUALITY FOR LIFE

Every step of our manufacturing process incorporates rigorous research, testing and quality assurance. We demand the highest quality from each of our facilities across North America. We believe in creating world-class building products that stand the test of time. See our lifetime warranty at **Belgard.com/Warranty**


Due to the natural materials in our products, colors may vary from those shown on the cut sheet. We recommend viewing actual product samples to ensure the perfect color and finish for each project.



# WESTON STONE™

## Garden | Freestanding

Offering the look of tumbled cut stone, this wall block is double-sided for the design flexibility to create a wide variety of garden walls and outdoor living features.



FREESTANDING



GARDEN



FIRE PITS



KITCHEN



COLUMNS



STEPS

### PALLET INFORMATION

WESTON STONE™		SQFT/ PALLET	SQFT/ LAYER	LAYER/ PALLET	UNITS/ PALLET	WEIGHT/ PALLET
UNIVERSAL	4 x 12 x 8	42	6	7	126	3696

### SHAPES & SIZES

UNIVERSAL



4 x 12 x 8





RIO



VICTORIAN

## LEARN MORE

View the product page on [Belgard.com](https://www.belgard.com) for more information



## TECHNICAL SPECS

- Plantable wall designs and columns can be easily created
- Create a wide variety of custom outdoor living features including kitchens, built-in seating and fire features
- Build curved or straight walls
- Build freeform walls with minimal cuts
- Can be used to build gravity walls up to 2 feet high\*, including the buried course
- Minimum outside radius, measured on the top course to the front of the units: 5 feet
- Minimum inside radius, measured on the base course to the front of the units: 3 feet

\*Gravity wall heights are based on project specific conditions and may be lower than this value.

## QUALITY FOR LIFE

Every step of our manufacturing process incorporates rigorous research, testing and quality assurance. We demand the highest quality from each of our facilities across North America. We believe in creating world-class building products that stand the test of time. See our lifetime warranty at [Belgard.com/Warranty](https://www.belgard.com/Warranty)

Due to the natural materials in our products, colors may vary from those shown on the cut sheet. We recommend viewing actual product samples to ensure the perfect color and finish for each project.



# ANCHOR™ CAPS

Pillar | Seat Wall | Fire Pit

The natural appearance and texture of chiseled stone with integrated color throughout each cap makes it simple to complement walls, steps and planters for a complete look.



## PALLET INFORMATION

ANCHOR™ FIRE PIT CAP		LNFT/ PALLET	LNFT/ LAYER	LAYER/ PALLET	UNITS/ PALLET	WEIGHT/ PALLET
CAP	56 Outside Diameter x 2½ 35 Inside Diameter	-	-	-	8	626
ANCHOR™ PILLAR CAPS		LNFT/ PALLET	LNFT/ LAYER	LAYER/ PALLET	UNITS/ PALLET	WEIGHT/ PALLET
30" CAP	30 x 30 x 2½	-	-	-	6	1081
24" CAP	24 x 24 x 2½	-	-	-	8	950
ANCHOR™ SEAT WALL CAP		LNFT/ PALLET	LNFT/ LAYER	LAYER/ PALLET	UNITS/ PALLET	WEIGHT/ PALLET
CAP	14 x 30 x 2½	-	-	-	18	1513

## SHAPES & SIZES

### CAP



56 Outside  
Diameter x 2½  
35 Inside Diameter

### 30" CAP



30 x 30 x 2½

### 24" CAP



24 x 24 x 2½

### CAP



14 x 30 x 2½





ANTHRACITE



LIMESTONE

### LEARN MORE

View the product page on **Belgard.com** for more information



### TECHNICAL SPECS

- Elegant chiseled-stone face and edge
- Multiple sizes and shapes
- Add a finished look to columns, seat walls, fire features, landscape walls and more

### QUALITY FOR LIFE


Every step of our manufacturing process incorporates rigorous research, testing and quality assurance. We demand the highest quality from each of our facilities across North America. We believe in creating world-class building products that stand the test of time. See our lifetime warranty at **Belgard.com/Warranty**

Due to the natural materials in our products, colors may vary from those shown on the cut sheet. We recommend viewing actual product samples to ensure the perfect color and finish for each project.

# ANGLIA EDGER®

## Edger

Large edger units feature a chiseled finish and tapered edges to provide an elegant complement to driveways, patios, walkways and flower beds.




### PALLET INFORMATION

ANGLIA EDGER®		LNFT/ PALLET	LNFT/ LAYER	LAYER/ PALLET	UNITS/ PALLET	WEIGHT/ PALLET
4-PIECE	5¼ x 8 x 8⅞	69.75	2.75	3	12	2652
	5¼ x 8 x 10½		3.42		12	
	5¼ x 8 x 15⅝		5.08		12	
	5¼ x 8 x 18		12		24	

### SHAPES & SIZES

#### 4-PIECE







TOSCANA



VICTORIAN

## LEARN MORE

View the product page on **Belgard.com** for more information



### TECHNICAL SPECS

- Tapered ends create either curves or straight installation
- 8" height simulates natural stone curbing
- Four different lengths offer a random look and flexible installation
- Large scale pieces create efficient installation

### QUALITY FOR LIFE

Every step of our manufacturing process incorporates rigorous research, testing and quality assurance. We demand the highest quality from each of our facilities across North America. We believe in creating world-class building products that stand the test of time. See our lifetime warranty at **Belgard.com/Warranty**

Due to the natural materials in our products, colors may vary from those shown on the cut sheet. We recommend viewing actual product samples to ensure the perfect color and finish for each project.



# LANDINGS™

## Step

The look of quarried limestone on one face adds grand style to landscape level changes, while the smooth face of the remaining sides allows for greater design flexibility.




PALLET INFORMATION

LANDINGS™ STEP		LNFT/ PALLET	LNFT/ LAYER	LAYER/ PALLET	UNITS/ PALLET	WEIGHT/ PALLET
STEP UNIT	6 x 48 x 18	24	8	3	6	2526

SHAPES & SIZES

STEP UNIT

 6 x 48 x 18





FOUNDRY



MIDNIGHT



TOSCANA



VICTORIAN

## LEARN MORE

View the product page on [Beldgard.com](https://Belgard.com) for more information



## TECHNICAL SPECS

- Double-sided texture and two unique faces on the rise allow steps to be rotated for optimal aesthetics
- Smooth sides allow steps to be placed side by side for longer treads
- Granite-like texture on tread surface
- Even bottom and consistent size offer installation ease
- Palletized for easy removal by skid-steer loader
- Dry-cast production provides consistent color throughout unit
- Riser faces are uniquely designed to nest together, creating an optional landing with a narrow joint

## QUALITY FOR LIFE

Every step of our manufacturing process incorporates rigorous research, testing and quality assurance. We demand the highest quality from each of our facilities across North America. We believe in creating world-class building products that stand the test of time. See our lifetime warranty at [Beldgard.com/Warranty](https://Belgard.com/Warranty)

Due to the natural materials in our products, colors may vary from those shown on the cut sheet. We recommend viewing actual product samples to ensure the perfect color and finish for each project.



# MELVILLE™

## Curb


The smooth, contemporary finish complements any outdoor space with an elongated shape and flexible installation options for a unique finishing touch.



### PALLET INFORMATION

MELVILLE™ CURB		LNFT/ PALLET	LNFT/ LAYER	LAYER/ PALLET	UNITS/ PALLET	WEIGHT/ PALLET
CURB	4 x 24 x 6½	96	24	4	48	2480

### SHAPES & SIZES







BOURBON



FOG



MIDNIGHT



PEARL

## LEARN MORE

View the product page on **Belgard.com** for more information



### TECHNICAL SPECS

- Elegant smooth face and elongated shape
- Perfect complement for oversized slabs and pavers
- Elegant finishing touch for driveways, walkways and gardens
- Pairs well with Melville pavers, walls and fire features
- Bury the course for low-profile curbing or lay at full height for a more dimensional look

### QUALITY FOR LIFE

Every step of our manufacturing process incorporates rigorous research, testing and quality assurance. We demand the highest quality from each of our facilities across North America. We believe in creating world-class building products that stand the test of time. See our lifetime warranty at **Belgard.com/Warranty**

Due to the natural materials in our products, colors may vary from those shown on the cut sheet. We recommend viewing actual product samples to ensure the perfect color and finish for each project.



# DELMARO

## Coping | 60mm

Contemporary styling in a small-format size creates a clean, continuous finished look for freeform pool and step designs.



MODULAR  
SIZING

### PALLET INFORMATION

DELMARO		LNFT/ PALLET	UNITS/ LAYER	LNFT/ LAYER	LAYER/ PALLET	WEIGHT/ PALLET
COPING 60MM	6 x 12 x 2 <sup>3</sup> / <sub>8</sub>	54	36	18	3	1580

### SHAPES & SIZES

COPING | 60MM



6 x 12 x 2<sup>3</sup>/<sub>8</sub>




BOURBON



FOG



MIDNIGHT



PEARL



ROSEWOOD

## LEARN MORE

View the product page on [Belgard.com](https://Belgard.com) for more information



## TECHNICAL SPECS

- Easily follows both straight and curved pools and step edges
- Sized for freeform and radius applications difficult for larger units
- Front finished edge provides a clean waterline or tread detail
- True 3" incremental sizing compatible with all modular paver styles—look for Modular Sizing icon
- Edge detail matches Dimensions and Origins pavers for consistent transitions
- Modular dimensions simplify estimating and ordering
- Sizing and dimensions simplify installation and reduce cuts and waste

## QUALITY FOR LIFE

Every step of our manufacturing process incorporates rigorous research, testing and quality assurance. We demand the highest quality from each of our facilities across North America. We believe in creating world-class building products that stand the test of time. See our lifetime warranty at [Belgard.com/Warranty](https://Belgard.com/Warranty)

Due to the natural materials in our products, colors may vary from those shown on the cut sheet. We recommend viewing actual product samples to ensure the perfect color and finish for each project.



# GRAVA

## Coping | 60mm

Enriched with DuraFusion Technology for enhanced color, texture and durability, the large-format shape and natural slate texture bring timeless, stone-inspired style to pools, steps, walls and outdoor features.

AVAILABLE SPRING 2026



MODULAR  
SIZING



DURAFUSION  
TECHNOLOGY



FIRE PITS



STEP TREADS

### PALLET INFORMATION

GRAVA		LNFT/ PALLET	UNITS/ LAYER	LNFT/ LAYER	LAYER/ PALLET	WEIGHT/ PALLET
COPING 60MM	36 x 15 x 2 <sup>3</sup> / <sub>8</sub>	54	3	9	6	3222

### SHAPES & SIZES

COPING | 60MM



36 x 15 x 2<sup>3</sup>/<sub>8</sub>



ASHWOOD 



CHESWICK 



IRON BAY 



NEWPORT GRAY 



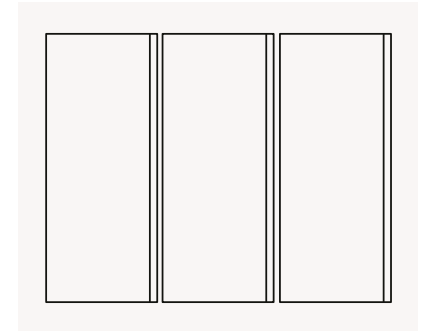
TEAK 

## LEARN MORE

View the product page on **Belgard.com** for more information



## PALLET LAYOUT



## TECHNICAL SPECS

- Finishes straight pools, steps and wall caps with one coordinated look
- Front finished edge provides a clean waterline or tread detail
- True 3" incremental sizing compatible with all modular paver styles—look for Modular Sizing icon
- Edge detail and texture matches Origins pavers for consistent transitions
- Modular dimensions simplify estimating and ordering
- Sizing and dimensions simplify installation and reduce cuts and waste
- Large format, DuraFusion coping option for ultra premium finish



### DuraFusion™ Technology

A bold, vibrant finish with a smoother, tighter texture.

## QUALITY FOR LIFE

Every step of our manufacturing process incorporates rigorous research, testing and quality assurance. We demand the highest quality from each of our facilities across North America. We believe in creating world-class building products that stand the test of time. See our lifetime warranty at **Belgard.com/Warranty**

Due to the natural materials in our products, colors may vary from those shown on the cut sheet. We recommend viewing actual product samples to ensure the perfect color and finish for each project.



# MARINA™

## Coping | 60mm


The smooth surface texture and refined, rounded edges make this bullnose coping a classic finishing touch to enhance pools and a variety of outdoor features.



### PALLET INFORMATION

MARINA™ COPING		LNFT/ PALLET	LNFT/ LAYER	LAYER/ PALLET	UNITS/ PALLET	WEIGHT/ PALLET
60MM	6 x 12 x 2⅜	42	28	3	84	1158

### SHAPES & SIZES





MIDNIGHT



VICTORIAN

## LEARN MORE

View the product page on **Belgard.com** for more information



### TECHNICAL SPECS

- Rounded edges protect feet and hands when getting out of a pool or going up and down steps
- Provides a finished edge that blends seamlessly with patios and pool decks
- Helps pool or spa hold its shape by keeping walls straight and rigid, and protects surrounding area from water damage
- Can be used to provide a finishing touch to steps, planters, walkways, and terraced patios

### QUALITY FOR LIFE

Every step of our manufacturing process incorporates rigorous research, testing and quality assurance. We demand the highest quality from each of our facilities across North America. We believe in creating world-class building products that stand the test of time. See our lifetime warranty at **Belgard.com/Warranty**


Due to the natural materials in our products, colors may vary from those shown on the cut sheet. We recommend viewing actual product samples to ensure the perfect color and finish for each project.



# MELVILLE™

## Coping | 60mm

The smooth face and contemporary lines of this bold coping provide an elegant finishing touch for pools, steps and outdoor features.




### PALLET INFORMATION

MELVILLE™ COPING		LNFT/ PALLET	LNFT/ LAYER	LAYER/ PALLET	UNITS/ PALLET	WEIGHT/ PALLET
60MM	15¾ x 23¾ x 2¾	78.75	7.875	10	40	2954

### SHAPES & SIZES

60MM



15¾ x 23¾ x 2¾



MIDNIGHT



RIO

## LEARN MORE

View the product page on **Belgard.com** for more information



### TECHNICAL SPECS

- Offers a smooth face and clean lines
- Rectangular with a subtle chamfer
- Ideal for pools, planters, steps, and wall capping
- Pairs well with other Melville products, including walls and outdoor living features

### QUALITY FOR LIFE

Every step of our manufacturing process incorporates rigorous research, testing and quality assurance. We demand the highest quality from each of our facilities across North America. We believe in creating world-class building products that stand the test of time. See our lifetime warranty at **Belgard.com/Warranty**

Due to the natural materials in our products, colors may vary from those shown on the cut sheet. We recommend viewing actual product samples to ensure the perfect color and finish for each project.



# MODENA

## Coping | 60mm

Enriched with DuraFusion Technology for enhanced color, texture and durability, the large-format coping with a smooth, architectural face finishes pools, steps, walls and outdoor features with a clean modern edge.

AVAILABLE SPRING 2026



MODULAR  
SIZING



DURAFUSION  
TECHNOLOGY



FIRE PITS



STEPS

### PALLET INFORMATION

MODENA		LNFT/ PALLET	UNITS/ LAYER	LNFT/ LAYER	LAYER/ PALLET	WEIGHT/ PALLET
COPING 60MM	36 x 15 x 2 3/8	54	3	9	6	3222

### SHAPES & SIZES

COPING | 60MM



36 x 15 x 2 3/8



ANTHRACITE 




HICKORY 



SCANDINA GRAY 



SEPIA 



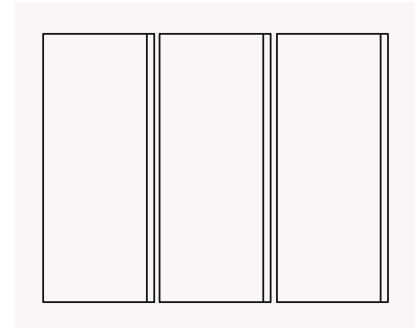
SHADED GRAY 

## LEARN MORE

View the product page on [Belgard.com](https://www.belgard.com) for more information



## PALLET LAYOUT



## TECHNICAL SPECS

- Finishes straight pools, steps and wall caps with one coordinated look
- Front finished edge for a clean waterline or tread detail
- True 3" incremental sizing compatible with all modular paver styles—look for Modular Sizing icon
- Edge detail matches Dimensions and Origins pavers for consistent transitions
- Modular dimensions simplify estimating and ordering
- Sizing and dimensions simplify installation and reduce cuts and waste
- Large format, DuraFusion coping option for ultra premium finish



### DuraFusion™ Technology

A bold, vibrant finish with a smoother, tighter texture.

## QUALITY FOR LIFE

Every step of our manufacturing process incorporates rigorous research, testing and quality assurance. We demand the highest quality from each of our facilities across North America. We believe in creating world-class building products that stand the test of time. See our lifetime warranty at [Belgard.com/Warranty](https://www.belgard.com/Warranty)

Due to the natural materials in our products, colors may vary from those shown on the cut sheet. We recommend viewing actual product samples to ensure the perfect color and finish for each project.

# BELGARD®

AN OLDCASTLE® APG OUTDOOR BRAND

**NORTH SALT LAKE**  
333 S. Redwood Road  
North Salt Lake, UT 84054  
Ph: 800-800-4004

© 2026 Oldcastle® APG, Inc. All Rights Reserved. BEL25-D-555200 | Amcor | Revised 01/2026



# ARTFORMS™

## Modular Panel System

Innovative large-format modular panels offer contemporary lines and the versatility to create unlimited architectural features for outdoor living spaces.



### PALLET INFORMATION

ARTFORMS™		SQFT/ PALLET	SQFT/ LAYER	LAYER/ PALLET	UNITS/ PALLET	WEIGHT/ PALLET
OPEN END	18 x 36 x 3	81	9	9	9	2600
CLOSE END	18 x 36 x 3				9	
OPEN END	6 x 36 x 3	31.5	10.5	3	3	1095
CLOSE END	6 x 36 x 3				18	

### SHAPES & SIZES

#### 18 X 36



18 x 36 x 3  
Pallets contain both open and close ended units

#### 6 X 36



6 x 36 x 3  
Pallets contain both open and close ended units

#### INSTALLATION HARDWARE\*



ANCHOR SLIDE & NUT  
50 units per box



JOINING PLATE  
10 units per box



OUTER CORNER  
10 units per box



INNER CORNER  
10 units per box



STRETCHER  
10 units per box

\*Installation hardware is sold separately



ANTHRACITE



HICKORY



SCANDINA GRAY

## LEARN MORE

View the product page on **Belgard.com** for more information



## TECHNICAL SPECS

- Large format high-strength concrete panels
- Mechanically fastened with stainless steel hardware
- Ideal for outdoor living projects of all sizes
- Suitable for rooftop applications
- Efficient installation with minimal waste
- Minimal disruption for property owner
- Easily added to existing projects
- Endless design possibilities for outdoor living features including seat walls, fire and water features, planters, and outdoor kitchens

## QUALITY FOR LIFE

Every step of our manufacturing process incorporates rigorous research, testing and quality assurance. We demand the highest quality from each of our facilities across North America. We believe in creating world-class building products that stand the test of time. See our lifetime warranty at **Belgard.com/Warranty**

Due to the natural materials in our products, colors may vary from those shown on the cut sheet. We recommend viewing actual product samples to ensure the perfect color and finish for each project.



# BORDEAUX™ SERIES

## Grill Island & Fire Features

Timeless stackstone design with accents that emulate polished limestone, the components of this series transform outdoor living spaces with a coordinated, cohesive look.



### SHAPES & SIZES

#### FIREPLACE



2'7"D x 4'3"W x 7'8"H  
Pallet Weight: 4,170

#### WOOD BOXES



2'1¼"D x 3'3"W x 3'1"H Each  
Sold as a pair  
Pallet Weight: 3,070

#### LINEAR FIREPLACE



3'6½"D x 7'8"W x 4'5¼"H  
Pallet Weight: 4,000

#### GRILL ISLAND



2'6"D x 5'11"W x 3'5"H  
Grill & Doors included  
Pallet Weight: 3,260

#### LINEAR FIRE TABLE



2'11"D x 6'2"W x 2'5"H  
Pallet Weight: 2,500





PEWTER/BUFF ACCENT



PEWTER/MIDNIGHT ACCENT



SIENNA/BUFF ACCENT



SIENNA/MIDNIGHT ACCENT

## LEARN MORE

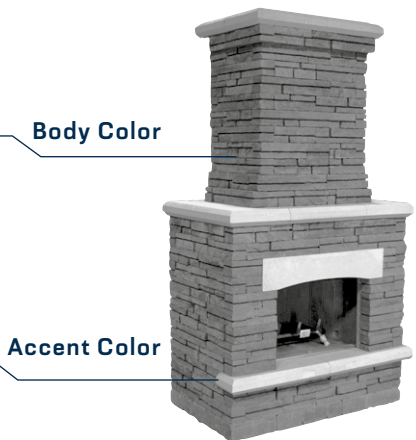
View the product page on [Belgard.com](https://www.belgard.com) for more information



## TECHNICAL SPECS

- Pre-assembled modular features are each packaged as one unit that can be installed in hours versus days
- Units include fork slot configurations for easy transport and installation
- Fireplaces can be retro-fitted for gas burning log sets and burners
- Grill islands include stainless steel grill and door set—specify propane or natural gas when ordering

PLEASE NOTE: Be sure to check with your local municipality for any codes that may affect your installation.



## QUALITY FOR LIFE

Every step of our manufacturing process incorporates rigorous research, testing and quality assurance. We demand the highest quality from each of our facilities across North America. We believe in creating world-class building products that stand the test of time. See our lifetime warranty at [Belgard.com/Warranty](https://www.belgard.com/Warranty)

Due to the natural materials in our products, colors may vary from those shown on the cut sheet. We recommend viewing actual product samples to ensure the perfect color and finish for each project.



# MELVILLE™ SERIES

## Grill Island & Fire Features

Stunning linear design features a smooth face and clean lines to deliver a sleek, contemporary style. Components work together to provide a cohesive finished look.



### SHAPES & SIZES

#### FIREPLACE



2'7"D x 4'3"W x 7'8"H  
Pallet Weight: 4,170

#### WOOD BOXES



2'1¼"D x 3'3"W x 3'1"H Each  
Sold as a pair  
Pallet Weight: 3,070

#### LINEAR FIREPLACE



3'6½"D x 7'8"W x 4'5¼"H  
Pallet Weight: 4,000

#### GRILL ISLAND



2'6"D x 5'11"W x 3'5"H  
Grill & Doors included  
Pallet Weight: 3,260

#### LINEAR FIRE TABLE



2'11"D x 6'2"W x 2'5"H  
Pallet Weight: 2,500



SCANDINA GRAY/MIDNIGHT ACCENT

## LEARN MORE

View the product page on **Belgard.com** for more information



Body Color

Accent Color



## TECHNICAL SPECS

- Coordinates with Melville™ Wall and Melville™ Tandem Wall
- Pre-assembled modular features are each packaged as one unit that can be installed in hours versus days
- Units include fork slot configurations for easy transport and installation
- Fireplaces can be retro-fitted for gas burning log sets and burners
- Grill islands include stainless steel grill and door set — specify propane or natural gas when ordering

PLEASE NOTE: Be sure to check with your local municipality for any codes that may affect your installation.

## QUALITY FOR LIFE

Every step of our manufacturing process incorporates rigorous research, testing and quality assurance. We demand the highest quality from each of our facilities across North America. We believe in creating world-class building products that stand the test of time. See our lifetime warranty at **Belgard.com/Warranty**

Due to the natural materials in our products, colors may vary from those shown on the cut sheet. We recommend viewing actual product samples to ensure the perfect color and finish for each project.



# MELVILLE™

## Fire Pit

Special wedge-shaped blocks of smooth-faced Melville Wall create this circular fire pit to perfectly complement the Melville Series of walls and outdoor features.



### ROUND FIRE PIT

- 54 $\frac{3}{8}$ " outside diameter
- 34 $\frac{3}{8}$ " inside diameter
- Stacks 4 rows high
- Cap sold separately
- Elements inserts sold separately
- Pallet Weight: 1872

### SHAPES & SIZES

#### WEDGE



4 x 9 $\frac{1}{2}$  x 10

#### FIRE INSERT



Item #70580597  
Elements 34" Smoke-less  
Wood Fire Pit Insert

#### GAS INSERT



Item #70585063  
Elements 34" Round Gas  
Fire Pit Burner Kit



ANTHRACITE



HICKORY



SCANDINA GRAY

## LEARN MORE

View the product page on **Belgard.com** for more information



## TECHNICAL SPECS

- Special wedge-shaped blocks of Melville Wall
- Coordinates with the Melville Series of kitchen and fire features
- Pallet includes all blocks needed to complete circular fire pit

## QUALITY FOR LIFE

Every step of our manufacturing process incorporates rigorous research, testing and quality assurance. We demand the highest quality from each of our facilities across North America. We believe in creating world-class building products that stand the test of time. See our lifetime warranty at **Belgard.com/Warranty**

Due to the natural materials in our products, colors may vary from those shown on the cut sheet. We recommend viewing actual product samples to ensure the perfect color and finish for each project.



# WESTON STONE™

## Fire Pit

The natural tumbled stone appearance of this fireplace brings a classic, timeless look to any outdoor space, creating a captivating focal point.



### SQUARE FIRE PIT

- 58" outside diameter
- 43" inside diameter
- Stacks up to 4 rows high
- Fire insert is sold separately (ElementsHome.com)
- Pallet Weight: 3696

### SHAPES & SIZES

#### SQUARE



58 x 42 x 16





RIO



VICTORIAN

## LEARN MORE

View the product page on **Belgard.com** for more information



## TECHNICAL SPECS

- Can easily be converted to gas-burning with insert (sold separately)
- Quick and easy to assemble with everything you need on a single pallet
- A beautiful complement to projects with Weston Stone™ walls

## QUALITY FOR LIFE

Every step of our manufacturing process incorporates rigorous research, testing and quality assurance. We demand the highest quality from each of our facilities across North America. We believe in creating world-class building products that stand the test of time. See our lifetime warranty at **Belgard.com/Warranty**

Due to the natural materials in our products, colors may vary from those shown on the cut sheet. We recommend viewing actual product samples to ensure the perfect color and finish for each project.



ENHANCED OUTDOOR LIVING

# COMPLETE THE VISION

Appliances & Accents



WANT MORE  
KITCHEN, FIRE OR  
WATER FEATURES?

ElementsHome.com



## FIRE PIT & BOWLS

Artisan fire features and planters to enhance the style of any space.



Artisan Cast Stone  
Rectangle Fire Pit



Artisan Cast Stone  
Square Bowl




## FIRE PIT INSERTS

Burner kits and inserts for easy installation of fire features.



Elements Round Gas  
Fire Pit Burner Kit



Smoke-less  
Fire Pit Insert



# ARTFORMS™ + ELEMENTS™

Our Artforms™ Modular Panel System is designed to work seamlessly with Elements™ appliances and accessories for the efficient installation of contemporary outdoor kitchens and living rooms.

## Pro Tip

Set yourself up for repeat business by phasing projects: Start with a patio now—add a kitchen next season!



## OUTDOOR COOKING (carts available for freestanding options)

Gourmet cooking appliances for outfitting outdoor kitchens with grills, burners, smokers and more.



Elements Blue Diamond Kamado



Elements Griddle



Elements Pro Built-In Grill

## OUTDOOR KITCHEN STORAGE

Storage and refrigeration for enhancing functionality.



Elements 2-Bin Trash Door



Elements Double Drawers



Elements 22" Outdoor Refrigerator





**B**  
BELGARD  
PAVES THE WAY

**B**  
BELGARD  
PAVES THE WAY

**B**  
BELGARD  
PAVES THE WAY

OLDCASTLE



# RESOURCES FOR EVERY STEP

EXPLORE LAYING PATTERNS,  
DESIGN TOOLS, AND BUSINESS  
RESOURCES THAT MAKE EVERY  
PROJECT EASIER AND EVERY  
RESULT EXCEPTIONAL





EXPLORE THE 2026


# COLOR OFFERINGS

With so many shades, hues and variations, we've made it easy to create the exact aesthetic and personality to fit each vision.

\*Available in Pavers Only \*\*Available in Walls Only

## Tone-on-Tone Colors

Subtle shifts in shade and tone within the same color family are often used to create a contemporary look.



ANTHRACITE



SHADED GRAY



RIO



HICKORY



SEPIA\*



AMBER BEIGE



CHESWICK\*



SCANDINA GRAY

## Blended Colors

Blends of three or more complementary or contrasting colors create a more dramatic look.



VICTORIAN



ASHWOOD



TEAK\*



IRON BAY



TOSCANA



NEWPORT GRAY\*



ASPEN\*

Due to the natural materials in our products, colors may vary from those shown in our catalog. We recommend viewing actual product samples to ensure the perfect color and finish for each project.

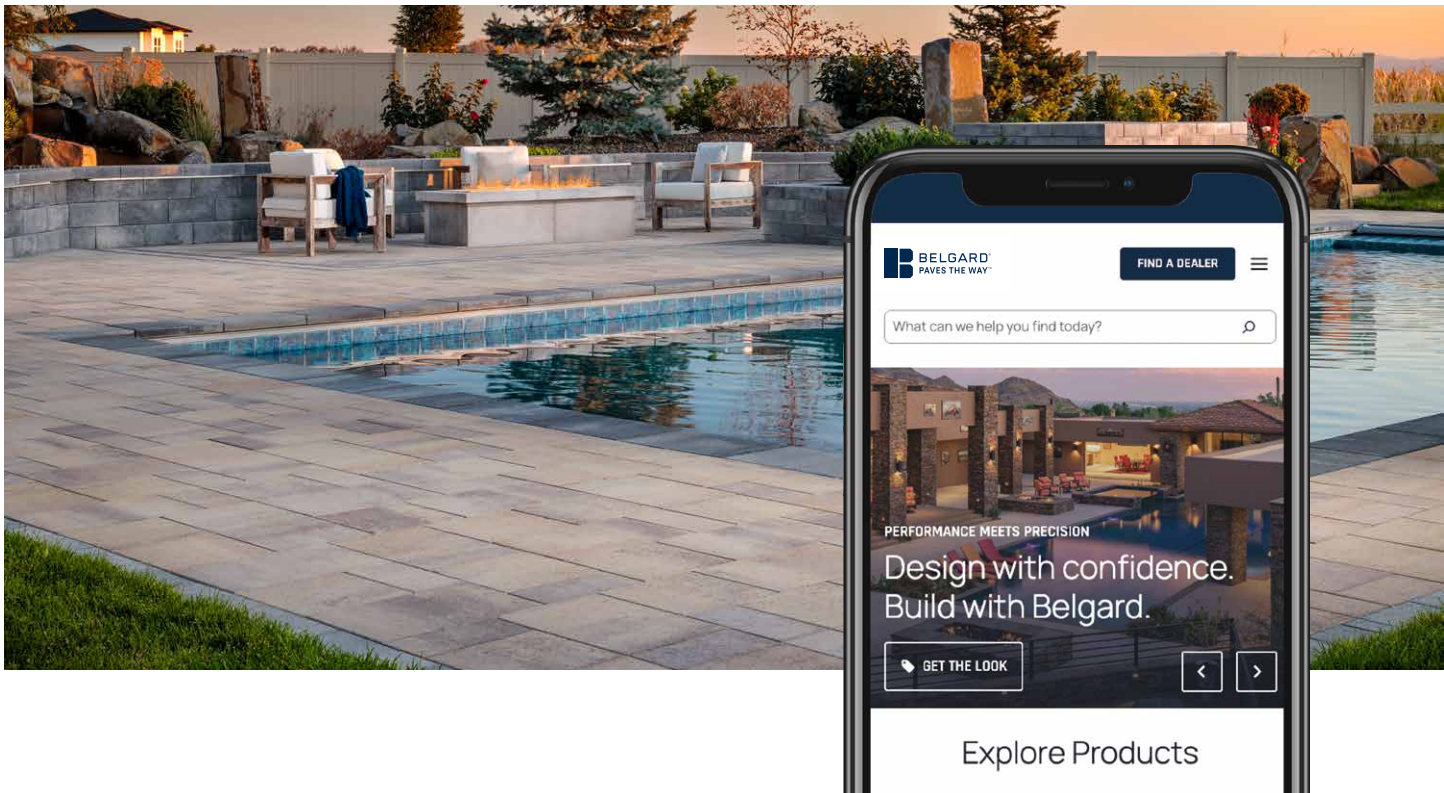
# Solid Colors

Products with a consistent color tone throughout are primarily used for design accents or to create a neutral backdrop.



## GO BEYOND COLOR

Discover how color is just the beginning. Explore **Belgard.com** for endless inspiration and complete your outdoor living vision with local products.






## PAVER TECHNOLOGY GUIDE


# OPTIONS THAT PERFORM FOR EVERY LIFESTYLE

Choose textures and tones for the desired look, with performance engineered for how the space will be used. No matter the climate or site conditions, the right paver technology stands up to everyday life and delivers lasting style.

**The Right Paver Technology for the Right Project, Every Time.**



Featured Product:  
Dimensions™ 12 Core Mix



Featured Product:  
Dimensions™ 18 with DuraFusion



### Core Mix

A staple in outdoor patio design, offering consistent color through the whole paver to minimize wear.



### DuraFusion™

Ideal for design-forward projects and regions with harsh or unpredictable winter weather.





**DURAFUSION**  
Papyrus



**DURAFUSION**  
Dimensions Slab




**CORE MIX**  
Geometric Shapes

**DURAFUSION**  
Dimensions 6 x 9

**CORE MIX**  
Dimensions 12 x 24

**DURAFUSION**  
Brooklyn



**CORE MIX**  
Origins 18



**DURAFUSION**  
Origins 12

**DURAFUSION**  
Brooklyn



PROTECT THEIR INVESTMENT

# MAINTENANCE & PROTECTION

For 40 years, Techniseal® products have been trusted by residential and commercial hardscape installers. As a one-stop shop, Belgard offers Techniseal sealers, adhesives and edging to achieve long-lasting results.



WANT MORE  
PRODUCT OPTIONS?

[Belgard.com/Techniseal](http://Belgard.com/Techniseal)



## REMOVE STAINS

Tackle tough surface stains with specially formulated stain removers.



Rust stain  
remover



Dirt & grease  
stain remover

## ELIMINATE EFFLORESCENCE

Maintain and restore the beauty of your hardscape surfaces.



Paver restorer  
removes haze  
created by some  
polymeric sands



Paver Prep dislodges  
efflorescence and  
ground-in dirt

## PREVENT WEEDS & EROSION

Enhance aesthetics, durability and stability of paver projects.




The smart choice  
for everyday  
installations



High-performance,  
the only real  
no-haze, no-dust  
alternative





## Maintenance Tip

Allow pavers to cure prior to sealant application. Discuss with your representative, as cure time varies by climate. Maintain the long-term beauty of pavers by cleaning and resealing every 3 to 5 years.



## STAIN RESISTANCE

Protect pavers or enhance color with top quality sealers.



Natural look with matte finish, preserves the natural beauty of pavers



Color Boost CB+ matte finish, enhances the color of pavers

## ENHANCE STABILITY

NextGel™ technology ensures stability of patios and walkways.



Fortified hardscape concrete edging

## SUPERIOR STRENGTH

Bond construction materials 50% faster (8-minute bond time).



Hardscape foam adhesive



PARTNERING FOR YOUR SUCCESS

# BELGARD AUTHORIZED CONTRACTOR PROGRAM



**SIGN UP  
TODAY**

[Belgard.com/Pro](https://belgard.com/Pro)



✓ **Exclusive Sales Tools**

Win more jobs with custom resources.

✓ **Priority Leads**

Get homeowner inquiries first.

✓ **Homeowner Financing**

Offer flexible payment options.

✓ **VIP Events**

Network and learn at exclusive gatherings.





GROW YOUR BUSINESS WITH BELGARD

# BUILD SKILLS. BOOST PROFITS. DRIVE SUCCESS.

## Hands-On Learning

Master hardscape techniques and trends through interactive sessions.

## Industry Certifications

Earn credentials that build trust and set you apart.

## Networking That Counts

Connect with pros, share ideas, and grow partnerships.

## Flexible Learning Options

Learn in person or online—anytime, anywhere.



**FIND  
TRAINING**

[Beldgard.com/Training](https://Belgard.com/Training)



**BUILD MORE, EARN MORE  
WITH BELGARD.**

Oldcastle® APG Partner Rewards is a contractor loyalty program that not only provides rewards for your purchases across numerous Oldcastle® APG brands, it also opens the door for opportunities to grow your business. Let's build your business together.



— Oldcastle<sup>®</sup>APG —  
**PARTNER  
REWARDS**

**ENROLL  
TODAY**

[OldcastlePartnerRewards.com](https://OldcastlePartnerRewards.com)





CLOSE SALES FASTER

# BELGARD DESIGN STUDIO

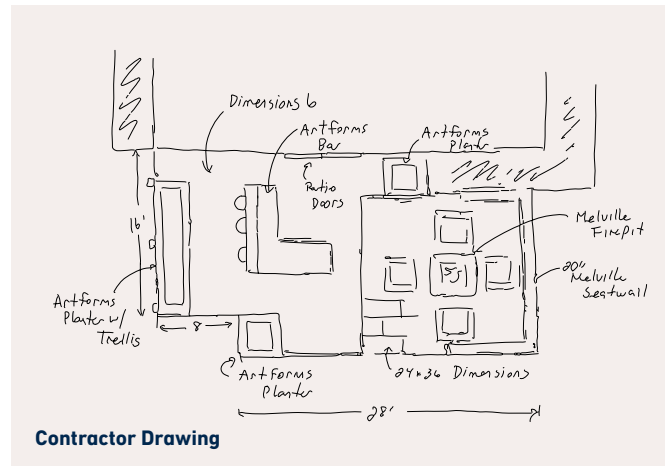
Showing homeowners a clear vision of their project is key to closing the deal. Belgard Design Studio gives you customizable templates and augmented reality tools that make it easy for clients to picture their finished space. By helping them see the design come to life, you remove hesitation and give them the confidence to say yes.

## BELGARD DESIGN STUDIO

Turn your personal photos & sketches into customized 3D digital renderings.




[Belgard.com/DesignStudio](https://belgard.com/DesignStudio)



Contractor Drawing



Design Studio Render



Finished Project




# BELGARD RESOURCES

## ARTFORMS IDEA BOOK



## ARTFORMS IDEA BOOK - SPANISH



## INSTALLATION GUIDE

## FIND YOUR SALES REP

### Need help with designs?



[Belgard.com/Rooms](https://www.belgard.com/Rooms)

Browse hundreds of pre-designed outdoor living spaces that simplify planning, design, and installation for your dream backyard.

- Create sharable collections of favorite designs
- Customize layouts and materials with Design Studio
- Get full plans with materials lists



INCLUDING  
AUGMENTED  
REALITY!






# LAYING PATTERNS


AutoCAD® hatch pattern files can be downloaded from [belgard.com](http://belgard.com) for use in architectural drawings.

## Brooklyn™

Running Bond | 100% 3 x 9




Basket Weave | 100% 3 x 9



## Charlestone™

Running Bond | 25% 6 x 6, 33% 6 x 9, 42% 6 x 12



Important  
Note

Some patterns may not necessarily reflect the percentages of stone sizes within a particular pallet. In some cases you may have extras in one or more of the sizes. **This must be accounted for in your planning and design.**


## Important Note

Some patterns may not necessarily reflect the percentages of stone sizes within a particular pallet. In some cases you may have extras in one or more of the sizes. **This must be accounted for in your planning and design.**


## Dimensions™ 6 | Origins™ 6

---


3-Piece



Herringbone



Running Bond






## Important Note

Some patterns may not necessarily reflect the percentages of stone sizes within a particular pallet. In some cases you may have extras in one or more of the sizes. **This must be accounted for in your planning and design.**

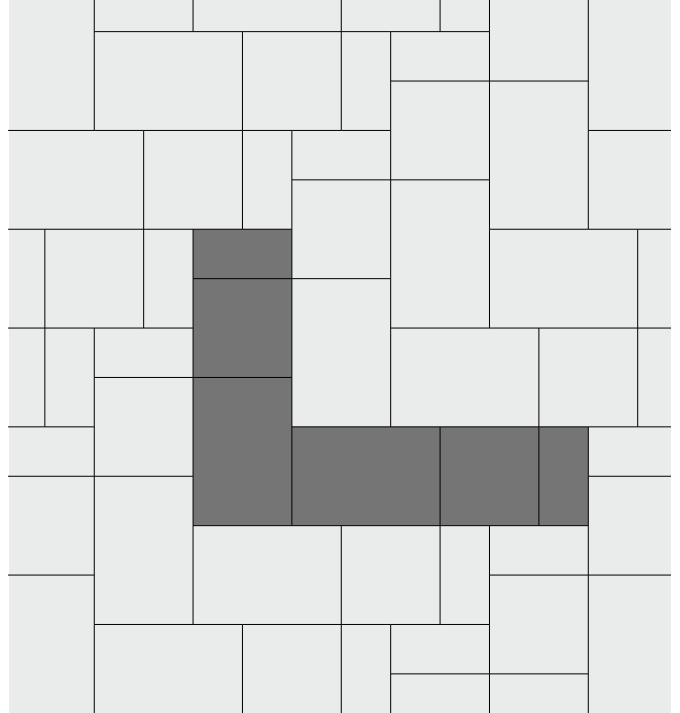
## Dimensions™ 12 | Origins™ 12

---


3-Piece



Herringbone



Running Bond




## Important Note

Some patterns may not necessarily reflect the percentages of stone sizes within a particular pallet. In some cases you may have extras in one or more of the sizes. **This must be accounted for in your planning and design.**


## Dimensions™ 18 | Origins™ 18 | Papyrus™ 18

---


Pattern A



Pattern B



Pattern C






## Important Note

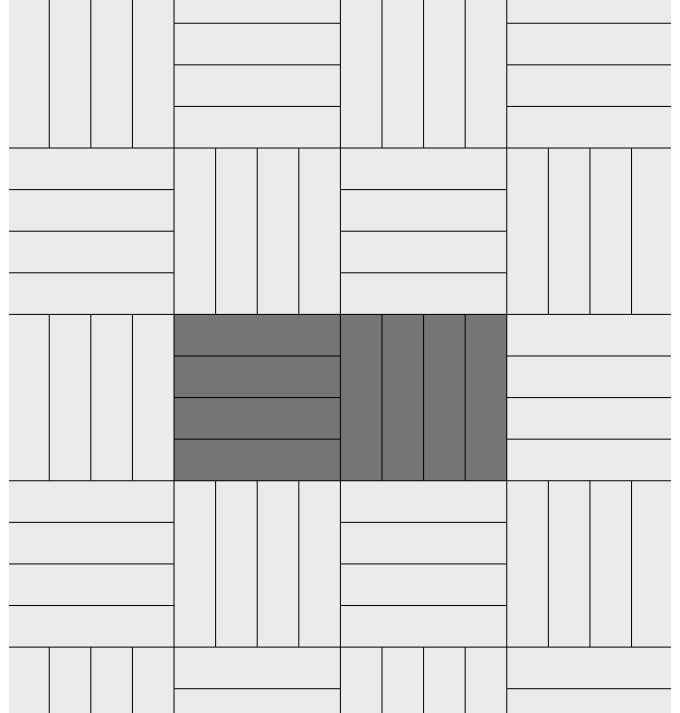
Some patterns may not necessarily reflect the percentages of stone sizes within a particular pallet. In some cases you may have extras in one or more of the sizes. **This must be accounted for in your planning and design.**

## Dimensions™ Paver


Running Bond | 100% 3 x 12




Basket Weave | 100% 3 x 12



Herringbone | 100% 3 x 12



Running Bond | 100% 6 x 9




## Important Note


Some patterns may not necessarily reflect the percentages of stone sizes within a particular pallet. In some cases you may have extras in one or more of the sizes. **This must be accounted for in your planning and design.**

## Dimensions™ Paver | Origins™ Paver


Basket Weave | 100% 6 x 9




Herringbone | 100% 6 x 9



Running Bond | 100% 6 x 12



Herringbone | 100% 6 x 12






## Important Note


Some patterns may not necessarily reflect the percentages of stone sizes within a particular pallet. In some cases you may have extras in one or more of the sizes. **This must be accounted for in your planning and design.**

## Dimensions™ Slab | Plaza Paver

Stack Bond | 100% 12 x 24




Running Bond | 100% 12 x 24



## Geometric Shapes

Hexagon | 100% 10½ x 12




## Important Note


Some patterns may not necessarily reflect the percentages of stone sizes within a particular pallet. In some cases you may have extras in one or more of the sizes. **This must be accounted for in your planning and design.**

## Holland Stone


Running Bond | 100% 4 x 8



Herringbone | 100% 4 x 8



Basket Weave | 100% 4 x 8






## Important Note

Some patterns may not necessarily reflect the percentages of stone sizes within a particular pallet. In some cases you may have extras in one or more of the sizes. **This must be accounted for in your planning and design.**


### Aqua Dublin®

Manual Installation | 21%  $3\frac{7}{16} \times 6\frac{15}{16}$ , 23%  $6\frac{15}{16} \times 6\frac{15}{16}$ , 56%  $10\frac{5}{16} \times 6\frac{15}{16}$




### Aqualine™

Basket Weave | 100%  $4\frac{1}{2} \times 9 \times 3\frac{1}{8}$




### Cambridge Cobble®

Pattern A | 100%  $6 \times 9$



Pattern 1 (2pc) | 25%  $6 \times 6$ , 75%  $6 \times 9$




### Important Note


Some patterns may not necessarily reflect the percentages of stone sizes within a particular pallet. In some cases you may have extras in one or more of the sizes. **This must be accounted for in your planning and design.**

## Dublin Cobble®

Pattern 1 (3pc) | 17% 6 x 3 x 2<sup>3</sup>/<sub>8</sub>, 33% 6 x 6 x 2<sup>3</sup>/<sub>8</sub>,  
50% 6 x 9 x 2<sup>3</sup>/<sub>8</sub>

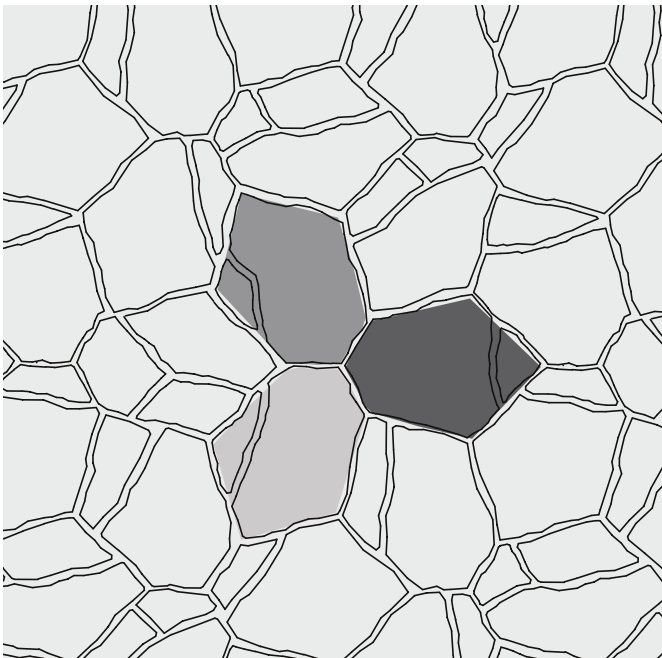


Running Bond (3pc) | 17% 6 x 3 x 2<sup>3</sup>/<sub>8</sub>, 33% 6 x 6 x 2<sup>3</sup>/<sub>8</sub>,  
50% 6 x 9 x 2<sup>3</sup>/<sub>8</sub>



## Mega-Arbel®

Cloverleaf | 100% 15<sup>3</sup>/<sub>8</sub> x 21





# Every Outdoor Possibility. One Trusted Partner.

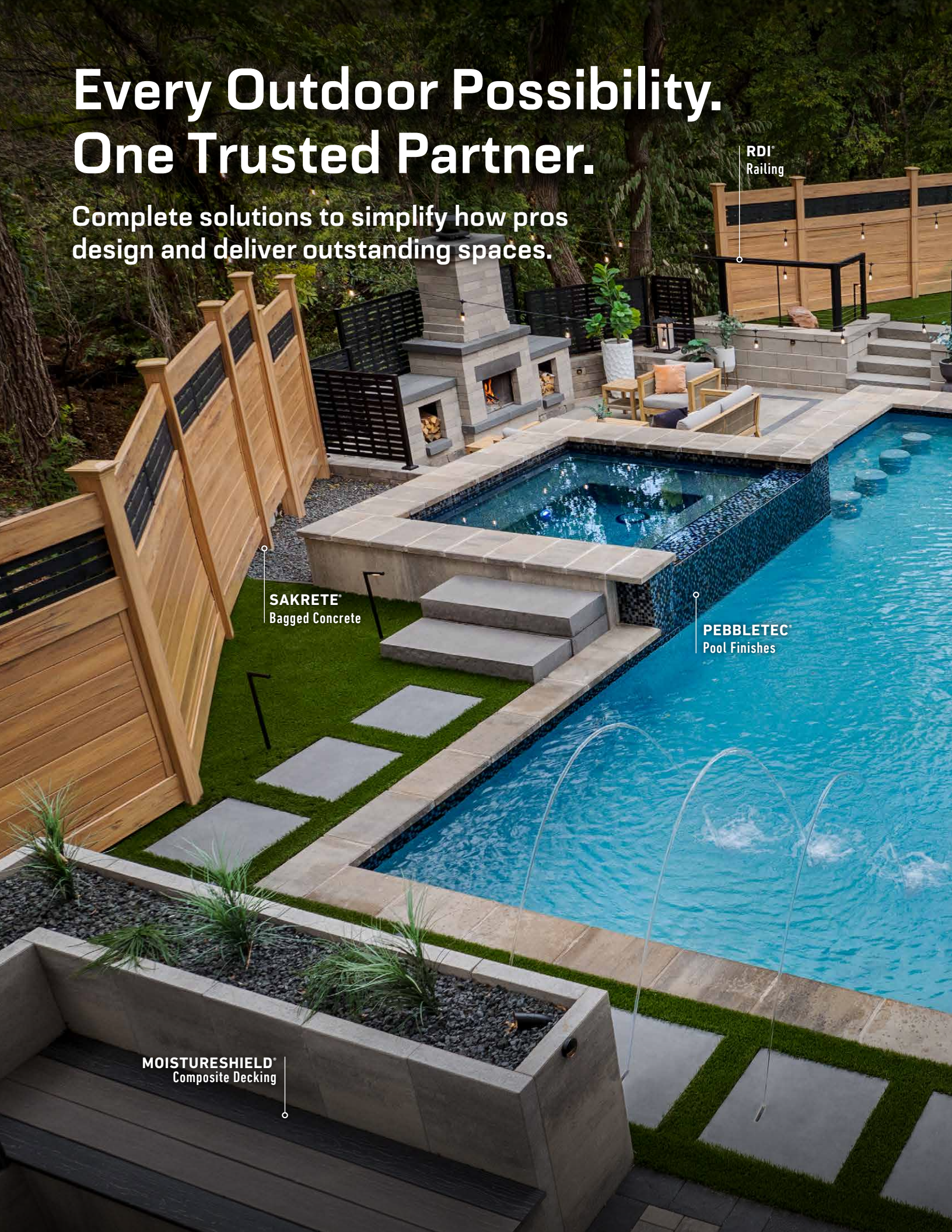
Complete solutions to simplify how pros design and deliver outstanding spaces.

RDI®  
Railing

SAKRETE®  
Bagged Concrete

PEBBLETEC®  
Pool Finishes

MOISTURESHIELD®  
Composite Decking





**CATALYST™**  
Fencing

**FREESTYLE™**  
Shade & Privacy

**ELEMENTS™**  
Outdoor Cooking

**TECHNISEAL®**  
Finish & Protect

**BELGARD®**  
Hardscapes



**Oldcastle® APG**  
A CRH COMPANY

Oldcastle® APG transforms how pros approach outdoor projects with integrated hardscape, decking, fencing and railing solutions backed by the expertise and resources of one powerful partner. The result is streamlined planning, smoother installs and elevated spaces that help more clients Live Well Outside.

**OldcastleAPG.com**



BELGARD®

AN OLDCASTLE® APG OUTDOOR BRAND

BELGARD.COM

© 2026 Oldcastle® APG, Inc. All Rights Reserved. BEL25-D-555200 | Amcor | Revised 01/2026